

Bull. Chem. Soc. Ethiop. **2020**, 34(2), 407-418.
© 2020 Chemical Society of Ethiopia and The Authors
DOI: <https://dx.doi.org/10.4314/bcse.v34i2.16>

ISSN 1011-3924
Printed in Ethiopia

METOLAZONE COMPOUND AS CORROSION INHIBITOR FOR API 5L X-52 STEEL IN HYDROCHLORIC ACID SOLUTION

Fidelis E. Abeng^{1*}, Magdalene E. Ikpi², Valentine C. Anadebe³ and Wilfred Emori⁴

¹Material and Electrochemistry Research Unit, Department of Chemistry, Cross River University of Technology, P. M. B. 1123, Calabar-Nigeria

²Corrosion and Electrochemistry Research Laboratory, Department of Pure and Applied Chemistry, University of Calabar, P.M.B. 1115, Calabar-Nigeria

³Department of Chemical Engineering, Federal University Ndufu Alike, Ebonyi state, P. M. B. 1010, Abakaliki, Nigeria

⁴School of Materials Science and Engineering, Zigong 643000, Sichuan, China

(Received May 20, 2019; Revised September 28, 2020; Accepted September 29, 2020)

ABSTRACT. The aim of this research is to evaluate the inhibitive effect of metolazone on API 5L X-52 steel in 2 M HCl solution using electrochemical impedance spectroscopy (EIS), potentiodynamic polarization techniques within a temperature range of 303 to 323 K. Scanning electron microscopy (SEM) was also employed to study the morphology of the corroded coupons in 2 M HCl solution and in the presence of the inhibitor. The efficiency of the inhibition depends on the concentration of metolazone and reaction system temperature. The maximum inhibition efficiency values were 92.7 and 90.7%, respectively, for both EIS and polarization techniques at the temperature of 303 K. The electrochemical impedance spectra (EIS) studies reveal that the process of inhibition is through charge transfer. Potentiodynamic polarization (PDP) studies showed that metolazone is mixed-type inhibitor. The metolazone adsorption characteristics on API 5L X-52 steel surface was found to be spontaneous and obeyed Langmuir adsorption isotherm and the mechanism of adsorption suggest chemisorptions. The inhibition efficiency of metolazone drug obtained by electrochemical methods was in good relationship with each other.

KEY WORDS: Metolazone drug, API 5L X-52 Steel, SEM, Electrochemical, Corrosion inhibition

INTRODUCTION

The application of metals and alloys are of great interest in industrial installations and equipment. Metals and alloys are generally attacked by aggressive fluids, either by natural fluids or artificial fluids [1]. This occurrence may cause damages to metal surface as well as loss of cohesive strength. The structure of the metal surface is attacked through the movement of ions away from the surface of the metal leading to the corrosion of metals [1]. In the industrial field, carbon steel is a type of material that is commonly used for various applications. One of those types of carbon steel which is often used in the industrial field is API 5L steel grade. The API 5L steel is one of the steels used in the applications of water transport, oil, and natural gas. One of the problems that often occur in the distribution process of crude oil is the existence of sediment called the crust (scale). The crust is the result of mineral precipitation which is derived from the water formation produced along with the oil and gas [2]. This type of steel is easy to be corroded in acidic environment. In fact, corrosion cannot be prevented but its speed can be controlled by the addition of an inhibitor. The use of corrosion inhibitor is one of the practical ways of preventing the movement of ions away from the surface of the metals. Corrosion inhibitor is simply define as chemical substances that when added in a small concentration to corrosive environment where metals and alloys reside decreases the rate of attack on the metal surface. These chemical substances may be costly and not friendly. The present study employs

*Corresponding author. E-mail: fidelisabeng@yahoo.com

This work is licensed under the Creative Commons Attribution 4.0 International License

the use of economical and environmentally friendly corrosion inhibitor such as metolazone drug-based compound to prevent the formation of corrosion at a metal surface. The effectiveness of metolazone compound as inhibitor essentially depends on the presence of functional groups or atoms like N, O, S, P and π electron in their moiety [2-4]. In view of the above observation it is thought worthwhile to study the corrosion inhibition behavior of metolazone drug as a corrosion inhibitor for carbon steel in acidic medium using electrochemical impedance spectroscopy, potentiodynamic polarization methods and scanning electron microscope. Metolazone is a thiazole like diuretic marketed under the brand name, zytanix. It is primarily used for the treatment of congestive heart failure and high blood pressure. The IUPAC name of metolazone is chloro-2-methyl-4-oxo-3-O-tolyl-1,2,3,4-tetrahydroquinazoline-6-sulfonamide with molecular formula and molecular mass of $C_{16}H_{16}ClN_3O_3S$ and 365.835 g/mol, respectively. The chemical structure of metolazone is given in Figure 1. Recent studies have shown that pharmaceutical drugs can also increase the anticorrosion performance of metals or alloys. Extensive research have been conducted on the use ofazole drugs namely fluconazole, ketoconazole and cotrimazole on the corrosion inhibition of mild steel in aqueous solution of chloride ions using weight loss, AC impedance spectra and polarization study, the results obtained from the studied compounds exhibited good corrosion inhibition properties for which it depends on the inhibitor concentration [5-8].

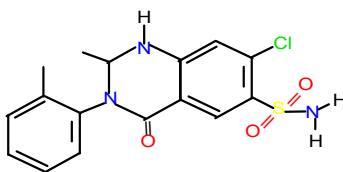


Figure 1. Molecular structure of metolazone.

Ade *et al.* [9] reported on the inhibitive action of an antibiotic drug as corrosion inhibitor for mild steel in HCl, HNO₃ and H₂SO₄ solutions using weight loss. The results obtained from the studied acids revealed that the compound inhibited the metal dissolution by 92, 83 and 91%, respectively. The adsorption of the inhibitor obeyed the Langmuir adsorption isotherm. Karthikeyan *et al.* [10] used weight loss, potentiodynamic polarization, and electrochemical impedance spectroscopy and hydrogen permeation measurements to investigate vancomycin as a corrosion inhibitor for mild steel in a 1 M H₂SO₄ solution. The results obtained in their study showed that inhibition efficiency depends on the concentration of vancomycin. Potentiodynamic polarization study revealed that the inhibitor functioned as a cathodic inhibitor and that inhibitor adsorption on a mild steel surface followed Langmuir adsorption model. Abdullatef [11] used potentiodynamic polarization and electrochemical impedance spectroscopy to study azithromycin's inhibitory activity as an inhibitor for the corrosion of mild steel, copper and zinc in a solution of 0.5 M H₂SO₄. The results obtained shows that azithromycin inhibited the corrosion of all the metals used. The inhibitor's adsorption on the steel, copper, and zinc surface obeyed the Langmuir isotherm adsorption. Potentiodynamic polarization results indicated that azithromycin acted as a mixed type inhibitor for mild steel and as a cathodic type in zinc and copper. Among the various drugs used, metolazone which is one of the most promising pharmaceutical drug in recent times have not been reported.

EXPERIMENTAL

Materials and inhibitor preparation

The test sample used in corrosion studies were cut from a piece of API 5L X-52 pipeline steel (carbon steel), with the composition of Fe (98.28%), C (0.24%), Mn (1.40%), P (0.05%), S (0.015%), Si (0.45%), V (0.01%), Nb (0.05%) and Ti (0.04%) [12]. Prior to the experiment, all the samples were consequently abraded with 220, 800 and 1200 emery grade paper to have a mirror like surface using a UNIPOL-820 metallographic polishing machine. Thereafter, the sample of the specimen was rinsed with ethanol, decreased by acetone and dried in warm air. The metolazone compound was supplied by Peace Land Pharmaceutical Ltd, Calabar-Nigeria. The concentration of the inhibitor stock solution was prepared by digesting 500 mg of the drug compound in 1000 mL of 2 M HCl solution to obtain a stock solution of 500 mg/L concentration. The resulting solution was allowed to stand for 24 hours to enhanced proper solubility of the drug compound. Different concentrations of the inhibitor test solution were calculated from the stock solution using the dilution factor; $C_1V_1 = C_2V_2$ and used subsequently in the electrochemical measurements.

Electrochemical measurements

Gamry Reference 600 Potentiostat/Galvanostat inclusive of Gamry framework EIS 300 and DC 105 system was used to perform electrochemical measurement. The electrochemical measurement device consists of a platinum wire as counter electrode, a saturated calomel electrode (SCE) as reference electrode and the API 5 L X-52 pipeline steel specimens as a working electrode (WE). The working electrode has surface area of 1 cm^2 and Gamry Echem Analyst software was used in analyzing the experimental data. Potentiodynamic polarization curves were obtained by applying potential at a scan rate of 0.5 mVs^{-1} over the range -250 mV to +250 mV. Electrochemical impedance Spectroscopy measurements were performed in a frequency range of 100 KHz to 10 MHz with a 5 mV AC signal amplitude under potentiostatic conditions. An immersion period of 30 minutes was employed before the test to attain steady state potential [13].

Steel surface characterization

After the specimen was taken out and cleaned, the API 5L X-52 pipeline steel (carbon steel) specimens were soaked in different test solution for 24 hours and analyzed in scanning electron microscope (SEM) to enable us obtained the nature of the film formed on the steel surface. The characterization were performed at Department of Chemical Engineering, Ahmadu Bello University, Zaria, Nigeria using the scanning electron microscope (SEM of model no MVE016477830), Netherlands.

RESULTS AND DISCUSSION

Electrochemical impedance spectroscopy (EIS)

The electrochemical impedance spectroscopy was performed to investigate the effect of the inhibitor concentration on the impedance behavior of API 5L X-52 steel in 2 M HCl solution. The Nyquist and the corresponding bode plots are presented in Figure 2. In the Nyquist plot, because of the charge transfer resistance, a semicircle in each curve stands for a constant time. Increasing the concentration of metolazone drug increases the diameter of the circle from 50 to 500 mg/L, which suggests an increase in the inhibitory effect. The inhibition efficiency based on impedance study can be calculated using the following eq. (1).

$$IE \% = 1 - \frac{R_{ct}(bl)}{R_{ct}(inh)} \times 100 \quad (1)$$

where $R_{ct}(bl)$ is the charge transfer for the blank solution and $R_{ct}(inh)$ is for inhibited solution. The inhibition efficiency is improved by expanding the concentration of metolazone with the highest value of 92.7% at 500 mg/L. This increment in R_{ct} value is attributed to the development of a defensive film on the surface of the steel. The changes in R_{ct} and CPE values were caused by the substitution of water molecules by adsorption of inhibitor on the carbon steel surface. The impedance profile in inhibited and uninhibited solution showed positive inflections at lower frequencies. The peaks in Bode plots are described as distinct and phase angle peaks shifted towards higher values of concentration of the inhibitor. Such is characteristic of adsorption processes occurring. Also in the Bode plot, the curves for all concentrations show single wave, which confirmed the one-time constant acquired by the Nyquist plot. According to the literature, if the phase angle equals 90° or 0° , the electrochemical behavior at the steel solution interface is capacitive or resistive, respectively. The Bode plot in Figure 2 shows the existence of an equivalent circuit that contains a single constant phase element (CPE) in the metal/solution interface. The increment of absolute impedance at low frequencies in Bode plots confirms the fact that the protective effect of the inhibitors is concentration dependent in acid solution. Phase angle plots Figure 2 at all concentrations show one time constant, which is related to the charge transfer process [14-17]. Equivalent circuit model (Figure 2c) was used to model the impedance data. The circuit consist of solution resistance (R_s), adsorption resistance (R_a) and adsorption constant phase element represented by Q_a , charge transfer resistance (R_{ct}) and constant phase double layer (Q_{dl}), the data of these parameters are presented in Table 1. The frequency of the constant phase element relied on the elements that connect the surface heterogeneities and the double layer capacitor at the metal-electrolyte interface [18-19]. The constant phase element impedance CPE is express using eq. (2).

$$Z_{CPE} = (Y_o(j\omega)^n)^{-1} \quad (2)$$

where the amplitude of CPE is Y_o and its imaginary units is ($j = \sqrt{-1}$, the angular frequency ω and n is CPE power ($0 < n \leq 1$). It is seen in Table 1 that addition of inhibitors to the acidic medium, increases the R_{ct} values with corresponding decreased in Q_{dl} and Q_a values, this is due to the increased in the thickness of the electric double layer containing the adsorption of the inhibitors molecules at the carbon steel surface. A good fit was obtained by fitting the equivalent circuit to explained the experimental data as shown in Table 1 as proven by the correlation parameter χ^2 .

Polarization measurements

Potentiodynamic polarization method was also carried out to study the effect of the temperature and inhibitor concentration on the polarization behavior of API 5L X-52 steel in 2 M HCl solution without and with different concentrations of the metolazone drug. The experiments were conducted at different temperatures (303-323 K) (Figure 3). All the important electrochemical parameters derived from Tafel plots such as the corrosion potential (E_{corr}), corrosion current density (i_{corr}), corrosion rate (CR), anodic Tafel slopes (β_a), cathodic Tafel slopes (β_c), and inhibition efficiency (IE %) are summarized in Table 2, exception of inhibition efficiency (IE %) that increases, other parameters values decreases as the concentration of metolazone increases. The anodic, cathodic Tafel slopes (β_a and β_c), and the corrosion current density i_{corr} were obtained from the extrapolation of anodic and cathodic Tafel lines to the corrosion potential.

Table 1. EIS component values for API 5L X-52 steel in 2 M HCl solution with and without inhibitor.

System	Q _{dl}				Q _a			χ^2	
	R _s (Ω cm ²)	R _{ct} (Ω cm ²)	IE%	Y ₀ S s ⁿ cm ²	n _{dl}	R _a (Ω cm ²)	Y ₀ S s ⁿ cm ²		n _a
Blank	0.32	19.24	23	19 x 10 ⁻⁴	0.728	0.09	28 x 10 ⁻⁵	0.999	1.16 x 10 ⁻⁴
50	0.49	24.93	23	10.9 x 10 ⁻⁴	0.653	1.62	12 x 10 ⁻⁵	0.989	1.92 x 10 ⁻⁴
100	0.54	33.43	42	8.4 x 10 ⁻⁴	1.220	2.48	9 x 10 ⁻⁵	0.999	2.51 x 10 ⁻⁴
200	0.51	71.68	73	6.9 x 10 ⁻⁴	0.890	2.22	8 x 10 ⁻⁵	0.999	4.22 x 10 ⁻⁴
300	0.56	123.4	84	6.1 x 10 ⁻⁴	0.994	3.61	7 x 10 ⁻⁵	0.988	5.12 x 10 ⁻⁴
500	0.63	266.7	93	5.88 x 10 ⁻⁴	0.998	3.88	6 x 10 ⁻⁵	0.998	6.35 x 10 ⁻⁴

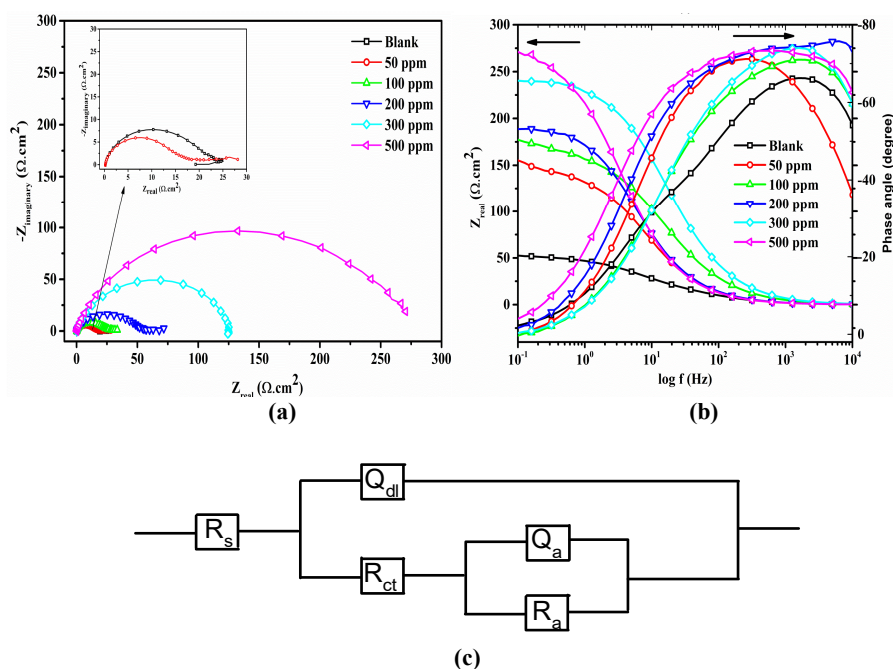


Figure 2. (a) Nyquist plot, (b) Bode plot and phase angle plot in absence and presence of different metolazone concentrations in 2 M HCl and (c) equivalent circuit model.

It is clearly seen in Figure 3 that addition of the metolazone leads to the inhibition of both cathodic and anodic reactions in all the study temperature. This supports the fact that the metolazone inhibits API 5L X-52 steel corrosion by controlling both anodic and cathodic reactions (mixed-type inhibitor), but predominantly at the anodic sites, this is because the maximum shift in the E_{corr} with respect to the blank solution was within 85 mV [20-21]. However, the negative displacement of the corrosion potentials, observed may be explained by the adsorption of the inhibitor molecules on active sites, thereby reducing the reduction of hydrogen ion (H^+) and loss of electrons from the steel surface. The covering of adsorbed inhibitor molecules on the carbon steel surface decreases the dissolution of the carbon steel leading to increase in inhibition efficiency calculated by using eq. (3).

$$\% IE = \frac{i_{corr(blank)} - i_{corr(inh)}}{i_{corr(blank)}} \times 100 \quad (3)$$

where $I_{corr(blank)}$ and $I_{corr(inh)}$ represent the corrosion current density of blank and inhibited solutions respectively [15].

Table 2. Polarization data for API 5L X-52 steel in 2 M hydrochloric acid in different temperature.

Conc.(ppm)	E_{corr} (mV vs. SCE)	β_a (mV/dec)	β_b (mV/dec)	I_{corr} μ Ac m^{-2}	CR(mpy)	θ	%IE
Temperature 303 K							
Blank	-446	102	454	560	256		
50	-436	88	165	397	182	0.291	29.1
100	-447	88	150	334	152	0.403	40.3
200	-430	67	101	269	123	0.519	51.9
300	-445	61	91	101	46	0.819	81.9
500	-498	46	116	52.7	24	0.907	90.7
Temperature 313 K							
Blank	-316	39	323	1830	837		
50	-436	80	86	543	240	0.703	70.3
100	-435	74	79	482	209	0.737	73.7
200	-438	69	66	434	185	0.763	76.2
300	-441	64	61	413	170	0.774	77.4
500	-443	59	57	349	164	0.809	80.9
Temperature 323 K							
Blank	-442	116	217	3560	1626		
50	-308	38	300	2480	1132	0.303	30.3
100	-381	85	679	1710	781	0.520	53.0
200	-361	73	197	1500	686	0.579	57.9
300	-399	76	109	676	309	0.810	81.0
500	-409	72	100	347	158	0.903	90.3

Thermodynamic considerations

The temperature effect on the corrosion behavior of API 5LX-52 steel in aqueous environment was examined at the temperature range 303 to 323 K using the results of potentiodynamic polarization techniques. The Activation energy, enthalpy change and change in entropy were used to illustrate the dependency of temperature on corrosion current density [22-25]. These parameters were all calculated using Arrhenius equation represented as eq. (4) and Eyring transition state equation (eq. 5) where I_{corr} is the corrosion current density, A is the exponential factor, R is the universal gas constant, N is the Avogadro's number and h is Planck's constant [19-21].

$$\log I_{corr} = \log A - \frac{Ea}{2.303RT} \quad (4)$$

$$I_{corr} = \frac{RT}{Nh} \exp\left(\frac{\Delta S_a^\circ}{R}\right) \exp\left(\frac{\Delta H_a^\circ}{RT}\right) \quad (5)$$

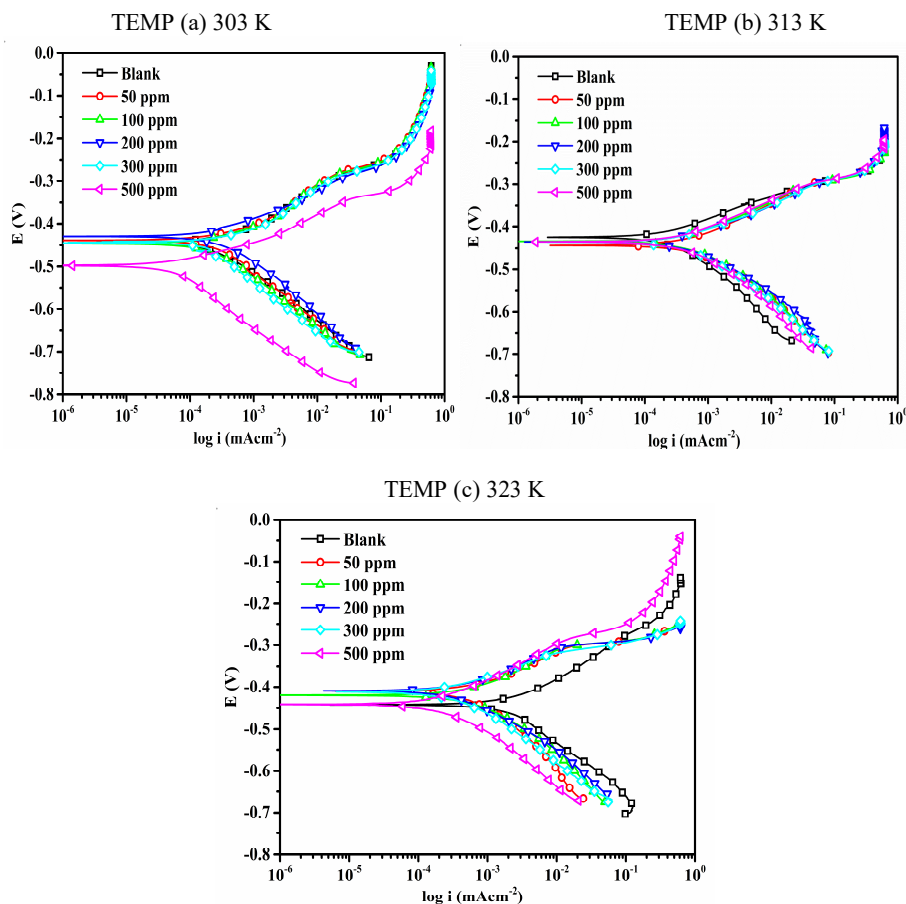


Figure 3. Polarization measurement of API 5L X-52 steel in 2 M HCl at different concentrations and temperatures.

A plot of $\log I_{corr}$ against $\frac{1}{T}$ gives a linear plot with slope $\frac{-E_a}{2.303R}$ shown in Figure 4a, while the plot of $\frac{\log I_{corr}}{T}$ versus $\frac{1}{T}$ shown in Figure 4b produced a straight line with slope $\frac{-\Delta H}{2.303R}$ and intercept of $\log \frac{R}{Nh} + \frac{\Delta S}{2.303R}$, from which ΔH and ΔS were evaluated and presented in Table 3. The results of Table 3 illustrates that the values of activation energy (E_a) of the blank solution is higher than that of the inhibited solution. This behavior is an indication that metolazone possesses the characteristic features of chemical adsorption on the metal surface [26].

The positive values of ΔH listed in Table 3 show evidence of the endothermic nature of corrosion reaction of the metal suggesting a reduction in steel dissolution rate in the presence of metolazone. The values of entropy of adsorption are large positive values indicating the presence of disorderliness. Since their values are greater than zero ($\Delta S > 0$), it confirms that the reaction mechanism is feasible and spontaneous [26].

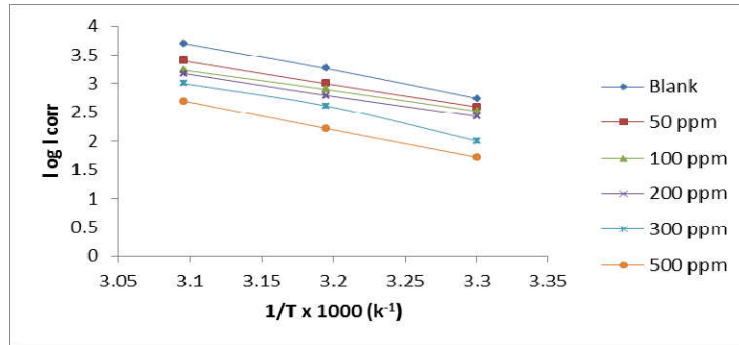


Figure 4a. Arrhenius plots of $\log I_{corr}$ against $1/T$ for the studied steel in 2 M HCl in the absence and presence of metolazone.

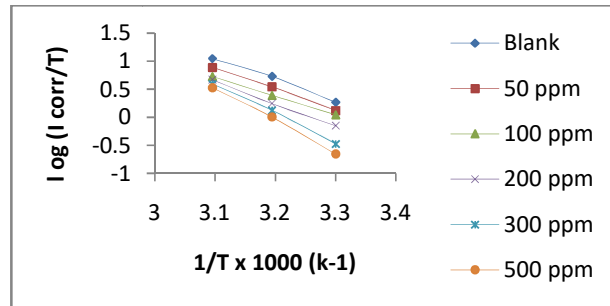


Figure 4b. Eyring's transition state equation of plot of $\frac{\log I_{corr}}{T}$ against $1/T$ for studied steel in 2 M HCl in the absence and presence of metolazone.

Table 3. Thermodynamic parameters for API 5L X-52 steel in 2 M HCl solution in the presence and absence of metolazone.

Conc (ppm)	Ea (kJ/mol)	R ²	ΔH (kJ/mol)	R ²	ΔS(J/mol/K)	Slope
Blank	89	0.999	73	0.992	245	-3.8
50	75	0.999	72	0.998	234	-3.8
100	66	0.999	64	0.999	211	-3.3
200	63	0.999	76	0.998	249	-4.0
300	62	0.987	100	0.997	321	-5.2
500	72	0.999	110	0.997	352	-5.8

Adsorption consideration

Adsorption isotherm also provides important information about the interaction between the inhibitor and metal surface. The experimental data were applied to various adsorption models to obtain the best fit. The experimental data were found to fit the Langmuir isotherm (Figure 5) according to the eq. (6).

$$\log C/\theta = \frac{1}{K_{ads}} + \log C \quad (6)$$

where C is the concentration of inhibitor, θ is the degree of surface coverage and K_{ads} is the equilibrium constant of the adsorption process. The free energy ΔG_{ads} adsorption of metolazone

on the surface of the steel was calculated using the intercept of Figure 5 regarded as the equilibrium constant and substituted into eq. 7.

$$K_{ads} = 1/55.5 \exp(-\Delta G_{ads}/RT) \quad (7)$$

The results of ΔG_{ads} listed in Table 4 shows negative values supporting a spontaneous reaction which was earlier proposed [27-30].

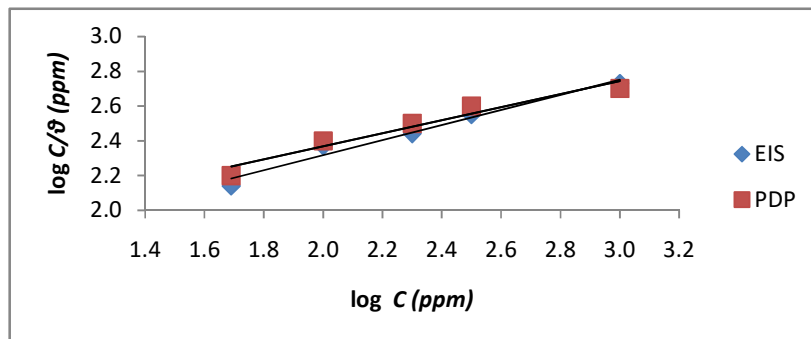


Figure 5. Plots of Langmuir adsorption isotherm for metolazone on the studied steel surface at 303 K.

Scanning electron microscope

Figure 6 shows the surface morphology of Fresh steel (a), steel in the inhibited solution of 500 mg/L metolazone (b) and the uninhibited solution (c) at 303 K. The images of the API 5L X-52 steel surface in 2 M HCl solution Figure (6c) appears severely damaged. However, in the presence of metolazone drugs Figure 6b, surface morphology of API 5L X-52 steel is remarkably improved. This observation further supports the protection of API 5L X-52 steel by adsorption of metolazone [31-37]. These results agreed with the inhibition efficiency obtained from the electrochemical measurement.

Table 4. Adsorption free energy values of metolazone on API 5L X-52 steel.

Methods	ΔG_{ads} J/mol/K	Slope	K_{ads}	R^2
EIS	-14.6	0.432	1.442	0.971
Tafel	-16.3	0.375	1.610	0.946




Figure 6. (a) Image of polished carbon steel surface before, (b) image of polished carbon steel surface with METO and (c) image of polished carbon steel in 2 M HCl solution.

CONCLUSION

From the experimental data and discussion of the present investigation, we can conclude that: metolazone drug showed good inhibition efficiency for API 5L X-52 steel in 2 M HCl solutions. The inhibition efficiency increases with the increase in concentration and increases with the increase in temperature. PDP results indicate that the presence of metolazone drug decreases both the rate of anodic and cathodic API 5L X-52 steel dissolution, and acts as a mixed type inhibitor. The adsorption of inhibitor molecules on the API 5L X-52 steel surface obeys Langmuir adsorption isotherm. Scanning electron Microscopy SEM revealed the presence of a protective film of the inhibitor on the API 5L X-52 steel surfaces. The results obtained from EIS and PDP were in good conformity.

ACKNOWLEDGEMENT

Magdalene Edet Ikpi is grateful to the China-Africa Science and Technology Partnership Program (CASTEP) for the 2012 Award for Equipment Donation Support from which the experimental analysis of this research was made possible.

REFERENCES

1. Chahul, H.F.; Ndukwe, G.I.; Ogwu, D.O. Thermodynamic study on the kinetics of acid dissolution of aluminium in the presence of *Napoleonaea imperialis* seeds extract and iodide ion. *Ovid. Univ. Annal. Chem.* **2018**, *29*, 103-109.
2. Raghavendra, N. Application of expired alprazolam drug as corrosion inhibitor for aluminium in 3 M HCl environment. *J. Sci. Eng. Technol.* **2018**, *6*, 35-42.
3. Okafor, P.C.; Ebenso, E.E.; Ekpe, U.J. *Azadirachta indica* extracts as corrosion inhibitor for mild steel in acid medium. *Int. J. Electrochem. Sci.* **2010**, *5*, 978-993.
4. Eddy, N.O.; Odoemelam, S.A.; Ogoko, E.C.; Ita, B.I. Inhibition of the corrosion of zinc in 0.01-0.04 M H₂SO₄ by erythromycin. *Port. Electrochim. Acta* **2010**, *28*, 15-26.
5. Fouda, A.S.; El-Haddad, M.N.; Abdallah, Y.M. Septazole: Antibacterial drug as green corrosion inhibitor for copper in hydrochloric solution. *Int. J. Innov. Res. Sci. Eng. Technol.* **2013**, *2*, 7073-7085.
6. Attia, M.A.; Gamal, A.E.; Hamad, A.A.; Sami, A.A. Corrosion inhibition of mild steel in acid medium by magnetite myrrh nanocomposite. *Int. J. Electrochem. Sci.* **2014**, *9*, 8446-8457.
7. Naqvi, I.; Saleemi, A.R.; Naveed, S. Cefixime: A drug as efficient corrosion inhibitor for mild steel in acidic media: Electrochemical thermodynamic studies. *Int. J. Electrochem. Sci.* **2011**, *6*, 146-161.
8. Baby, N.; Manjula, P.; Mainmegalai, S. Azole drug: A novel inhibitor for corrosion. *Res. J. Chem. Sci.* **2015**, *5*, 11-16.
9. Ade, S.B.; Shitole, N.V.; Lonkar, S.M. Antifungal drugs used as metal corrosion inhibitor in various acid medium. *Int. J. Chem. Technol. Res.* **2014**, *6*, 3642-3650.
10. Karthikeyan, S.; Jeeva, P.A.; Raja, K. Experimental studies of an antibacterial agent on the corrosion of mild steel in 1 M H₂SO₄. *J. Chem. Pharm. Res.* **2015**, *7*, 906-912.
11. Abdullatef, O.A. Chemical and electrochemical studies on the corrosion of mild steel, copper and zinc in 0.5 M H₂SO₄ solution in presence of azithromycin as effective corrosion inhibitor. *J. Adv. Chem.* **2015**, *11*, 3642-3655.
12. ASTM Sec, Spec 5L specification for pipe Line, Vol. 8, 14th ed., West Conshohoken: Pennsylvania; **2013**.
13. Yang, H.; Zhang, M.; Singh, A. Investigation of inhibition effect of ketoconazole on mild steel corrosion in hydrochloric acid. *Int. J. Electrochem. Sci.* **2018**, *13*, 9131-9144.

14. Nkem, B.I.; Akens, H.A. Inhibition and Adsorption of oil extract of *Balanites aegyptiaca* seeds on the corrosion of mild steel in hydrochloric acid environment. *World Sci. News* **2019**, 183-197.
15. Abeng, F.E.; Ikpi, M.E.; Uwakwe, K.; Ikpi, G. Corrosion inhibition and adsorption characteristics of API 5L X-52 steel by antibiotic drug in HCl solution. *Int. Res. J. Pure Appl. Chem.* **2017**, 15, 1-12.
16. Abeng, F.E.; Ekpe, U.J.; Ikeuba, A.I.; Ugi, B.U.; Nna, P.J. Inhibitive action of alkaloid and non-alkaloid fractions of the ethanolic extracts of *Phyllanthus amarus* on the corrosion of mild steel in HCl solution. *Globe J. Pure Appl. Sci.* **2013**, 19, 107-117.
17. Ugi, B.U.; Abeng, F.E. Corrosion inhibition effects and adsorption characteristics of ethanol extract of king bitter root (*Andrographis paniculata*) on mild steel in 1.0 M HCl and H₂SO₄ acid media. *Fountain J. Nat. Appl. Sci.* **2013**, 2, 10-21.
18. El Issami, S.; Bazzi, L.; Mihit, M.; Hammouti, B.; Kertit, S.; Ait Addi, E.; Salghi, R. Triazolic compounds as corrosion inhibitors for copper in hydrochloric acid. *Pig. Res. Technol.* **2007**, 36, 161-168.
19. Abeng, F.E.; Idim, V.D.; Nna, P.J. Kinetic and thermodynamic studies of corrosion inhibition of mild steel using methanolic extract of *Erigeron floribundus* (Kunth) in 2 M HCl solution. *World News Nat. Sci.* **2017**, 10, 26- 38.
20. Ikpi, M.E.; Abeng, F.E.; Okonkwo B.O. Experimental and computational study of levofloxacin as corrosion inhibitor for carbon steel in acidic media. *World News Nat. Sci.* **2017**, 9, 79-90.
21. Fouda, A.S.; Bekheit, G.E.; El-sherbari, M.W. Corrosion inhibition of aluminum silicon alloy in hydrochloric acid solutions using carbamide thioanhydride derivatives. *J. Bio. Tribol. Corros.* **2016**. DOI: 10.1007/s40735-016-0039-y.
22. Okafor, P.C.; Ikpi, M.E.; Uwah, I.E.; Ebenso, E.E.; Ekpe, U.J.; Umoren, S.A. Inhibitory action of *Phyllanthus amarus* extracts on the corrosion of mild steel in acidic. *Corr. Sci.* **2008**, 50, 2310-2317.
23. Obot, I.B.; Umoren, S.A.; Egbedi, N.O. Corrosion inhibition and adsorption behaviour for aluminum by extract of *Aningeria robusta* in HCl solution: Synergistic effect of iodide ions. *J. Mater. Envir. Sci.* **2011**, 2, 60-71.
24. Ugi, B.U.; Abeng, F.E.; Obeten, M.E.; Uwah, I.E. Management of aqueous corrosion of federated mild steel (local constructional steel) at elevated temperature employing environmentally friendly inhibitors: *Matriccaria chamomilla* plant. *Int. J. Chem. Sci.* **2019**, 3, 6-12.
25. Fadare, O.O.; Okoronkwo, A.E.; Olasehinde, E.F. Assessment of anticorrosion potential of extract *Ficus aspertoliamiq* (Moraceae) on mild steel in acidic medium. *Afr. J. Pure Appl. Chem.* **2016**, 10, 8-22.
25. Gassama, D.; Diagne, A.A.; Yade, I.; Fall, M.; Faty, S. Investigations on the corrosion of constructional steels in different aqueous and simulated atmospheric environments. *Bull. Chem. Soc. Ethiop.* **2015**, 29, 299-310.
26. Bader, A.; Shaheen, U.; Aborehab, M.A.S.; El Ouadi, Y.; Bouyanzer, A.; Hammouti, B.; Ben Hadda, T. Inhibitory effect of *Acacia hamulosa* methanol extract on the corrosion of mild steel in 1 M HCl acid. *Bull. Chem. Soc. Ethiop.* **2018**, 32, 323-335.
27. Eddy, A. Inhibition of corrosion of zinc 0.01 M H₂SO₄ by amino-1cylopropyl -7[(3R5S 3,5-dimethylpiperazin-1-yl)-6,8-difloro-4-oxo quinoline-3-carboxylic acid. *J. Corr. Sci. Eng.* **2007**, 10, 1466 – 8858.
28. Ikpi, M.E.; Abeng, F.E. Electrochemical impedance spectroscopy and gravimetric study of the corrosion inhibition of API 5L X-52 steel in HCl medium by levofloxacin. *Int. J. Sci. Res.* **2017**, 6, 623- 628.

29. Umoren, S.A.; Obot, E.E.; Ebenso, E.E.; Okafor, P.C.; Ogbobe, O.; Oguzie, E.E. Gum arabic as potential corrosion inhibitor for aluminium in alkaline medium and its adsorption characteristics. *Anti-corr. Meth. Mat.* **2006**, *53*, 277-282.
30. Ogoko, E.C.; Ogunsipe, A. Inhibitive effect of dirithromycin on the corrosion of zinc in H₂SO₄. *Chem. Sci. Trans.* **2015**, *4*, 503-515.
31. Mayakrishnan, G.; Pitchai, S.; Raman, K.; Ramani, A.; Nagarajan, S. Inhibitive action of *Clematis gouriana* extract on the corrosion of mild steel in acidic medium. *Ionics* **2011**, *17*, 843-852.
32. Wang, D.; Li, Y.; Zhang, L. Experimental and theoretical research on a new corrosion inhibitor for effective oil and gas acidification, *RSC Adv.* **2019**, *9*, 26464-26475.
33. Gassama, D.; Diagne, A.A.; Yade, I.; Fall, M.; Faty, S. Investigations on the corrosion of constructional steels in different aqueous and simulated atmospheric environments. *Bull. Chem. Soc. Ethiop.* **2015**, *29*, 299-310.
34. Dhaundiyal, P.; Bashir, S.; Sharma, V.; Kumar, A. An investigation on mitigation of corrosion of mild steel by *Origanum vulgare* in acidic medium, *Bull. Chem. Soc. Ethiop.* **2019**, *33*, 159-168.
35. Onukwuli, O.D.; Anadebe, V.C.; Okafor, C.S. Optimum prediction for inhibition efficiency of *Sapium ellipticum* leaf extract as corrosion inhibitor of aluminium alloy (AA3003) in hydrochloric acid solution using electrochemical impedance spectroscopy and response surface methodology. *Bull. Chem. Soc. Ethiop.* **2020**, *34*, 175-191.
36. Obot, I.B.; Madhankumar, A.; Umoren, S.A.; Gasem, Z.M. Surface protection of mild steel using benzimidazole derivatives: Experimental and theoretical approach, *J. Adhes. Sci. Technol.* **2015**. DOI: <http://dx.doi.org/10.1080/01694243.2015.1058544>.
37. Abeng, F.E.; Anadebe, V.C.; Idim, V.D.; Edim, M.M. Anti-corrosion behaviour of expired tobramycin drug on carbon steel in acidic medium. *South Afr. J. Chem.* **2020**, *73*, 125-130.