

1
2
3
4 **Anti-anginal Drugs - Beliefs and Evidence:**
5
6
7
8
9 **Systematic Review Covering 50 Years of Medical Treatment**
10

11 Roberto Ferrari^{1,2}, Rita Pavasini^{1,2}, Paolo G. Camici³, Filippo Crea⁴, Nicolas Danchin⁵, Fausto Pinto⁶,
12 Athanasios Manolis⁷, Mario Marzilli^{8,9}, Giuseppe M. C. Rosano^{10,11}, José Lopez-Sendon¹², Kim Fox¹³
13

14
15
16 1: Cardiology Centre, University of Ferrara, Via Aldo Moro 8, 44124, Cona, Ferrara, Italy.

17
18 2: Maria Cecilia Hospital, GVM Care & Research, Via Corriera 1, Cotignola, Ravenna, Italy.

19
20 3: Vita Salute University and San Raffaele Hospital, Via Olgettina Milano, 58-60, 20132, Milano,
21 Italy.

22
23
24 4: Department of Cardiovascular and Thoracic Sciences, Catholic University, Largo Francesco Vito,
25 1, 00168, Roma, Italy.

26
27
28 5: Cardiology, European Hospital Georges-Pompidou, 20 Rue Leblanc, 75015, Paris, France.

29
30 6: Lisbon University, Faculty of Medicine, Lisbon, Portugal.

31
32
33 7: Department of Cardiology, Asklepeion General Hospital, 1 Vas. Pavlou Street 16673 Voula
34 Athens, Greece.

35
36
37 8: Cardiothoracic Department, Lugarno Antonio Pacinotti, 43, 56126, Pisa, Italy.

38
39
40 9: Nottola Cardiology Division, Località Nottola, 53045 Ospedali Riuniti Valdichiana Sudest Siena,
41 Italy.

42
43
44 10: Clinical Academic Group, St George's Hospital NHS Trust, Blackshaw Rd, London, SW17 0QT,
45 University of London

46
47
48 11: Department of Medical Science IRCCS San Raffaele Rome, via della Pisana 235, 00163, Rome,
49 Italy

50
51
52 12: Cardiology department, Hospital Universitario La Paz. IdiPaz, Universidad Autónoma de Madrid,
53 Paseo de la Castellana 261, Madrid 28036, Spain.

54
55
56 13: National Heart and Lung Institute, Imperial College and Institute of Cardiovascular Medicine and
57 Science, Royal Brompton Hospital, Sydney Street, London SW3 6NP, UK.

1
2 Address for correspondence: Roberto Ferrari, MD, Cardiology Centre, Azienda Ospedaliero
3
4 Universitaria di Ferrara, Ospedale di Cona, Via Aldo Moro 8, 44124 (Cona) Ferrara, Italy.
5
6 Email: fri@unife.it - Telephone: +39 0532 239882; Fax: +39 0532 23784
7
8
9

10 **Abstract count:** 292 words.
11

12 **Keywords:** chronic angina; anti-angina drugs; beta-blockers, calcium antagonists, channel inhibitor,
13
14 ivabradine.
15
16
17
18
19
20
21
22
23
24
25
26
27
28
29
30
31
32
33
34
35
36
37
38
39
40
41
42
43
44
45
46
47
48
49
50
51
52
53
54
55
56
57
58
59
60
61
62
63
64
65

ABSTRACT

Aim: Chronic stable angina is the most prevalent symptom of ischaemic heart disease and its management is a priority. Current guidelines recommend pharmacological therapy with drugs classified as being first line (*beta blockers, calcium channel blockers, short acting nitrates*) or second line (*long-acting nitrates, ivabradine, nicorandil, ranolazine, trimetazidine*). Second line drugs are indicated for patients who have contraindications to first line agents, do not tolerate them or remain symptomatic. Evidence that one drug is superior to another has been questioned.

Methods and Results : Between January and March 2018, we performed a systematic review of articles written in English over the past 50 years English-written articles in Medline and Embase following preferred reporting items and the Cochrane collaboration approach. We included double blind randomized studies comparing parallel groups on treatment of angina in patients with stable coronary artery disease, with a sample size of, at least, 100 patients (*50 patients per group*), with a minimum follow-up of one week and an outcome measured on exercise testing, duration of exercise being the preferred outcome. Thirteen studies fulfilled our criteria. Nine studies involved between 100 and 300 patients, (2818 in total) and a further 4 enrolled greater than 300 patients. Evidence of equivalence was demonstrated for the use of beta-blockers (*atenolol*), calcium antagonists (*amlodipine, nifedipine*) and channel inhibitor (*ivabradine*) in 3 of these studies. Taken all together, in none of the studies was there evidence that one drug was superior to another in the treatment of angina or to prolong total exercise duration.

Conclusion: There is a paucity of data comparing the efficacy of antianginal agents. The little available evidence shows that no antianginal drug is superior to another and equivalence has been shown only for three classes of drugs. Guidelines draw conclusions not from evidence but from clinical beliefs.

INTRODUCTION

1
2 The first effective treatment for angina, amyl nitrate, was described in 1867 (1) and subsequently in
3
4 1879 the benefits of nitroglycerine were reported (2). However it was not until 1964 that propranolol,
5
6 the first clinically available beta blocker, was introduced into clinical practice for the long term oral
7
8 management of chronic stable angina (3). Calcium antagonists were identified in 1964 (4) and in 1975
9
10 became available (5), licenced for the treatment of angina. Around this time, long acting nitrates in the
11
12 form of isosorbide dinitrate began to be used for chronic oral therapy (6); the earlier preparations of
13
14 long-acting nitrates were hampered by the development of drug tolerance (7). Subsequently,
15
16 modulators of myocardial metabolism (Trimetazidine) (8), ATP-dependent potassium channel
17
18 openers (Nicorandil) (9), I_f channel inhibitors (Ivabradine) (10) and late inward sodium channel
19
20 inhibitors (Ranolazine) (11) were introduced. In the late 60s/ 70s, a better understanding of the
21
22 pathophysiology of angina began to emerge and it became clear that all these various agents improved
23
24 the symptoms of angina but by different mechanisms.
25
26
27
28
29
30

31 According to the guidelines, drugs for the symptomatic relief of angina are classified as being first
32
33 line (beta blockers, calcium channel blockers with short acting nitrates on request) or second line
34
35 (long-acting nitrates, Nicorandil, Ivabradine, Trimetazidine and Ranolazine) with the recommendation
36
37 to reserve second line medications for patients who have contraindications to first line agents, do not
38
39 tolerate them or remain symptomatic (12). However, what is the evidence that any one of these
40
41 treatments is superior to another? The purpose of this systematic review is to examine the evidence
42
43 accumulated over the past 50 years since the introduction of propranolol for the efficacy of one anti-
44
45 anginal agent compared to another.
46
47
48
49
50
51
52
53
54
55
56
57
58
59
60
61
62
63
64
65

METHODS

1
2
3
4 We performed a systematic review of the literature following Preferred Reporting Items for
5 systematic Reviews and Meta-analysis (PRISMA). Appropriate articles were searched in MEDLINE
6 and in EMBASE. The search was carried out between January and March 2018 to include all papers
7 published in English specifically for the treatment of angina in patients with a diagnosis of stable
8 coronary artery disease and which fulfilled the following criteria: namely, double blind randomized
9 clinical trials comparing parallel groups, two anti-anginal drugs, with a sample size of at least 100
10 patients (50 patients per treatment group) and a follow-up lasting at least one week. Studies of less
11 than 100 patients (<50 patients per group) were not considered since they were under-powered to
12 draw any meaningful conclusion. Studies comparing an anti-anginal drug versus another drug within
13 the same class were excluded. The inclusion of the papers in the systematic review was decided after
14 analysis of the full-text of papers selected (Figure 1s – supplemental online material).
15
16
17
18
19
20
21
22
23
24
25
26
27
28
29
30

31 The outcome of interest was related to the effect of the drugs on the primary outcome measured on
32 exercise testing. Where a number of different exercise parameters were included in the primary
33 outcome then the duration of exercise was selected as the primary outcome.
34
35
36
37

38 The quality of the included studies was evaluated with the Cochrane Collaboration approach. In
39 particular, the risk of analytical, selection, adjudication, and attrition bias (expressed as low,
40 moderate, or high risk of bias, as well as incomplete reporting leading to inability to ascertain the
41 underlying risk of bias) was assessed (Figure 2s – supplemental online material).
42
43
44
45
46
47
48
49
50
51
52
53
54
55
56
57
58
59
60
61
62
63
64
65

RESULTS

We identified 72 controlled randomised trials comparing two anti-anginal drugs since 1964 which included 7034 patients (Figure 1). A total of 13 studies fulfilled the criteria set out (13-25), of which 9 enrolled between 100 and 300 patients with more than 50 patients per group (Figure 2). The remaining 4 enrolled more than 300 patients (>150 patients per group) (Figure 3) (17;22;23;25). Table 1 describes the 13 selected studies with the primary outcome results of beta blockers compared to other agents, calcium antagonists compared to other agents and long acting nitrates compared to other agents, respectively.

In the 9 studies enrolling between 100 and 300 patients there was a total of 1611 patients evaluated (13-16;18-21;24). There was only one study where metoprolol was found to be superior to nifedipine on the primary end point (time to 1mm ST depression); however the total exercise time was not improved (15). Thus, in none of the studies was total exercise duration prolonged by any treatment compared to another.

In the 4 studies enrolling more than 300 patients there was a total of 2818 patients evaluated. Again no evidence was found of one drug being superior to another (beta blockers, calcium antagonists and I_f channel inhibitors being tested) with evidence of equivalence between these agents established in three of these studies and close to identical improvement in exercise tolerance in the remaining study. (17;22;23;25).

DISCUSSION

1
2 This systematic review over the entire history of orally active treatments for the management of
3
4 angina pectoris demonstrates that there is paucity of data. Guidelines draw conclusions not from what
5
6 little data there is but from firmly held clinical beliefs. This is of particular concern bearing in mind
7
8 that chronic stable angina is one of the most important causes of morbidity worldwide and drugs for
9
10 the treatment of angina are among the most prescribed of any treatment today. On the basis of this
11
12 systematic review we can conclude no one anti-anginal drug is superior to another and equivalence
13
14 has only been demonstrated for the use of beta blockers (atenolol), calcium antagonists (amlodipine,
15
16 nifedipine) and I_f channel inhibitors (ivabradine).
17
18
19
20
21

22 Although the entry criteria for our analysis was a minimum of 100 patients (at least 50 patients per
23
24 group in double blind parallel group studies) we did review the literature for any crossover studies
25
26 with at least 100 patients. Only one compared atenolol with ranolazine and there was no difference in
27
28 the primary endpoint of time to angina onset; this was following one week of treatment without a
29
30 washout phase in between the crossover (26).
31
32
33
34
35
36
37

38 The development of orally active anti-anginal agents has moved in parallel with the development of
39
40 clinical trials to test these agents. Clinical trials in the early days were naive in their concept with no
41
42 understanding of power calculations, hazard ratios etc. or even awareness that failure to prove
43
44 superiority does not imply equivalence. Other issues in the earlier studies have made difficult the
45
46 comparison with the those conducted more recently, for example studies with calcium antagonists
47
48 evaluated the effect of stress test at peak plasma levels, whereas it is currently asked to show benefit
49
50 at trough level of the drugs which actually is available only for ivabradine and ranolazine. In an
51
52 attempt to try and draw sound conclusions to confirm if any one drug is superior to another in the
53
54 management of angina we have chosen to limit our analysis to those studies with at least 50 patients
55
56 per treatment arm. The data presented from these early studies with different endpoints, using
57
58
59
60
61
62
63
64
65

1 different methodologies and in particular different somewhat immature methods of analysis make it
2 impossible to perform a formal meta analysis. On the other hand, failure to show superiority in any of
3 the selected studies with at least 100 patients would provide good evidence that no one anti-anginal
4 therapy is superior to another. In order to say that one anti-anginal is equivalent to another we have
5 also concentrated on those studies with more than 150 patients per treatment arm, the likely minimum
6 number to draw this conclusion.
7
8
9
10
11
12
13
14

15 Several different methodologies have in the past been used to assess the success of an anti-anginal
16 agent namely angina diaries, GTN consumption as well as different parameters of the exercise
17 ECG. Subjective assessment of angina frequency and GTN consumption is an unreliable efficacy tool
18 since as patients improve they may do more exercise and not necessarily reduce their angina
19 frequency or GTN consumption; today this would be better assessed with Quality of Life
20 questionnaires. The exercise test using exercise duration or exercise time to moderate angina is
21 considered the gold standard to test an anti-anginal agent by the European and American Agencies
22 (27). In the earlier studies, where a single primary endpoint was not selected we have taken exercise
23 duration as the primary assessment criterion.
24
25
26
27
28
29
30
31
32
33
34
35
36
37

38 In the absence of superiority of any one anti-anginal agent over another and equivalence demonstrated
39 between beta blockers, calcium antagonists, and I_f channel inhibitors, how do we proceed to select the
40 best anti-anginal agent for individual patients?
41
42
43
44
45

46 Studies used to test anti-anginal agents took no regard as to the underlying pathophysiology of the
47 angina symptoms when selecting patients for investigation. It has become clear there are different
48 mechanisms responsible for ischaemia some of which may predominate more in one patient than
49 another. In any patient with angina, increased myocardial oxygen demand, reduction in coronary
50 blood flow (including as a result of epicardial vasospasm or coronary microvascular dysfunction)
51 with alterations in left ventricular filling pressure (that may affect both coronary flow and myocardial
52 oxygen demand) may play a role to a greater or lesser extent in the pathophysiology of angina. Our
53
54
55
56
57
58
59
60
61
62
63
64
65

1 recent improved understanding of microvascular angina and the circumstances where it may occur
2 (e.g. post angioplasty angina) has added a whole new dimension as to the appropriate treatment of
3
4 angina. Various classes of drugs work in different ways, for example beta blockade effectively reduces
5
6 myocardial oxygen demand but at the expense in certain instances of an increase in coronary vascular
7
8 resistance; consequently, patients with Prinzmetal angina or microvascular spasm may actually
9
10 deteriorate by treatment with a beta blocker but benefit from treatment with a vasodilator such as a
11
12 calcium antagonist. In addition, the primary choice of antianginal drug should also take in
13
14 consideration common comorbidities such as hypertension, mitral regurgitation, atrial fibrillation,
15
16 autonomic dysfunction and so forth. It is therefore plausible to consider to select our first line
17
18 treatment of angina according to our understanding of the predominant pathophysiological
19
20 mechanisms operating in each individual patient and his or her comorbidities. Similarly, add on
21
22 therapy is likely to be more effective when considering the potential mechanisms of action.
23
24
25
26
27
28

29 Also, co-morbidities will be important in selecting the appropriate treatment; for example, in those
30
31 patients with heart failure a beta blocker and/or Ivabradine should be preferred, patients with diabetes
32
33 may do better with a calcium antagonist which may also provide more effective blood pressure
34
35 control. Co-morbidities that are contraindications to use a particular class of drugs will clearly define
36
37 the appropriate treatments. Anti-anginal drugs without hemodynamic effects might be preferred in
38
39 patients with low heart rate or low blood pressure.
40
41
42
43

44 In conclusion, treatment of chronic angina with the so called first line choice is based upon drugs
45
46 approved many years ago, with criteria that nowadays would be insufficient. There is no evidence to
47
48 support the use of first and second line treatments for the management of angina. Rather, the medical
49
50 therapy of angina should be personalized and tailored towards the individual with an understanding of
51
52 the likely pathophysiological mechanisms and co-morbidities.
53
54
55
56
57

58 **Contributors:**
59
60
61
62
63
64
65

1 RF, KF conceived and designed the study. RP selected the articles and extracted the data. All the
2 authors analysed and interpreted the data. RF wrote the first draft of the manuscript. All authors
3
4 approved the final version of the manuscript submitted.
5
6
7

8
9 **Declaration of interest:**

10 R.F. has received honoraria for steering committee membership and consulting from Novartis and
11 Servier; and for speaking and support for travel to study meetings from Amgen, Bayer, Boehringer
12
13 Ingelheim, Merck Serono, and Servier. P.G.C. is a consultant for Servier, is part of Board meetings of
14
15 AstraZeneca, and has received speaking honoraria from Menarini and Servier. F.C. has received
16
17 honoraria for speaking from BMS, Menarini, Novartis, Sanofi, and Servier; and received grants from
18
19 Biotronik and Boehringer Ingelheim. N.D. has received personal fees, honoraria, and/or travel
20
21 expenses from Amgen, Astrazeneca, Bayer, BMS, Boehringer Ingelheim, MSD, Novo-Nordisk,
22
23 Pfizer, Sanofi, and Servier. K.F. has received personal fees, honoraria, and/or travel expenses from
24
25 Armgo, AstraZeneca, Broadview Ventures, CellAegis, Servier, and TaurX; and is a director of
26
27 Vesalius Trials Ltd. A.P.M. has received honoraria for steering committee membership from Bayer,
28
29 Cardiorentis, and Novartis; received support for travel to study meetings from the same companies;
30
31 and received personal fees for speaking activities from Amgen, Lilly, Sanofi, and Servier. J.L.L.-S.
32
33 has received honoraria for steering committee membership from AstraZeneca, Bayer, Boehringer-
34
35 Ingelheim, GlaxoSmithKline, Menarini, Merck, Novartis, Pfizer, Sanofi, and Servier; received
36
37 honoraria for speaking from Amgen and Sanofi; and received honoraria for consultancy from
38
39 Boehringer Ingelheim and Menarini. The other authors declare no competing interests.
40
41
42
43
44
45
46
47
48

49 **Acknowledgments:**

50
51 This paper originated from the University of Ferrara and it was supported by an unlimited grant from
52
53
54
55
56
57
58
59
60
61
62
63
64
65
66
67
68
69
70
71
72
73
74
75
76
77
78
79
80
81
82
83
84
85
86
87
88
89
90
91
92
93
94
95
96
97
98
99
100
101
102
103
104
105
106
107
108
109
110
111
112
113
114
115
116
117
118
119
120
121
122
123
124
125
126
127
128
129
130
131
132
133
134
135
136
137
138
139
140
141
142
143
144
145
146
147
148
149
150
151
152
153
154
155
156
157
158
159
160
161
162
163
164
165
166
167
168
169
170
171
172
173
174
175
176
177
178
179
180
181
182
183
184
185
186
187
188
189
190
191
192
193
194
195
196
197
198
199
200
201
202
203
204
205
206
207
208
209
210
211
212
213
214
215
216
217
218
219
220
221
222
223
224
225
226
227
228
229
230
231
232
233
234
235
236
237
238
239
240
241
242
243
244
245
246
247
248
249
250
251
252
253
254
255
256
257
258
259
260
261
262
263
264
265
266
267
268
269
270
271
272
273
274
275
276
277
278
279
280
281
282
283
284
285
286
287
288
289
290
291
292
293
294
295
296
297
298
299
300
301
302
303
304
305
306
307
308
309
310
311
312
313
314
315
316
317
318
319
320
321
322
323
324
325
326
327
328
329
330
331
332
333
334
335
336
337
338
339
340
341
342
343
344
345
346
347
348
349
350
351
352
353
354
355
356
357
358
359
360
361
362
363
364
365
366
367
368
369
370
371
372
373
374
375
376
377
378
379
380
381
382
383
384
385
386
387
388
389
390
391
392
393
394
395
396
397
398
399
400
401
402
403
404
405
406
407
408
409
410
411
412
413
414
415
416
417
418
419
420
421
422
423
424
425
426
427
428
429
430
431
432
433
434
435
436
437
438
439
440
441
442
443
444
445
446
447
448
449
450
451
452
453
454
455
456
457
458
459
460
461
462
463
464
465
466
467
468
469
470
471
472
473
474
475
476
477
478
479
480
481
482
483
484
485
486
487
488
489
490
491
492
493
494
495
496
497
498
499
500
501
502
503
504
505
506
507
508
509
510
511
512
513
514
515
516
517
518
519
520
521
522
523
524
525
526
527
528
529
530
531
532
533
534
535
536
537
538
539
540
541
542
543
544
545
546
547
548
549
550
551
552
553
554
555
556
557
558
559
560
561
562
563
564
565
566
567
568
569
570
571
572
573
574
575
576
577
578
579
580
581
582
583
584
585
586
587
588
589
590
591
592
593
594
595
596
597
598
599
600
601
602
603
604
605
606
607
608
609
610
611
612
613
614
615
616
617
618
619
620
621
622
623
624
625
626
627
628
629
630
631
632
633
634
635
636
637
638
639
640
641
642
643
644
645
646
647
648
649
650
651
652
653
654
655
656
657
658
659
660
661
662
663
664
665
666
667
668
669
670
671
672
673
674
675
676
677
678
679
680
681
682
683
684
685
686
687
688
689
690
691
692
693
694
695
696
697
698
699
700
701
702
703
704
705
706
707
708
709
710
711
712
713
714
715
716
717
718
719
720
721
722
723
724
725
726
727
728
729
730
731
732
733
734
735
736
737
738
739
740
741
742
743
744
745
746
747
748
749
750
751
752
753
754
755
756
757
758
759
760
761
762
763
764
765
766
767
768
769
770
771
772
773
774
775
776
777
778
779
780
781
782
783
784
785
786
787
788
789
790
791
792
793
794
795
796
797
798
799
800
801
802
803
804
805
806
807
808
809
810
811
812
813
814
815
816
817
818
819
820
821
822
823
824
825
826
827
828
829
830
831
832
833
834
835
836
837
838
839
840
841
842
843
844
845
846
847
848
849
850
851
852
853
854
855
856
857
858
859
860
861
862
863
864
865
866
867
868
869
870
871
872
873
874
875
876
877
878
879
880
881
882
883
884
885
886
887
888
889
890
891
892
893
894
895
896
897
898
899
900
901
902
903
904
905
906
907
908
909
910
911
912
913
914
915
916
917
918
919
920
921
922
923
924
925
926
927
928
929
930
931
932
933
934
935
936
937
938
939
940
941
942
943
944
945
946
947
948
949
950
951
952
953
954
955
956
957
958
959
960
961
962
963
964
965
966
967
968
969
970
971
972
973
974
975
976
977
978
979
980
981
982
983
984
985
986
987
988
989
990
991
992
993
994
995
996
997
998
999
1000

Table 1. Trials directly comparing beta-blockers, calcium antagonists, long-acting nitrates, nicorandil, trimetazidine, and ivabradine for stable angina.

Author	Medication	N of patients per arm	Dosage	FU	At trough or peak activity Results for PEP
Beta-Blockers vs other					
VAN DER DOES R. (1992) ⁽¹³⁾	BB vs CCB	74 (CARV)/ 69 (NIF)	25mg bid/ 20mg od	4 weeks	At trough (12 h after last intake) TED at W4 (W x min): NS 350 ± 195 to 471 ± 226 (CARV) 387 ± 286 to 471 ± 261 (NIF)
ARDISSINO D. (1995) ⁽¹⁵⁾	BB vs CCB	138 (MET)/ 126 (NIF)	200mg od/ 20mg bid	6 weeks	At peak (1h and 4h after last intake) PEP: TST <1mm at W6: S TST: 68 s (MET) vs 42 s (NIF), p<0.05 in favour of MET TED: 44 s(MET) vs 33 s (NIF), NS
DETRY J.M.R. (1995) ⁽¹⁶⁾	BB vs Trimetazidine	71 (TMZ)/ 78 (Prop)	20mg tid/ 40mg tid	3 months	At peak (3-4h after last intake) PEP: number of AA, TED, TST >1mm at D90: NS AA: -3.5 (TMZ) vs -5.5 (Prop), P =0.117 TED (s): 33 (TMZ) vs 33 (Prop), p=0.982, TST (s): 50 (TMZ) vs 64 (Prop), p=0.481
FOX K.M. (1996) ⁽¹⁷⁾	BB vs CCB	177 (ATEN)/ 175 (NIF)	50mg bid/ SR 20mg bid	1 year	At peak (2-6h after last intake) TED at W6: NS 91.4 (10) s (ATEN) vs 90.5 (11.1) (NIF) (treadmill) 63.2 (11) (ATEN) vs 63.6 (13.3) (NIF) (bicycle)
HAUF-ZACHARIOU U. (1997) ⁽¹⁸⁾	BB vs Verapamil	126 (CARV)/ 122 (VER)	25mg bid/ 120mg tid	12 weeks	At trough (prior to the morning medication) PEP: TED at W12: NS 380 (9) to 436 (11) (Carved) vs 386 (9) to 438 (11) (VER), P=0.6841
PEHRSSON S.K. (2000) ⁽²⁰⁾	BB vs CCB	116 (AML)/ 116 (ATEN)	10mg od/ 100 mg	10 weeks	At peak (2-3h after intake) PEP: TST >1mm (NS) by Week 10: NS 1 min (AML) vs 0.8 (ATEN)
TARDIF J.C. (2005) ⁽²²⁾	Ivabradine vs BB	632 (IVA)/ 307 (ATEN)	7.5 or 10mg bid/ 100 mg	4 months	At trough (12h after last intake) PEP: TED at M4 (s): NS Change: +86.8±129.0 (IVA) vs. +78.8±133.4 s (ATEN). P< 0.001 for non-inferiority
LI Y. (2014) ⁽²⁵⁾	Ivabradine VS BB	166 (IVA)/ 166 (ATEN)	5 or 7.5mg bid/ 12.5 or 25mg bid	12 weeks	At trough (before morning intake) PEP: TED at W12: NS Change: +84.1 ± 130.5 s (IVA) vs 77.8 ± 126.6 s (ATEN), p = 0.0011 for noninferiority
Calcium Antagonist vs other					
GUERMONPREZ J.L. (1993) ⁽¹⁴⁾	Nicorandil vs Diltiazem	50 (NIC)/ 56 (DILT)	20mg bid/ 60mg tid	90 days	At peak (nicorandil was given at 8h and 20h, TET was done at 10h) Work to peak exercise by D90: NS 42.3 ± 19 to 49.2 ± 24.4 kJ (NIC) From 37.3 ± 18.6 to 46.8 ± 20.6 kJ (DILT), P=0.44
CHATTERJEE T. (1999) ⁽¹⁹⁾	CCB vs Nicorandil	57 (NIC)/ 64 (AML)	20mg bid/ 10mg od	8 weeks	At trough (12-24 h after last intake) TED, W8 (min): NS 6.7 ± 0.3 to 7.2 ± 0.3 (NIC) 7.3 ± 0.4 to 7.9 ± 0.4 (AML)
KOYLAN N. (2004) ⁽²¹⁾	Trimetazidine vs Diltiazem	58 (TMZ)/ 58 (DILT)	20mg tid/ 60mg tid	28 days	No information if it was at peak or at trough PEP: TED at D28 (NS) 443.8 ± 117.1 to 477.5 ± 196.7 sec (TMZ) 476.1 ± 187.5 to 493.5 ± 189.3 sec (DILT)
RUZYLLO W. (2007) ⁽²³⁾	Ivabradine vs CCB	791 (IVA)/ 404 (AML)	7.5 or 10mg bid/ 10mg od	3 months	At trough (12 h after last intake) PEP: TED at M3 (NS) Change: 27.6 ± 91.7 (IVA) vs 31.2 ± 92.0 s (AML), p-value for non-inferiority < 0.001
Long Acting Nitrates vs other					
ZHU W.L. (2007) ⁽²⁴⁾	LAN vs Nicorandil	115 (NIC)/ 117 (ISMN)	5mg tid/ 20mg bid	2 weeks	At peak (30 min and 2h after intake) PEP: TST <1mm by W2: NS Change: 59.7 ± 128.6 (NIC) vs 67.7 ± 119.1, P=0.623

BB: beta blocker; CCB: dihydropyridine calcium channel blockers; LAN: long acting nitrates; TMZ: trimetazidine; IVA: ivabradine; PEP: primary endpoint; TED: total exercise duration; MET: metabolic equivalent; W: week; CARV: carvedilol; NIF: nifedipine; Prop: propranolol; NIC: nicorandil; ISMN: isosorbide mononitrates; ATEN: atenolol; DILT: diltiazem; MET: metoprolol; VER: verapamil; AML: amlodipine; NS: not specified. Studies shaded had more than 300 patients.

1 **FIGURE LEGEND**
2
3
4

5 **Figure 1: RCT directly comparing beta-blockers, calcium antagonists, long-acting**
6 **nitrates, nicorandil, trimetazidine, and ivabradine for stable angina (76 RCTs, n=7034**
7 **patients).**
8
9

10
11 **Figure 2: RCT directly comparing beta-blockers, calcium antagonists, long-acting**
12 **nitrates, nicorandil, trimetazidine, and ivabradine for stable angina including 100-300**
13 **patients (9 RCTs, n=1611 patients)**
14
15

16
17
18 **Figure 3: RCT directly comparing beta-blockers, calcium antagonists, long-acting**
19 **nitrates, nicorandil, trimetazidine, and ivabradine for stable angina including >300**
20 **patients (4 RCTs, n=2818 patients)**
21
22
23
24
25
26
27
28
29
30
31
32
33
34
35
36
37
38
39
40
41
42
43
44
45
46
47
48
49
50
51
52
53
54
55
56
57
58
59
60
61
62
63
64
65

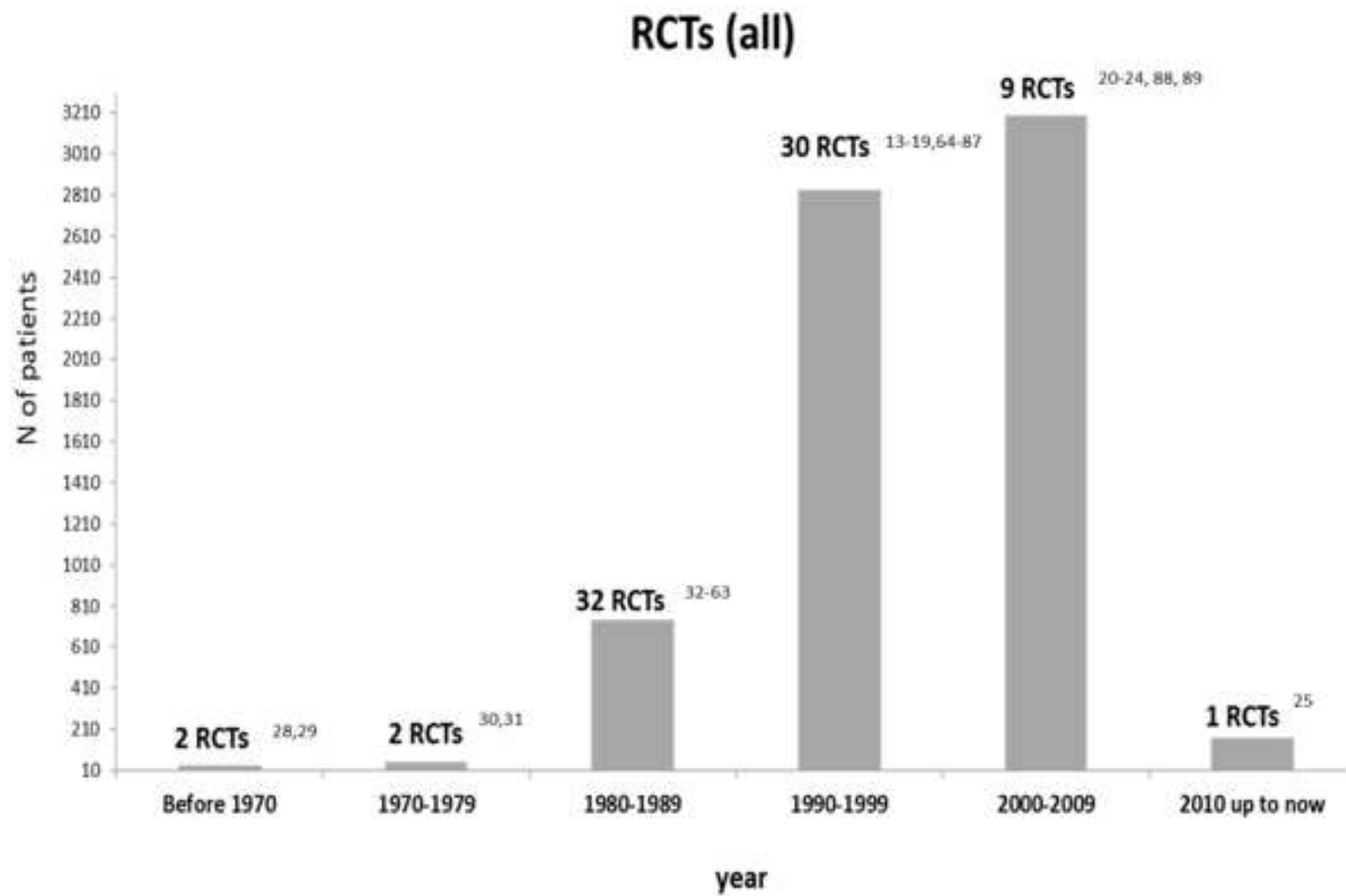
Reference List

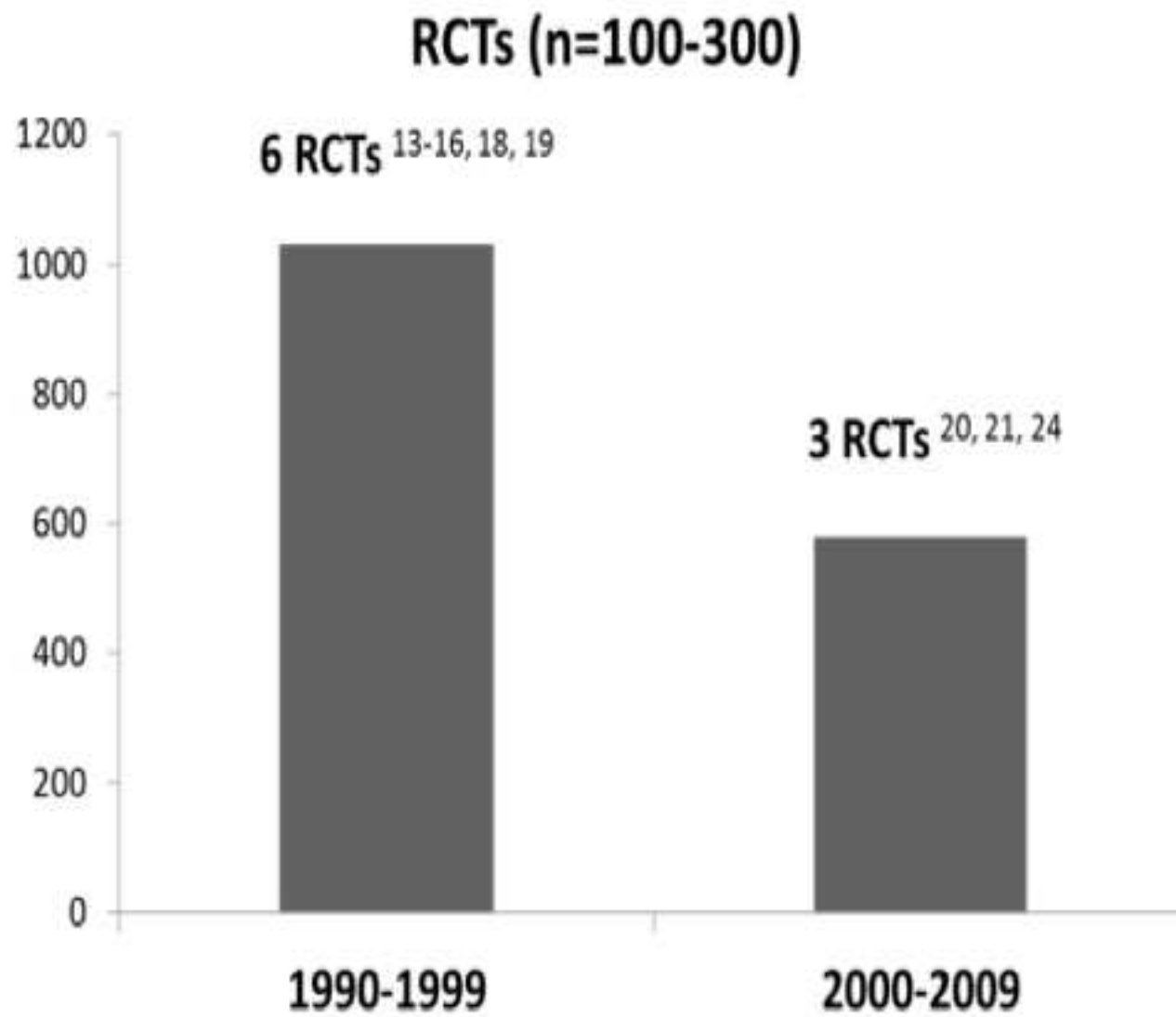
- (1) Lauder Brunton T. On the use of nitrite of amyl in angina pectoris. *the Lancet* 1867;90(2291):97-8.
- (2) Murrell W. Nitroglycerine as a remedy for angina pectoris. *Lancet* 1879;113(2894):225-7.
- (3) Srivastava SC DHND. Double-blind trial of propranolol (Inderal) in angina of effort. *Br Med J* 1964 September 19;2(5411):724-5.
- (4) Melville K.I. SHEHS. Iproveratril: experimental data on coronary dilatation and antiarrhythmic action. *Can Med Assoc J* 1964 March 28;90:761-70.
- (5) Fleckenstein A. History of calcium antagonists. *Circ Res* 1983 February;52(2 Pt 2):I3-16.
- (6) Goldberg L PI. En studie over sorbiddinitratets karleffekt. (A study of the vascular effect of sorbide dinitrate.) . *Nordisc Medicine* 1946;29:190-3.
- (7) Berlin R. Historical aspects of nitrate therapy. *Drugs* 1987;33 Suppl 4:1-4.
- (8) Mehrotra TN, Bassadone ET. Trimetazidine in the treatment of angina pectoris. *Br J Clin Pract* 1967 November 11;21(11):553-4.
- (9) Sakai K, Shiraki Y, Nabata H. Cardiovascular effects of a new coronary vasodilator N-(2-hydroxyethyl)nicotinamide nitrate (SG-75): comparison with nitroglycerin and diltiazem. *J Cardiovasc Pharmacol* 1981 January;3(1):139-50.
- (10) Vilaine JP. The discovery of the selective I(f) current inhibitor ivabradine. A new therapeutic approach to ischemic heart disease. *Pharmacol Res* 2006 May;53(5):424-34.
- (11) Jain D, Dasgupta P, Hughes LO, Lahiri A, Raftery EB. Ranolazine (RS-43285): a preliminary study of a new anti-anginal agent with selective effect on ischaemic myocardium. *Eur J Clin Pharmacol* 1990;38(2):111-4.
- (12) Task Force Members, Montalescot G, Sechtem U, Achenbach S, Andreotti F, Arden C, Budaj A, Bugiardini R, Crea F, Cuisset T, Di Mario C, Ferreira JR, Gersh BJ, Gitt AK, Hulot JS, Marx N, Opie LH, Pfisterer M, Prescott E, Ruschitzka F, Sabaté M, Senior R, Taggart DP, van der Wall EE, Vrints CJ; ESCCommittee for Practice Guidelines, Zamorano JL, Achenbach S, Baumgartner H, Bax JJ, Bueno H, Dean V, Deaton C, Erol C, Fagard R, Ferrari R, Hasdai D, Hoes AW, Kirchhof P, Knuuti J, Kolh P, Lancellotti P, Linhart A, Nihoyannopoulos P, Piepoli MF, Ponikowski P, Sirnes PA, Tamargo JL, Tendera M, Torbicki A, Wijns W, Windecker S; Document Reviewers, Knuuti J, Valgimigli M, Bueno H, Claeys MJ, Donner-Banzhoff N, Erol C, Frank H, Funck-Brentano C, Gaemperli O, Gonzalez-Juanatey JR, Hamilos M, Hasdai D, Husted S, James SK, Kervinen K, Kolh P, Kristensen SD, Lancellotti P, Maggioni AP, Piepoli MF, Pries AR, Romeo F, Rydén L, Simoons ML, Sirnes PA, Steg PG, Timmis A, Wijns W, Windecker S, Yildirim A, Zamorano JL. 2013 ESC guidelines on the management of stable coronary artery disease: the Task Force on the management of stable coronary artery disease of the European Society of Cardiology. *Eur Heart J* 2013 October;34(38):2949-3003.
- (13) van der Does R, Eberhardt R, Derr I, Ehmer B. Efficacy and safety of carvedilol in comparison with nifedipine sustained-release in chronic stable angina. *J Cardiovasc Pharmacol* 1992;19 Suppl 1:S122-S127.

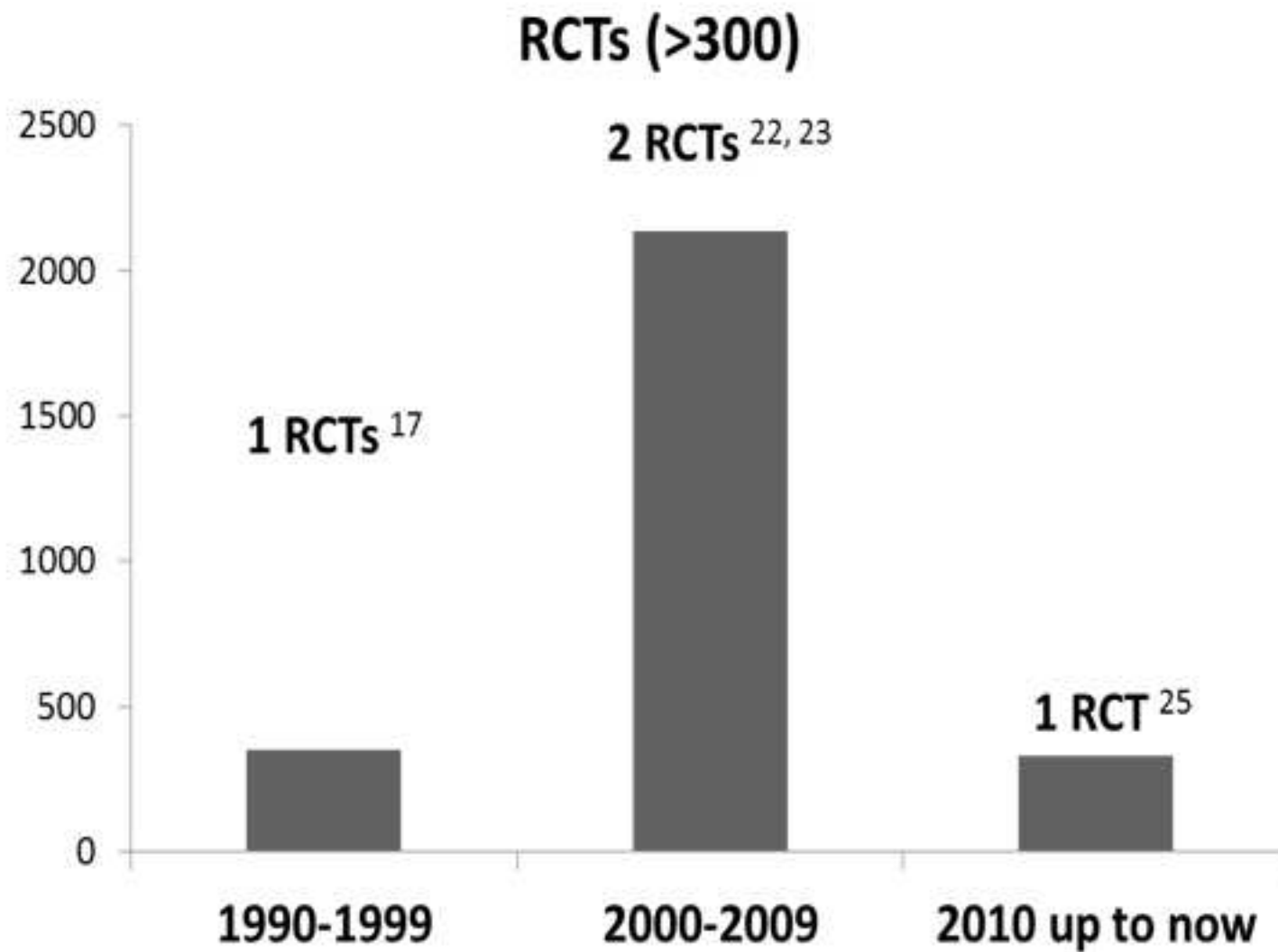
- 1
2
3
4
5
6
7
8
9
10
11
12
13
14
15
16
17
18
19
20
21
22
23
24
25
26
27
28
29
30
31
32
33
34
35
36
37
38
39
40
41
42
43
44
45
46
47
48
49
50
51
52
53
54
55
56
57
58
59
60
61
62
63
64
65
- (14) Gueronprez JL, Blin P, Peterlongo F. A double-blind comparison of the long-term efficacy of a potassium channel opener and a calcium antagonist in stable angina pectoris. *Eur Heart J* 1993 July;14 Suppl B:30-4.
 - (15) Ardissino D, Savonitto S, Egstrup K, Rasmussen K, Bae EA, Omland T, Schjelderup-Mathiesen PM, Marraccini P, Merlini PA, Wahlqvist I, Rehnqvist N, FACC IMAGE Study Group Selection of medical treatment in stable angina pectoris: results of the International Multicenter Angina Exercise (IMAGE) Study. *J Am Coll Cardiol* 1995 June;25(7):1516-21.
 - (16) Detry JM, Sellier P, Pennaforte S, Cokkinos D, Dargie H, Mathes P. Trimetazidine: a new concept in the treatment of angina. Comparison with propranolol in patients with stable angina. Trimetazidine European Multicenter Study Group. *Br J Clin Pharmacol* 1994 March;37(3):279-88.
 - (17) Fox KM, Mulcahy D, Findlay I, Ford I, Dargie HJ. The Total Ischaemic Burden European Trial (TIBET). Effects of atenolol, nifedipine SR and their combination on the exercise test and the total ischaemic burden in 608 patients with stable angina. The TIBET Study Group. *Eur Heart J* 1996 January;17(1):96-103.
 - (18) Hauf-Zachariou U, Blackwood RA, Gunawardena KA, O'Donnell JG, Garnham S, Pfarr E. Carvedilol versus verapamil in chronic stable angina: a multicentre trial. *Eur J Clin Pharmacol* 1997;52(2):95-100.
 - (19) The SWAN study group. Comparison of the antiischaemic and antianginal effects of nicorandil and amlodipine in patients with symptomatic stable angina pectoris: The SWAN study. *J Clin Basic Cardiol* 1999;2(2):213-7.
 - (20) Pehrsson SK, Ringqvist I, Ekdahl S, Karlson BW, Ulvenstam G, Persson S. Monotherapy with amlodipine or atenolol versus their combination in stable angina pectoris. *Clin Cardiol* 2000 October;23(10):763-70.
 - (21) Koylan N, Bilge AK, Adalet K, Mercanoglu F, Buyukozturk K. Comparison of the effects of trimetazidine and diltiazem on exercise performance in patients with coronary heart disease. The Turkish trimetazidine study (TTS). *Acta Cardiol* 2004 December;59(6):644-50.
 - (22) Tardif JC, Ford I, Tendera M, Bourassa MG, Fox K. Efficacy of ivabradine, a new selective I(f) inhibitor, compared with atenolol in patients with chronic stable angina. *Eur Heart J* 2005 December;26(23):2529-36.
 - (23) Ruzylo W, Tendera M, Ford I, Fox KM. Antianginal efficacy and safety of ivabradine compared with amlodipine in patients with stable effort angina pectoris: a 3-month randomised, double-blind, multicentre, noninferiority trial. *Drugs* 2007;67(3):393-405.
 - (24) Zhu WL, Shan YD, Guo JX, Wei JP, Yang XC, Li TD, Jia SQ, He Q, Chen JZ, Wu ZG, Li ZQ, You K.. Double-blind, multicenter, active-controlled, randomized clinical trial to assess the safety and efficacy of orally administered nicorandil in patients with stable angina pectoris in China. *Circ J* 2007 June;71(6):826-33.
 - (25) Li Y, Jing L, Li Y, Jiang J, Wang Z, Wei J, Li X, Wang L, Xia H, Li T, Liu S, Xing B, Yang Z, Lu Q, Jiang R, Xie P, Shou X, Wang X, Jia Y. The efficacy and safety of ivabradine hydrochloride versus atenolol in Chinese patients with chronic stable angina pectoris. *Pharmacoevidemiol Drug Saf* 2014 November;23(11):1183-91.
 - (26) Rousseau MF, Pouleur H, Cocco G, Wolff AA. Comparative efficacy of ranolazine versus atenolol for chronic angina pectoris. *Am J Cardiol* 2005 February 1;95(3):311-6.

(27) Committee for medicinal products for human use (CHMP). Guideline on the clinical investigation of anti-anginal medicinal products in stable angina pectoris. 2006. 3-5-2018.

1
2
3
4
5
6
7
8
9
10
11
12
13
14
15
16
17
18
19
20
21
22
23
24
25
26
27
28
29
30
31
32
33
34
35
36
37
38
39
40
41
42
43
44
45
46
47
48
49
50
51
52
53
54
55
56
57
58
59
60
61
62
63
64
65







Supplemental online material

Index

- Search strategy details for Pubmed page 2
- Search strategy details for EMBASE page 3
- Table 1s. Trials directly comparing beta-blockers, calcium antagonists, long acting nitrates, nicorandil, trimetazidine, ranolazine and ivabradine for stable angina page 4
- Figure 1s: The flow chart of the systematic review page 22
- Figure 2s: Quality assessment of studies included by Cochrane methods page 21

Search strategy details for Pubmed

((("Angina, Stable"[Mesh] OR "Coronary Artery Disease"[Mesh]) NOT ("Angina, Unstable"[Mesh]AND "Acute Coronary Syndrome"[Mesh])))

AND

("Diltiazem"[Mesh] OR "Verapamil"[Mesh] OR "Bepridil"[Mesh] OR "Nifedipine"[Mesh] OR "Amlodipine"[Mesh] OR "Felodipine"[Mesh] OR "Isradipine"[Mesh] OR "lacidipine" [Supplementary concept]"Nicardipine"[Mesh] OR "Nitrendipine"[Mesh] OR "Nimodipine"[Mesh] OR "lacidipine" [Supplementary Concept] OR "Isosorbide Dinitrate"[Mesh] OR "isosorbide-5-mononitrate" [Supplementary Concept] OR "Molsidomine"[Mesh] OR "Nicorandil"[Mesh] OR "Ranolazine"[Mesh] OR "fasudil" [Supplementary Concept] OR "Gallopamil"[Mesh] OR "Trapidil"[Mesh] OR "Trimetazidine"[Mesh] OR "Acebutolol"[Mesh] OR "Atenolol"[Mesh] OR "Betaxolol"[Mesh] OR "Bisoprolol"[Mesh] OR "Celiprolol"[Mesh] OR "Metoprolol"[Mesh] OR "Nadolol"[Mesh] OR "Oxprenolol"[Mesh] OR "Pindolol"[Mesh] OR "Propranolol"[Mesh] OR "Timolol"[Mesh] OR "bopindolol" [Supplementary Concept] OR "Carteolol"[Mesh] OR "carvedilol" [Supplementary Concept] OR "Penbutolol"[Mesh] OR "Nebivolol"[Mesh] OR "Labetalol"[Mesh] OR "Sotalol"[Mesh] OR "ivabradine" [Supplementary Concept]))

AND

((("Randomized Clinical Trial" [Publication Type]) OR "Randomized Clinical Trials as Topic"[Mesh]) Sort by: PublicationDate

Search strategy details for EMBASE

MJEMB.EXACT("stable angina pectoris") OR MJEMB.EXACT ("coronary artery disease") NOT MJEMB.EXACT ("unstable angina pectoris") NOT MJEMB.EXACT("acute coronary syndrome")

AND

EMB.EXACT("nifedipine") OR EMB.EXACT("verapamil") OR EMB.EXACT("nicardipine") OR EMB.EXACT("bepridil") OR EMB.EXACT("lacidipine") OR EMB.EXACT("felodipine") OR EMB.EXACT("diltiazem") OR EMB.EXACT("amlodipine") OR EMB.EXACT("isradipine") OR EMB.EXACT("nitrendipine") OR EMB.EXACT("lacidipine") OR EMB.EXACT("isosorbide mononitrate") OR EMB.EXACT("nimodipine") OR EMB.EXACT("isosorbide dinitrate") OR EMB.EXACT("ranolazine") OR EMB.EXACT("molsidomine") OR EMB.EXACT("trapidil") OR EMB.EXACT("nicorandil") OR EMB.EXACT("fasudil") OR EMB.EXACT("betaxolol") OR EMB.EXACT("acebutolol") OR EMB.EXACT("gallopamil") OR EMB.EXACT("atenolol") OR EMB.EXACT("trimetazidine") OR EMB.EXACT("nebivolol") OR EMB.EXACT("celiprolol") OR EMB.EXACT("penbutolol") OR EMB.EXACT("propranolol derivative") OR EMB.EXACT("labetalol") OR EMB.EXACT("sotalol") OR EMB.EXACT("timolol") OR EMB.EXACT("bopindolol") OR EMB.EXACT("metoprolol") OR EMB.EXACT("pindolol") OR EMB.EXACT("ivabradine") OR EMB.EXACT("carteolol") OR EMB.EXACT("bisoprolol") OR EMB.EXACT("nadolol") OR EMB.EXACT("oxprenolol") OR EMB.EXACT("carvedilol")

AND

(MJEMB.EXACT("randomized controlled trial") NOT EMB.EXACT("abstract report")) AND LA(english)

Field Code Changed

Table 1s. Trials directly comparing beta-blockers, calcium antagonists, long acting nitrates, nicorandil, trimetazidine, ranolazine and ivabradine for stable angina

Study selection:

Randomized studies comparing directly antianginal drugs from 2 or 3 different classes in patients with stable angina, with duration at least 1 week and reporting at least 1 of the following outcomes: angina frequency, use of short acting nitrates, exercise test parameters.

Year	Author	Medication	N of patients	Design
1969	BATTOCK D.J. ¹	BB vs LAN	12	Cross-over
1969	GOLDBARG A.N. ²	BB vs LAN	21	Cross-over
1970	AUBERT A. ³	BB vs LAN	21	Cross-over
1973	LIVESLEY B. ⁴	BB vs Verapamil vs LAN	32	Parallel
1980	LYNCH P. ⁵	BB vs CCB	16	Parallel
1981	BOWLES M.J. ⁶	BB vs Verapamil	21	Cross-over
1981	JOHNSON S.M. ⁷	BB vs Verapamil	18	Parallel
1982	ARNMAN K. ⁸	BB vs Verapamil	20	Cross-over
1982	FRISHMAN W.H. ⁹	BB vs Verapamil	12	Cross-over
1982	SADICK N.N. ¹⁰	BB vs Verapamil	18	Latin square
1982	SOUTHALL E. ¹¹	BB vs Verapamil	19	Cross-over
1982	SUBRAMANIAN V.B. ¹²	BB vs Verapamil	22	Cross-over
1983	BOWLES M.J. ¹³	BB vs Verapamil	21	Cross-over
1983	FINDLAY I.N. ¹⁴	BB vs CCB	14	Latin square
1983	HUNG J. ¹⁵	BB vs Diltiazem	12	Parallel
1985	KENNY J. ¹⁶	BB vs Diltiazem	15	Cross-over
1985	LIANG C.S. ¹⁷	CCB vs LAN	34	Parallel
1985	RAE A.P. ¹⁸	BB vs CCB	35	Parallel
1985	WHEATLEY D. ¹⁹	BB vs Diltiazem	78	Parallel
1986	BJERLE P. ²⁰	BB vs CCB	18	Cross-over
1986	FINDLAY I.N. ²¹	BB vs CCB	16	Latin square
1986	LOGAN R.L. ²²	BB vs CCB	50	Cross-over
1986	McGILL D. ²³	BB vs CCB	25	Cross-over
1986	PARKER J.O. ²⁴	BB vs CCB	18	Cross-over
1986	ROMANO M. ²⁵	BB vs Diltiazem	13	Cross-over
1987	DE DIVITIIS O. ²⁶	BB vs Verapamil	26	Parallel
1987	FINDLAY I.N. ²⁷	BB vs Verapamil	15	Parallel
1987	PFLUGFELDER P.W. ²⁸	BB vs CCB	24	Cross-over
1988	CRAKE T. ²⁹	BB vs CCB	11	Cross-over
1988	FRISHMAN W. ³⁰	CCB vs Diltiazem	20	Cross-over
1988	KLINKE W.P. ³¹	CCB vs Diltiazem	21	Cross-over
1988	SCHNEIDER W. ³²	LAN vs Verapamil	14	Cross-over
1988	VAN DIJK R.B. ³³	BB vs Diltiazem	33	Cross-over

1988	EMANUELSSON H. ³⁴	LAN vs Diltiazem	25	Parallel
1989	HIGGINBOTHAM M.B. ³⁵	BB vs CCB	21	Cross-over
1989	SHAPIRO W. ³⁶	BB vs CCB	39	Parallel
1990	DALLA-VOLTA S. ³⁷	CCB vs Trimetazidine	39	Cross-over
1990	HUGHES L.O. ³⁸	BB vs Nicorandil	37	Parallel
1990	STONE P.H. ³⁹	BB vs Diltiazem vs CCB	63	Cross-over
1991	BERNINK P.J.L.M. ⁴⁰	CCB vs Diltiazem	39	Parallel
1991	KREPP H.P. ⁴²	BB vs LAN	30	Parallel
1991	WAYS BORT J. ⁴³	BB vs LAN	20	Parallel
1992	FRISHMAN W.H. ⁴⁴	BB vs CCB	75	Parallel
1992	KAWANISHI D.T. ⁴⁵	BB vs CCB	74	Parallel
1992	LAI C. ⁴⁶	BB vs CCB	16	Cross-over
1992	MEETER K. ⁴⁷	BB vs Nicorandil	71	Parallel
1992	ULVENSTAM G. ⁴⁸	CCB vs Nicorandil	58	Parallel
1992	VAN DER DOES R. ⁴⁹	BB vs CCB	166	Parallel
1993	EGSTRUP K. ⁵⁰	BB vs CCB	41	Parallel
1993	GUERMONPREZ J.L. ⁵¹	Nicorandil vs Diltiazem	123	Parallel
1993	PARAMESHWAR J. ⁵²	BB vs CCB	30	Cross-over
1993	RAFTERY E.B. ⁵³	BB vs Nicorandil	31	Parallel
1993	SINGH S. ⁵⁴	BB vs CCB	80	Parallel
1994	NADAZDIN A. ⁵⁵	BB vs Diltiazem	15	Cross-over
1994	WALLACE W.A. ⁵⁶	BB vs CCB	17	Cross-over
1995	ARDISSINO D. ⁵⁷	BB vs CCB	280	Parallel
1995	DETRY J.M.R. ⁵⁸	BB vs Trimetazidine	149	Parallel
1995	VAN DE VEN L.L.M. ⁵⁹	BB vs LAN	22	Cross-over
1996	DI SOMMA S. ⁶⁰	BB vs CCB	20	Latin square
1996	FOX K.M. ⁶¹	BB vs CCB	608	Parallel
1996	HEUBLEIN B. ⁶²	CCB vs LAN	91	Parallel
1996	SAVONITTO S. ⁶³	BB vs CCB	200	Parallel
1997	HAUF-ZACHARIOU U. ⁶⁴	BB vs Verapamil	313	Parallel
1997	KLEIN G. ⁶⁵	BB vs CCB	52	Cross-over
1997	STEFFENSEN R. ⁶⁶	CCB vs LAN	59	Cross-over
1998	<i>KNIGHT C.J.</i> ⁶⁷	<i>CCB vs Diltiazem</i>	97	<i>Parallel</i>
1999	CHATTERJEE T. ⁶⁸	CCB vs Nicorandil	121	Parallel
2000	BASU S.K. ⁶⁹	CCB vs Diltiazem	20	Cross-over
2000	<i>PEHRSSON S.K.</i> ⁷⁰	<i>BB vs CCB</i>	442	<i>Parallel</i>
2001	HALL R. ⁷¹	CCB vs LAN	97	Parallel
2004	KOYLAN N. ⁷²	Trimetazidine vs Diltiazem	116	Parallel
2005	ROUSSEAU M.F. ⁷³	BB vs Ranolazine	158	Cross-over
2005	TARDIF J.C. ⁷⁴	Ivabradine vs BB	939	Parallel
2007	RUZYLO W. ⁷⁵	Ivabradine vs CCB	1195	Parallel
2007	ZHU W.L. ⁷⁶	LAN vs Nicorandil	232	Parallel
2014	LI Y. ⁷⁷	Ivabradine VS BB	168	Parallel

BB = Beta blockers

CCB = dihydropyridine calcium channel blockers

LAN = long acting nitrate.

References

1. Battock DJ, Alvarez H, Chidsey CA.
Effects of propranolol and isosorbide dinitrate on exercise performance and adrenergic activity in patients with angina pectoris.
Circulation 1969 Feb;39(2):157-69.
2. Goldberg AN, Moran JF, Butterfield TK, Nemickas R, Bermudez GA.
Therapy of angina pectoris with propranolol and long-acting nitrates.
Circulation 1969 Dec;40(6):847-53.
3. Aubert A, Nyberg G, Slaastad R, et al.
Prophylactic treatment of angina pectoris
Br. Med. J. 1970 ;1 :203-206.
4. Livesley B, Catley PF, Campbell RC, Oram S.
Double-blind evaluation of verapamil, propranolol, and isosorbide dinitrate against a placebo in the treatment of angina pectoris.
Br Med J. 1973 Feb 17;1(5850):375-8.
5. Lynch P., Dargie H., Krikler S., et al.
Objective assessment of antianginal treatment.
Br. Med. J. 1980;281:184-187
6. Bowles MJ., Subramanian VB., Davies AB. et al.
Comparison of antianginal actions of verapamil and propranolol.
Br. Med. J. 1981;282:1754
7. Johnson SM., Mauritsen DR., Corbett JR., et al.
Double-blind, randomized placebo-controlled comparison of propranolol and verapamil in the treatment of patients with stable angina pectoris.
Am. J Med. 1981;71:443-451
8. Arnman K., Ryden L.
Comparison of metoprolol and verapamil in the treatment of angina pectoris.
Am. J. Cardiol. 1982;49:821-827
9. Frishman WH., Klein NA., Klein P. et al.
Comparison of oral propranolol and verapamil for combined systemic hypertension and angina pectoris.
Am. J. Cardiol. 1982;50:1164-1172
10. Sadick NN., Tan AT., Fletcher PJ., et al.
A double-blind randomized trial of propranolol and verapamil in the treatment of effort angina.
Circulation 1982;66:574-579.
11. Southall E., Nutt NR., Thomas RD.
Chronic stable angina
J. Int. Med. Res. 1982;10:361-366
12. Subramanian VB, Bowles MJ, Davies AB, Raftery EB.
Calcium channel blockade as primary therapy for stable angina pectoris. A double-blind placebo-controlled comparison of verapamil and propranolol.
Am. J. Cardiol. 1982; 50(5): 1158-63.
13. Bowles MJ, Bala Subramanian V, Davies AB, Raftery EB.
Double-blind randomized crossover trial of verapamil and propranolol in chronic stable angina.
Am Heart J. 1983 Dec;106(6):1297-306.

14. Findlay IN., Dargie HJ.
The effects of nifedipine, atenolol and that combination on left ventricular function.
Postgrad. Med. J. 1983;59(suppl 2):70-73
15. Hung J, Lamb IH, and Connolly SJ.
The effect of diltiazem and propranolol, alone and in combination, on exercise performance and left ventricular function in patients with stable effort angina: A double-blind, randomized, and placebo- controlled study.
Circulation 1983;68:560-567.
16. Kenny J, Kiff P, Holmes J, and Jewitt DE.
Beneficial effects of diltiazem and propranolol, alone and in combination, in patients with stable angina pectoris.
Br. Heart J. 1985;53:43-46.
17. Liang CS., Coplin B., Wellington K.
Comparison of antianginal efficacy of nifedipine and isosorbide dinitrate in chronic stable angina.
Am. J. Cardiol. 1985;55:9E-14E.
18. Rae AP., Beattie JM., Lawrie TD., et al.
Comparative clinical efficacy of bepridil, propranolol and placebo in patients with chronic stable angina.
Br. J. Clin. Pharmacol. 1985;19:343-352
19. Wheatley D.
A comparison of diltiazem and atenolol in angina.
Postgrad. Med. J. 1985; 61(719): 785-9.
20. Bjerle P., Olofsson B., Glimvik O.
Nicardipine and propranolol in angina pectoris.
Br J Clin. Pharmacol. 1986;225(suppl):339S-343S.
21. Findlay IN., MacLeod K., Ford M. et al.
Treatment of angina pectoris with nifedipine and atenolol.
Br Heart J. 1986;55:240-245
22. Logan R., Ikram H., Webster M. et al.
Comparative efficacy of nicardipine hydrochloride and atenolol in the treatment of chronic stable angina.
Br. J. Clin. Pharmacol. 1986;22(suppl):345S-350S.
23. McGill D., McKenzie W., McCredie M.
Comparison of nicardipine and propranolol for chronic stable angina pectoris.
Am. J. Cardiol. 1986;57:39-43.
24. Parker JO., Farrell B.
Comparative antianginal effects of bepridil and propranolol in angina pectoris.
Am. J. Cardiol. 1986;58:449-452.
25. Romano M., di Marco T., Cotecchia MR., et al.
Long-term management of exercise-induced myocardial ischemia.
Int. J. Clin. Pharmacol. Ther. Toxicol. 1986;24:551-554.
26. De Divitiis O., Liguori V., Di Somma S. et al.
Bisoprolol in the treatment of angina pectoris.
Eur. Heart J. 1987;8(suppl M):43-54.
27. Findlay IN, MacLeod K, Gillen G, Elliott AT, Aitchison T, Dargie HJ.
A double blind placebo controlled comparison of verapamil, atenolol, and their combination in patients with chronic stable angina pectoris.
Br Heart J 1987; 57(4): 336-43.
28. Pflugfelder PW., Humen DP., O'Brien PA., et al.

- Comparison of bepridil with nadolol for angina pectoris.
Am. J. Cardiol. 1987;59:1283-1288.
29. Crake T., Mulcahy D., Wright C., et al.
Labetalol in the treatment of stable exertional angina pectoris.
Eur Heart J. 1988;9:1200-1205.
30. Frishman W, Charlap S, Kimmel B, Teicher M, Cinnamon J, Allen L et al.
Diltiazem, nifedipine, and their combination in patients with stable angina pectoris: effects on angina, exercise tolerance, and the ambulatory electrocardiographic ST segment.
Circulation 1988;77(4):774-86.
31. Klinke WP, Kvill L, Dempsey EE, Grace M.
A randomized double-blind comparison of diltiazem and nifedipine in stable angina.
J. Am. Coll. Cardiol. 1988;12(6):1562-1567.
32. Schneider W., Maul FD., Bussmann WD., et al.
Comparison of the antianginal efficacy of isosorbide dinitrate (ISDN) 40 mg and verapamil 120 mg three times daily in the acute trial and following two-week treatment.
Eur. Heart J. 1988;9:149-158.
33. van Dijk RB, Lie KI, Crijns HJ.
Diltiazem in comparison with metoprolol in stable angina pectoris.
Eur Heart J. 1988 Nov;9:1194-9.
34. Emanuelsson H, Ake H, Kristi M, Arina R.
Effects of diltiazem and isosorbide-5-mononitrate, alone and in combination, on patients with stable angina pectoris.
Eur J Clin Pharmacol 1989;36(6):561-566.
35. Higginbotham MB, Morris KG, Coleman RE, Cobb FR.
Chronic stable angina monotherapy. Nifedipine versus propranolol.
Am J Med 1989; 86(1A): 1-5.
36. Shapiro W, Narahara KA, Kostis JB, Thandroyen F, Zohman LR.
Comparison of atenolol and nifedipine in chronic stable angina pectoris.
Am J Cardiol 1989; 64(3): 186-90.
37. Dalla-Volta S, Maraglino G, Della-Valentina P, Viena P, Desideri A.
Comparison of trimetazidine with nifedipine in effort angina: a double-blind, crossover study. *Cardiovasc Drugs Ther.* 1990 Aug;4 Suppl 4:853-9.
38. Hughes LO, Rose EL, Lahiri A, Raftery EB.
Comparison of nicorandil and atenolol in stable angina pectoris.
Am J Cardiol 1990; 66(7): 679-82.
39. Stone PH, Gibson RS, Glasser SP, DeWood MA, Parker JD, Kawanishi DT et al.
Comparison of propranolol, diltiazem, and nifedipine in the treatment of ambulatory ischemia in patients with stable angina. Differential effects on ambulatory ischemia, exercise performance, and anginal symptoms. The ASIS Study Group.
Circulation 1990; 82(6): 1962-72.
40. Bernink PJ, de WP, ten CF, Remme WJ, Barth J, Enthoven R et al.
An 8-week double-blind study of amlodipine and diltiazem in patients with stable exertional angina pectoris.
J Cardiovasc Pharmacol 1991; 17 Suppl 1: S53-S56
41. Krepp HP.
Evaluation of the antianginal and anti-ischemic efficacy of slow-release isosorbide-5-mononitrate capsules, bupranolol and their combination, in patients with chronic stable angina pectoris.
Cardiology 1991;79 Suppl 2:14-8.
42. Waysbort J, Meshulam N, Brunner D.

Isosorbide-5-mononitrate and atenolol in the treatment of stable exertional angina. *Cardiology*. 1991;79 Suppl 2:19-26.

43. Frishman WH.
Comparative efficacy and concomitant use of bepridil and beta blockers in the management of angina pectoris. *Am. J. Cardiol*. 1992;69:50D-55D.

44. Kawanishi DT, Reid CL, Morrison EC, et al.
Response of angina and ischemia to long-term treatment in patients with chronic stable angina: a double-blind randomized individualized dosing trial of nifedipine, propranolol and their combination. *J Am Coll Cardiol* 1992 Feb;19:409-17.

45. Lai C., Onnis E., Orani E. et al.
Felodipine improves the anti-ischaemic effect of metoprolol in stable effort induced angina. *Drug Invest*. 1992;4:30-33.

46. Meeter K, Kelder JC, Tijssen JG, et al.
Efficacy of nicorandil versus propranolol in mild stable angina pectoris of effort: A long-term, double-blind, randomized study. *J Cardiovasc Pharmacol* 1992;20:S59-S66.

47. Ulvenstam G, Diderholm E, Frithz G, et al.
Antianginal and anti-ischemic efficacy of nicorandil compared with nifedipine in patients with angina pectoris and coronary heart disease: a double-blind, randomized, multicenter study. *J Cardiovasc Pharmacol* 1992;20:S67-S73.

48. van der Does R, Eberhardt R, Derr I, Ehmer B.
Efficacy and safety of carvedilol in comparison with nifedipine sustained-release in chronic stable angina. *J Cardiovasc Pharmacol* 1992; 19 Suppl 1: S122-S127.

49. Egstrup K., Andersen Jr PE.
Transient myocardial ischemia during nifedipine therapy in stable angina pectoris, and its relation to coronary collateral flow and comparison with metoprolol. *Am. J. Cardiol*. 1993;71:177-183.

50. Guermontez JL, Blin P, Peterlongo F.
A double-blind comparison of the long-term efficacy of a potassium channel opener and a calcium antagonist in stable angina pectoris. *Eur Heart J* 1993 Jul;14:30-4.

51. Parameshwar J., Keegan J., Mulcahy D. et al.
Atenolol or nicardipine alone is as efficacious in stable angina as their combination. *Int. J. Cardiol*. 1993;40:135-141.

52. Raftery EB, Lahiri A, Hughes LO, Rose EL.
A double-blind comparison of a beta-blocker and a potassium channel opener in exercise induced angina. *Eur Heart J* 1993; 14 Suppl B: 35-9.

53. Singh S.
Long-term double-blind evaluation of amlodipine and nadolol in patients with stable exertional angina pectoris. *Clin Cardiol* 1993;16:54-8.

54. Nadazdin A., Davies GJ.
Investigation of therapeutic mechanisms of atenol and diltiazem in patients with variable-threshold angina. *Am. Heart J*. 1994;127:312-317.

55. Wallace WA., Wellington KL., Chess MA., et al.
Comparison of nifedipine gastrointestinal therapeutic system and atenolol on antianginal efficacies and exercise hemodynamic responses in stable angina pectoris. *Am. J. Cardiol*. 1994;73:23-28.

56. Ardissino D., Savonitto S., Egstrup K. et al.

Selection of medical treatment in stable angina pectoris.
J. Am. Coll. Cardiol. 1995;25:1516-1521.

57. Detry JM, Leclercq PJ.
Trimetazidine European Multicenter Study versus propranolol in stable angina pectoris: contribution of Holter electrocardiographic ambulatory monitoring.
Am J Cardiol. 1995 Aug 24;76(6):8B-11B.

58. van de Ven LL., Vermeulen A. Tans JG., et al.
Which drug to choose for stable angina pectoris.
Int. J. Cardiol. 1995;47:217-223.

59. Di Somma S., de Divitiis M., Bertocchi F., et al.
Treatment of hypertension associated with stable angina pectoris.
Cardiologia 1996;41:635-643.

60. Fox KM, Mulcahy D, Findlay I, Ford I, Dargie HJ.
The Total Ischemic Burden European Trial TIBET Effects of atenolol, nifedipine SR and their combination on the exercise test and the total ischemic burden in 608 patients with stable angina The TIBET Study Group.
Eur Heart J 1996;17(1):96-103.

61. Heublein B, Amende I, Blanke PM, Baunack F, Breuer HW.
Nisoldipine versus isosorbide dinitrate in coronary heart disease: results of a double-masked study.
Clin Ther 1996;18(3):448-459.

62. Savonitto S, Ardissio D, Egstrup K, et al.
Combination therapy with metoprolol and nifedipine versus monotherapy in patients with stable angina pectoris. Results of the International Multicenter Angina Exercise (IMAGE) Study.
J Am Coll Cardiol 1996 Feb;27:311-6.

63. Hauf Z, Blackwood RA, Gunawardena KA, Donnell JG, Garnham S, and Pfarr E.
Carvedilol versus verapamil in chronic stable angina: a multicentre trial. *Eur J Clinl Pharmacol* 1997;52:95-100.

64. Klein G, Pfafferott C, Beil S, Gehring J, Niemelä M, Kendall MJ.
Effect of metoprolol and amlodipine on myocardial total ischemic burden in patients with stable angina pectoris.
J Clin Pharm Ther 1997;22(5-6):371-378

65. Steffensen R., Melchior T., Bech J., et al.
Effects of amlodipine and isosorbide dinitrate on exercise-induced and ambulatory ischemia in patients with chronic stable angina pectoris.
Cardiovasc. Drugs Ther. 1997;11:629-635.

66. Knight C, Fox K.
Amlodipine versus diltiazem as additional antianginal treatment to atenolol.
Am J Cardiol 1998;81(2):133-136.

67. Chatterjee T, Fleisch M, Meier B, et al.
Comparison of the antiischaemic and antianginal effects of nicorandil and amlodipine in patients with symptomatic stable angina pectoris: The SWAN study.
Journal of Clinical & Basic Cardiology 1999;2:213-7.

68. Basu SK, Kinsey CD, Miller AJ, Lahiri A.
Improved efficacy and safety of controlled-release diltiazem compared to nifedipine may be related to its negative chronotropic effect.
Am J Ther. 2000 Jan;7(1):17-22.

69. Pehrsson SK, Ringqvist I, Ekdahl S, Karlson BW, Ulvenstam G, Persson S.
Monotherapy with amlodipine or atenolol versus their combination in stable angina pectoris. *Clin Cardiol* 2000; 23(10): 763-70.

70. Hall R, Chong C.

A double-blind, parallel-group study of amlodipine versus long-acting nitrate in the management of elderly patients with stable angina.
Cardiology 2001;96(2):72-77.

71. Koylan N, Bilge AK, Adalet K, Mercanoglu F, Buyukozturk K.
Comparison of the effects of trimetazidine and diltiazem on exercise performance in patients with coronary heart disease. The Turkish trimetazidine study (TTS).
Acta Cardiol 2004; 59(6): 644-50

72. Rousseau M, Pouleur H, Cocco G, Wolff A.
Comparative efficacy of ranolazine versus atenolol for chronic angina pectoris.
Am. J. Cardiol. 2005;95:311-6.

73. Tardif J.C., Ford I., Tendera M., Bourassa MG., Fox K. for the INITIATIVE Investigators
Efficacy of ivabradine, a new selective I_f inhibitor, compared with atenolol in patients with chronic stable angina.
Eur. Heart J. 2005; 26, 2529-2536.

74. Ruzyllo W, Tendera M, Ford I, et al.
Antianginal efficacy and safety of ivabradine compared with amlodipine in patients with stable effort angina pectoris: A 3-month randomised, double-blind, multicentre, noninferiority trial.
Drugs 2007;67:393-405

75. Zhu WL, Shan YD, Guo JX, et al.
Double-blind, multicenter, active-controlled, randomized clinical trial to assess the safety and efficacy of orally administered nicorandil in patients with stable angina pectoris in China. *Circulation Journal* 2007 Jun;71:826-33.

76. Li Y., Jing L., Li Y., et al.
The efficacy and safety of ivabradine hydrochloride versus atenolol in Chinese patients with chronic stable angina pectoris.
Pharmacoeconom Drug Saf. 2014 Nov; 23(11):1183-91

Figure 1s: The flow-chart of the systematic review

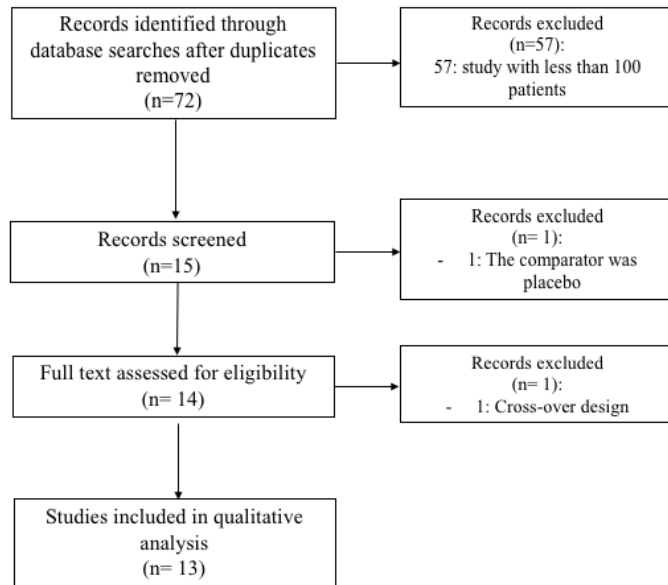
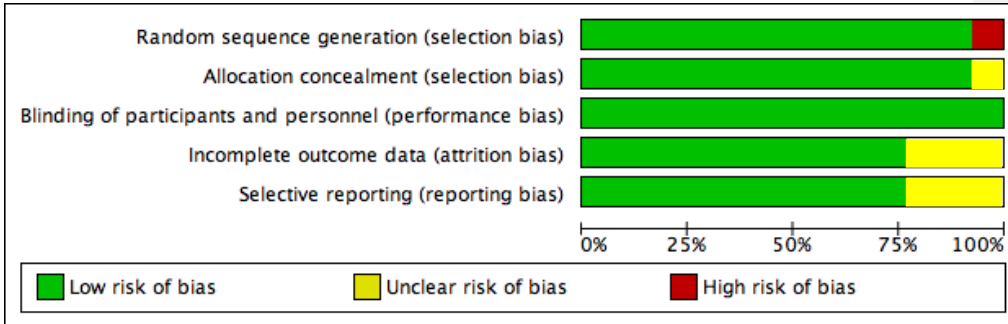


Figure 2s: Quality assessment of studies included by Cochrane methods



WORD COUNT

PARTIAL: 2075

TOTAL: 4425

“The authors do hereby declare that all illustrations and figures in the manuscript are entirely original and do not require reprint permission.”

ABSTRACT

Aim: Chronic stable angina is the most prevalent symptom of ischaemic heart disease and its management is a priority. Current guidelines recommend pharmacological therapy with drugs classified as being first line (*beta blockers, calcium channel blockers, short acting nitrates*) or second line (*long-acting nitrates, ivabradine, nicorandil, ranolazine, trimetazidine*). Second line drugs are indicated for patients who have contraindications to first line agents, do not tolerate them or remain symptomatic. Evidence that one drug is superior to another has been questioned.

Methods and Results : Between January and March 2018, we performed a systematic review of articles written in English over the past 50 years English written articles in Medline and Embase following preferred reporting items and the Cochrane collaboration approach. We included double blind randomized studies comparing parallel groups on treatment of angina in patients with stable coronary artery disease, with a sample size of, at least, 100 patients (*50 patients per group*), with a minimum follow-up of one week and an outcome measured on exercise testing, duration of exercise being the preferred outcome. Thirteen studies fulfilled our criteria. Nine studies involved between 100 and 300 patients, (2818 in total) and a further 4 enrolled greater than 300 patients. Evidence of equivalence was demonstrated for the use of beta-blockers (*atenolol*), calcium antagonists (*amlodipine, nifedipine*) and channel inhibitor (*ivabradine*) in 3 of these studies. Taken all together, in none of the studies was there evidence that one drug was superior to another in the treatment of angina or to prolong total exercise duration.

Conclusion: there is a paucity of data comparing the efficacy of antianginal agents. The little available evidence shows that no antianginal drug is superior to another and equivalence has been shown only for three classes of drugs. Guidelines draw conclusions not from evidence but from clinical beliefs.