

RESEARCH ARTICLE

Integrated care pathways in neurosurgery: A systematic review

Keng Siang Lee^{1,2*}, Stefan Yordanov², Daniel Stubbs³, Ellie Edlmann², Alexis Joannides², Benjamin Davies^{2*}

1 Bristol Medical School, Faculty of Health Sciences, University of Bristol, Bristol, United Kingdom, **2** Division of Neurosurgery, Department of Clinical Neurosciences, University of Cambridge, Cambridge, United Kingdom, **3** Division of Anaesthesia, Department of Medicine, Addenbrooke's Hospital, University of Cambridge, Cambridge, United Kingdom

* kl17746@bristol.ac.uk (KSL); bd375@cam.ac.uk (BD)



Abstract

Introduction

Integrated care pathways (ICPs) are a pre-defined framework of evidence based, multidisciplinary practice for specific patients. They have the potential to enhance continuity of care, patient safety, patient satisfaction, efficiency gains, teamwork and staff education. In order to inform the development of neurosurgical ICPs in the future, we performed a systematic review to aggregate examples of neurosurgical ICP, to consider their impact and design features that may be associated with their success.

Methods

Electronic databases MEDLINE, EMBASE, and CENTRAL were searched for relevant literature published from date of inception to July 2020. Primary studies reporting details of neurosurgical ICPs, across all pathologies and age groups were eligible for inclusion. Patient outcomes in each case were also recorded.

Results

Twenty-four studies were included in our final dataset, from the United States, United Kingdom, Italy, China, Korea, France, Netherlands and Switzerland, and a number of sub-specialties. 3 for cerebrospinal fluid diversion, 1 functional, 2 neurovascular, 1 neuro-oncology, 2 paediatric, 2 skull base, 10 spine, 1 for trauma, 2 miscellaneous (other craniotomies). All were single centre studies with no regional or national examples. Thirteen were cohort studies while 11 were case series which lacked a control group. Effectiveness was typically evaluated using hospital or professional performance metrics, such as length of stay ($n = 11$, 45.8%) or adverse events ($n = 17$, 70.8%) including readmission, surgical complications and mortality. Patient reported outcomes, including satisfaction, were evaluated infrequently ($n = 3$, 12.5%). All studies reported a positive impact. No study reported how the design of the ICP was informed by published literature or other methods

OPEN ACCESS

Citation: Lee KS, Yordanov S, Stubbs D, Edlmann E, Joannides A, Davies B (2021) Integrated care pathways in neurosurgery: A systematic review. PLoS ONE 16(8): e0255628. <https://doi.org/10.1371/journal.pone.0255628>

Editor: Ehab Farag, Cleveland Clinic, UNITED STATES

Received: March 13, 2021

Accepted: July 20, 2021

Published: August 2, 2021

Peer Review History: PLOS recognizes the benefits of transparency in the peer review process; therefore, we enable the publication of all of the content of peer review and author responses alongside final, published articles. The editorial history of this article is available here: <https://doi.org/10.1371/journal.pone.0255628>

Copyright: © 2021 Lee et al. This is an open access article distributed under the terms of the [Creative Commons Attribution License](https://creativecommons.org/licenses/by/4.0/), which permits unrestricted use, distribution, and reproduction in any medium, provided the original author and source are credited.

Data Availability Statement: All relevant data are within the manuscript and its [Supporting Information](#) files.

Funding: The author(s) received no specific funding for this work.

Competing interests: The authors have declared that no competing interests exist.

Conclusions

ICPs have been successfully developed across numerous neurosurgical sub-specialities. However, there is often a lack of clarity over their design and weaknesses in their evaluation, including an underrepresentation of the patient's perspective.

Introduction

Integrated care pathways (ICPs) are a pre-defined framework of evidence based, multidisciplinary practice for specific patients. They aim to ensure patients move more effectively through a clinical experience [1]. ICPs outline care processes for the management of a specific condition [2]. As such they can define the patient's journey through a bounded health system and may, in certain disciplines, transcend organisational boundaries. Their overall aim is to ensure delivery of timely and efficient care to maximise patient outcomes. ICP can thus seamlessly integrate evidence-based practice into day-to-day care, whilst providing a framework for ongoing clinical audit. Process steps within an ICP may be incorporated for other reasons including to mitigate points of system risk and ensure continuity of care, patient safety and satisfaction, efficiency gains, teamwork, and staff education [3–5].

ICPs are therefore best suited, to well defined patient populations with common and consistent care requirements [6, 7]. A well-known example driven by clear national guidance is the care framework for patients with a fractured neck of femur. Local adoption of such processes has been shown to reduce morbidity and mortality as well as hospital length of stay [8, 9]. Due to the success of such initiatives, national reporting infrastructures such as the National Hip Fracture Database (NHFD) have been created to enable ongoing audit and facilitate payment of a best-practice-tariff [10]. Despite the impact of this framework its development was not reached in a systematic way but an increasing body of literature advocates for the coordinated design and engineering of healthcare systems in order to minimise risk and improve outcomes, with such a 'systems approach' endorsed by various medical royal colleges [11–13].

Aims and objectives

The overarching aim of this study is to identify how ICPs have been employed in neurosurgery for patients of any age. In so doing we will identify:

- The areas of neurosurgical practice where ICPs have been adopted
- To identify the impact of ICPs in published studies and the criteria by which this is judged
- Identify how ICPs were developed
- Identify common themes across ICPs that may be related to successful ICP adoption.

To the best of our knowledge this is the first systematic review to aggregate published data on ICPs for neurosurgical diseases.

Methods

This review was conducted in accordance to the Preferred Reporting Items for Systematic Reviews and Meta-Analyses (PRISMA) guidelines (S1 Checklist) [14]. PROSPERO registration was obtained (registration number CRD42020199650).

Search strategy

A search string was developed to identify original research studies reporting ICPs in neurosurgery (see [S1 Table](#)). The following databases were searched on the 20th July 2020: Ovid Medline, Embase and Cochrane Central Register of Controlled Trials (CENTRAL).

Definition of ICP

The medical literature is inconsistent over the core or minimum features of an ICP. Multiple synonyms—clinical pathways, critical pathways, care maps, care protocols, and multidisciplinary plans—have been used [15]. One review identified 84 different definitions for ICPs in a Medline search between 2000 and 2003 [15].

For the purposes of this systematic review, an ICP was defined in accordance with the definition developed by the European Pathway Association (EPA) [6]. This definition has been used in other reviews of ICPs [16, 17]. From this definition, key characteristics of an ICP must include:

1. An explicit statement of the goals and key elements of care based on evidence, best practice and patient expectations.

And should include:

2. The facilitation of communication, coordination of roles, and sequencing of activities of the multidisciplinary care team, patients and their relatives.

Whilst enabling:

3. The documentation, monitoring, and evaluation of variances and outcomes.
4. The identification of the appropriate resources.

Study selection

All titles and abstracts were independently screened by two reviewers (KSL and SY) against a set of pre-defined eligibility criteria ([S2 Table](#)). Potentially eligible studies were selected for full-text analysis. Disagreements were resolved by consensus or appeal to a third senior reviewer (BD). Agreement among the reviewers on study inclusion was evaluated using Cohen's kappa [18].

All original studies reporting the details of the ICPs and outcomes of patients with any neurosurgical disease were included in our systematic review. Case series were included. Studies of small sample sizes were included per recommendations by the Cochrane Statistical Methods Group and in accordance with methodologies of previously published meta-analyses [19–21]. Other exclusion criteria included non-English articles, non-original research papers, laboratory-based and epidemiological studies, and non-human research subjects as these were deemed to not provide relevant information needed in this paper (see [S2 Table](#)). If data from the same patient population was published several times or overlaps in more than one article from the same institution, the publication that reported the largest sample size data was selected.

Risk of bias assessment. The quality of included studies was assessed using the Joanna Briggs Institute (JBI) checklist for non-randomised experimental studies [22]. Full details are in [S3 Table](#) ([S3 Table](#)). In summary, these tools rated the quality of selection, measurement and comparability for all studies and gave a score for experimental studies (maximum of 9)

and case series (maximum of 10). Two researchers (KSL and SY) assessed the quality of all included studies and discussed discrepancies until consensus was reached.

Data extraction

Data were extracted on the following variables: study details, sample size, patient demographics, type of neurosurgical diseases ICP was used for, components of ICP, outcome measures, factors for success/failure of ICP.

Statistical analysis

Data were organised and tabulated to allow inspection and investigation of patterns within the data. Given their heterogeneity, formal meta-analysis of studies was not possible. Data is therefore reported narratively, with descriptive statistics only.

Results

Characteristics and quality of included studies

Number of articles screened and selected for inclusion are shown in [Fig 1](#). Using the designated search terms, a total of 1769 unique articles were identified and 24 were included in the final dataset [[23–46](#)]. Reliability of study selection between observers was substantial at both the title and abstract screening stage (Cohen's $\kappa = 0.79$) and the full-text review stage (Cohen's $\kappa = 0.87$) [[18](#)].

The characteristics of the studies are shown in [Table 1](#). Thirteen studies were from the United States (US), five from the United Kingdom (UK), and one each from China, Korea, Italy France, Netherlands and Switzerland. Sub-specialities represented in these studies included skull base, neurovascular, neuro-oncology, and spinal neurosurgery. These are shown graphically in [Fig 2](#).

All studies were non-randomised. We included 13 cohort studies with a control group and 11 case series without a control group. All 13 cohort studies [[23–35](#)], attained a score of 9 out of 11 on the JBI checklist for cohort studies (see [S3 Table](#)), whilst 10 of the 11 case series [[36–46](#)], attained a full score of 10 on the JBI checklist for case series, with one study scoring 8 ([S4 Table](#)). We observed that the majority of the primary studies (18 of 24 (75%)) included were published from year 2010 onwards. [Fig 3](#) illustrates this trend, with a rise in cohort studies (comparator design) and case series (no comparator) published.

Elements of ICP

Eligible participants for inclusion in this systematic review were patients in secondary and tertiary care settings which includes the coordination and continuity of healthcare as patients transfer between different locations or different levels of care.

A total of 8128 patients (median number of participants per study: 125, 17–3693) were included and 6345 were exposed to the ICP. Of these, mean ages ranged from 42 to 75.9±7.4 years. The interventions had been developed locally for a range of purposes, in either hospital secondary or tertiary settings: improving service coordination, increasing service efficiency, supporting practice change, improving patient outcomes, ensuring adherence to best practice guidelines. Most had been implemented in order to achieve multiple aims ([Table 2](#)). The ICPs were considered a complex intervention [[47–49](#)], as they comprise a number of separate essential elements. None of the studies included in the review were underpinned by explicit theories of ICPs' active ingredients or their generative effects. Moreover, the information provided on ICP development and implementation processes was varied and in no case was any evidence

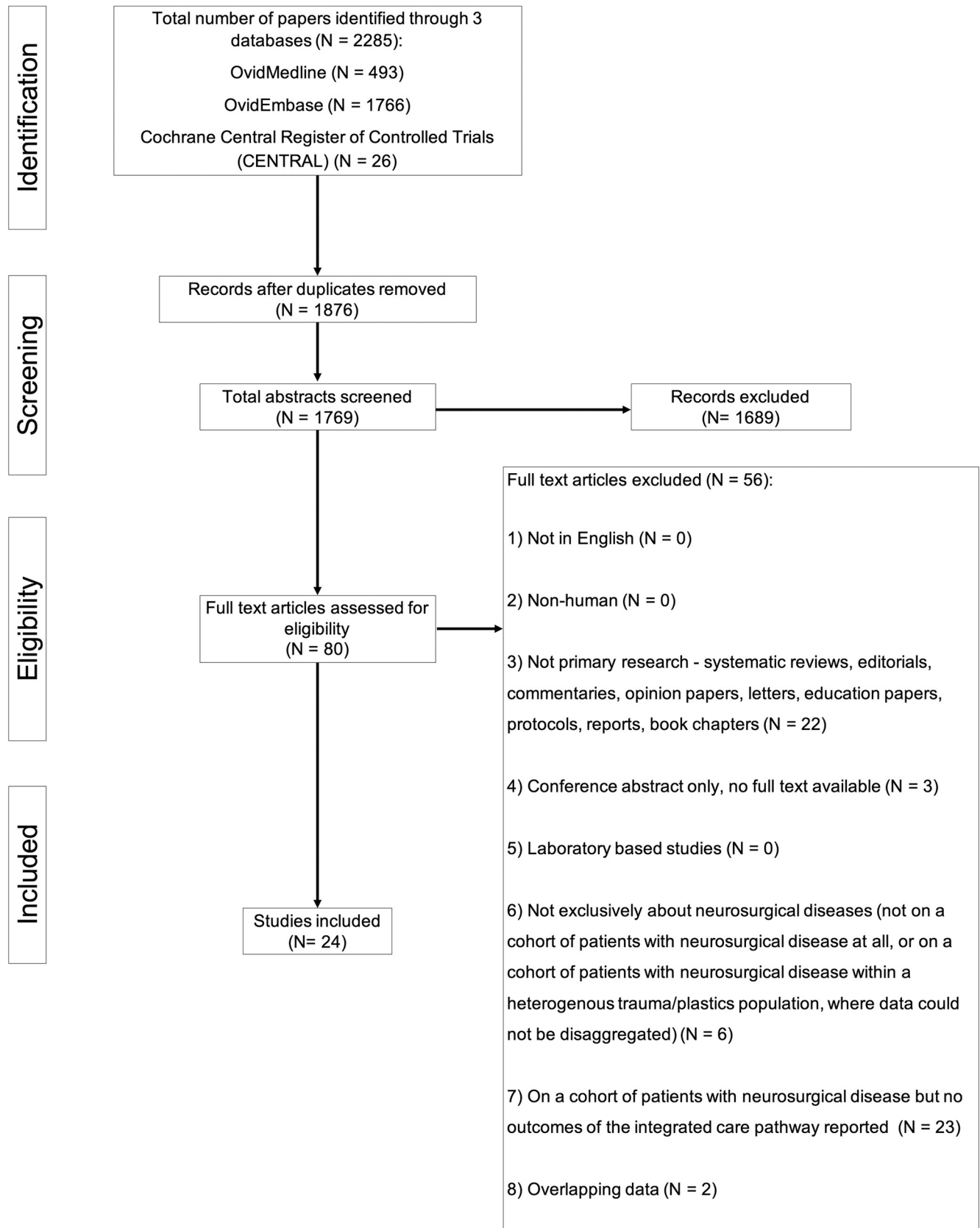


Fig 1. PRISMA flow diagram of included and excluded studies.

<https://doi.org/10.1371/journal.pone.0255628.g001>

Table 1. Study characteristics of the included primary studies.

Study	Country	Setting	Study design	Neurosurgery classification	Aim of the ICP	Outcomes	Sample size (n)	Gender (% male)	Age (mean \pm SD)
Adogwa 2018	USA	Hospital, tertiary care	Cohort	Spine	To determine if neurosurgery geriatric co-management reduces ICU admission rates after spine surgery	ICU admission rate after surgery. Postoperative complications	125	Intervention: 41% male; control: 36% male	Intervention: 73.6 \pm 6.0; control 73.0 \pm 4.9
Akhunbay-Fudge 2019	UK	Hospital, secondary care	Case series	CSF diversion	To collect digital retinal photographs as facilitate clinical assessment of shunt malfunction	Clinical decisions made	67	NA	NA
Akins 2019	USA	Hospital, tertiary care	Case series	Miscellaneous	To provide more consistent care and to improve communication, to improve outcomes and care efficiency	Hospital related complications, functional outcomes, discharge destinations, and avoidable delays in care	3693	NA	NA
Aldana 2010	USA	Hospital, secondary/tertiary care	Case series	Paediatric	To better manage children with spinal defects	Knowledge of child's medical condition, care plans, need for medical and prosthetic devices, medical-social needs, reduction in physician and allied health care contacts, transportation costs	139	NA	NA
Allali 2017	Switzerland	Hospital, secondary care	Case series	CSF diversion	To better identify older adults with iNPH from its mimics and to allow better management	Gait parameters, cognition	125	65.6% male	75.9 \pm 7.4
Bapat 2017	UK	Hospital, secondary care	Cohort	Neurovascular	To improve quality of care for patients presenting with chronic subdural haematoma	Use of anti-coagulant or anti-platelet agents, timing of surgery, complications, morbidity and mortality, recurrence, LOS and destination at discharge	121 (intervention: 68; control: 53)	Intervention: 70.6% male; control: 71.7% male	Intervention: median 74 (36–91); control: median 74 (36–91)
Bohl 2017	USA	Hospital, secondary care	Cohort	Skull base	To reduce 30-d readmissions due to delayed hyponatremia following transphenoidal surgery	Postoperative LOS, postoperative inpatient sodium levels, and need for preoperative or postoperative hydrocortisone	417 (intervention: 188; control: 229)	Intervention: 56.9% male; control 49.8% male	Intervention: 51.9 \pm 16.3; control: 52.5 \pm 16.9
Brown 2018	USA	Hospital, tertiary care	Cohort	Miscellaneous	To screen for the risk and presence of delirium, and to implement non-pharmacologic interventions to those patients at high risk of developing or have developed delirium	Change in incidence of hospital-acquired delirium, delirium duration, overall LOS, restraint use, sitter use, disposition to nursing facility, and 30-day readmission rate.	1501 (intervention: 749; control: 752)	Intervention: 49% male; control 47% male	Intervention: 67.1 \pm 11.2; control: 67.1 \pm 11.1

(Continued)

Table 1. (Continued)

Study	Country	Setting	Study design	Neurosurgery classification	Aim of the ICP	Outcomes	Sample size (n)	Gender (% male)	Age (mean \pm SD)
Buell 2019	UK	Hospital, secondary/tertiary care	Case series	Spine	To reduce the time of presentation to diagnosis or exclusion of CES.	Time interval between the patient's arrival to the ED and MRI preliminary report.	17	NA	NA
Carminucci 2016	USA	Hospital, secondary/tertiary care	Cohort	Skull base	To optimise postoperative care of transphenoidal surgery	Neurosurgical and endocrine complications, LOS, and rates of hospital readmission and unscheduled clinical visits.	214 (intervention: 101; control: 113)	Intervention: 51%; control: 49%	Intervention: 52.4 \pm 1.4; control: 50.7 \pm 1.4
Chern 2010	USA	Hospital, secondary/tertiary care	Cohort	CSF diversion	To expedite care of patients w CSF shunt malfunction	ED process measures (timeliness), clinical outcomes (admission rate, shunt surgery rate, and LOS)	245 (intervention: 113; control: 132)	NA	NA
Chung 2005	Korea	Hospital, tertiary care	Cohort	Spine	To improve LOS and hospital costs in patients undergoing lumbar surgery	LOS and cost.	119 (intervention: 58; control: 61)	Intervention: 56.9% male; control: 62.3% male	Intervention: 49.7 \pm 16.7; control: 51.3 \pm 15.4
Cohen 2007	USA	Hospital, secondary/tertiary care	Case series	Functional	To determine that rehabilitation following DBS improves outcomes	FIM, UPDRS scores and levodopa dosage.	73	68.5% male	60.6
Debono 2017	France	Hospital, secondary care	Case series	Spine	To determine if dedicated fast-tracking outpatient lumbar microdiscectomy, could achieve patient satisfaction, raises complications, and return to normal ADL	Patient satisfaction, complications, and return to normal ADL	201	71.1% male	42
Giorgi 2020	Italy	Hospital, secondary/tertiary care	Case series	Spine	To determine if organisational protocol for emergency spinal surgery reduces time from admission to surgery	Time duration from admission to surgery	19	57.9% male	49.9
Jin 2008	Netherlands	Hospital, secondary/tertiary care	Cohort	Trauma	To reduce time for complete workup for severely, and multiply injured patients, and to improve functional outcomes and mortality rates	TBI-related mortality and functional neurological outcome	108 (intervention: 49; control: 59)	Intervention: 69% male; control: 61% male	Intervention: 49; control: 44
Kurlander 2020	USA	Hospital, secondary/tertiary care	Cohort	Paediatric	To reduce or eliminate blood transfusion in patients undergoing open surgery for craniosynostosis.	Estimated blood loss, transfusion rate, and intraoperative transfusion	41	NA	NA

(Continued)

Table 1. (Continued)

Study	Country	Setting	Study design	Neurosurgery classification	Aim of the ICP	Outcomes	Sample size (n)	Gender (% male)	Age (mean \pm SD)
Namiranian 2018	USA	Hospital, tertiary care	Cohort	Spine	To determine if a multidisciplinary spine board was concurrent with an overall decrease in the utilization of lumbar spine surgeries for elective cases of low back pain	Surgery duration, estimated blood loss, packed red blood cell transfusion, destination after surgery, and LOS in hospital or ICU, surgical complications	152 (intervention: 51; control: 101)		
Playford 2002	UK	Hospital, secondary care	Case series	Spine	To assess the rates of goal achievement and the sources of variance, in a inpatient rehabilitation protocol following spinal lesion	The numbers and categories of goals and the rates of goal achievement, variance patterns	85	NA	NA
Pritchard 2004	UK	Hospital, secondary care	Cohort	Neurovascular	To reduce dysfunctional psychosocial stress following aneurysmal subarachnoid haemorrhage	Cost-effectiveness	326 (intervention: 184; control: 142)	Intervention: 39% male; control: 37% male	NA
Scanlon 2004	USA	Hospital, secondary care	Case series	Spine	To determine if outpatient laminectomy programme is feasible, based on patient satisfaction	LOS in the PACU, level of pain on discharge, return to the hospital within 24 hours, patient satisfaction score	27	NA	NA
Sethi 2017	USA	Hospital, tertiary care	Cohort	Spine	To minimise perioperative risk and maximise QOL in adult scoliosis surgery	Operative time, number of levels fused, and LOS. Surgical complications within 30 days or up to 1 year.	140 (intervention: 69; control: 71)	Intervention: 16% male; control: 35% male	Intervention: mean 65.5 \pm 10.5; control: 62.0 \pm 13.4
Soffin 2019	USA	Hospital, secondary/tertiary care	Case series	Spine	To implement ERAS patient care pathway for ACDF patients CDA—improve LOS and outcome	LOS and reasons for LOS exceeding 23 hours, pathway compliance, prevalence of opioid tolerance at baseline, and the effect of opioid tolerance on outcomes.	33	45.5% male	NA
Wang 2019	China	Hospital, secondary/tertiary care	Cohort	Neuro oncology	To implement ERAS protocol for elective craniotomies—improve periop care and outcome	LOS, 30d readmission rates, postoperative morbidity, surgical and non-surgical complications, functional recovery status and patient satisfaction ratings.	140 (intervention: 70; control: 70)	Intervention: 31% male; control: 37% male	Intervention: median 51 (19–67); control: median 49 (18–65)

ADL = activities of daily living; ED = emergency department FIM = Functional independence measure; ICU = intensive care unit; LOS = length of stay; MRI = magnetic resonance imaging NA = not available; PACU = postanesthesia care unit UPDRS = Unified Parkinson Disease Rating Scale

<https://doi.org/10.1371/journal.pone.0255628.t001>

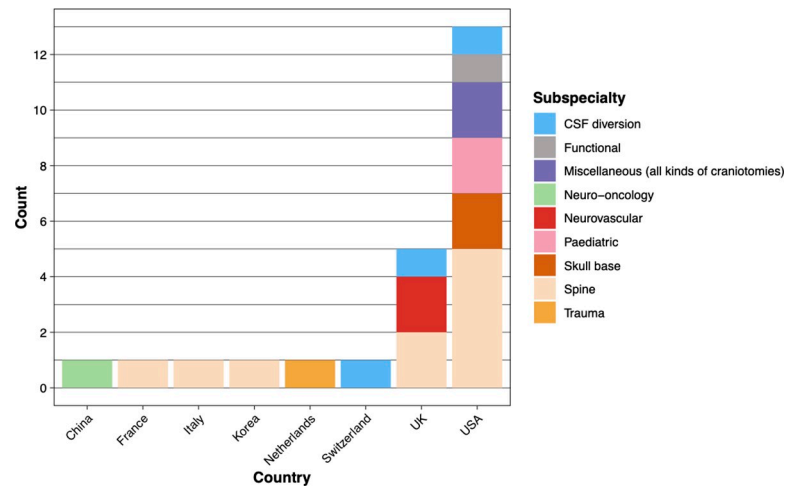


Fig 2. Country of origin and neurosurgical specialties of the included studies.

<https://doi.org/10.1371/journal.pone.0255628.g002>

provided for the selection of any ICP component of the intervention to be assessed. In several cases it was possible to make inferences about authors’ implicit assumptions. Only 10 of the 25 ICPs were presented in detail as a flow diagram figure. The interventions described by the studies in the review varied in terms of their key components which we summarise in Table 3, using the definition developed by the European Pathway Association (EPA) [6]. Hence, we were also unable to meet our objectives of defining ‘active ingredients’ (setting, context, and population) for ICPs to be successful or factors contributing to the ineffectiveness of ICPs.

Outcome measures

We identified an extensive range of outcomes (Table 2). These outcome measures were considered and categorised into three main areas: those relating to the patient, those relating to personnel working experience and finally those relating to system.

The most frequently measured patient outcomes were complications (n = 9), readmission rates (n = 5), discharge destinations (n = 5) need for medication/devices/social services

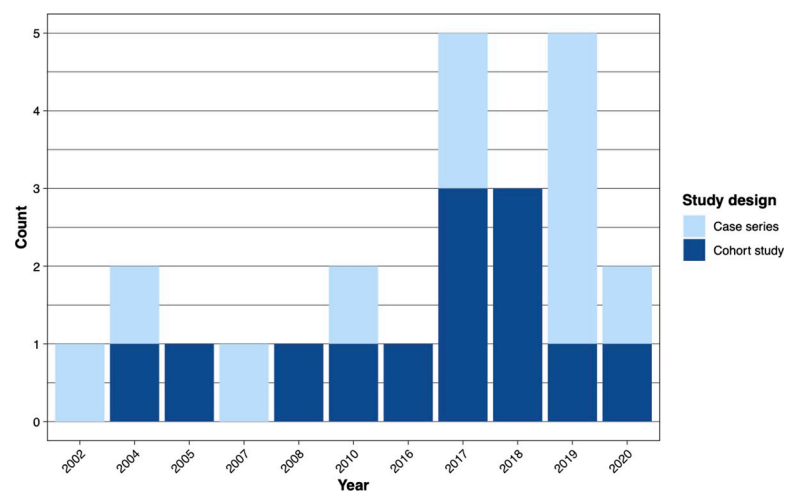


Fig 3. Trend of the year of ICP-related neurosurgical publications.

<https://doi.org/10.1371/journal.pone.0255628.g003>

Table 2. Included studies fit with the core components of the EPA definition of an ICP.

Study	Neurosurgery classification	Core components of the ICP						
		An explicit statement of goals and key elements of care based on evidence and/or best practice	Facilitation of communication	Coordination of roles and sequencing of activities of the multidisciplinary team	The facilitation of communication with patients and their relatives Blank	Forms part or all of the patients documentation	Includes monitoring, and evaluation of variances and outcomes	The identification of appropriate resources Blank
Adogwa 2018	Spine	✓		✓				
Akhunbay-Fudge 2019	CSF diversion	✓	✓	✓		✓	✓	✓
Akins 2019	Miscellaenous	✓	✓	✓	✓	✓	✓	
Aldana 2010	Pediatric	✓	✓	✓	✓			
Allali 2017	CSF diversion	✓	✓	✓		✓	✓	✓
Bapat 2017	Neurovascular	✓	✓	✓		✓		
Bohl 2017	Skull base	✓	✓	✓		✓	✓	
Brown 2018	Miscellaenous	✓	✓	✓		✓		
Buell 2019	Spine	✓	✓	✓		✓		
Carminucci 2016	Skull base	✓	✓	✓		✓	✓	
Chern 2010	CSF diversion	✓	✓	✓		✓	✓	
Chung 2005	Spine	✓	✓	✓		✓	✓	
Cohen 2007	Functional	✓	✓	✓		✓	✓	
Debono 2017	Spine	✓	✓	✓		✓		
Giorgi 2020	Spine	✓	✓					
Jin 2008	Trauma	✓	✓			✓		
Kurlander 2020	Pediatric	✓	✓	✓		✓		
Namiranian 2018	Spine	✓	✓	✓		✓		
Playford 2002	Spine	✓				✓	✓	
Pritchard 2004	Neurovascular	✓	✓	✓	✓	✓	✓	
Scanlon 2004	Spine	✓	✓	✓	✓			
Sethi 2017	Spine	✓	✓	✓		✓	✓	
Soffin 2019	Spine	✓	✓					
Wang 2019	Neuro oncology	✓		✓		✓	✓	✓

<https://doi.org/10.1371/journal.pone.0255628.t002>

(n = 4), mortality (n = 3), patient satisfaction (n = 3), functional outcomes (n = 3), return to independence (n = 3), duration of surgery (n = 3). Patient satisfaction was measured subjectively via phone survey (n = 3). Other reported patient outcomes included need for repeat surgery (n = 2), morbidity (n = 2) and patient/family education (n = 1). Professional outcomes such as team satisfaction and communication were not reported in the included studies. Length of stay (LOS) (n = 11) was the most commonly used indicator for system level outcomes. Other system level indicators reported were timeliness/avoidable delays to care or assessment (n = 4), costs (n = 3), and finally pathway compliance and variance (n = 2)

Table 3. ICP checklist regarding implementation, reporting and delivery.

Point to be reviewed	Tickbox	
	Yes	No
Define aim/problem to address and set objectives (goals) in the beginning.	Yes	No
State field or subspecialty (e.g. neurovascular surgery, tumour surgery, spinal surgery etc.)	Yes	No
Define intervention and control group with clear inclusion and exclusion criteria stated	Yes	No
Define areas of improvement (may include more than one) e.g. clinical outcomes, facilitation of communication (patient-clinician or clinician-family, or both), cost-savings, educational, etc.	Yes	No
Define element of patient care pathway that is addressed e.g. pre-operative, post-operative, full patient journey, diagnostic, follow up, etc.	Yes	No
Details of the process of ICP development and implementation maturity e.g pilot, under review/ investigation, implemented etc.	Yes	No
Define choice of evidence in use to support decision making (best practice, best evidence, expert advise, etc)	Yes	No
State roles of members involved in ICP	Yes	No
e.g nurse practitioner coordinating part of patient journey, specific review of specialties (complex geriatric assessment of elderly), allied health professional roles in rehabilitation pathways etc.)		
State resources needed e.g. financial, time, human e.g coordinator roles, additional staffing etc.	Yes	No
Define and report outcomes with follow up, and further re-evaluation of service	Yes	No
Standardised reporting of demographics and results with included key ingredients as per Allen et al 2009.	Yes	No
e.g. implemented over a specified time frame; activities specified by professional role; decision support aide included; formed part of the patient record; based on best evidence or best practice; variance tracking; locally developed and implemented; supporting education and training initiatives etc.		

<https://doi.org/10.1371/journal.pone.0255628.t003>

Subspecialties

CSF diversion. Three studies reported the function of ICP related to CSF flow pathologies, although relating to different parts of the patient journey [28, 36, 39]. Two were case series without a control group [36, 39], and one was a cohort study [28].

Two studies used ICPs in the setting of suspected shunt malformation. Akhunbay-Fudge et al. evaluated the use of an assessment pathway utilising a digital retinal camera system to assess for papilloedema remotely but reported no outcome measures [36]. Chern et al. designed a cohort study to evaluate the fast track preoperative protocol where eligible patients at risk of shunt failures entered the ICP for further workup [28]. The ICP was compared with preprotocol periods as control.

Outcome metrics to evaluate its effectiveness included admission rate, LOS, need for repeat shunt surgery, and timeliness.

Allali et al. determined the feasibility of a protocol using cognitive and gait quantification to identify normal pressure hydrocephalus in elderly patients, distinguishing it from its mimics such as Parkinson's disease or vascular dementia [39].

Functional. The use of ICP in functional neurosurgery was reported in one case series.

Cohen et al. evaluated the effectiveness of a multidisciplinary rehabilitation model for Parkinson's disease patients who had undergone DBS. Outcome was assessed using 'return to independence' as judged by the Functional Independence Measure (FIM) and Unified Parkinson's Disease Rating Scale (UPDRS) scores [41].

Neuro-oncology. Wang et al. established a neurosurgical enhanced recovery after surgery (ERAS) programme in a Chinese tertiary care medical centre, for patients undergoing elective craniotomy for primary brain tumours [35]. This ERAS protocol appeared to have significant benefits over its comparator—conventional perioperative management. Outcome measures

were adverse events (30 day readmission rates, both surgical and non-surgical complications, LOS, morbidity, mortality), functional recovery and patient satisfaction.

Neurovascular. Two cohort studies reported the function of ICP related to neurovascular surgery [24, 33]. Bapat and colleagues, together with a multidisciplinary team of neurosurgeons, neuroanaesthetists and rehabilitation therapists developed a ICP for elderly patients with chronic subdural haemorrhage (CSDH), to enhance preoperative optimisation and reduce time to surgery [24]. Outcome metric assessed and reported were adverse events (LOS, complications, mortality, recurrence), discharge destinations, timing of surgery, use of anticoagulant or antiplatelet agents.

Pritchard et al. assessed the cost effectiveness of an enhanced Specialist Liaison Nurse (SLN) service which sought to reduce dysfunctional psychosocial stress in sufferers of aneurysmal subarachnoid haemorrhage (aSAH) [33]. The only outcome measure was cost effectiveness.

Paediatric. The use of ICP function neurosurgery was reported in one case series,⁴ and one cohort study [31].

Aldana and colleagues set up a comprehensive multidisciplinary clinic to better assess spinal defects such as meningocele, myelocystocele spina bifida occulta syringomyelia amongst many others [38]. Outcome measures were parents' knowledge of child's medical condition, care plans, need for medical and prosthetic devices, reduction in physician and allied health care contacts, and transportation costs.

Kurlander et al. performed a cohort study to assess quality improvement blood conservation protocol for craniosynostosis [31]. It resulted in a 66% transfusion-free rate at time of discharge compared to 0% in the group without any conservation protocol.

Skull base. Two cohort studies reported the function of ICP related to postoperative management following transsphenoidal surgery for sellar lesions [25, 27].

Common outcome measures reported in these skull base studies were readmission, surgical and endocrinological complications, LOS, postoperative inpatient sodium levels, and need for preoperative or postoperative hydrocortisone.

Spine. Ten studies reported the function of ICP related to spinal surgeries for lumbar pathologies or adult scoliosis [23, 29, 32, 34, 40, 42–46]. Four involved a control group whereas six were case series. The specific interventions regarding the pathways described in the included studies showed considerable variation. The studies mainly focused on ICPs for surgical care or perioperative phase in order to guide surgical management and reduce its delay, whilst one study investigated pain management.

Common outcome measures reported complications, ICU admission, delays to assessment MRI report, duration of surgery, estimated blood loss, LOS, costs, return to dependence and ADL, patient satisfaction (assessed by phone survey), destination after discharge, ICP compliance and variance pattern.

Trauma. Jin et al. introduced a streamlined workflow concept that included direct computed tomography (CT) scanning in the trauma room in patients with severe traumatic brain injury (TBI) [30]. The cohort study measured TBI related mortality and functional outcomes.

Discussion

Summary of findings

To the best of our knowledge, this is the first systematic review to identify and assess ICPs for neurosurgical diseases. Twenty-four original articles were identified across a range of neurosurgical pathologies and settings. All ICP were based on a single centre experience and 13 of 24 compared practice before and after adoption, to evaluate added benefit. Few studies utilised

patient perspective in their evaluation, preferring often isolated performance metrics such as length of hospitalisation. Approaches to the design and iteration of ICPs upon implementation were not reported.

ICPs can work in neurosurgical practice

ICPs are considered a road map for care, which rely on multi-disciplinary involvement such as doctors, nurses, physiotherapists and occupational therapists, and other healthcare professionals. ICPs aim to improve quality and efficiency. They have been adopted in a variety of health care specialties and settings often with positive results, as seen in orthopaedics [3–5, 8].

ICPs are therefore likely to benefit Neurosurgery given its requirements for multi-disciplinary cooperation both within a tertiary centre but also across a region. The examples identified in this review indicate their relevance and value across sub-specialities of Neurosurgery, for example to ensure patients receive relevant clinical assessments or interventions in a timely and efficient fashion, to reduce variation in practice or readmissions, and improve length of stay and patient satisfaction. Reassuringly this review also demonstrate clinicians are increasingly engaged in initiatives to improve the delivery of care through the redesign of existing services [3–5, 50], including the use of ICPs as seen in Fig 3.

However, there were notable omissions both in the design and evaluation of identified studies. For example, the identified ICP focus on service delivery by the tertiary centre, and do not incorporate regional care pathways, which will be relevant in the delivery of an emergency tertiary service for example. Furthermore, there is an underrepresentation of the patient voice in these included studies. We identified surprisingly little evidence regarding the impact of ICPs on patient experiences of services, beyond measures of reported patient satisfaction. Measurement of patient satisfaction were limited only to phone surveys which may be highly subjected to detection bias. Outcome measures such as LOS may be effective surrogates, but any such use should follow their validation.

Future neurosurgical ICPs should consider the growing methodological literature around their design and evaluation

As highly complex interventions, ICP challenge linkage of particular elements of initiatives to effects [47–49], and these aforementioned omissions limit the thorough evaluation of reported ICPs, and potentially their wider adoption.

Process evaluation of ICPs is complex and requires a combination of quantitative and qualitative methods to inform policy and practice [51]. Whilst RCTs are considered a gold-standard, their delivery in this setting is more difficult as interventions are often multifaceted and harder to separate between arms [52]. Variants including cluster randomised or step-wedge trials are potential alternatives [53]. The UK Medical Research Council guidance [47–49], outlines that evaluation requires good working relationships with all stakeholders involved in ICP development. Problems that are identified during implementation can be adjusted, as per a quality improvement process, but not at the point at which the ICP is being evaluated [54]. Active correction is therefore more appropriate at the development or feasibility trial stage [55]. The MRC recommendations also include the development and evaluation of for complex interventions through iterative phases, to ensure the relevance of each intervention [47–49]. An ICP should therefore be a work in progress that can be further improved on through repeated quality improvement cycles [56]. The use of pre-specified targets and timepoints for evaluation, including a control group for comparison, may allow a team to know if the project goals have been achieved and consider what interventions to retain, improve, or discard in future cycles of ICP development [57–59].

Reflecting on the data omissions in this review and the implications for study interpretation, a reporting framework would be of benefit [60, 61]. Table 3 outlines a proposed checklist for Neurosurgical ICPs regarding its implementation, reporting and delivery based on wider experience and findings in this review [16, 17]. This checklist is intentionally generic, representing a minimum set of critically important outcomes to report in all studies evaluating the introduction and evaluation of ICPs and should not restrict investigators in their reporting of additional relevant outcomes. In future, this could be further refined by a Delphi consensus of various stakeholders—neurosurgeons, radiologists, oncologists, nurses, allied healthcare professionals, health-economists.

Strengths and limitations of the review

This review employed a pre-specified, registered protocol and variations to the protocol have been explicitly stated. The literature search was comprehensive, identifying relevant studies from three databases, and the reporting of this review follows PRISMA guidelines [14].

Limitations of this review are that we were only able to include publications written in English, due to resource constraints. However, international publications were included which may reduce selection bias. We also acknowledge a potential issue of publication bias, with studies reporting fewer positive outcomes almost certainly underrepresented in the review. Further well established ICPs such as the metastatic cord compression and head injury pathways, published by the UK National Institute for Health and Care Excellence (NICE) were not identified using the literature database searches [62, 63]. NICE pathways are not indexed on the academic databases we searched as their recommendations are generally formed using expert consensus based on available evidence, and adoption or effectiveness not routinely evaluated in scientific papers. An awareness that national ICPs exist supports but would not have changed the result of this SR. We highlight the challenges inherent when defining models of integrated care, given the lack of agreed definition and clear boundaries to the term. This limitation may have resulted relevant work being excluded from this review. During the selection of studies, it was particularly challenging to discern between new models of care that are ‘integrated’ from those that are not, as numerous terms were used interchangeably to describe the management of clinical care processes within the literature. However, rigorous and blinded screening, together with consensus discussion helps to mitigate this issue.

Conclusion

ICPs in Neurosurgery have been developed and may have a beneficial role in neurosurgical care. However, examples so far are limited to single institutions, have an uncertain development process and longer-term legacy, whilst appear to lack patient perspective both in design and evaluation. This limits firm conclusions on its effectiveness. Moreover, evaluation has used an audit change cycle, precluding evaluation of single measures (if complex interventions) and open to performance bias. Experiences from parallel fields, suggest these areas must be overcome, to ensure a generalisable and sustainable ICP. Their development and generalisation would benefit from a reporting framework and accordingly, a checklist for ICPs regarding its implementation, reporting and delivery has also been proposed.

Supporting information

S1 Checklist. PRISMA checklist.
(PDF)

S1 Table. Full search phrases used for the three respective databases.
(DOCX)

S2 Table. Inclusion and exclusion criteria used to select studies for the review.
(DOCX)

S3 Table. Joanna Briggs Institute quality assessment checklist for cohort studies.
(DOCX)

S4 Table. Joanna Briggs Institute quality assessment checklist for case series.
(DOCX)

Author Contributions

Conceptualization: Keng Siang Lee, Benjamin Davies.

Data curation: Keng Siang Lee, Stefan Yordanov.

Formal analysis: Keng Siang Lee.

Investigation: Keng Siang Lee.

Methodology: Keng Siang Lee, Stefan Yordanov, Daniel Stubbs.

Project administration: Keng Siang Lee.

Software: Keng Siang Lee.

Supervision: Benjamin Davies.

Visualization: Keng Siang Lee, Benjamin Davies.

Writing – original draft: Keng Siang Lee.

Writing – review & editing: Keng Siang Lee, Stefan Yordanov, Daniel Stubbs, Ellie Edlmann, Alexis Joannides, Benjamin Davies.

References

1. Bohmer RM. The Hard Work of Health Care Transformation. *N Engl J Med.* 2016; 375(8):709–11. <https://doi.org/10.1056/NEJMp1606458> PMID: 27557297
2. Johnson S. What is a pathway of care?: Oxford: Blackwell Science; 1997.
3. Riley K. Care pathways. Paving the way. *Health Serv J.* 1998; 108(5597):30–1. PMID: 10177611
4. Trebble TM, Hansi N, Hydes T, Smith MA, Baker M. Process mapping the patient journey: an introduction. *BMJ.* 2010; 341:c4078. <https://doi.org/10.1136/bmj.c4078> PMID: 20709715
5. Rotter T, Kinsman L, James E, Machotta A, Gothe H, Willis J, et al. Clinical pathways: effects on professional practice, patient outcomes, length of stay and hospital costs. *Cochrane Database Syst Rev.* 2010(3):CD006632. <https://doi.org/10.1002/14651858.CD006632.pub2> PMID: 20238347
6. Association EP. Care pathways 2006 [Available from: <http://e-p-a.org/care-pathways/>].
7. Campbell H, Hotchkiss R, Bradshaw N, Porteous M. Integrated care pathways. *BMJ.* 1998; 316(7125):133–7. <https://doi.org/10.1136/bmj.316.7125.133> PMID: 9462322
8. Beaupre LA, Cinats JG, Senthilselvan A, Lier D, Jones CA, Scharfenberger A, et al. Reduced morbidity for elderly patients with a hip fracture after implementation of a perioperative evidence-based clinical pathway. *Qual Saf Health Care.* 2006; 15(5):375–9. <https://doi.org/10.1136/qshc.2005.017095> PMID: 17074877
9. Mastellos N, Gunn L, Harris M, Majeed A, Car J, Pappas Y. Assessing patients' experience of integrated care: a survey of patient views in the North West London Integrated Care Pilot. *Int J Integr Care.* 2014; 14:e015. <https://doi.org/10.5334/ijic.1453> PMID: 24987321

10. Johansen A, Boulton C, Hertz K, Ellis M, Burgon V, Rai S, et al. The National Hip Fracture Database (NHFD)—Using a national clinical audit to raise standards of nursing care. *Int J Orthop Trauma Nurs*. 2017; 26:3–6. <https://doi.org/10.1016/j.ijotn.2017.01.001> PMID: 28237620
11. Engineering RAo. Engineering better care: a systems approach to health and care design and continuous improvement 2017 [Available from: <https://www.raeng.org.uk/publications/reports/engineering-better-care>].
12. System CoEatHC, Engineering IoMaNAo. Building a Better Delivery System: A New Engineering/Health Care Partnership 2005.
13. America IoMUCoQoHCi. To Err is Human: Building a Safer Health System. 2000.
14. Moher D, Liberati A, Tetzlaff J, Altman DG, Group P. Preferred reporting items for systematic reviews and meta-analyses: the PRISMA statement. *PLoS Med*. 2009; 6(7):e1000097. <https://doi.org/10.1371/journal.pmed.1000097> PMID: 19621072
15. De Bleser L, Depreitere R, De Waele K, Vanhaecht K, Vlayen J, Sermeus W. Defining pathways. *J Nurs Manag*. 2006; 14(7):553–63. <https://doi.org/10.1111/j.1365-2934.2006.00702.x> PMID: 17004966
16. Allen D, Gillen E, Rixson L. The Effectiveness of Integrated Care Pathways for Adults and Children in Health Care Settings: A Systematic Review. *JBI Libr Syst Rev*. 2009; 7(3):80–129. <https://doi.org/10.1112/01938924-200907030-00001> PMID: 27820426
17. Allen D, Gillen E, Rixson L. Systematic review of the effectiveness of integrated care pathways: what works, for whom, in which circumstances? *Int J Evid Based Healthc*. 2009; 7(2):61–74. <https://doi.org/10.1111/j.1744-1609.2009.00127.x> PMID: 21631848
18. Cohen J. A coefficient of agreement for nominal scales. *Educational and Psychological Measurement*. 1960; 20(1): 37–47.
19. Saad AF, Rahman M, Maybauer DM, Fraser JF, Costantine MM, Pacheco LD, et al. Extracorporeal Membrane Oxygenation in Pregnant and Postpartum Women With H1N1-Related Acute Respiratory Distress Syndrome: A Systematic Review and Meta-analysis. *Obstet Gynecol*. 2016; 127(2):241–7. <https://doi.org/10.1097/AOG.0000000000001236> PMID: 26942349
20. Grainge M. Excluding small studies from a systematic review or meta-analysis. Presented at: CSG Annual Meeting 2015; March 12–18, 2015; Dresden, Germany. https://skin.cochrane.org/sites/skin.cochrane.org/files/public/uploads/CSG-COUSIN_March%202015_M%20Grainge.pdf. Accessed February 1, 2020.
21. Zhang JJY, Lee KS, Ang LW, Leo YS, Young BE. Risk Factors of Severe Disease and Efficacy of Treatment in Patients Infected with COVID-19: A Systematic Review, Meta-Analysis and Meta-Regression Analysis. *Clin Infect Dis*. 2020. <https://doi.org/10.1093/cid/ciaa576> PMID: 32407459
22. Zeng X, Zhang Y, Kwong JS, Zhang C, Li S, Sun F, et al. The methodological quality assessment tools for preclinical and clinical studies, systematic review and meta-analysis, and clinical practice guideline: a systematic review. *Journal of evidence-based medicine*. 2015; 8(1):2–10. <https://doi.org/10.1111/jebm.12141> PMID: 25594108
23. Adogwa O, Elsamadicy AA, Sergesketter AR, Ongele M, Vuong V, Khalid S, et al. Interdisciplinary Care Model Independently Decreases Use of Critical Care Services After Corrective Surgery for Adult Degenerative Scoliosis. *World Neurosurg*. 2018; 111:e845–e9. <https://doi.org/10.1016/j.wneu.2017.12.180> PMID: 29317368
24. Bapat S, Shapely J, Toma A, Platt L, Luoma AMV. Chronic subdural haematomas: a single-centre experience developing an integrated care pathway. *Br J Neurosurg*. 2017; 31(4):434–8. <https://doi.org/10.1080/02688697.2017.1297372> PMID: 28264594
25. Bohl MA, Ahmad S, White WL, Little AS. Implementation of a Postoperative Outpatient Care Pathway for Delayed Hyponatremia Following Transsphenoidal Surgery. *Neurosurgery*. 2018; 82(1):110–7. <https://doi.org/10.1093/neuros/nyx151> PMID: 28449052
26. Brown EG, Josephson SA, Anderson N, Reid M, Lee M, Douglas VC. Evaluation of a multicomponent pathway to address inpatient delirium on a neurosciences ward. *BMC Health Serv Res*. 2018; 18(1):106. <https://doi.org/10.1186/s12913-018-2906-3> PMID: 29433572
27. Carminucci AS, Ausiello JC, Page-Wilson G, Lee M, Good L, Bruce JN, et al. Outcome of implementation of a multidisciplinary team approach to the care of patients after transsphenoidal surgery. *Endocr Pract*. 2016; 22(1):36–44. <https://doi.org/10.4158/EP15894.OR> PMID: 26437216
28. Chern JJ, Macias CG, Jea A, Curry DJ, Luerssen TG, Whitehead WE. Effectiveness of a clinical pathway for patients with cerebrospinal fluid shunt malfunction. *J Neurosurg Pediatr*. 2010; 6(4):318–24. <https://doi.org/10.3171/2010.7.PEDS09534> PMID: 20887102
29. Chung SB, Lee SH, Kim ES, Eoh W. Implementation and outcomes of a critical pathway for lumbar laminectomy or microdiscectomy. *J Korean Neurosurg Soc*. 2012; 51(6):338–42. <https://doi.org/10.3340/jkns.2012.51.6.338> PMID: 22949962

30. Fung Kon Jin PH, Penning N, Joosse P, Hijdra AH, Bouma GJ, Ponsen KJ, et al. The effect of the introduction of the Amsterdam Trauma Workflow Concept on mortality and functional outcome of patients with severe traumatic brain injury. *J Neurotrauma*. 2008; 25(8):1003–9. <https://doi.org/10.1089/neu.2007.0463> PMID: 18699728
31. Kurlander DE, Ascha M, Marshall DC, Wang D, Ascha MS, Tripi PA, et al. Impact of multidisciplinary engagement in a quality improvement blood conservation protocol for craniostylosis. *J Neurosurg Pediatr*. 2020:1–9.
32. Namiranian K, Norris EJ, Jolissaint JG, Patel JB, Lombardi CM. Impact of Multidisciplinary Spine Conferences on Surgical Planning and Perioperative Care in Elective Lumbar Spine Surgeries. *Asian Spine J*. 2018; 12(5):854–61. <https://doi.org/10.31616/asj.2018.12.5.854> PMID: 30213168
33. Pritchard C, Foulkes L, Lang DA, Neil-Dwyer G. Cost-benefit analysis of an integrated approach to reduce psychosocial trauma following neurosurgery compared with standard care: two-year prospective comparative study of enhanced specialist liaison nurse service for aneurysmal subarachnoid hemorrhage (ASAH) patients and carers. *Surg Neurol*. 2004; 62(1):17–27. <https://doi.org/10.1016/j.surneu.2004.01.019> PMID: 15226062
34. Sethi R, Buchlak QD, Yanamadala V, Anderson ML, Baldwin EA, Mecklenburg RS, et al. A systematic multidisciplinary initiative for reducing the risk of complications in adult scoliosis surgery. *J Neurosurg Spine*. 2017; 26(6):744–50. <https://doi.org/10.3171/2016.11.SPINE16537> PMID: 28362214
35. Wang Y, Liu B, Zhao T, Zhao B, Yu D, Jiang X, et al. Safety and efficacy of a novel neurosurgical enhanced recovery after surgery protocol for elective craniotomy: a prospective randomized controlled trial. *J Neurosurg*. 2018:1–12. <https://doi.org/10.3171/2018.1.JNS171552> PMID: 29932379
36. Akhunbay-Fudge C, Evans F, Long V, Chumas P, Corns R, Sheikh A. Integrated fundal assessment pathway for patients with suspected shunt malfunction via digital retinal images. *Br J Neurosurg*. 2019:1–4. <https://doi.org/10.1080/02688697.2019.1675588> PMID: 31645135
37. Akins PT, Banerjee A, Guppy K, Silverthorn J, Fitzgibbon J, Nandan Y, et al. A 10-Year Analysis of 3693 Craniotomies during a Transition to Multidisciplinary Teams, Protocols, and Pathways. *Perm J*. 2019;23.
38. Aldana PR, Wood DL, Postlethwait RA, James HE. Initiating, developing and evaluating a comprehensive spinal defects clinic: a clinical report. *Pediatr Neurosurg*. 2010; 46(5):329–34. <https://doi.org/10.1159/000320132> PMID: 21346394
39. Allali G, Laidet M, Armand S, Momjian S, Marques B, Saj A, et al. A combined cognitive and gait quantification to identify normal pressure hydrocephalus from its mimics: The Geneva's protocol. *Clin Neurol Neurosurg*. 2017; 160:5–11. <https://doi.org/10.1016/j.clineuro.2017.06.001> PMID: 28605723
40. Buell KG, Sivasubramaniam S, Sykes M, Zafar K, Bingham L, Mitra A. Expediting the management of cauda equina syndrome in the emergency department through clinical pathway design. *BMJ Open Qual*. 2019; 8(4):e000597. <https://doi.org/10.1136/bmjopen-2018-000597> PMID: 31799444
41. Cohen DB, Oh MY, Baser SM, Angle C, Whiting A, Birk C, et al. Fast-track programming and rehabilitation model: a novel approach to postoperative deep brain stimulation patient care. *Arch Phys Med Rehabil*. 2007; 88(10):1320–4. <https://doi.org/10.1016/j.apmr.2007.06.770> PMID: 17908576
42. Debono B, Sabatier P, Garnault V, Hamel O, Bousquet P, Lescure JP, et al. Outpatient Lumbar Microdiscectomy in France: From an Economic Imperative to a Clinical Standard-An Observational Study of 201 Cases. *World Neurosurg*. 2017; 106:891–7. <https://doi.org/10.1016/j.wneu.2017.07.065> PMID: 28735120
43. Giorgi PD, Villa F, Gallazzi E, Debernardi A, Schirò GR, Crisà FM, et al. The management of emergency spinal surgery during the COVID-19 pandemic in Italy. *Bone Joint J*. 2020; 102-B(6):671–6. <https://doi.org/10.1302/0301-620X.102B6.BJJ-2020-0537> PMID: 32323563
44. Playford ED, Sachs R, Thompson AJ. Integrated care pathways: outcome from inpatient rehabilitation following nontraumatic spinal cord lesion. *Clin Rehabil*. 2002; 16(3):269–75. <https://doi.org/10.1191/0269215502cr490oa> PMID: 12017514
45. Scanlon J, Richards B. Development of a same day laminectomy program. *J Perianesth Nurs*. 2004; 19(2):84–8. <https://doi.org/10.1016/j.jopan.2004.01.006> PMID: 15069647
46. Soffin EM, Wetmore DS, Barber LA, Vaishnav AS, Beckman JD, Albert TJ, et al. An enhanced recovery after surgery pathway: association with rapid discharge and minimal complications after anterior cervical spine surgery. *Neurosurg Focus*. 2019; 46(4):E9. <https://doi.org/10.3171/2019.1.FOCUS18643> PMID: 30933926
47. Craig P, Dieppe P, Macintyre S, Michie S, Nazareth I, Petticrew M, et al. Developing and evaluating complex interventions: the new Medical Research Council guidance. *BMJ*. 2008; 337:a1655. <https://doi.org/10.1136/bmj.a1655> PMID: 18824488

48. Moore GF, Audrey S, Barker M, Bond L, Bonell C, Hardeman W, et al. Process evaluation of complex interventions: Medical Research Council guidance. *BMJ*. 2015; 350:h1258. <https://doi.org/10.1136/bmj.h1258> PMID: 25791983
49. De Silva MJ, Breuer E, Lee L, Asher L, Chowdhary N, Lund C, et al. Theory of Change: a theory-driven approach to enhance the Medical Research Council's framework for complex interventions. *Trials*. 2014; 15:267. <https://doi.org/10.1186/1745-6215-15-267> PMID: 24996765
50. McLaughlin N, Rodstein J, Burke MA, Martin NA. Demystifying process mapping: a key step in neuro-surgical quality improvement initiatives. *Neurosurgery*. 2014; 75(2):99–109; discussion <https://doi.org/10.1227/NEU.000000000000360> PMID: 24681644
51. Waters E, Hall BJ, Armstrong R, Doyle J, Pettman TL, de Silva-Sanigorski A. Essential components of public health evidence reviews: capturing intervention complexity, implementation, economics and equity. *J Public Health (Oxf)*. 2011; 33(3):462–5. <https://doi.org/10.1093/pubmed/fdr064> PMID: 21859880
52. Ukoumunne OC, Gulliford MC, Chinn S, Sterne JA, Burney PG, Donner A. Methods in health service research. Evaluation of health interventions at area and organisation level. *BMJ*. 1999; 319(7206):376–9. <https://doi.org/10.1136/bmj.319.7206.376> PMID: 10435968
53. Hawe P, Shiell A, Riley T, Gold L. Methods for exploring implementation variation and local context within a cluster randomised community intervention trial. *J Epidemiol Community Health*. 2004; 58(9):788–93. <https://doi.org/10.1136/jech.2003.014415> PMID: 15310806
54. Audrey S, Holliday J, Parry-Langdon N, Campbell R. Meeting the challenges of implementing process evaluation within randomized controlled trials: the example of ASSIST (A Stop Smoking in Schools Trial). *Health Educ Res*. 2006; 21(3):366–77. <https://doi.org/10.1093/her/cyl029> PMID: 16740670
55. McCulloch P, Altman DG, Campbell WB, Flum DR, Glasziou P, Marshall JC, et al. No surgical innovation without evaluation: the IDEAL recommendations. *Lancet*. 2009; 374(9695):1105–12. [https://doi.org/10.1016/S0140-6736\(09\)61116-8](https://doi.org/10.1016/S0140-6736(09)61116-8) PMID: 19782876
56. Portela MC, Pronovost PJ, Woodcock T, Carter P, Dixon-Woods M. How to study improvement interventions: a brief overview of possible study types. *BMJ Qual Saf*. 2015; 24(5):325–36. <https://doi.org/10.1136/bmjqs-2014-003620> PMID: 25810415
57. Eccles M, Steen N, Grimshaw J, Thomas L, McNamee P, Soutter J, et al. Effect of audit and feedback, and reminder messages on primary-care radiology referrals: a randomised trial. *Lancet*. 2001; 357(9266):1406–9. [https://doi.org/10.1016/S0140-6736\(00\)04564-5](https://doi.org/10.1016/S0140-6736(00)04564-5) PMID: 11356439
58. Ivers N, Jamtvedt G, Flottorp S, Young JM, Odgaard-Jensen J, French SD, et al. Audit and feedback: effects on professional practice and healthcare outcomes. *Cochrane Database Syst Rev*. 2012(6): CD000259. <https://doi.org/10.1002/14651858.CD000259.pub3> PMID: 22696318
59. Gholve PA, Kosygan KP, Sturdee SW, Faraj AA. Multidisciplinary integrated care pathway for fractured neck of femur. A prospective trial with improved outcome. *Injury*. 2005; 36(1):93–8; discussion 9. <https://doi.org/10.1016/j.injury.2004.02.007> PMID: 15589925
60. Chan AW, Song F, Vickers A, Jefferson T, Dickersin K, Gøtzsche PC, et al. Increasing value and reducing waste: addressing inaccessible research. *Lancet*. 2014; 383(9913):257–66. [https://doi.org/10.1016/S0140-6736\(13\)62296-5](https://doi.org/10.1016/S0140-6736(13)62296-5) PMID: 24411650
61. Williamson PR, Altman DG, Blazeby JM, Clarke M, Devane D, Gargon E, et al. Developing core outcome sets for clinical trials: issues to consider. *Trials*. 2012; 13:132. <https://doi.org/10.1186/1745-6215-13-132> PMID: 22867278
62. Excellence NifHaC. Metastatic spinal cord compression in adults: risk assessment, diagnosis and management 2008 [Available from: <https://www.nice.org.uk/guidance/cg75>. <https://doi.org/10.1016/j.surneu.2008.02.049> PMID: 18586305
63. Excellence NifHaC. Head injury: assessment and early management 2014 [Available from: <https://www.nice.org.uk/guidance/cg176/chapter/1-recommendations>.