



Article

Effects of Prayer and Meditation on Circadian Dysfunction

Singh, Ram B., Smail, Manal, Wilczynska, Agnieszka, Singh, Jaipaul, Jain, Monica, Rai, Richa H., Bowered, O.A., Chibisov, Sergey, De Meester, Fabien, Kharlitskaya, Elena and Fatima, Ghizal

Available at <http://clock.uclan.ac.uk/39213/>

Singh, Ram B., Smail, Manal, Wilczynska, Agnieszka, Singh, Jaipaul ORCID: 0000-0002-3200-3949, Jain, Monica, Rai, Richa H., Bowered, O.A., Chibisov, Sergey, De Meester, Fabien et al (2021) Effects of Prayer and Meditation on Circadian Dysfunction. World Heart Journal, 13 (1). pp. 89-93. ISSN 1556-4002

It is advisable to refer to the publisher's version if you intend to cite from the work.

For more information about UCLan's research in this area go to <http://www.uclan.ac.uk/researchgroups/> and search for <name of research Group>.

For information about Research generally at UCLan please go to <http://www.uclan.ac.uk/research/>

All outputs in CLoK are protected by Intellectual Property Rights law, including Copyright law. Copyright, IPR and Moral Rights for the works on this site are retained by the individual authors and/or other copyright owners. Terms and conditions for use of this material are defined in the [policies](#) page.

Effects of Prayer and Meditation on Circadian Dysfunction

**Ram B. Singh¹, Manal Smail^{2,*},
Agnieszka Wilczynska³, Jaipaul Singh⁴,
Monica Jain⁵, Richa H. Rai⁶,
O. A. Bowered⁷, Sergey Chibisov⁷,
Fabien De Meester⁸, Elena Kharlitskaya⁷,
and Ghizal Fatima⁸**

¹Halberg Hospital and Research Institute,
Moradabad, India

²Khalifa University, Abu Dhabi, UAE

³The Tsim Tsoum Institute, Krakow, Poland

⁴School of Natural Sciences, University of Lancashire,
Preston, UK

⁵Mount Sinai Hospital, New York, USA

⁶Delhi Pharmaceutical and Research University,
New Delhi, India

⁷Institute of Medicine, RUDN University,
Moscow, Russia

⁸Era Medical College, Lucknow, India

Introduction and Objective

Prayer, meditation and mindfulness have been commonly used for healing in Vedic, Jainism, Buddhism, Egyptian, Greek and Mesopotemian cultures [1]. In Buddhism, mindfulness is a component of Eight Fold Path, therefore using mindfulness in the modern science is not absolutely correct. A definition of prayers of Mesopotamia was “*praise to god followed by request.*” The ancient mystic Hinduism wrote Rigveda prayer, Figure 1.

Meditation and prayer appear to be important practices for the management of emotional and spiritual wellbeing [1-4]. Prayer may also influence the physiology of circadian rhythms in our body and it has evolved possibly as adaptation to the rotation of the earth around its axis [4]. Circadian rhythms account for increased activity of the sympathetic nerves of the autonomic nervous system with marked releases of cortisol, catecholamines (norepinephrine and adrenaline), testosterone and thyroid hormones. In turn, these neurotransmitters and hormones occur at a circadian stage when endogenous melatonin level is decreased to low values in the morning [4]. There is a need to prevent the circadian rhythm of adverse biological functions observed between 6.00 to 12.00 hours during the day, because circadian dysfunction can predispose to cardiovascular diseases (CVDs). The circadian dysfunction may worsen due to risk factors, although protective factors such as prayer, meditation and moderate physical activity may prevent circadian dysfunction [2-4]. The aim of the present study is to emphasize the beneficial role of prayer, mindfulness and meditation in the protection against circadian dysregulation in the body, thereby preventing CVDs, especially sudden cardiac death (SCD).

* Correspondence: Dr. Manal Smail, PhD
Email: farawla-9@hotmail.com

**ॐ अग्निमीळे पुरोहितं यज्ञस्य देवमृत्विजम्। होतारं रत्नधातमम्॥
१॥**

**Agnimile purohitam, yagyasya devamrtvijam, I
hotaram ratnadhatamam II (Rigveda: 5000 BCE)**

**Oh God of Fire, I venerate and Pray via this worship
of sacrifice; You were present before the genesis of
the universe and the universe is produced via your
incarnation as God of fire.**

**Oh God of fire, you bestow treasure parexcellence,
you are to be worshiped at any time and any season;
Thou God of fire, give Ecstasy, to every one in the
whole of the universe.(5000 BCE)**

Singh et al, WHJ 2021

Figure 1. Prayer from the first book upon Earth; in Sanskrit followed by recitation in Sanskrit, then gist in English (Rigveda, 5000 BCE).

Review and Results

Religious traditions across the world display beliefs in healing by practice of meditation, prayer and mindfulness [1-4]. However, frequent communal prayer is correlated with an increased incidence of anxiety-related symptoms, although worship service attendance is negatively associated with reported anxiety [1]. Prayer and meditation appear to be powerful traditions, because they focus our thoughts on something outside ourselves such as environmental stress [1, 4]. Emotional stress may be associated with excitation of the central nervous system (CNS), with increased sympathetic activity, characterized by thrust in survival mode where one may freeze, fight and flight or flee the situation [1]. It segregates to move away from the present state of being into a future

quiet state, with shutting down of executive functioning and inhibition of thought process, resulting in poor decision making [1-3]. There is much evidence that diet and lifestyle factors as well as behavioral factors may influence circadian clock function as depicted in Table 1.

In an epidemiological study, among 209 subjects above 25 years of age, ambulatory blood pressure (BP) monitoring was recorded every 30 minutes for 4-7 days and data were analyzed [4]. The MESOR of systolic and diastolic BPs increased with age, body mass index and alcoholism. The consumption of fruits, vegetables and legumes was inversely associated, whereas regular active prayer was associated with decreased heart rate or increased heart rate variability (HRV), as illustrated in Figure 2.

Table 1. Risk Factors of circadian dysfunction

1. Too much exercise causing too much exertion
2. Disturbed sleep, late night sleep, short sleep (<6 hours)
3. Depression
4. Anxiety and stress
5. Aggression
6. Alcoholism (>10 drinks per week)
7. Tobacco (.1 or more per week)
8. Western diet and general modern life style habits

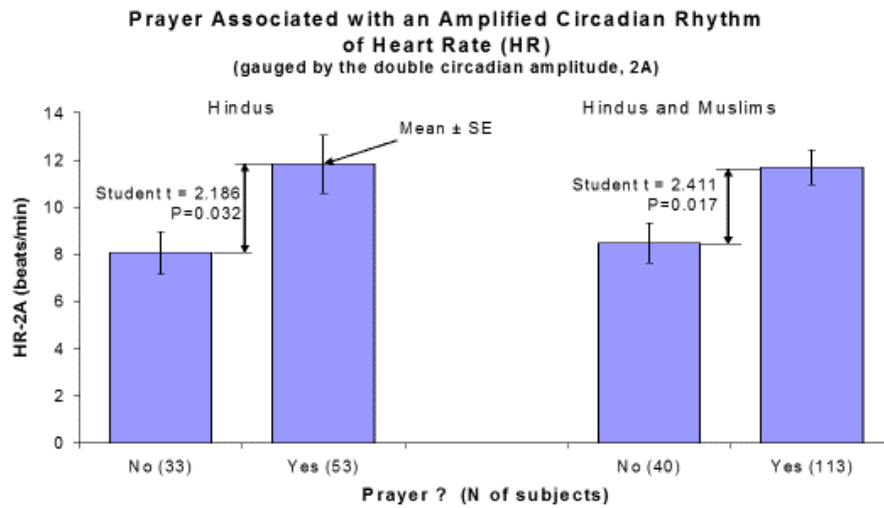


Figure 2. Charts showing the association of active prayer with increased heart rate variability (from [4]).

In a cohort study involving 9,868 subjects, 10% had optimal sleep and the rest 90% sleep difficulties [5]. Of the paying subscribers to Calm (App in a mobile) who have used one of the sleep components, about 90% had sleep difficulties and 77% started using Calm primarily for sleep. These descriptive data point to areas of focus for continued refinement of app features and content, followed by prospective trials testing efficacy of consumer-based meditation mobile apps for improving sleep [5]. In a functional imaging study with 8 mentally healthy spiritual subjects and 8 matched controls, the effects of psychotic experiences were examined [6]. The results showed stronger activation in the lateral occipital cortex, posterior cingulate cortex (PCC), temporal pole, middle temporal gyrus and orbitofrontal cortex during the mediumistic-trance state. There was an increased functional connectivity within auditory and sensorimotor Resting State Networks (RSN) during mediumistic-trance compared to resting and imaginative-trance conditions. It is possible that preserved engagement of prefrontal cortex and connectivity of the default-mode network that indicate maintained introspective control over non-pathological psychotic-like experiences [6].

In a randomized, controlled trial, the effects of a standardized mindful awareness practices (MAPs) intervention ($n = 24$) or a sleep hygiene education (SHE) intervention ($n = 25$) were examined [7]. After receiving a 6-week intervention (2 hours per week) with assigned homework, the subjects in the Inter-

vention Group (MAPs) group showed significant ($p < 0.05$) improvement compared to those in the Control Group (SHE group) on the Pittsburg Sleep Quality Index (PSQI). The mean (SD) PSQIs were 10.2 (1.7) at baseline and 7.4 (1.9) at post-intervention, whereas in the control group, with the SHE intervention, the mean (SD) PSQIs were 10.2 (1.8) at baseline and 9.1 (2.0) at post-intervention. The between-group mean difference was 1.8 (95%CI: 0.6–2.9), with an effect size of 0.89. The MAPs group showed significant improvement relative to the SHE group on secondary health outcomes of symptoms due to insomnia, depression, fatigue interference, and fatigue severity ($p < .05$ for all). Since these psychological disorders are known to have adverse effects on sleep quality and circadian dysfunctions, it poses the possibility that intervention with mindfulness may be protective against circadian dysfunction (Figures 3 and 4) [4, 7].

Neurobiological Effects of Meditation and Mindfulness

Mindfulness and meditation may be components of worship prayer, hence worship prayer may have the following biological effects [4-8]:

1. Functional and also structural alterations in grey and white matter, particularly in areas related to attention and memory, interoception and sensory processing, or self- and

- 2. The levels of neurotransmitters such as dopamine and melatonin are found to increase, serotonin activity is modulated, and cortisol, as well as norepinephrine, have been proven to decrease.
- 3. These findings are reflected in functional and structural changes documented by imaging techniques such as functional magnetic resonance imaging (fMRI) or electroencephalography (EEG).
- 4. They may be relevant for medicine and health care, especially with reference to therapeutic strategies; change in behavior and life-style modification, or in association with stress regulation and the treatment of addiction.
- 5. Neuronal mechanisms of mindfulness can be divided into four areas including regulation of attention, body awareness, regulation of emotion and optimism and feeling of well-being.
- 6. Absolute mindfulness with meditation can provide the feeling of ecstasy.

Estimated Pittsburgh Sleep Quality Index at Preintervention and Postintervention, Indicating that Mindfulness Intervention can provide benefit to Sleep Quality; hence can Regulate Circadian Dysfunction.

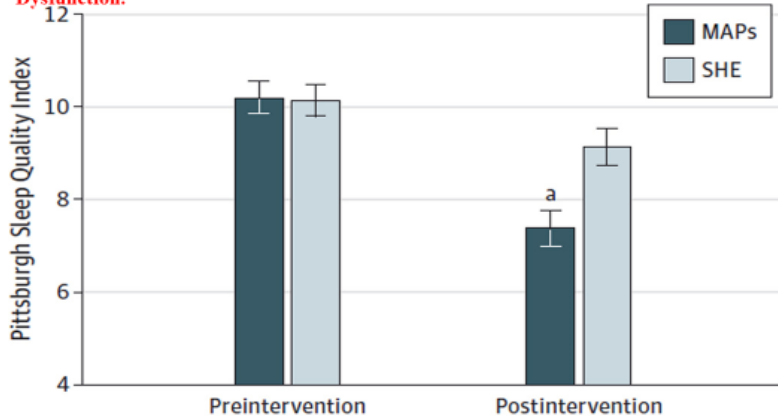


Figure 3. Estimated Pittsburgh Sleep Quality Index at Pre-intervention and Post-intervention, indicating that mindfulness intervention can provide benefit to sleep quality, and hence can regulate circadian dysfunction (Adapted from [7]).

Estimated Fatigue Symptom Inventory–Interference and Beck Depression Inventory II Scores at Preintervention and Postintervention, Indicate benefits in both Symptoms.

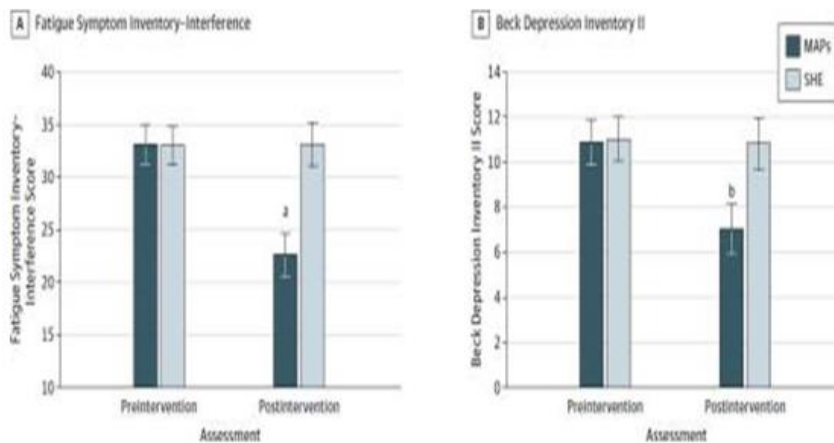


Figure 4. Estimated Fatigue Symptom Inventory–Interference and Beck Depression Inventory II Scores at Pre-intervention and Post-intervention indicate benefits in both symptoms. (Adapted from [7]).

In conclusion, the religious perspective of research on this area may help toward a better understanding of the human experience of spirituality and religion. Research on intervention with prayer, meditation and mindfulness may help elucidate the complex workings of the human brain as well as the overall relationship between brain states and body physiology and circadian function. Regular practice of prayer as worship, meditation and mindfulness intervention may have beneficial effects on psychological disorders with improvement in sleep quality, leading to decrease in circadian dysfunction.

Acknowledgements

The authors declare that they have no conflict of interest with this work. Acknowledgments are given to the Tsim Tsoum Institute, Krakow, Poland, for providing logistic support to write this article.

References

- [1] Bartkowski JP, Gabriel A, Acevedo ID and Loggerenberg HV. Prayer, meditation, and anxiety: Durkheim Revisited. *Religion* 2017; 8: 191-199.
- [2] Puzia M, Laird B, Green J, Huberty J. Parents' Perceptions of Their Children's Engagement in a Consumer-Based Meditation Mobile App: Cross-Sectional Survey Study. *JMIR Pediatr Parent* 2020; 3(2): e24536.
- [3] Black DS, O'Reilly GA, Olmstead R, Breen EC, Irwin MR. Mindfulness meditation and improvement in sleep quality and daytime impairment among older adults with sleep disturbances: a randomized clinical trial. *JAMA Intern Med* 2015; 175(4): 494-501. doi:10.1001/jamainternmed.2014.8081.
- [4] Singh RB, Cornelissen G, Otsuka K, Juneja L and Halberg F. Coronary Risk Factors and Ambulatory Blood Pressure and Heart Rate in Asian Indians. *The Open Nutr J* 2012, 4: 79-80.
- [5] Huberty J, Puzia ME, Larkey L, Irwin MR, Vranceanu AM. Use of the consumer-based meditation app calm for sleep disturbances: Cross-Sectional Survey Study. *JMIR Form Res* 2020; 4(11): e19508. doi:10.2196/19508.
- [6] Mainieri AG, Peres JFP, Moreira-Almeida A, Mathiak K, Habel U, Kohn N. Neural correlates of psychotic-like experiences during spiritual-trance state. *Psychiatry Res Neuroimaging* 2017; 266: 101-107.
- [7] Black DS, O'Reilly GA, Olmstead R, Breen EC, Irwin MR. Mindfulness meditation and improvement in sleep quality and daytime impairment among older adults with sleep disturbances: a randomized clinical trial. *JAMA Intern Med* 2015; 175(4): 494-501. doi:10.1001/jamainternmed.2014.8081.
- [8] Huberty J, Puzia M, Eckert R, Larkey L. Cancer Patients' and Survivors' Perceptions of the Calm App: Cross-Sectional Descriptive Study. *JMIR Cancer*. 2020; 6(1): e16926.