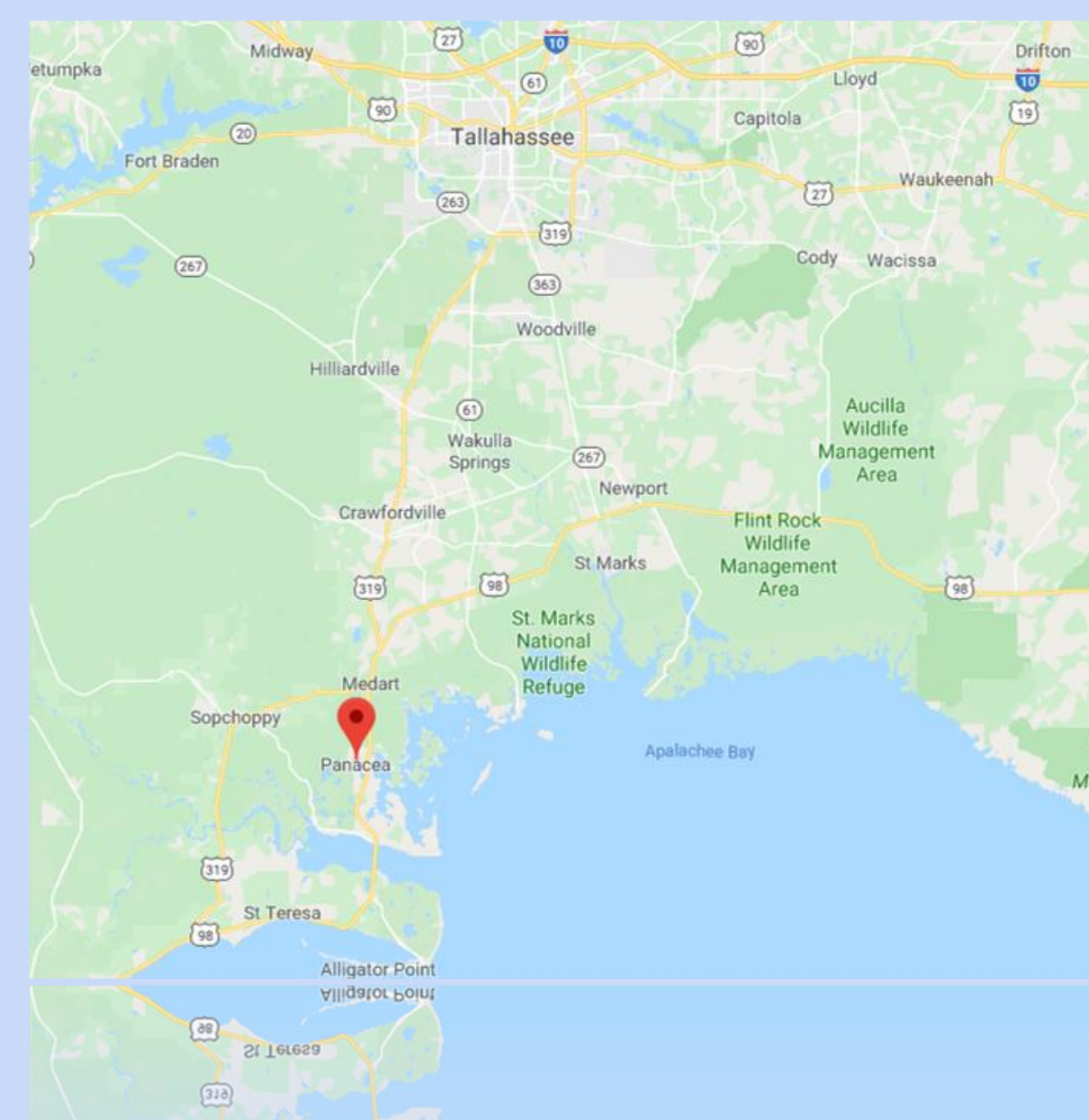


History/Facts

- Jack Rudloe, a marine collector based in Panacea, Florida, sent marine invertebrate specimens to the NCI for testing at the request of Dr. Jonathan Hartwell
- Bugula neritina* showed promising in testing against PS-100 Leukemia
- Dr. George R. Pettit (Arizona State University) first isolated the active compound and named it **Bryostatin**
- Bugula* colony is ~3-5 inches across and has an outer coating of Calcium Carbonate in addition to other calcium compounds
- Bryostatin is present in *Bugula* at 10⁻⁷ % by mass
- A picture of *Bugula neritina* has been provided
- In 1991, 14 tons of *Bugula* produced only 18 grams of Bryostatin

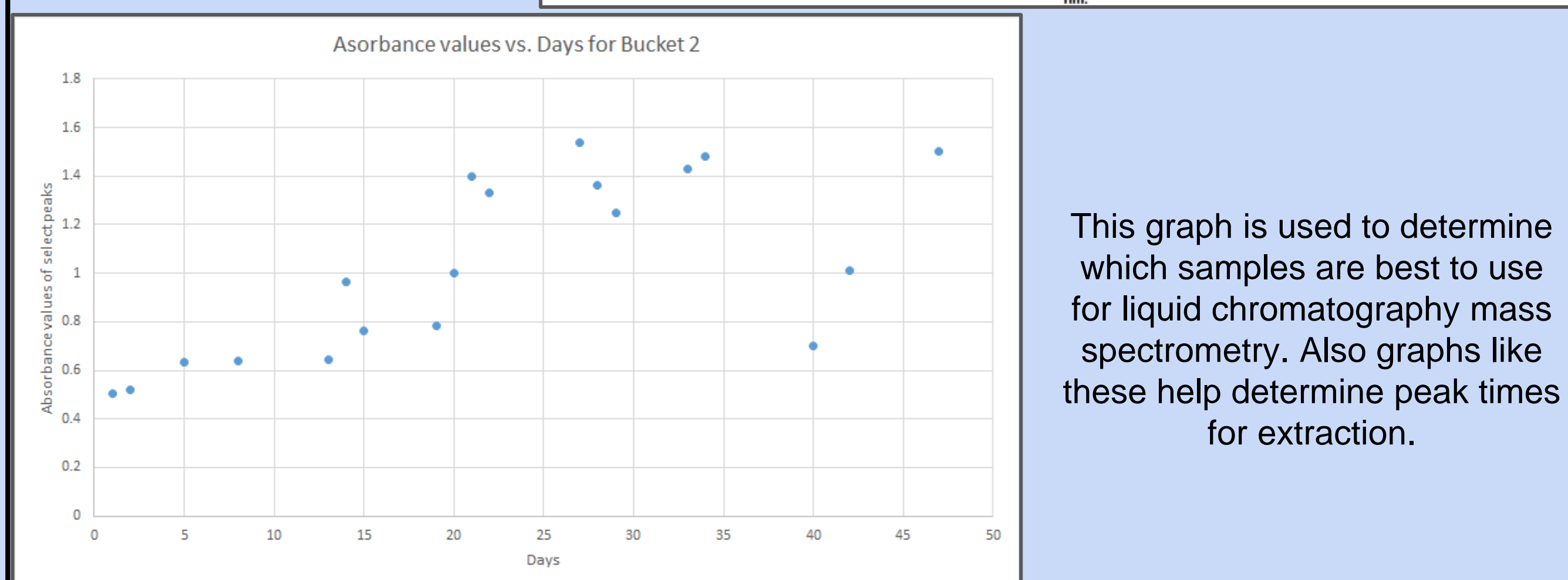
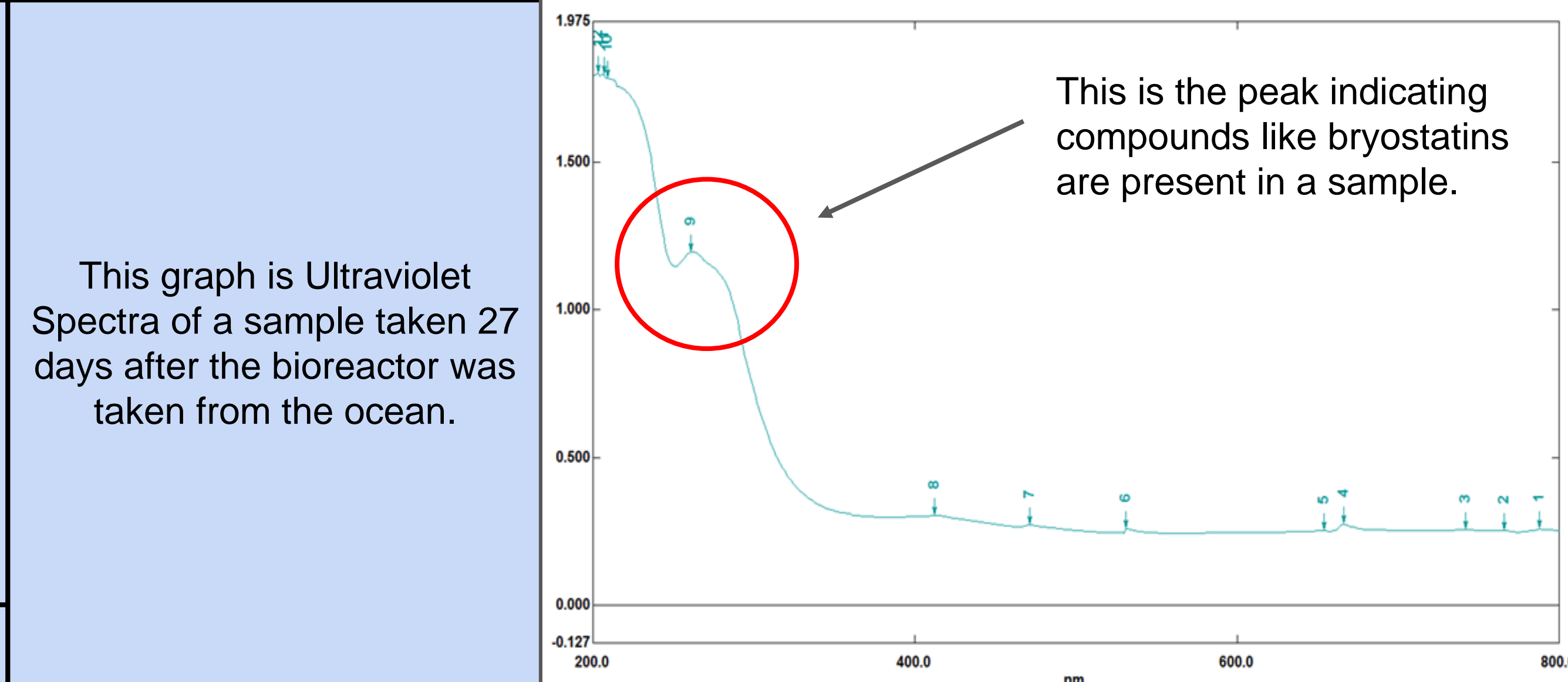


An Economical Synthesis Route in the Ocean for the Marine Natural Product, Bryostatin

By Thomas Falkenhausen, Matt Cowan, Michael Tidwell
Department of Chemistry, Valdosta State University
Faculty Sponsor: Dr. Thomas Manning

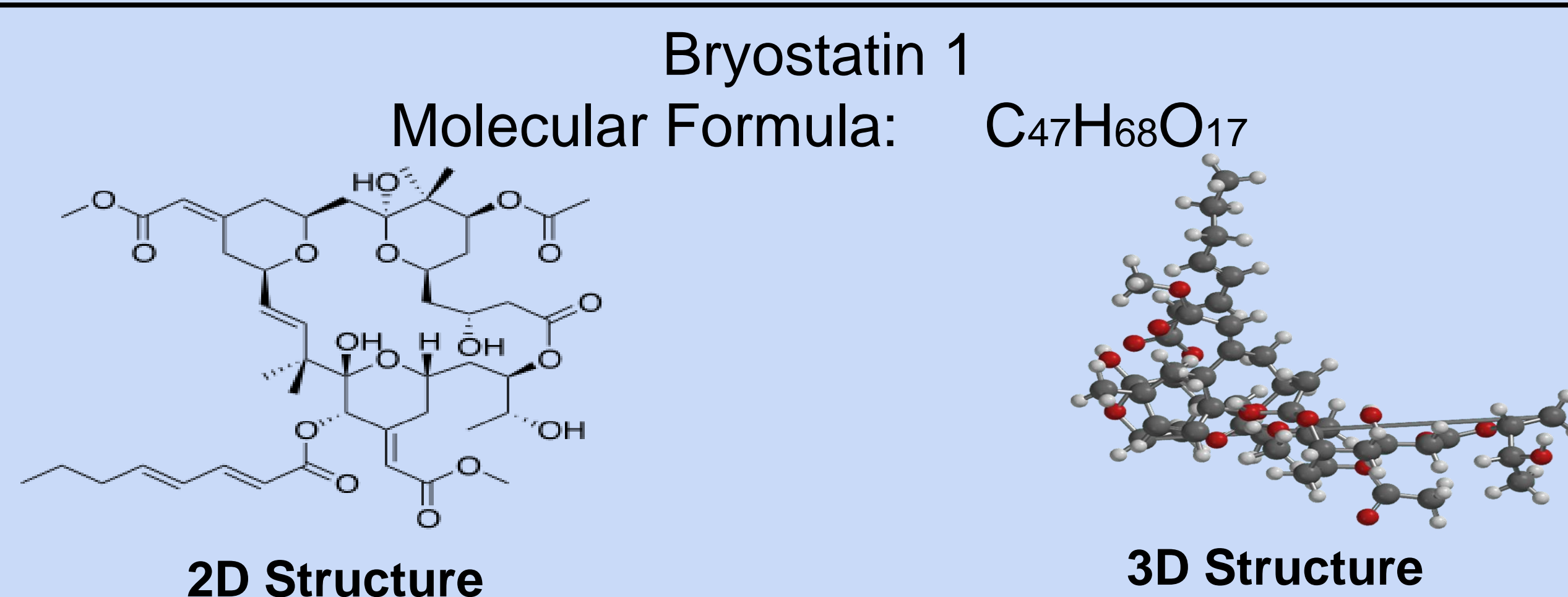
Abstract:

Bryostatin is a marine natural product found in minute amounts in nature. Cost 17 million USD/gram, this molecule targets latent HIV reservoirs, has potential for slowing the progression of Alzheimer's, and demonstrates strong anti-cancer properties. We have developed an economical synthesis of bryostatin through the creation of a bioreactor that cultivates a symbiotic bacterium which lives on the bryosome *B. Neritina*. This bioreactor is comprised of inexpensive organic materials providing essential nutrients which promotes the growth of the bacterium. Our bioreactor was deployed off the Gulf Coast for a short period to attract our symbiotic bacterium. This bioreactor was returned to the lab where it was monitored weekly for 2 months with sample extraction every other day. Each sample was labeled and stored in cold storage to prevent the degradation of bryostatin. After our collection period, we ran each sample through a UV Spectrometer to determine the possible presence of Bryostatin. Promising samples were, then, ran through a liquid chromatography mass spectrometer to determine the different types of Bryostatin present

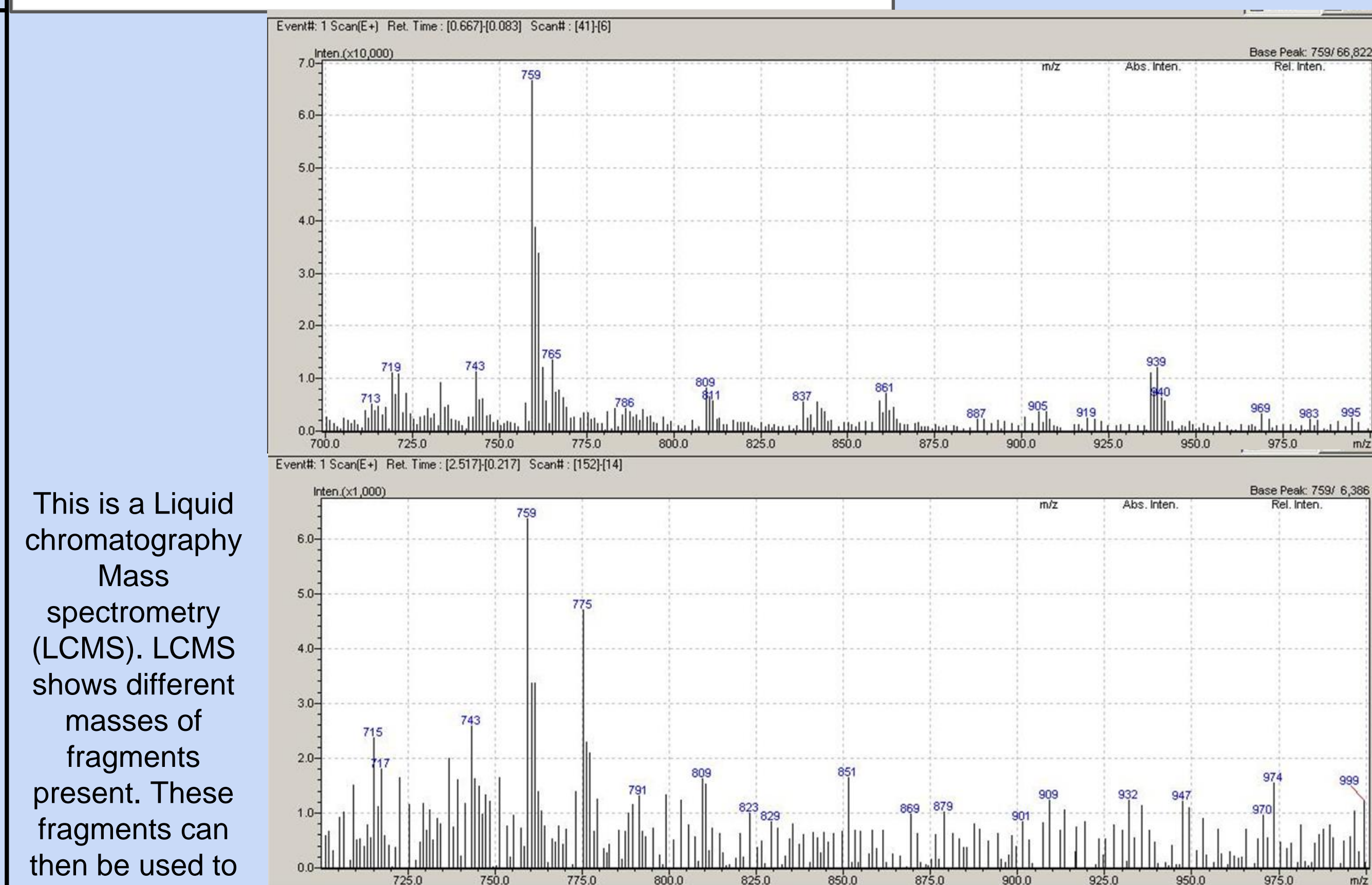


Synthesis/ Pricing

- Lab synthesis of Bryostatin is an economically infeasible process
- Bryostatin 1, 2, 3, 7, 9, and 16 have 1b synthesis steps
 - Number of steps ranges from 29 (Byro. 1, Keck) to 88 (Bryo. 3, Keio University)
- Most recent synthesis of Bryo. 1 was completed in 2017 (Keck)
- Bryo. 8 was synthesized in 2018 by Song, et. al.
- Current Bryo-1 Price: 176 (USD) per 10 µg
- Price Of Top Alzheimer Drug Razadyne: 344 (USD) per 60 tablets of 4 mg apiece
- Comparison: For 1 Month of Treatment a patient would pay 4.2 million (USD) for a Bryo-1 prescription.



- | | |
|-------------------------------|--------|
| Bioactivity Properties | ----- |
| ● GPCR Ligand | - 3.06 |
| ● Ion Channel Modulator | - 3.53 |
| ● Kinase Inhibitor | - 3.58 |
| ● Nuclear Receptor Ligand | - 3.29 |
| ● Protease Inhibitor | - 2.46 |
| ● Enzyme Inhibitor | - 2.94 |
| Physical Properties | ----- |
| ● mi LogP | 5.38 |
| ● TPSA | 240.14 |
| ● # atoms | 64 |
| ● Molar Weight | 905.04 |

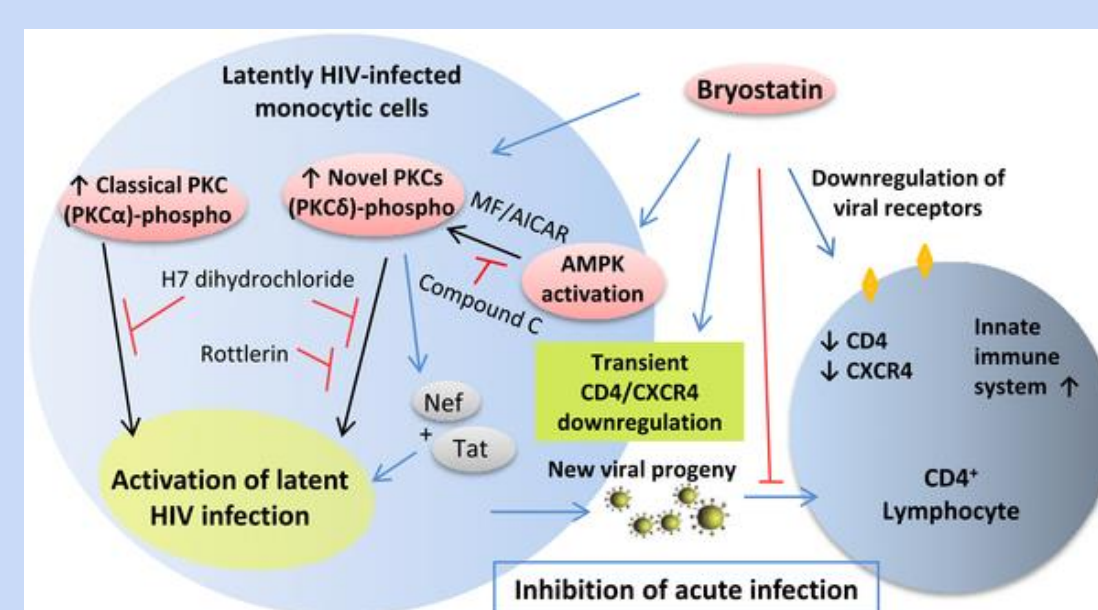


PubChem Substance ID 24891991 | Molecular Weight 905.03 | MDL number MFCD00893832

SKU-Pack Size	Availability	Pack Size	Price (USD)	Quantity
B7431-10UG	Available to ship on 12/31/19 - FROM	10 µG	176.00	0

Medicinal uses

- Activator Of Protein Kinase C
- Reactivator of Latent HIV Reservoirs
- Reverses Alzheimer's Disease (PKCε)
- Anti-Cancer Agent
- Inhibitor Of Tumor Cell Proliferation
- Induces Cell Differentiation
- Promotor Of Apoptosis
- Synthetic Versions Of Bryostatin-1 Widely Unavailable
- Reduces Chikungunya-Virus Induced Cell Death (Wendel et al.)



- Explanation
- These calculations show different properties
 - The biological properties show how the drug interacts with the different binding sites with the body.
 - The physical properties provide the base on how the drug needs to be administered due to the different physical properties, solubility, ect.

Our Method

The Bioreactor first begins with inexpensive materials combined together on the site at which we choose to deploy it. The cheap materials provide the media that attracts the bacteria we are targeting.

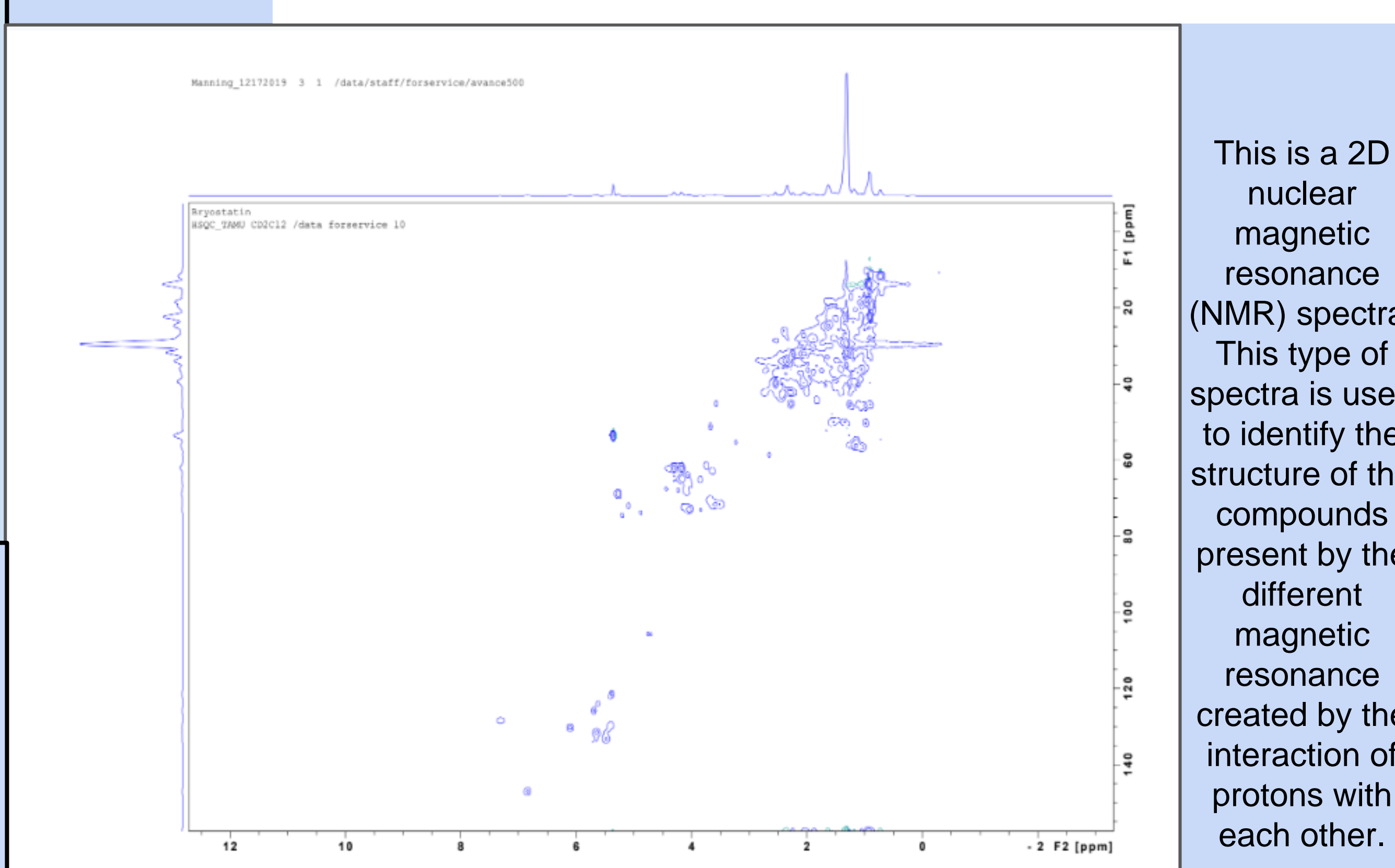
The Bioreactor is then transported to the lab to allow the biofilm to grow. Over the weeks, The bioreactor is monitored with samples "Like the one to the left" are taken to be tested. Different indicators are used to determine presence of bryostatins.

After the Bioreactor is assembled it is deployed out in the water for a certain amount of time to allow the bacteria to migrate.

Once the concentration of Bryostatins is highest, the bioreactor is set to dry and be prepped for extraction

Conclusion

Results conclude that our method is viable for the production of the marine natural product bryostatin. Bioreactor tests show that bryostatins are naturally synthesized during the two months of cultivation. With further trials, we can optimize our method and increase the yield of the desired product. Eventually, our method can be scaled to commercial levels. This scaling can allow a more economic source of bryostatins for the market and further allowing research in the many field that could not be done due to high cost.



References

- Nelson, T.J.; Sun, M. K.; Lim, C.; Sen, Abhik, S.; Khan, T.; Chirila, F.V.; Alkon, D.L. Bryostatin Effects on Cognitive Function and PKCε in Alzheimer's Disease Phase Ila and Expanded Access Trials. *J. Alzheimers Dis.* [Online] 2017, 58, 521-535. <https://www.ncbi.nlm.nih.gov/pmc/articles/PMC5438473/pdf/jad-58-jad170161.pdf>
- Manning, T.; Jones, R.; Little, B.; Lannon, C.; Kean, G.; Nienow, J. Development Of A Green Technology Approach To Marine Natural Products Synthesis: Mineral-Based Microbial Amplification System To Make Bryostatins. *Technology & Innovation* 2010, 12 (2), 171-185.
- Manning, T. J.; Land, M.; Rhodes, E.; Chamberlin, L.; Rudloe, J.; Phillips, D.; Lam, T. T.; Purcell, J.; Cooper, H. J.; Emmett, M. R.; Marshall, A. G. Identifying Bryostatins and Potential Precursors from the Bryozoan Bugula Neritina. *Natural Product Research* 2005, 19 (5), 467-491.
- Manning, T. J.; Rhodes, E.; Land, M.; Parkman, R.; Sumner, B.; Lam, T. T.; Marshall, A. G.; Phillips, D. Impact of Environmental Conditions on the Marine Natural Product Bryostatin 1. *Natural Product Research* 2006, 20 (6), 611-628.
- Stavness, D.; Abdelnabi, R.; Near, K.E.; Nakagawa, Y.; Neys, J.; Delang, L.; Leyssen, P.; Wender, P.A. Inhibition of Chikungunya Virus-Induced Cell Death by Salicylate-Derived Bryostatin Analogues Provides Additional Evidence for a PKC-Independent Pathway. *J. Nat. Prod.* [Online] 2016, 79, 680-684. <https://www.ncbi.nlm.nih.gov/pmc/articles/PMC4942189/>
- Wu R.; Chen, H.; Chang, N.; Xu, Y.; Jiao, J.; Zhang, H. Unlocking the Drug Potential of the Bryostatin Family: Recent Advances in Product Synthesis and Biomedical Applications. *Chem. Eur. J.* 2019, 25, 1-31.
- Additional References can be sent as requested