



*Citation for published version:*

Agarwal, N, Thomas, L, Nasrallah, A, Sainna, MA, Freakley, SJ, Edwards, JK, Catlow, CRA, Hutchings, GJ, Taylor, SH & Willock, DJ 2020, 'The direct synthesis of hydrogen peroxide over Au and Pd nanoparticles: A DFT study', *Catalysis Today*. <https://doi.org/10.1016/j.cattod.2020.09.001>

*DOI:*

[10.1016/j.cattod.2020.09.001](https://doi.org/10.1016/j.cattod.2020.09.001)

*Publication date:*

2020

*Document Version*

Peer reviewed version

[Link to publication](#)

*Publisher Rights*

CC BY-NC-ND

## University of Bath

### Alternative formats

If you require this document in an alternative format, please contact:  
[openaccess@bath.ac.uk](mailto:openaccess@bath.ac.uk)

**General rights**

Copyright and moral rights for the publications made accessible in the public portal are retained by the authors and/or other copyright owners and it is a condition of accessing publications that users recognise and abide by the legal requirements associated with these rights.

**Take down policy**

If you believe that this document breaches copyright please contact us providing details, and we will remove access to the work immediately and investigate your claim.

## The direct synthesis of hydrogen peroxide over Au and Pd nanoparticles: A DFT study.

Nishtha Agarwal<sup>a</sup>, Liam Thomas<sup>a</sup>, Ali Nasrallah<sup>a</sup>, Mala A. Sainna<sup>a</sup>, Simon J. Freakley<sup>b</sup>, Jennifer K. Edwards<sup>a</sup>, C. Richard A. Catlow,<sup>a</sup> Graham J. Hutchings<sup>a</sup>, Stuart H. Taylor<sup>a</sup>, and David J. Willock.<sup>a\*</sup>

a) Cardiff Catalysis Institute, School of Chemistry, Cardiff University, Cardiff, CF10 3AT, UK.

b) Department of Chemistry, University of Bath, Claverton Down, Bath, BA2 7AY, UK.

\*corresponding author: willockdj@cardiff.ac.uk

### Abstract

Catalysts consisting of Au, Pd and their alloys have been shown to be active oxidation catalysts. These materials can use dioxygen or hydrogen peroxide as the oxidant with CO and activated organic molecules using O<sub>2</sub>(g) while more challenging cases, such as methane to partial oxygenates, relying on H<sub>2</sub>O<sub>2</sub>. Although H<sub>2</sub>O<sub>2</sub> is a green oxidant, the incorporation of dioxygen greatly reduces overall cost and so there is an incentive to find new ways to reduce the reliance on H<sub>2</sub>O<sub>2</sub>. In this study we use DFT calculations to discuss the direct synthesis of H<sub>2</sub>O<sub>2</sub> from H<sub>2</sub>(g) and O<sub>2</sub>(g) and use this understanding to identify the important surface species derived from dioxygen. We cover the adsorption of oxygen, hydrogen and water to model Au and Pd nanoclusters and the oxidation of the metals, since reduction of any oxides formed will consume H<sub>2</sub>. We then turn to the production of a surface hydroperoxy species; the first step in the synthesis of H<sub>2</sub>O<sub>2</sub>. This can occur via hydrogenation of O<sub>2</sub>(ads) with H<sub>2</sub>(ads) or via protonation of O<sub>2</sub>(ads) by solvent water. Both routes are found to be energetically reasonable, but the latter is likely to be favoured under experimental conditions.

### 1. Introduction

Gold and Palladium nanoparticles and their alloys have shown remarkable selectivity in a series of oxidation reactions over the last few decades.<sup>1,2</sup> The range of oxidation processes is very broad, from the removal of CO from waste gas streams to selective oxidations in organic chemistry and a similar range of proposed oxidation mechanisms have been put forward. Two main oxygen sources have been used depending on the specific chemistry required these are dioxygen and hydrogen peroxide. Clearly, processes that can employ dioxygen have an economic benefit over H<sub>2</sub>O<sub>2</sub> as a stoichiometric oxidant. Accordingly, there is interest in identifying how dioxygen can be employed more broadly. A promising link is to study the direct synthesis of H<sub>2</sub>O<sub>2</sub> from H<sub>2</sub>(g) and O<sub>2</sub>(g), for which AuPd alloy catalyst/support combinations have been optimised.<sup>3,4</sup> In this contribution we begin with a brief survey of oxidation chemistry using gold and palladium nanoparticles and then present new results detailing DFT calculations on the reaction of H<sub>2</sub>(g) and O<sub>2</sub>(g) over Au and Pd using clusters of 38 atoms to represent metal particles at the nanometre scale.

For the case of Au, low temperature CO oxidation is the most widely studied reaction<sup>5,6</sup> with important applications in pollution control and the removal of unwanted CO from hydrogen feed streams via the preferential oxidation of CO with O<sub>2</sub> (PROX) for ammonia synthesis and fuel cell applications.<sup>7</sup> It was quickly realised that the size of the Au catalyst particles was critical for CO oxidation activity, with particles below 5 nm being required. Fundamental DFT calculations contributed to our understanding of the oxidation mechanisms showing that even isolated Au<sub>10</sub> clusters are capable of activating O<sub>2</sub> by transfer of electron density to the molecule.<sup>8</sup> Cluster size effects were also investigated using model experimental systems under ultra-high vacuum. Goodman and co-workers, using a combination of STM and elevated pressure kinetics for Au supported on single crystal surfaces of TiO<sub>2</sub>, suggested that particles containing only two atomic layers were important in CO oxidation.<sup>9</sup> Landman and co-workers used a soft landing approach to deposit Au clusters with controlled size on well-defined MgO surfaces, concluding that significant CO oxidation activity could be seen for clusters as small as Au<sub>8</sub>.<sup>10</sup> In parallel DFT calculations they found that while CO adsorbs on metallic facets of the nanoparticles, O<sub>2</sub> is activated at the edge sites of the clusters in contact with the oxide support.<sup>11</sup> AuPd alloy catalysts supported on silica have also shown low temperature (300 K) CO oxidation activity.<sup>12</sup> However, for the most active Au catalysts, the oxidation of CO is thought to involve the activation of oxygen at the interface of the nanoparticles and reducible supports<sup>13</sup> (TiO<sub>2</sub>,<sup>14</sup> FeO<sub>x</sub>,<sup>15,16</sup> CeO<sub>2</sub><sup>17</sup>) with models showing that oxygen can be delivered in a Mars-van Krevelen (MvK) process.<sup>18,19</sup> There is a barrier to removal of lattice oxygen in this MvK pathway, so that at very low temperatures (around 130 K) CO oxidation using Au/TiO<sub>2</sub> will revert to the Au only mechanism seen on non-reducible supports.<sup>20</sup> The important influence of supports on the reactivity of Au nanoparticles has recently been reviewed.<sup>21</sup>

Both Au and Pd nanoparticles and their alloys have been shown to catalyse aldehyde and alcohol oxidations. Au/C catalysts have been shown to be superior to Pt/C for the oxidation of aldehydes to carboxylic acids in water.<sup>22</sup> Tsukuda and co-workers also showed that activated alcohols with a phenyl functional group substituent at the carbon atom of the alcohol can be converted to aldehydes with dioxygen as the oxidising agent using colloidal Au nanoparticle catalysts stabilised by poly(*N*-vinyl-2-pyrrolidone) (PVP), provided that a base is included in the aqueous reaction mixture.<sup>23</sup> In this work colloidal Au-PVP catalysts with a 1.3 nm diameter showed a 10<sup>3</sup> fold higher rate than that of larger particles (9.5 nm) whereas Pd-PVP nanoparticles showed little difference in rate as a function of size. The Au-PVP catalysed reactions also showed an isotopic effect that suggested the rate limiting step is the cleavage of

the C-H bond at the alcohol carbon atom. These observations led to the proposal that the Au-PVP catalysts operate in a different way to the Pd-PVP nanoparticles. For the case of Pd supported on hydroxyapatite, it has been proposed that the conversion of the alcohol takes place on Pd<sup>0</sup> nanoparticles with the H atoms abstracted from the alcohol as surface hydride species, these are then removed by oxygen in the form of hydrogen peroxide.<sup>24</sup> The Pd-PVP data seems to follow the same mechanism. On the other hand, Tsukuda proposed that the strong size dependence of activity with Au-PVP colloidal catalysts stems from the ability of small Au particles to activate dioxygen to form surface superoxo (O<sub>2</sub><sup>-</sup>) species, which have the ability to abstract H atoms from the co-adsorbed alcohol to achieve the oxidation. As the generation of the superoxo species is dependent on the Au nanoparticle size this route allows the observed rate enhancement to be understood. The gas phase oxidation of alcohols such as propanol, butanol, pentanol to aldehydes using Au supported on silica<sup>25</sup> may also follow a similar mechanism. For solution phase oxidation of glycerol Neurock, Davis and co-workers have also used labelling experiments combined with DFT calculations, to suggest that the oxidation of alcohols to acids at high pH actually involves hydroxide ions in the oxidation step, and that the role of dioxygen is to replenish these hydroxide ions on the catalyst surface.<sup>26</sup> Au-Pd alloyed nanoparticles have also shown high activities in the solvent free oxidation of primary alcohols with O<sub>2</sub> as the stoichiometric oxidant, with turn-over frequencies around 25 times greater than similar catalysts using either of the pure metals.<sup>27</sup> In this work particles with Au core and Pd shell structures were identified by STEM-XEDS mapping of the active nanoparticles.

Alkene oxidation of cycloalkenes can also be catalysed by Au/C with dioxygen as the oxygen donor using polar solvents or in solvent free conditions.<sup>28,29</sup> In this case dioxygen is brought into a radical reaction scheme, following an initial C-H homolytic bond cleavage in the position β to the double bond to produce an allylic radical.<sup>30</sup> More challenging alkene substrates, such as propene, require the co-feeding hydrogen.<sup>31</sup> The suggested mechanisms for epoxidation here involve hydrogen peroxide or hydroperoxyl species that are generated and used *in situ*, with the nanoparticles supported on a material with epoxidation catalysing sites such as anatase TiO<sub>2</sub>, or porous titania containing materials like TS-1.<sup>32,33</sup>

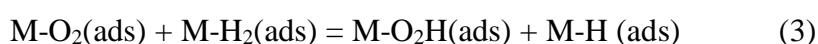
We have also shown that nanoparticles of AuPd alloys are active catalysts for the oxidation of methane to partial oxidation products, particularly methanol. Initially, using nanoparticles supported on titania,<sup>34,35</sup> it appeared that this reaction required the use of hydrogen peroxide as oxidant, and since the current market price of hydrogen peroxide is greater than methanol this imposes unacceptable costs on the process. However, recently we have demonstrated that, by

using a combination of dioxygen and small amounts of hydrogen peroxide as a radical initiator, around 70 % of the partial oxidation products generated when methane is reacted over AuPd colloidal catalysts contain oxygen atoms derived from the dissolved  $O_2$ .<sup>36</sup> This implies that, once the radical oxidation process is set in train, dioxygen can be incorporated into the product, making the process more efficient and cost effective.

It is interesting to reflect that each of these catalytic reactions make use of similar metal nanoparticles but there is a range of different ways that the oxidising species is derived. In both the alkene oxidation and methane partial oxidation examples, AuPd catalysts allow for the transformation of oxygen into an oxidising species with the electrophilic oxidation and radical chemistry characteristics of hydrogen peroxide. Indeed, one of the most important reactions that has been demonstrated with AuPd nanoparticles is their use to generate hydrogen peroxide directly from hydrogen and oxygen.<sup>37-39</sup> Hydrogen peroxide is an attractive chemical oxidant as the side product from the breakdown of  $H_2O_2$  during oxidation reactions is simply water, making it a green alternative to other oxidants such as iodates, chromate or permanganate. The current industrial method for  $H_2O_2$  synthesis relies on the sequential hydrogenation and oxidation of an alkyl anthraquinone, which has the advantage of avoiding the potential for explosive contact between hydrogen and oxygen.<sup>40</sup> This produces large quantities of highly concentrated hydrogen peroxide (up to 70 %), that has to be transported and then diluted locally to usable levels. The requirements for direct production of hydrogen peroxide to become economically viable in competition with the existing process have been discussed with the conclusion that small scale ( 10 kt per year ) for on-site usage would be key.<sup>41</sup> Local direct production that respects the flammability compositions of the reagents would have a number of benefits, but the catalytic efficiency is hampered by side reactions between hydrogen and oxygen to produce water directly and the decomposition of  $H_2O_2$  to water.<sup>42</sup> One of the important discoveries for the development of supported AuPd alloy catalysts is that acid pre-treatment of carbon supports can virtually switch off the hydrogenation of  $H_2O_2$  to water, and so greatly improve the reaction selectivity with respect to  $H_2$  utilisation.<sup>43</sup>

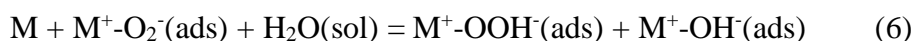
Lunsford and co-workers have carried out mechanistic investigation into direct synthesis of  $H_2O_2$  using Pd notionally supported on silica. However, their conclusions were that the active catalytic species is colloidal Pd<sup>44</sup> or  $PdCl_2(aq)$ <sup>45</sup> formed in the aqueous reaction mixture. They note that isotopic labelling experiments demonstrate that there is no scrambling of an  $^{18}O_2$ ,  $^{16}O_2$  mixture in the  $H_2O_2$  produced, indicating that oxygen dissociation occurs irreversibly and will only lead to the production of water. In later work using ethanol as solvent they found that

supported metallic Pd<sup>0</sup> was the active state of the metal and that oxidised Pd nanoclusters, PdO produce only water.<sup>46</sup> The stability of hydrogen peroxide in the reaction using supported AuPd alloy nanoparticles has been linked to the isoelectric point of the support.<sup>47</sup> The AuPd/C catalysts do not generate solution phase colloidal particles and operate as reusable heterogeneous catalysts in aqueous solution without the need for additional halide or acid.<sup>48</sup> Mechanistically, the production of hydrogen peroxide from O<sub>2</sub> and H<sub>2</sub> can be viewed as the hydrogenation of oxygen over the metal catalysts.<sup>49,47</sup>



Here oxygen and hydrogen gases dissolved in the solvent are adsorbed to the surface metal sites (M) in steps 1 and 2. Hydrogen is then dissociated and added directly to the adsorbed oxygen molecule (steps 3 and 4). Experimentally a roughly 1:1 molar ratio of O<sub>2</sub>(g) and H<sub>2</sub>(g) is used, with the partial pressures held outside of the lower bound of the explosive limit for this gas mixed with CO<sub>2</sub>(g) as the gas phase diluent.<sup>3</sup> The use of CO<sub>2</sub> as a diluent has the added advantage that it partially dissolves in the reaction mixture forming carbonic acid which stabilises the H<sub>2</sub>O<sub>2</sub> produced in the reaction against further reaction to H<sub>2</sub>O. We note that the Henry constants for O<sub>2</sub> and H<sub>2</sub> in water under standard conditions are of similar magnitude<sup>50</sup> (O<sub>2</sub>: 1.3×10<sup>-5</sup> mol m<sup>-3</sup> Pa<sup>-1</sup>, H<sub>2</sub>: 7.7×10<sup>-6</sup> mol m<sup>-3</sup> Pa<sup>-1</sup>) and so dissolved gases in solution in the correct stoichiometry should be present.

An alternative view has also been put forward based on a redox mechanism reminiscent of the electrochemical production of hydrogen peroxide,<sup>51,52</sup> following:



Here the surface is partially oxidised by the adsorbed molecular oxygen to produce a surface superoxide species (step 5). This is then protonated by solvent water or acid to form a surface hydroperoxide anion (step 6), which is itself protonated to form hydrogen peroxide (step 7). The role of the hydrogen reagent is now to reduce the two metal sites that have been oxidised in the preceding steps and restore the metal and solvent to complete the catalytic cycle (step 8).

This reaction scheme also points toward the possibility that the metal particle could be oxidised by the oxygen dissolved in the reaction mixture and then hydrogen is consumed to reduce the particle back to the metallic state producing water. This is a side reaction that will also decrease the efficiency of hydrogen peroxide production with respect to the hydrogen reagent.

In this contribution we use a DFT modelling approach to consider the adsorption of oxygen to model nanoparticles of Au and Pd and then compare the energetic profiles for particle oxidation and for the first step in the two proposed routes to hydrogen peroxide.

## 2. Methodology

All calculations were performed using the Vienna Ab initio Simulation Package (VASP)<sup>53,54,55,56</sup>. Metal particles containing 38 atoms (generically  $M_{38}$ , with  $M=Au, Pd$  or a specified stoichiometry in a core-shell structure) in a truncated octahedral geometry (Figure 1) were placed within a cubic periodic box of 25 Å on a side. A plane wave cut-off of 500 eV was found to be sufficient to converge the total energy of  $Au_{38}$  or  $Pd_{38}$  nanoparticles to less than 0.008 eV and so this cut-off was used throughout this study. Since we are modelling isolated nanoparticles only the  $\Gamma$ -point is needed in reciprocal space ( $k$ -point grid sampling  $1\times 1\times 1$ ). All calculations are performed using the generalized gradient approximation (GGA) using the functional of Perdew, Burke and Ernzerhof (PBE).<sup>57</sup> PW91 was not chosen as a suitable functional as it is widely reported to overestimate the binding energy of small molecules to metal surfaces.<sup>58,59</sup> All calculations are spin unrestricted and the Projector Augmented Wave method (PAW) is used to represent core states.<sup>60,61</sup> For gold this means that there are 60 core electrons represented by PAW and the states for 19 valence electrons are calculated explicitly while Pd has 36 core and 10 valence electrons. As these  $M_{38}$  particles differ from bulk metal it is assumed they contain discrete orbital energies as opposed to continuous bands observed within bulk metals therefore Gaussian smearing with a very small width of 0.001 was employed within VASP to ensure electronic smearing does not occur at the Fermi level. All geometry relaxations were performed with electronic and geometric convergence criteria set to  $10^{-6}$  eV and  $0.05 \text{ eV \AA}^{-1}$  respectively. For all geometry relaxation calculations using  $M_{38}$  clusters all atoms of adsorbate and clusters were allowed to move to find minima with no atomic restraints applied.

For the periodic slab calculations, 5-layered slabs were created by cleaving the optimised bulk fcc unit cells along the (111) and the (100) surfaces. Supercells in the surface vectors were then created by a (2×2) expansion for the (111) slab and a (3×3) expansion for the (100) case so that

the number of atoms in the (111) and (100) slabs was set to 80 and 90 atoms respectively. In order to avoid interactions between the periodically repeated slabs, a vacuum gap of 13 Å was used. The bottom three layers of each slab were fixed at their optimised bulk co-ordinates and the top two layers were free to move during optimisation calculations. The plane wave cut off for slab calculations was set to 400 eV. Slab calculations were carried out using the PBE+D3 level of theory and a dipole correction along the z-direction of the slab, perpendicular to the exposed surface, was included in all calculations.

The adsorption energy,  $E_{ads}$ , for the various molecular species was calculated as:

$$E_{ads} = E_{cl+m} - E_{cl} - E_m \quad (1)$$

Where,  $E_{cl+m}$ , is the calculated total energy for the optimised cluster or slab with the adsorbate in a given location,  $E_{cl}$ , is the calculated total energy for the optimised cluster or slab alone and  $E_m$ , is the calculated total energy for the optimised molecule alone, effectively in the gas phase. All three calculations employ the same periodic simulation cell and calculation parameters as defined above.

The research was carried out in two stages, firstly the adsorption and dissociation of dioxygen to Au<sub>38</sub>, Pd<sub>38</sub> and a Pd<sub>32</sub> shell/Au<sub>6</sub> core particle was considered in detail. Then calculations on the reaction of the adsorbed oxygen with dihydrogen and water were carried out. Oxygen adsorption was also used to compare pure PBE and PBE with dispersion corrections (PBE+D3) approaches and then the PBE+D3 approach was used to study the reaction scheme for hydrogen addition to O<sub>2</sub> to produce a surface bound OOH species.

Interaction of O<sub>2</sub> with the metal nanoparticles can lead to charge transfer from O<sub>2</sub> towards the cluster along with back donation from the metal into the  $\pi^*$  orbital of O<sub>2</sub>. To assess the balance of these processes, and decide the dominant direction of charge transfer, Bader charge analysis was performed to deduce atomic charges. This method applied to the charge density grid from VASP calculations, and was developed by Henkelman *et al.*<sup>62,63,64</sup> Grid spacing for Bader charge analysis was determined through investigation of a test system in which O<sub>2</sub> was adsorbed onto an Au<sub>13</sub> cluster. Total charge transfer to/from the O<sub>2</sub> molecule was determined by subtracting the calculated Bader charge from the valence charge of oxygen and the grid density increased until convergence was achieved at a grid spacing of 0.05 Å. The molecular oxygen charges are defined as the sum of excess charge on the two atoms so that a negative value indicates the oxygen molecule has gained electron density, whilst a positive value indicates O<sub>2</sub> has donated electron density to the metal particle.

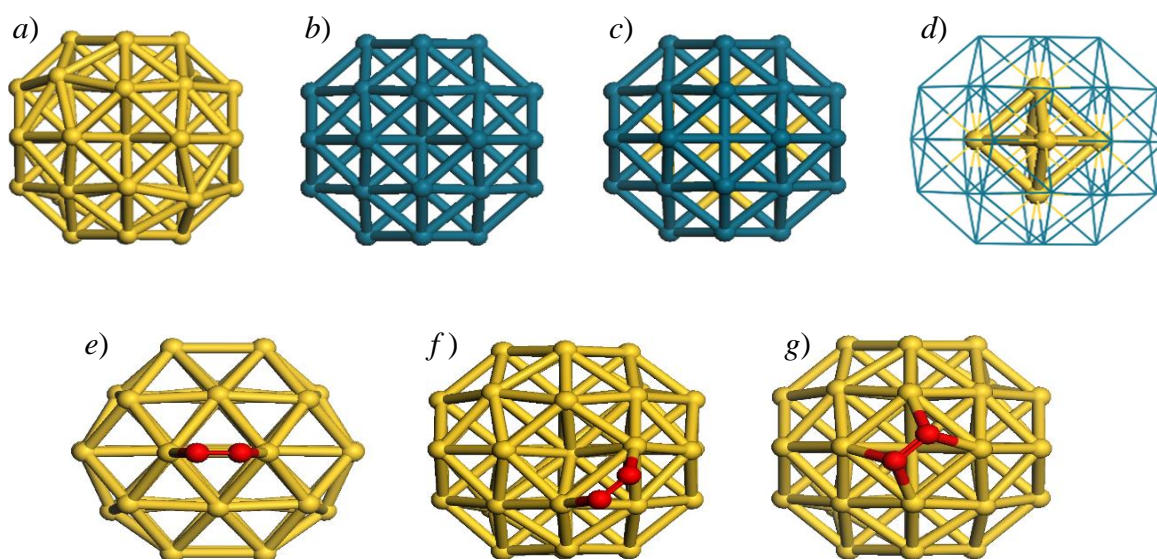


For the reactions presented here the energy of the transition state was estimated from the structure of the transition state on the minimum energy path between reactants and products using the Nudged Elastic Band (NEB)<sup>65</sup> method usually refined with the with climbing image modification developed by Henkelmen and co-workers.<sup>66,67</sup> The NEB method works by taking the start and end point of a reaction mechanism (the two minima) and interpolating a number of images between them. We use between 5 and 10 images in the NEB calculations to identify the transition states presented here, with the initial interpolation carried out using linear interpolation for diatomic dissociation and a group centred interpolation approach<sup>68</sup> for more complex cases. Transition states were verified by performing a frequency calculation on the proposed transition state system in order to locate a single imaginary frequency mode.

### 3. Results and Discussion

#### 3.1 Adsorption of oxygen

The truncated octahedral structure of the  $M_{38}$  particles used in this study is shown in figure 1a) – d). This shape is bounded by 8 hexagonal (111) like facets and 6 square (100) like facets and is one of the low energy structures seen for fcc metals in calculations<sup>69</sup> and used to represent nanoparticles in simulation of reaction pathways.<sup>70</sup> Nanoparticles with mostly (111) and (100) facets are also seen in high resolution STM images<sup>71</sup> of supported metals such as Pd and in high resolution electron microscopy studies of supported Au and Pd catalysts.<sup>72</sup> The



**Figure 1:** Structure of  $M_{38}$  clusters and molecular adsorption sites, a)  $Au_{38}$ , b)  $Pd_{38}$ , c)  $Au_6Pd_{32}$ , d)  $Au_6Pd_{32}$ , with Pd atoms shown in wireframe to highlight  $Au_6$  core. optimised structures for molecular adsorption of  $O_2$  on  $Au_{38}$  are also shown with  $O_2(ads)$  at e) the (111)-(111) edge, f) the (111)-(100) edge, g) the (100) face. Atom colours: Au; yellow, Pd; blue, O; red.

compositions used in this study consist of Au<sub>38</sub> (figure 1a), Pd<sub>38</sub> (figure 1b) and a particle with an Au<sub>6</sub> core and Pd<sub>32</sub> shell (figure 1c and d). These clusters are around 1 nm in diameter and so represent the smaller end of the experimentally observed particle size distributions. However, they do contain the dominant crystal facets and edge and corner sites that would be expected for the nanoparticles active in direct H<sub>2</sub>O<sub>2</sub> synthesis. As computational cost increases rapidly with cluster size these M<sub>38</sub> clusters also allow the large number of adsorption and barrier calculations carried out in this work to be undertaken. Experimentally, mixed Au and Pd catalysts have the highest activities for direct hydrogen peroxide synthesis and core-shell particles with this arrangement have been noted in electron microscopy studies of active catalysts,<sup>73</sup> although later studies demonstrated that random alloy particles are just as effective.<sup>3</sup> In this modelling study we will use the core shell particle to consider the influence of Au on the reactivity of Pd with adsorbed oxygen. Each nanocluster was cut from the fcc structure of the parent bulk metal with the core shell particle adapted from the Pd<sub>38</sub> cluster by replacing the central six atoms with Au. Each was then placed in a cubic simulation periodic cell with a side dimension of 25 Å and fully relaxed prior to use with the addition of adsorbates. The resulting energies allow us to estimate the energy of formation of each nanoparticle from the bulk solid giving Au<sub>38</sub>: 60 kJ mol<sup>-1</sup>, Pd<sub>38</sub>: 90 kJ mol<sup>-1</sup> and Au<sub>6</sub>Pd<sub>38</sub>: 92 kJ mol<sup>-1</sup>, where the values refer to a mole of atoms in each case. We note that the values are all positive, because of the surfaces created when cutting the clusters from the bulk lattice. Also that the mixed particle has the highest formation, presumably because an additional interface between Au and Pd is introduced. We also find that the average energy per atom to create the mixed metal nanoparticle from the single metal M<sub>38</sub> structures is only 7 kJ mol<sup>-1</sup>, suggesting that segregation of the nanoparticles is not as favourable as their agglomeration.

A survey of possible locations for O<sub>2</sub> adsorption on the Au<sub>38</sub> cluster identified the three geometries shown in figure 1e-g as the most favourable and these have been selected to compare oxygen adsorption on the clusters studied. For all clusters O<sub>2</sub> adsorption on the (100) face (figure 1g) gives a structure in which each oxygen atom is in a bridge position, whereas, at the two edge sites, (111)-(111) (figure 1e) and (111)-(100) (figure 1f) each O atom coordinates to a single M atom of the cluster. Figure 1e-g, actually shows the calculated geometries for the case of Au<sub>38</sub>. The response of the metal cluster to the presence of the adsorbate can also be seen in these images, for example in figure 1f adsorption of oxygen at the (111)-(100) edge site causes an increase in the Au-Au spacing for the metal atoms that are coordinated to the molecule.

**Table 1:** Adsorption energies calculated for molecular adsorption in the three different positions on the clusters studied.


System / method	$E_{ads} / \text{kJ mol}^{-1}$		
	(111)-(111) edge	(111)-(100) edge	(100) face
$\text{O}_2, \text{Au}_{38} / \text{PBE}$	-65	-69	-58
$\text{O}_2, \text{Pd}_{38} / \text{PBE}$	-124	-122	-153
$\text{O}_2, \text{Au}_6\text{Pd}_{32} / \text{PBE}$	-139	-142	-170
$\text{O}_2, \text{Au}_{38}\text{O}_2^a / \text{PBE}$	---	---	-8
$\text{O}_2, \text{Pd}_{38}\text{O}_2^a / \text{PBE}$	---	---	-166
$\text{O}_2, \text{Au}_6\text{Pd}_{32}\text{O}_2^a / \text{PBE}$	---	---	-174
$\text{O}_2, \text{Au}_{38} / \text{PBE+D3}$	-70	-93	-74
$\text{O}_2, \text{Pd}_{38} / \text{PBE+D3}$	-134	-133	-234 <sup>b</sup>
$\text{H}_2, \text{Au}_{38} / \text{PBE+D3}$	-3	-19	-40 <sup>b</sup>
$\text{H}_2, \text{Pd}_{38} / \text{PBE+D3}$	---	-104 <sup>b</sup>	-100 <sup>b</sup>
$\text{H}_2\text{O}, \text{Au}_{38} / \text{PBE+D3}$	-16	-26	-20
$\text{H}_2\text{O}, \text{Pd}_{38} / \text{PBE+D3}$	-23	-5	-24
$\text{H}_2, \text{Au}_{38}\text{O}_2(\text{ads}) / \text{PBE+D3}$	-100	-86	-87
$\text{H}_2, \text{Pd}_{38}\text{O}_2(\text{ads}) / \text{PBE+D3}$	----	-106 <sup>b,c</sup>	----
$\text{H}_2\text{O}, \text{Au}_{38}\text{O}_2(\text{ads}) / \text{PBE+D3}$	-134 (111) <sup>d</sup>	----	----

Note: *a*) Molecular adsorption of second  $\text{O}_2$  molecule in the presence of  $2\text{O}(\text{ads})$  *b*) On optimisation molecule dissociated. *c*) H atoms adsorbed in a bridging motif at the (111)-(100) edges. *d*) Water adsorbed with O at the centre of (111) facet forming H-bond to  $\text{O}_2(\text{ads})$ .

Table 1 gives a summary of the adsorption energies for each of the molecular species considered in this work. At the PBE level of theory we find that the strongest adsorption for  $\text{O}_2$  occurs at the edge formed by the junction of a (111) and (100) face on the  $\text{Au}_{38}$  cluster, with adsorption to the (100) face  $11 \text{ kJ mol}^{-1}$  less favourable. This preference is reversed on  $\text{Pd}_{38}$  and  $\text{Au}_6\text{Pd}_{32}$ , where a much more favourable adsorption energy is found for  $\text{O}_2$  directly adsorbed to the (100) facet.  $\text{Pd}_{38}$  also shows stronger adsorption of molecular oxygen than Au, with the adsorption energies between  $52 \text{ kJ mol}^{-1}$  and  $96 \text{ kJ mol}^{-1}$  more negative than for the Au case. The adsorption energy is strengthened further by the introduction of an Au core in the Pd particle with adsorption of  $\text{O}_2$  to the (100) facet of the  $\text{Au}_6\text{Pd}_{32}$  particle some  $17 \text{ kJ mol}^{-1}$  more favourable than seen for the pure Pd nanoparticle. This could be due to the larger Au

atoms in the core placing the surface Pd structure under strain<sup>74</sup> or an electronic effect of the Au core on the Pd shell.<sup>75</sup>

In all cases, Bader charge analysis shows that oxygen adsorption is accompanied by electron transfer from the metal particle to the molecule. As the partially occupied orbitals of O<sub>2</sub>(g) are anti-bonding  $\pi^*$  orbitals this charge transfer is accompanied by an elongation of the O-O bond. Figure 2 shows the relationship between the charge transfer calculated using Bader analysis and the bond extension compared to O<sub>2</sub>(g) in the triplet state calculated at the same level of



**Figure 2:** Relationship between bond extension and charge transfer for O<sub>2</sub>(ads) calculated at the PBE level. Au<sub>38</sub> (Yellow diamonds) Pd<sub>38</sub> (blue circles) and Au<sub>6</sub>Pd<sub>32</sub> (green squares). Sites at (111)-(111) and (111)-(100) edges and in the (100) face form two distinct groupings as indicated.

theory. In all cases the greatest bond extension and charge transfer effects are seen for adsorption to the (100) facet, with the calculated Bader charge for the O<sub>2</sub> adsorbate being between -0.73 |e| on the Pd<sub>38</sub> and Au<sub>6</sub>Pd<sub>32</sub> clusters and -0.81 |e| on the Au<sub>38</sub>. This level of charge transfer is consistent with the oxidation of the cluster and formation of a superoxo, O<sub>2</sub><sup>-</sup>, surface species. The effect also indicates that, particularly at the (100) location, the molecule is activated toward dissociation. For Pd nanoparticles of similar dimension to those used here, Tian *et al.* have also observed greater charge transfer to O<sub>2</sub>(ads) adsorbed to facets than to edge sites.<sup>76</sup>

Calculating the barrier to dissociation for O<sub>2</sub> using the NEB technique requires the identification of atomic adsorption sites for O atoms to use as the end point of the process. The lowest energy adsorption sites for atomic oxygen are in the three fold hollow sites of the (111) facet. Calculations on the atomic adsorption of O were also carried out to identify the lowest

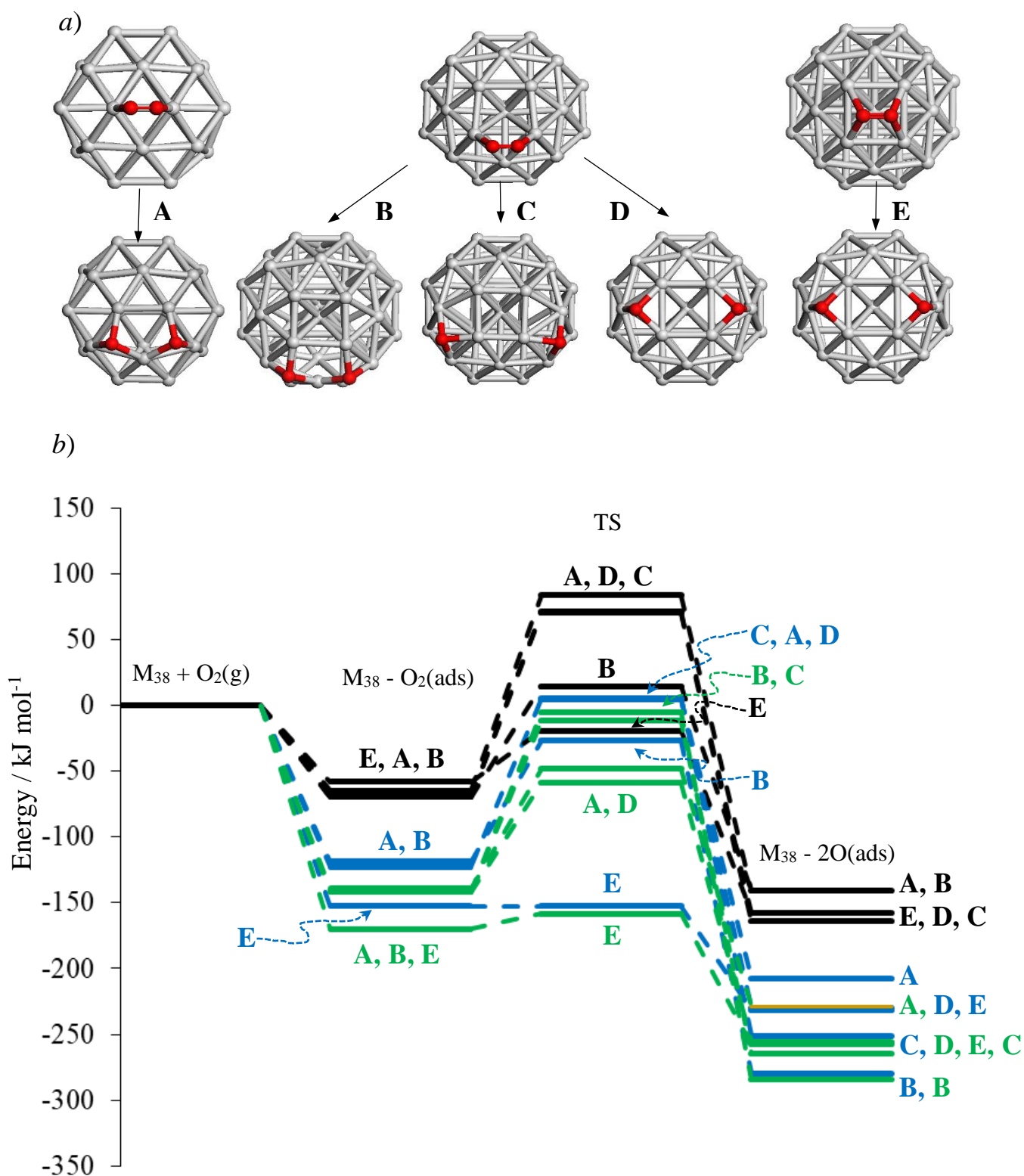
energy end points for the dissociation process with the proviso that they are also close enough to the molecular adsorption site to minimise the movement of the O atoms during the bond cleavage. Figure 3a shows the pathways considered, starting from the (111)-(111) edge or (100) facet there is only one choice of end point. However, there were actually three possibilities identified for the end point for an O<sub>2</sub> molecule adsorbed at the (111)-(100) edge. Accordingly five possible oxygen dissociation pathways were used on the Au<sub>38</sub>, Pd<sub>38</sub> and Au<sub>6</sub>Pd<sub>32</sub> clusters at the PBE level of theory and the resulting barrier plots shown in Figure 3b.

As has been noted from table 1, the adsorption of molecular oxygen to the Pd<sub>38</sub> and Au<sub>6</sub>Pd<sub>32</sub> clusters is notably more favourable than adsorption to the Au<sub>38</sub> cluster and this is seen again in figure 3b with all the molecular adsorption geometries for Au<sub>38</sub> at least 49 kJ mol<sup>-1</sup> higher in energy than any of the adsorption energies for Pd containing clusters.

On the Au<sub>38</sub> cluster the highest transition state energies are found for pathways A,D and C with energies relative to Au<sub>38</sub> + O<sub>2</sub>(g) of between 70 and 84 kJ mol<sup>-1</sup>. The corresponding barrier energies relative to the adsorbed state,  $\Delta E_b$ , are given in table 2 and range from 140 to 158 kJ mol<sup>-1</sup>. This group is followed by route B with a transition state energy 55 kJ mol<sup>-1</sup> lower in energy. It should be noted that a transition state energy greater than 0 kJ mol<sup>-1</sup> on these potential energy surfaces, which are relative to gas phase reagents and a clean cluster, implies that desorption of O<sub>2</sub> would have a higher rate than dissociation. Finally for Au<sub>38</sub> on figure 3, route E, starting from the (100) facet adsorption site, gives the lowest transition state energy (-19 kJ mol<sup>-1</sup>) and barrier (39 kJ mol<sup>-1</sup>). Inspection of the transition state geometries suggest that the (100) facet provides a particularly favourable route to dissociation, because the O atoms maintain a bridged geometry throughout the dissociation process, whereas for the other routes the transition state has at least one of the O atoms that is only singly co-ordinated to the cluster.

The importance of the (100) site for the dissociation of oxygen over Au clusters has been noted previously in the calculations of Boronat and Corma,<sup>77</sup> Roldan *et al.*<sup>78</sup> and Staykov *et al.*<sup>79</sup> Even though the Au<sub>38</sub> molecular and atomic adsorption structures are clearly energetically higher than those of the Pd<sub>38</sub> and the Au<sub>6</sub>Pd<sub>32</sub> core-shell structured clusters the transition state energies are not so clearly delineated. Routes C, A and D on Pd<sub>38</sub> and B and C on Au<sub>6</sub>Pd<sub>32</sub> actually have higher transition state energies than the lowest TS on Au<sub>38</sub>, route E. The combination of more favourable adsorption energies for O<sub>2</sub>(ads) and these high transition states leads to much higher barriers to molecular dissociation for these routes over the Pd containing particles (table 2). However, there are lower barriers for the Pd containing systems, in particular

route E is also preferred over both Pd<sub>38</sub> and Au<sub>6</sub>Pd<sub>32</sub>, giving a vanishingly small ( $< 1 \text{ kJ mol}^{-1}$ ) barrier on Pd<sub>38</sub> and a small ( $12 \text{ kJ mol}^{-1}$ ) barrier over Au<sub>6</sub>Pd<sub>32</sub>.



**Figure 3:** a) Oxygen dissociation pathways considered starting from  $\text{O}_2(\text{ads})$  at A) (111)-(111) edge, B, C, D) (111)-(100) edge, and E) (100) facet. Pathways end with atomic oxygen in nearest three fold hollow sites. Atom colours; metal, M: grey, O: red. b) Calculated potential energy surface for oxygen dissociation following pathways defined in (a) with  $\text{Au}_{38}$  (black),  $\text{Pd}_{38}$  (blue) and  $\text{Au}_6\text{Pd}_{32}$  (green). Where levels are closely spaced letters are given in highest to lowest order.

**Table 2:** Calculated barrier energies for O<sub>2</sub> dissociation relative to the molecularly adsorbed state at the PBE level of theory.

Route <sup>a</sup> / O <sub>2</sub> (ads) site	$\Delta E_b / \text{kJ mol}^{-1}$		
	Au <sub>38</sub>	Pd <sub>38</sub>	Au <sub>6</sub> Pd <sub>32</sub>
A / (111)-(111) edge	149	127	91
B / (111)-(100) edge	84	92	137
C / (111)-(100) edge	140	125	130
D / (111)-(100) edge	158	124	83
E / (100) face	39	< 1	12
E / Second O <sub>2</sub> (ads) <sup>b</sup>	50	5	8

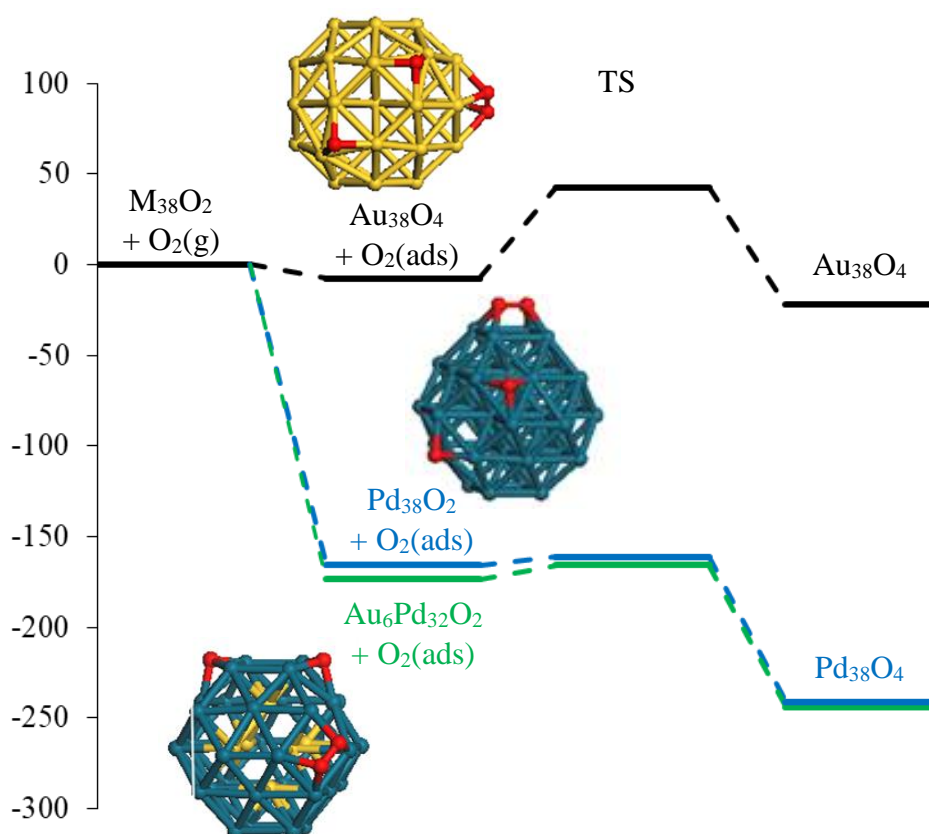
Note: *a*) As defined in figure 3*a*. *b*) Adsorption and dissociation of a second molecule of O<sub>2</sub> on the cluster already having the 2O(ads) from the first adsorption.

These data shows that the activation of O<sub>2</sub>(ads) noted from the Bader charge analysis and bond length extension reported in figure 2 leads to the facile dissociation of the molecule on Pd<sub>38</sub> and Au<sub>6</sub>Pd<sub>32</sub> and dissociation with a small barrier over Au<sub>38</sub>. This occurs *via* adsorption of the molecule to the (100) facet of the clusters, followed by dissociation to produce atomically adsorbed oxygen on the neighbouring (111) faces *via* route E of figure 3*a*. This is the first step in the oxidation of the clusters and so suggests that the Pd containing clusters in particular will be prone to oxidation when oxygen is present in the reaction mixture. To explore this further we also looked at the further addition of oxygen to the clusters.

As we have identified route E starting from the (100) facet of the M<sub>38</sub> clusters as providing the lowest barrier to dissociation in all cases the dissociation of a second molecule of O<sub>2</sub> was also started from the same position. For the second molecule we tested adsorption at all of the (100) facets of the clusters, each cluster has 6 such facets. Figure 4 shows the potential energy surface for the Au<sub>38</sub>, Pd<sub>38</sub> and Au<sub>6</sub>Pd<sub>32</sub> cases with inset images showing the lowest energy starting points. In each case the optimal molecular adsorption is at a different (100) facet to that at which the first O<sub>2</sub> molecule dissociated. This means that the second molecule has available nearby three-fold hollow sites on the adjacent (111) facets to accommodate the dissociated O atoms formed when the bond is broken. The adsorption energies calculated for the second O<sub>2</sub> molecule have also been included in table 1. For this second adsorption the behaviour of Au<sub>38</sub>O<sub>2</sub> is quite different to that of the Pd containing clusters. The adsorption energy of the second O<sub>2</sub>(ads) is 50 kJ mol<sup>-1</sup> less favourable than that of the first molecule to adsorb on the pristine cluster, reducing the adsorption energy to just -8 kJ mol<sup>-1</sup>. Whereas adsorption of the second molecule is actually more favourable than the first by 13 kJ mol<sup>-1</sup> for Pd<sub>38</sub> and by 4 kJ



mol<sup>-1</sup> for Au<sub>6</sub>Pd<sub>32</sub>. It appears that the Au<sub>38</sub> cluster, once partially oxidised, is unable to take up more oxygen as its ability to donate electron density to adsorbates is depleted. Figure 4 and table 2 also show that the barrier to dissociation from the molecularly adsorbed state is also increased compared to that for the first molecule of oxygen that was adsorbed. Again, the greatest effect is seen in the case of Au<sub>38</sub> for which the barrier to dissociate the molecule (50 kJ mol<sup>-1</sup>) is considerably greater than the energy required to desorb the molecule back into the gas phase reference state ( 8 kJ mol<sup>-1</sup>, table 1). Whereas, for Pd<sub>38</sub> a small barrier of 5 kJ mol<sup>-1</sup> is now present and for Au<sub>6</sub>Pd<sub>32</sub> the barrier is actually lower than seen for the first dissociation event. It can also be seen in figure 4 that the energy gained on dissociation of the second O<sub>2</sub> molecule over the Pd containing clusters (Pd<sub>38</sub>: -75 kJ mol<sup>-1</sup>, Au<sub>6</sub>Pd<sub>32</sub>: -70 kJ mol<sup>-1</sup>) is significantly greater than that over Au<sub>38</sub> (-15 kJ mol<sup>-1</sup>).



**Figure 4:** Calculated potential energy surface (PBE level) for the dissociation of a second O<sub>2</sub>(ads) molecule via route C (figure 3a). Line colours follow Au<sub>38</sub>: black, Pd<sub>38</sub>: (blue), Au<sub>6</sub>Pd<sub>32</sub>: (green). Inset images show the lowest energy O<sub>2</sub>(ads) structure for each nanoparticle showing the position relative to the 2O(ads). Atom colours, Au: yellow, Pd: blue, O: red.

These calculations for the dissociation of a second O<sub>2</sub>(ads) reinforce the idea that the oxidation of the Au nanoclusters by molecular oxygen will be limited to much lower levels than the Pd

systems. They also indicate that for Au to have this influence as part of an AuPd alloy particle it should be present in the surface layers rather than form a strictly segregated core-shell configuration. We note that in experimental studies hydrogen peroxide is produced in an aqueous solvent and calculation presented later in this paper show that water will interact quite strongly with the negatively charge adsorbed oxygen species. So it is likely that the dissociation barriers presented in figure 4 will be altered in a water solvent. However, the conclusion that Au nanoparticles are less readily oxidised than Pd nanoparticles is really based on the much lower energy gain on dissociation of  $O_2(\text{ads})$  seen for Au than for Pd and so we would expect that this observation would remain valid even if a water environment were included in the calculation.

As we have mentioned, metal oxide formed during the *in situ* preparation of  $H_2O_2$  may be reduced back to the metal through hydrogen reduction, but this will be at a cost in terms of  $H_2$  selectivity as only water will be formed in the process. Given the similarity in results for oxygen adsorption and dissociation using  $Pd_{38}$  and  $Au_6Pd_{32}$  it was decided to only consider the pure metal clusters in the remainder of this study.

Table 1 also gives calculated adsorption energies at the PBE+D3 level for molecular  $O_2$  and the other species we will consider for the transfer of hydrogen to  $O_2(\text{ads})$  to form the surface hydrogen peroxy species that is the precursor to hydrogen peroxide. The PBE+D3 level calculations for  $O_2$  give a point of comparison between the functional PBE alone and PBE with dispersion corrections included. Dispersion corrections account for van der Waals attractive interactions due to electron correlation at long distances, which are not accounted for in a gradient corrected local density approximation functional such as PBE. These are long range attractive forces and so the calculated adsorption energies tend to become more favourable when dispersion is included.<sup>80</sup> For  $Au_{38}$  this makes the calculated adsorption energies between  $5 \text{ kJ mol}^{-1}$  and  $16 \text{ kJ mol}^{-1}$  more negative with PBE+D3 compared to the PBE functional alone. The order of the three sites considered is also changed with the (100) facet now  $4 \text{ kJ mol}^{-1}$  more favourable than the (111)-(111) edge, whereas with PBE alone the calculations favour the (111)-(111) edge by  $7 \text{ kJ mol}^{-1}$ . Which may be due to the bridge co-ordination of the atoms in the molecule being stabilised by the dispersion interaction over the single atom-atom interactions of the edge sites. Similar levels of enhanced adsorption energies are seen when the PBE+D3 and PBE level calculations are compared for the  $Pd_{38}$  nanocluster. However, for the (100) facet a more dramatic effect is seen with the reported energy for PBE+D3,  $81 \text{ kJ mol}^{-1}$  lower than the end point of the optimisation using PBE alone. Inspection of the end point of

this PBE+D3 optimisation showed that the molecule had actually dissociated (O...O distance 2.817 Å) to give two bridge site O atoms. Comparing the adsorption energy for this structure from table 1 with the PBE end point energy for dissociation via route E (figure 3) shows that the dispersion corrected energy is 2 kJ mol<sup>-1</sup> more stable than the PBE value for the two oxygen atoms in the three fold sites of the adjacent (111) surfaces. The dissociation of molecular oxygen at the (100) facet with no barrier in the PBE+D3 calculation may have been expected given the very low barrier calculated at the PBE level (table 2).

**Table 3:** Calculated adsorption energies for O<sub>2</sub> on periodic slab models of the (111) and (100) surfaces of Au and Pd at the PBE+D3 level of theory.

Surface / O <sub>2</sub> (ads) site	$E_{ads} / \text{kJ mol}^{-1}$	
	Au	Pd
(111) / top-top <sup>a</sup>	---- <sup>b</sup>	-96
(111) / top-bridge <sup>a</sup>	---- <sup>b</sup>	-100
(100) / bridge-bridge <sup>a</sup>	-36	-171

Note: *a*) Site defined by the co-ordination of the O atoms in the molecule to surface metal atoms, top: a single O-M bond, bridge: O atom bonded to two surface M atoms. *b*) “----“ indicates that no stable adsorption was found on optimisation of the system.

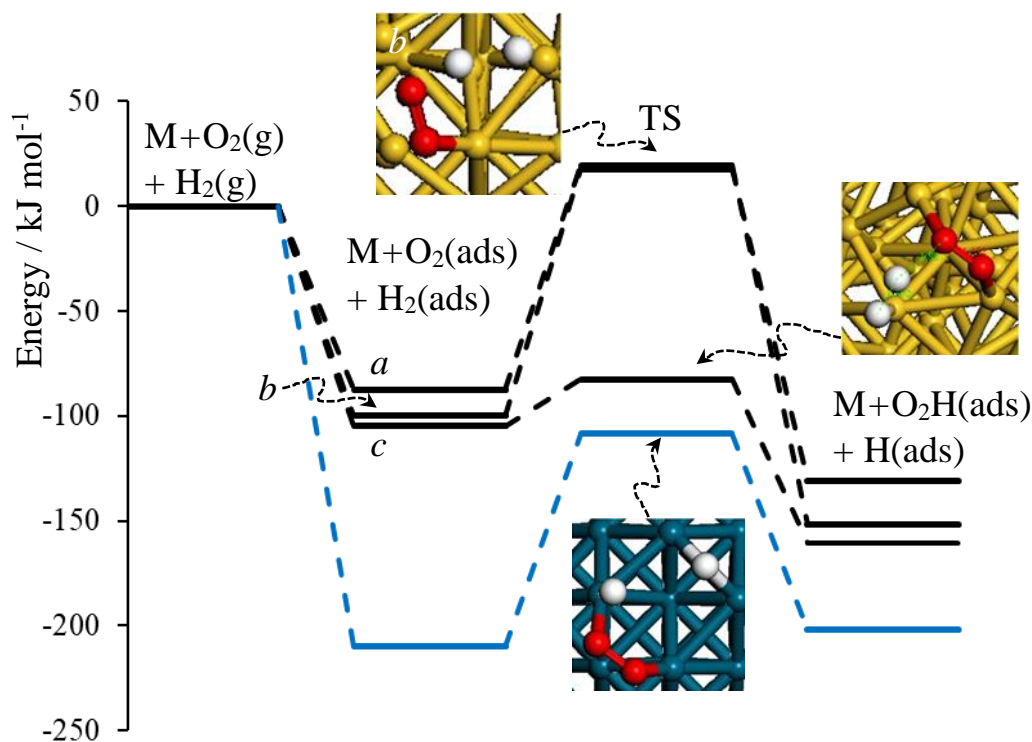
To form an impression of the effect of particle size on the adsorption of oxygen we have also carried out calculations using a slab model to represent the extended (111) and (100) surfaces of much larger particles. Table 3 summarises the calculated molecular oxygen adsorption energies obtained from our slab calculations on extended surfaces using the PBE+D3 approach. For Au(111) no stable O<sub>2</sub>(ads) structures were found, which was also the case if O<sub>2</sub> was placed directly over the (111) facet of Au<sub>38</sub> so that the only sites involving the (111) facet that can adsorb molecular oxygen are the edge sites. For the slab model of Au(100) an analogous geometry to the structure found on the Au<sub>38</sub> (100) facet was obtained, but on the extended surface the calculated adsorption energy is 34 kJ mol<sup>-1</sup> less favourable.

For the slab model of Pd(111) favourable adsorption is observed both for a top-top and top-bridge arrangement of the molecule. However, the adsorption energies for the slab calculations are around 30 kJ mol<sup>-1</sup> less favourable than seen for the edge sites involving the (111) facet for Pd<sub>38</sub> (table 1), which demonstrates a preference for oxygen adsorption at the edges of small nanoparticles over the extended close packed facets of larger particles.

On the Pd(100) slab model, the O-O bond remains intact on optimisation of the adsorbed state (O..O = 1.433 Å), indicating that the spontaneous dissociation of O<sub>2</sub>(ads) on the Pd<sub>38</sub> (100)

facet of the cluster is a feature of its small size and that even on the more open (100) surfaces of larger particles oxygen dissociation is an activated process.

### 3.2 Adsorption of H<sub>2</sub> and H<sub>2</sub>O and their reaction with O<sub>2</sub>(ads).



**Figure 5:** The calculated potential energy surface for the reaction of adsorbed O<sub>2</sub> and H<sub>2</sub> to form a surface OOH peroxy group and atomically adsorbed H. In all cases O<sub>2</sub> is initially at the (111)-(100) site and reacts on Au<sub>38</sub> with H<sub>2</sub> at a) the (111)-(111) site, b) the (100) site, and c) the (111)-(100) across the (100) facet from the O<sub>2</sub> site, TS images as inserts. The blue trace shows the energy surface for formation of OOH on the Pd<sub>38</sub> cluster with O<sub>2</sub> initially at (111)-(100) site and atomically adsorbed H.

Table 1 also lists the calculated adsorption energies for H<sub>2</sub> and H<sub>2</sub>O on the Au<sub>38</sub> and Pd<sub>38</sub> cluster models using the PBE+D3 level of theory both on the pristine cluster and on the cluster with O<sub>2</sub>(ads) pre-adsorbed at the (111)-(100) edge. This position was chosen as the lowest energy site for O<sub>2</sub> adsorption on the Au<sub>38</sub> cluster and was also used for all calculations on the reaction of O<sub>2</sub>(ads) with co-adsorbates for Au<sub>38</sub> and Pd<sub>38</sub>. For Pd<sub>38</sub> the (100) facet was preferred over this edge site but at the PBE+D3 level the molecule dissociated and adsorption at this position would not be suited to H<sub>2</sub>O<sub>2</sub> synthesis. For the pristine Au<sub>38</sub> nanoparticle adsorption of a H<sub>2</sub> molecule on either of the edge sites optimises to give a structure with the H-H bond intact. Although, the molecule tends to migrate to interact with a single metal atom of the cluster within the designated site. The resulting adsorption energies for H<sub>2</sub> in the molecular state on Au<sub>38</sub> are much lower in magnitude than found for O<sub>2</sub> with the most favourable only -19 kJ mol<sup>-1</sup>

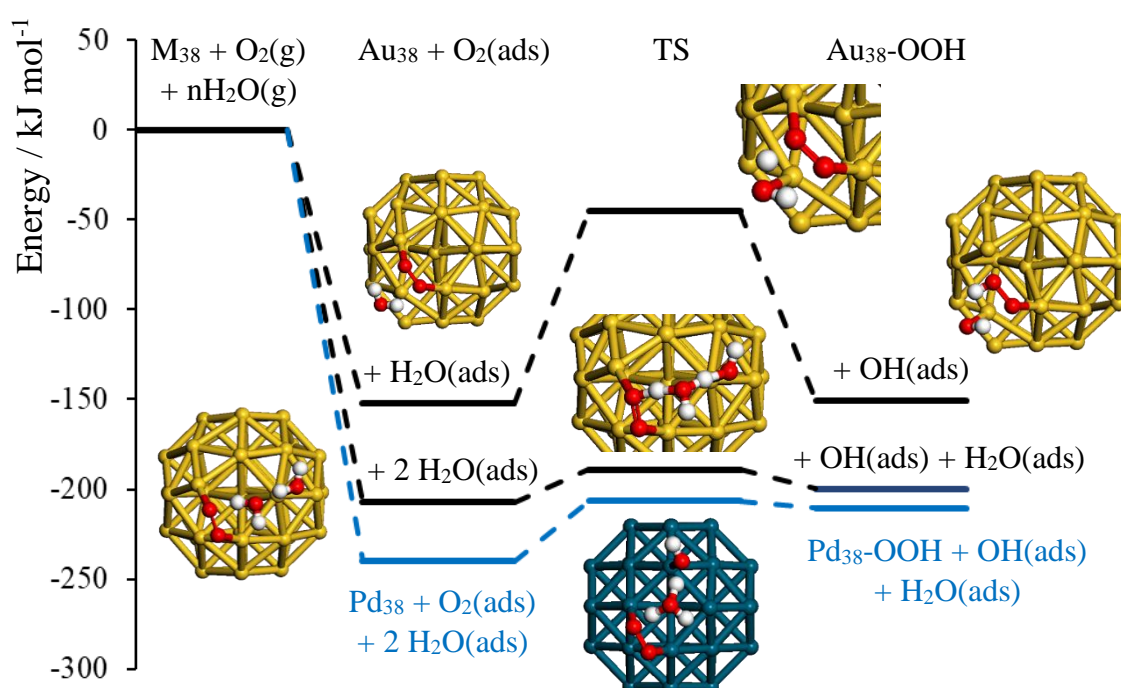
<sup>1</sup> compared with  $-93 \text{ kJ mol}^{-1}$  for  $\text{O}_2$  at the same (111)-(100) edge site. On the (100) facet of the  $\text{Au}_{38}$  cluster,  $\text{H}_2$  does dissociate, but in this case the adsorption energy of dissociated  $\text{H}_2$  is only  $-40 \text{ kJ mol}^{-1}$  relative to the molecule in the gas phase and the isolated cluster. For the clean  $\text{Pd}_{38}$  cluster  $\text{H}_2$  is dissociated when adsorbed at any of the sites tested and gives much more favourable adsorption energies.

The potential energy diagram for the reaction of adsorbed hydrogen with  $\text{O}_2(\text{ads})$  to form a surface bound hydroperoxyl species is shown in figure 5. The potential energy surface is referenced to the pristine cluster and the gas phase reagents,  $\text{O}_2(\text{g})$  and  $\text{H}_2(\text{g})$  and it is notable in all cases that the change of energy seen in the initial step, which represents the co-adsorption of the reagents, is much greater than would be expected from the sum of the adsorption energies for  $\text{O}_2$  and  $\text{H}_2$  onto the pristine clusters given in table 1. To quantify this further table 1 also gives the calculated adsorption energy for  $\text{H}_2$  relative to the clusters with  $\text{O}_2(\text{ads})$  already present. For the edge sites of  $\text{Au}_{38}$  these values are  $97 \text{ kJ mol}^{-1}$  ((111)-(111)) and  $67 \text{ kJ mol}^{-1}$  ((111)-(100)) more favourable than for  $\text{H}_2$  adsorbing to the clean nanoparticle at the same positions. On the (100) facet of the clean  $\text{Au}_{38}$  cluster hydrogen is dissociated on adsorption. However when  $\text{O}_2$  is pre-adsorbed at the (111)-(100) edge, dissociation of  $\text{H}_2$  does not happen when the  $\text{H}_2$  molecule is placed at the (100) facet of the edge, but its adsorption energy in this position is still significantly enhanced. For  $\text{Pd}_{38}$  the atomically adsorbed H atoms are also slightly stabilised but by only  $2 \text{ kJ mol}^{-1}$ . We have seen that  $\text{O}_2(\text{ads})$  is bound to the cluster with a partial charge transfer to the molecule to create a superoxo like species ( $\text{O}_2^-$ ), which means that the particle loses around 1 electron to the oxygen adsorbate and so is slightly oxidised. This electron transfer appears to increase the affinity, particularly of the  $\text{Au}_{38}$  cluster, for the adsorption of  $\text{H}_2$  as it now has the capacity to receive some electron density from this reducing agent. Correspondingly, the adsorption energy of the  $\text{H}_2$  molecule is enhanced when the molecule is co-adsorbed with  $\text{O}_2$ . For the hydrogen peroxide synthesis reaction this observation is informative as it suggests that hydrogen will preferentially adsorb on particles that are partially oxidised.

Following the reaction pathways shown in figure 5 for the  $\text{Au}_{38}$  nanocluster reaction starting from  $\text{H}_2(\text{ads})$  at the (111)-(111) edge or in the (100) facet results in barriers of  $107 \text{ kJ mol}^{-1}$  and  $118 \text{ kJ mol}^{-1}$ , respectively, which are significantly higher than the co-adsorption energy suggesting that, for these routes,  $\text{H}_2$  is more likely to desorb than to react. A low energy pathway is identified for  $\text{H}_2$  initially adsorbed on the (111)-(100) edge with a transition state energy relative to gas phase reagents of  $-83 \text{ kJ mol}^{-1}$  and a barrier of only  $22 \text{ kJ mol}^{-1}$ . In this

case the H<sub>2</sub> bond is broken as the OOH species is formed. As the O<sub>2</sub>(ads) species is actually negatively charged (figure 2) it is likely that this hydrogen cleavage is heterolytic in nature, as has been recently suggested for H<sub>2</sub> activation at the Au/TiO<sub>2</sub> interface during the undesired oxidation of hydrogen in the PROX reaction.<sup>81</sup>

For Pd<sub>38</sub> we have noted that H<sub>2</sub> is always dissociated on adsorption and so the potential energy surface for atomically adsorbed H is compared to the Au<sub>38</sub> routes in figure 5. Here there is a significant barrier to reaction from the co-adsorbed state (101 kJ mol<sup>-1</sup>), although the strength of co-adsorption means that the transition state is still well below the reference state.



**Figure 6:** Calculated potential energy surface (PBE+D3 level) for the protonation of O<sub>2</sub>(ads) from co-adsorbed water. Line colours follow Au<sub>38</sub>: black, Pd<sub>38</sub>: (blue). Inset images show the calculated structures. Atom colours, Au: yellow, Pd: blue, O: red.

Figure 6 gives the potential energy surfaces for the production of a surface hydroperoxyl species through the reaction of O<sub>2</sub>(ads) with water rather than hydrogen, *i.e.* a proton transfer reaction (step 6) rather than a hydrogenation (step 3). For Au<sub>38</sub> with O<sub>2</sub>(ads) pre-adsorbed at the (111)-(100) edge site, water adsorbs strongly on the (111) facet that is involved in the step with an adsorption energy of -134 kJ mol<sup>-1</sup>, which is 108 kJ mol<sup>-1</sup> more favourable than any of the sites considered for the clean Au<sub>38</sub> nanoparticle. The interaction of the oxygen atom of water will be enhanced by the partial oxidation of the cluster but from the structure shown as an inset in figure 6 it can also be seen that the adsorption of the water molecule is further

stabilised by a hydrogen bond to the superoxo ( $\text{O}_2^-$ ) on the surface. The barrier to proton transfer between water and the adsorbed oxygen molecule is below the energy to desorb the surface species but the barrier for this elementary step is still significant at  $107 \text{ kJ mol}^{-1}$ . In the transition state as the proton is passed across the (111) facet, it is not stabilised by interactions with oxygen or the surface. As water forms part of the water-methanol solvent used experimentally we also considered proton transfer through a network of H-bonds by introducing a second molecule of water. This forms a hydrogen bonding chain between adsorbed water and the surface superoxo ( $\text{O}_2^-$ ) species. Now in the transition state the proton transfer is stabilised throughout and the barrier is reduced to only  $18 \text{ kJ mol}^{-1}$ . Finally, the same process was tested for the  $\text{Pd}_{38}$  cluster giving a protonation barrier when two waters are co-adsorbed with  $\text{O}_2(\text{ads})$  of  $34 \text{ kJ mol}^{-1}$ .

## Conclusions

We have presented a series of calculations based on  $\text{Au}_{38}$ ,  $\text{Pd}_{38}$  and an  $\text{Au}_6\text{Pd}_{32}$  core-shell structure relating to their use in the direct conversion of  $\text{H}_2$  and  $\text{O}_2$  to a surface hydroperoxy species as a precursor to  $\text{H}_2\text{O}_2$ . Firstly the electronic state of  $\text{O}_2(\text{ads})$  was analysed using Bader charge analysis and it was found that charge donation from the metal clusters to the adsorbate results in a surface superoxide ( $\text{O}_2^-$ ) being formed, and correspondingly partial oxidation of the clusters. This adsorbate is activated toward dissociation showing elongation of the  $\text{O}_2$  bond compared to the gas phase reference calculation, particularly when located on the (100) facet. At the PBE level of theory we were able to confirm that there are low energy pathways for the dissociation of  $\text{O}_2(\text{ads})$  for all three clusters and that for  $\text{Pd}_{38}$  the barrier is extremely small ( $< 1 \text{ kJ mol}^{-1}$ ). However, adsorption and dissociation of a second molecule of  $\text{O}_2$  to the  $\text{Au}_{38}\text{O}_2$  cluster was found to be unfavourable with a significant barrier and a transition state higher than the desorption energy for the second molecule, which on the Pd containing clusters was not the case and a second  $\text{O}_2$  dissociation event gave a significant lowering of the system energy via barriers of less than  $10 \text{ kJ mol}^{-1}$ . We conclude that deep oxidation of the Pd clusters is much easier than the pure Au case so that in Pd catalysts hydrogen will be used in a side reaction to reduce the metal oxide producing only water. One role of Au will be to limit the oxidation of the catalyst particles, but in our calculations the strict core-shell structure did not show this effect, suggesting that surface Au is required. Indeed, recent work by Tian *et al.* looking at the addition of Te to Pd nanocluster catalysts for direct synthesis of  $\text{H}_2\text{O}_2$  observed improved selectivity for Te doped catalysts compared to pure Pd. They were able to use DFT calculations to demonstrate that surface Te helps prevent  $\text{O}_2$  dissociation.<sup>82</sup>

In the work presented here, oxygen adsorption was also used to compare results from PBE and PBE+D3 levels of theory. As expected the adsorption energies calculated became more favourable when dispersion corrections are included and there was also a knock-on effect that dissociation of O<sub>2</sub>(ads) at the Pd<sub>38</sub> (100) facet became spontaneous so that the small barrier observed at the PBE level was eliminated.

The co-adsorption of hydrogen or water on Au<sub>38</sub> or Pd<sub>38</sub> using the PBE+D3 approach was found to be more favourable with O<sub>2</sub>(ads) present than for the pristine nanoparticles, which can be understood from the charge transfer information obtained in our analysis of oxygen adsorption. The partial oxidation of the cluster will increase its affinity for electron donation from H<sub>2</sub> and from the lone pair of the oxygen atom of water. In addition the superoxo (O<sub>2</sub><sup>-</sup>) state of O<sub>2</sub>(ads) can be involved in hydrogen bonding with water.

The hydrogenation of O<sub>2</sub>(ads) from co-adsorbed hydrogen was found to have low energy pathways for Au<sub>38</sub> ( $\Delta E_b = 22 \text{ kJ mol}^{-1}$ ) and for Pd<sub>38</sub> the route considered has a barrier considerably lower than the co-adsorbed state ( $E_{ads} = -210 \text{ kJ mol}^{-1}$ ,  $\Delta E_b = 101 \text{ kJ mol}^{-1}$ ), which would suggest the hydroperoxy species can be readily formed by this route over Au catalysts but that the rate should be slower over pure Pd nanoparticles. Although, we note that the number of co-adsorbed structures has not been completely explored in this case.

The protonation of O<sub>2</sub>(ads) from water was found to follow a low energy route for both metals; Au<sub>38</sub> ( $\Delta E_b = 18 \text{ kJ mol}^{-1}$ ) and Pd<sub>38</sub> ( $\Delta E_b = 34 \text{ kJ mol}^{-1}$ ) provided a proton shuttle could be set up using two water molecules. Clearly the model using only two waters in this stage of the mechanism may not capture the full effect of the aqueous solvent used experimentally and we intend to extend these calculations to include further solvation shells and consider the free energy barriers to reaction protonation using a dynamics approach. Even so, the current work shows that protonation from solvent molecules presents a reaction pathway with barriers at least as low as the direct hydrogenation from H<sub>2</sub>.

To return to the question of the preferred mechanism for hydrogen peroxide synthesis it is useful to consider the experimental conditions that are usually employed.<sup>43,73</sup> Typically the reaction is run at elevated pressure with 2.9 MPa H<sub>2</sub> (5% volume fraction)/CO<sub>2</sub> and 1.1 MPa O<sub>2</sub> (25% volume fraction)/CO<sub>2</sub>, to give partial pressures of 0.145 MPa H<sub>2</sub> and 0.275 MPa O<sub>2</sub> in the head space over a solvent volume formed from 5.6 g methanol and 2.9 g water, around 9.4 cm<sup>3</sup>. Assuming that the Henry's constant of H<sub>2</sub> in water<sup>50</sup> ( $7.7 \times 10^{-6} \text{ mol m}^{-3} \text{ Pa}^{-1}$ ) is applicable to this mixture we estimate a solution concentration of  $[\text{H}_2] = 2.2 \times 10^{-5} \text{ mol cm}^{-3}$ .



From the solvent composition, the concentration of water is effectively  $[H_2O] = 1.7 \times 10^{-2} \text{ mol cm}^{-3}$ . Given that the calculated energetics suggest that either route is possible, in practice the protonation of  $O_2(\text{ads})$  to form hydrogen peroxide followed by the reduction of the resulting oxidised particle by  $H_2$  is likely to be the dominant route.

This work also suggests that the incorporation of molecular oxygen into reactions that usually employ hydrogen peroxide is best achieved when  $O_2$  is activated on the nanoparticles themselves rather than at the interface with an oxide support, where dissociation is more likely.<sup>16</sup>

### Acknowledgements

We would like to thank the EPSRC for funding this work (Grant reference codes: EP/P033695/1 and EP/L027240/1). Via our membership of the UK's HEC Materials Chemistry Consortium, which is funded by EPSRC (EP/L000202, EP/R029431), this work used the ARCHER UK National Supercomputing Service (<http://www.archer.ac.uk>) and the UK Materials and Molecular Modelling Hub for computational resources, MMM Hub, which is partially funded by EPSRC (EP/P020194).

### References

- 1 T. Ishida, T. Murayama, A. Taketoshi and M. Haruta, Importance of Size and Contact Structure of Gold Nanoparticles for the Genesis of Unique Catalytic Processes, *Chem. Rev.*, 2020, **120**, 464–525.
- 2 A. S. K. Hashmi and G. J. Hutchings, Gold Catalysis, *Angew. Chem. Int. Ed.*, 2006, **45**, 7896–7936.
- 3 J. K. Edwards, S. J. Freakley, A. F. Carley, C. J. Kiely and G. J. Hutchings, Strategies for Designing Supported Gold–Palladium Bimetallic Catalysts for the Direct Synthesis of Hydrogen Peroxide, *Acc. Chem. Res.*, 2014, **47**, 845–854.
- 4 A. Villa, S. J. Freakley, M. Schiavoni, J. K. Edwards, C. Hammond, G. M. Veith, W. Wang, D. Wang, L. Prati, N. Dimitratos and G. J. Hutchings, Depressing the hydrogenation and decomposition reaction in  $H_2 O_2$  synthesis by supporting AuPd on oxygen functionalized carbon nanofibers, *Catal. Sci. Technol.*, 2016, **6**, 694–697.
- 5 M. Haruta, T. Kobayashi, H. Sano and N. Yamada, Novel Gold Catalysts for the Oxidation of Carbon-Monoxide at a Temperature far Below 0-Degree-C, *Chem. Lett.*, 1987, 405–408.
- 6 M. Haruta, Spiers Memorial Lecture Role of perimeter interfaces in catalysis by gold nanoparticles, *Faraday Discuss.*, 2011, **152**, 11–32.
- 7 B. T. Qiao, J. X. Liu, Y. G. Wang, Q. Q. Lin, X. Y. Liu, A. Q. Wang, J. Li, T. Zhang and J. Y. Liu, Highly Efficient Catalysis of Preferential Oxidation of CO in H<sub>2</sub>-Rich Stream by Gold Single-Atom Catalysts, *Acs Catal.*, 2015, **5**, 6249–6254.
- 8 N. Lopez and J. K. Nørskov, Catalytic CO Oxidation by a Gold Nanoparticle: A Density Functional Study, *J. Am. Chem. Soc.*, 2002, **124**, 11262–11263.
- 9 M. Valden, Onset of Catalytic Activity of Gold Clusters on Titania with the Appearance of Nonmetallic Properties, *Science*, 1998, **281**, 1647–1650.
- 10 A. Sanchez, S. Abbet, U. Heiz, W.-D. Schneider, H. Häkkinen, R. N. Barnett and U. Landman, When Gold Is Not Noble: Nanoscale Gold Catalysts, *J. Phys. Chem. A*, 1999, **103**, 9573–9578.
- 11 B. Yoon, H. Häkkinen, U. Landman, A. S. Wörz, J.-M. Antonietti, S. Abbet, K. Judai and U. Heiz, Charging Effects on Bonding and Catalyzed Oxidation of CO on Au<sub>8</sub> Clusters on MgO, *Science*, 2005, **307**, 403–407.

- 12 J. Xu, T. White, P. Li, C. He, J. Yu, W. Yuan and Y.-F. Han, Biphasic Pd–Au Alloy Catalyst for Low-Temperature CO Oxidation, *J. Am. Chem. Soc.*, 2010, **132**, 10398–10406.
- 13 Y. Y. Wu, N. A. Mashayekhi and H. H. Kung, Au–metal oxide support interface as catalytic active sites, *Catal. Sci. Technol.*, 2013, **3**, 2881.
- 14 D. Widmann and R. J. Behm, Activation of Molecular Oxygen and the Nature of the Active Oxygen Species for CO Oxidation on Oxide Supported Au Catalysts, *Acc. Chem. Res.*, 2014, **47**, 740–749.
- 15 A. A. Herzing, C. J. Kiely, A. F. Carley, P. Landon and G. J. Hutchings, Identification of Active Gold Nanoclusters on Iron Oxide Supports for CO Oxidation, *Science*, 2008, **321**, 1331–1335.
- 16 K. L. Howard and D. J. Willock, A periodic DFT study of the activation of O<sub>2</sub> by Au nanoparticles on  $\alpha$ -Fe<sub>2</sub>O<sub>3</sub>, *Faraday Discuss.*, 2011, **152**, 135.
- 17 S. Chen, L. Luo, Z. Jiang and W. Huang, Size-Dependent Reaction Pathways of Low-Temperature CO Oxidation on Au/CeO<sub>2</sub> Catalysts, *ACS Catal.*, 2015, **5**, 1653–1662.
- 18 M. A. Saqlain, A. Hussain, M. Siddiq and A. A. Leitão, A DFT+U study of the Mars Van Krevelen mechanism of CO oxidation on Au/TiO<sub>2</sub> catalysts, *Appl. Catal. Gen.*, 2016, **519**, 27–33.
- 19 D. Widmann, A. Krautsieder, P. Walter, A. Brückner and R. J. Behm, How Temperature Affects the Mechanism of CO Oxidation on Au/TiO<sub>2</sub>: A Combined EPR and TAP Reactor Study of the Reactive Removal of TiO<sub>2</sub> Surface Lattice Oxygen in Au/TiO<sub>2</sub> by CO, *ACS Catal.*, 2016, **6**, 5005–5011.
- 20 I. X. Green, W. Tang, M. Neurock and J. T. Yates, Insights into Catalytic Oxidation at the Au/TiO<sub>2</sub> Dual Perimeter Sites, *Acc. Chem. Res.*, 2014, **47**, 805–815.
- 21 M. Sankar, Q. He, R. V. Engel, M. A. Sainna, A. J. Logsdail, A. Roldan, D. J. Willock, N. Agarwal, C. J. Kiely and G. J. Hutchings, Role of the Support in Gold-Containing Nanoparticles as Heterogeneous Catalysts, *Chem. Rev.*, 2020, [acs.chemrev.9b00662](https://doi.org/10.1021/acs.chemrev.9b00662).
- 22 S. Biella, Gold catalyzed oxidation of aldehydes in liquid phase, *J. Mol. Catal. Chem.*, 2003, **197**, 207–212.
- 23 H. Tsunoyama, H. Sakurai, Y. Negishi and T. Tsukuda, Size-Specific Catalytic Activity of Polymer-Stabilized Gold Nanoclusters for Aerobic Alcohol Oxidation in Water, *J. Am. Chem. Soc.*, 2005, **127**, 9374–9375.
- 24 K. Mori, T. Hara, T. Mizugaki, K. Ebitani and K. Kaneda, Hydroxyapatite-Supported Palladium Nanoclusters: A Highly Active Heterogeneous Catalyst for Selective Oxidation of Alcohols by Use of Molecular Oxygen, *J. Am. Chem. Soc.*, 2004, **126**, 10657–10666.
- 25 S. Biella and M. Rossi, Gas phase oxidation of alcohols to aldehydes or ketones catalysed by supported gold, *Chem. Commun.*, 2003, 378–379.
- 26 B. N. Zope, D. D. Hibbitts, M. Neurock and R. J. Davis, Reactivity of the Gold/Water Interface During Selective Oxidation Catalysis, *Science*, 2010, **330**, 74–78.
- 27 D. I. Enache, J. K. Edwards, P. Landon, B. Solsona-Espriu, A. F. Carley, A. A. Herzing, M. Watanabe, C. J. Kiely, D. W. Knight and G. J. Hutchings, Solvent-Free Oxidation of Primary Alcohols to Aldehydes Using Au-Pd/TiO<sub>2</sub> Catalysts, *Science*, 2006, **311**, 362–365.
- 28 M. D. Hughes, Y.-J. Xu, P. Jenkins, P. McMorn, P. Landon, D. I. Enache, A. F. Carley, G. A. Attard, G. J. Hutchings, F. King, E. H. Stitt, P. Johnston, K. Griffin and C. J. Kiely, Tunable gold catalysts for selective hydrocarbon oxidation under mild conditions, *Nature*, 2005, **437**, 1132–1135.
- 29 H. Alshammari, P. J. Miedziak, T. E. Davies, D. J. Willock, D. W. Knight and G. J. Hutchings, Initiator-free hydrocarbon oxidation using supported gold nanoparticles, *Catal Sci Technol*, 2014, **4**, 908–911.
- 30 H. Alshammari, P. J. Miedziak, D. W. Knight, D. J. Willock and G. J. Hutchings, The effect of ring size on the selective oxidation of cycloalkenes using supported metal catalysts, *Catal. Sci. Technol.*, 2013, **3**, 1531.
- 31 T. Hayashi, K. Tanaka and M. Haruta, Selective Vapor-Phase Epoxidation of Propylene over Au/TiO<sub>2</sub> Catalysts in the Presence of Oxygen and Hydrogen, *J. Catal.*, 1998, **178**, 566–575.

- 32 X. Lu, G. Zhao and Y. Lu, Propylene epoxidation with O<sub>2</sub> and H<sub>2</sub>: a high-performance Au/TS-1 catalyst prepared via a deposition–precipitation method using urea, *Catal. Sci. Technol.*, 2013, **3**, 2906.
- 33 A. Prieto, M. Palomino, U. Díaz and A. Corma, One-pot two-step process for direct propylene oxide production catalyzed by bi-functional Pd(Au)@TS-1 materials, *Appl. Catal. Gen.*, 2016, **523**, 73–84.
- 34 M. H. Ab Rahim, M. M. Forde, R. L. Jenkins, C. Hammond, Q. He, N. Dimitratos, J. A. Lopez-Sanchez, A. F. Carley, S. H. Taylor, D. J. Willock, D. M. Murphy, C. J. Kiely and G. J. Hutchings, Oxidation of Methane to Methanol with Hydrogen Peroxide Using Supported Gold-Palladium Alloy Nanoparticles, *Angew. Chem. Int. Ed.*, 2013, **52**, 1280–1284.
- 35 C. Williams, J. H. Carter, N. F. Dummer, Y. K. Chow, D. J. Morgan, S. Yacob, P. Serna, D. J. Willock, R. J. Meyer, S. H. Taylor and G. J. Hutchings, Selective Oxidation of Methane to Methanol Using Supported AuPd Catalysts Prepared by Stabilizer-Free Sol-Immobilization, *ACS Catal.*, 2018, **8**, 2567–2576.
- 36 N. Agarwal, S. J. Freakley, R. U. McVicker, S. M. Althahban, N. Dimitratos, Q. He, D. J. Morgan, R. L. Jenkins, D. J. Willock, S. H. Taylor, C. J. Kiely and G. J. Hutchings, Aqueous Au-Pd colloids catalyze selective CH<sub>4</sub> oxidation to CH<sub>3</sub>OH with O<sub>2</sub> under mild conditions, *Science*, 2017, **358**, 223–227.
- 37 P. Landon, P. J. Collier, A. F. Carley, D. Chadwick, A. J. Papworth, A. Burrows, C. J. Kiely and G. J. Hutchings, Direct synthesis of hydrogen peroxide from H<sub>2</sub> and O<sub>2</sub> using Pd and Au catalysts, *Phys. Chem. Chem. Phys.*, 2003, **5**, 1917–1923.
- 38 P. Landon, P. J. Collier, A. J. Papworth, C. J. Kiely and G. J. Hutchings, Direct formation of hydrogen peroxide from H<sub>2</sub>/O<sub>2</sub> using a gold catalyst, *Chem. Commun.*, 2002, 2058–2059.
- 39 J. K. Edwards, B. Solsona, P. Landon, A. F. Carley, A. Herzing, M. Watanabe, C. J. Kiely and G. J. Hutchings, Direct synthesis of hydrogen peroxide from H<sub>2</sub> and O<sub>2</sub> using Au–Pd/Fe<sub>2</sub>O<sub>3</sub> catalysts, *J. Mater. Chem.*, 2005, **15**, 4595.
- 40 J. M. Campos-Martin, G. Blanco-Brieva and J. L. G. Fierro, Hydrogen Peroxide Synthesis: An Outlook beyond the Anthraquinone Process, *Angew. Chem. Int. Ed.*, 2006, **45**, 6962–6984.
- 41 J. García-Serna, T. Moreno, P. Biasi, M. J. Cocero, J.-P. Mikkola and T. O. Salmi, Engineering in direct synthesis of hydrogen peroxide: targets, reactors and guidelines for operational conditions, *Green Chem.*, 2014, **16**, 2320.
- 42 A. Plauck, E. E. Stangland, J. A. Dumesic and M. Mavrikakis, Active sites and mechanisms for H<sub>2</sub>O<sub>2</sub> decomposition over Pd catalysts, *Proc. Natl. Acad. Sci.*, 2016, **113**, E1973–E1982.
- 43 J. K. Edwards, B. Solsona, E. N. N, A. F. Carley, A. A. Herzing, C. J. Kiely and G. J. Hutchings, Switching Off Hydrogen Peroxide Hydrogenation in the Direct Synthesis Process, *Science*, 2009, **323**, 1037–1041.
- 44 D. P. Dissanayake and J. H. Lunsford, Evidence for the Role of Colloidal Palladium in the Catalytic Formation of H<sub>2</sub>O<sub>2</sub> from H<sub>2</sub> and O<sub>2</sub>, *J. Catal.*, 2002, **206**, 173–176.
- 45 S. Chinta, A mechanistic study of H<sub>2</sub>O<sub>2</sub> and H<sub>2</sub>O formation from H<sub>2</sub> and BO<sub>2</sub> catalyzed by palladium in an aqueous medium, *J. Catal.*, 2004, **225**, 249–255.
- 46 Q. Liu, K. K. Gath, J. C. Bauer, R. E. Schaak and J. H. Lunsford, The Active Phase in the Direct Synthesis of H<sub>2</sub>O<sub>2</sub> from H<sub>2</sub> and O<sub>2</sub> over Pd/SiO<sub>2</sub> Catalyst in a H<sub>2</sub>SO<sub>4</sub>/Ethanol System, *Catal. Lett.*, 2009, **132**, 342–348.
- 47 E. Ntainjua N., J. K. Edwards, A. F. Carley, J. A. Lopez-Sanchez, J. A. Moulijn, A. A. Herzing, C. J. Kiely and G. J. Hutchings, The role of the support in achieving high selectivity in the direct formation of hydrogen peroxide, *Green Chem.*, 2008, **10**, 1162.
- 48 E. Ntainjua N., M. Piccinini, J. C. Pritchard, J. K. Edwards, A. F. Carley, J. A. Moulijn and G. J. Hutchings, Effect of Halide and Acid Additives on the Direct Synthesis of Hydrogen Peroxide using Supported Gold-Palladium Catalysts, *ChemSusChem*, 2009, **2**, 575–580.
- 49 J. Pritchard, L. Kesavan, M. Piccinini, Q. He, R. Tiruvalam, N. Dimitratos, J. A. Lopez-Sanchez, A. F. Carley, J. K. Edwards, C. J. Kiely and G. J. Hutchings, Direct Synthesis of Hydrogen Peroxide and

- Benzyl Alcohol Oxidation Using Au–Pd Catalysts Prepared by Sol Immobilization <sup>†</sup>, *Langmuir*, 2010, **26**, 16568–16577.
- 50 R. Sander, Compilation of Henry's law constants (version 4.0) for water as solvent, *Atmospheric Chem. Phys.*, 2015, **15**, 4399–4981.
- 51 D. W. Flaherty, Direct Synthesis of H<sub>2</sub>O<sub>2</sub> from H<sub>2</sub> and O<sub>2</sub> on Pd Catalysts: Current Understanding, Outstanding Questions, and Research Needs, *ACS Catal.*, 2018, **8**, 1520–1527.
- 52 N. M. Wilson and D. W. Flaherty, Mechanism for the Direct Synthesis of H<sub>2</sub>O<sub>2</sub> on Pd Clusters: Heterolytic Reaction Pathways at the Liquid–Solid Interface, *J. Am. Chem. Soc.*, 2016, **138**, 574–586.
- 53 G. Kresse and J. Hafner, Ab initio molecular dynamics for liquid metals, *Phys. Rev. B*, 1993, **47**, 558–561.
- 54 G. Kresse and J. Hafner, Ab initio molecular-dynamics simulation of the liquid-metal–amorphous-semiconductor transition in germanium, *Phys. Rev. B*, 1994, **49**, 14251–14269.
- 55 G. Kresse and J. Furthmüller, Efficiency of ab-initio total energy calculations for metals and semiconductors using a plane-wave basis set, *Comput. Mater. Sci.*, 1996, **6**, 15–50.
- 56 G. Kresse, Efficient iterative schemes for ab initio total-energy calculations using a plane-wave basis set, *Phys. Rev. B*, 1996, **54**, 11169–11186.
- 57 J. P. Perdew, K. Burke and M. Ernzerhof, Generalized Gradient Approximation Made Simple, *Phys. Rev. Lett.*, 1996, **77**, 3865–3868.
- 58 T. Visart de Bocarmé, T.-D. Chau, F. Tielens, J. Andrés, P. Gaspard, R. L. C. Wang, H. J. Kreuzer and N. Kruse, Oxygen adsorption on gold nanofacets and model clusters., *J. Chem. Phys.*, 2006, **125**, 054703.
- 59 Z. Duan and G. Henkelman, CO Oxidation on the Pd(111) Surface, *ACS Catal.*, 2014, **4**, 3435–3443.
- 60 P. E. Blöchl, Projector augmented-wave method, *Phys. Rev. B*, 1994, **50**, 17953–17979.
- 61 G. Kresse, From ultrasoft pseudopotentials to the projector augmented-wave method, *Phys. Rev. B*, 1999, **59**, 1758–1775.
- 62 W. Tang, E. Sanville and G. Henkelman, A grid-based Bader analysis algorithm without lattice bias., *J. Phys. Condens. Matter Inst. Phys. J.*, 2009, **21**, 084204.
- 63 E. Sanville, S. D. Kenny, R. Smith and G. Henkelman, Improved grid-based algorithm for Bader charge allocation., *J. Comput. Chem.*, 2007, **28**, 899–908.
- 64 G. Henkelman, A. Arnaldsson and H. Jónsson, A fast and robust algorithm for Bader decomposition of charge density, *Comput. Mater. Sci.*, 2006, **36**, 354–360.
- 65 G. Mills, H. Jónsson and G. K. Schenter, Reversible work transition state theory: application to dissociative adsorption of hydrogen, *Surf. Sci.*, 1995, **324**, 305–337.
- 66 G. Henkelman and H. Jónsson, A dimer method for finding saddle points on high dimensional potential surfaces using only first derivatives, *J. Chem. Phys.*, 1999, **111**, 7010–7022.
- 67 J. Kästner and P. Sherwood, Superlinearly converging dimer method for transition state search, *J. Chem. Phys.*, 2008, **128**, 014106.
- 68 A. Thetford, G. J. Hutchings, S. H. Taylor and D. J. Willock, The decomposition of H<sub>2</sub>O<sub>2</sub> over the components of Au/TiO<sub>2</sub> catalysts, *Proc. R. Soc. Math. Phys. Eng. Sci.*, 2011, **467**, 1885–1899.
- 69 F. Pittaway, L. O. Paz-Borbón, R. L. Johnston, H. Arslan, R. Ferrando, C. Mottet, G. Barcaro and A. Fortunelli, Theoretical Studies of Palladium–Gold Nanoclusters: Pd–Au Clusters with up to 50 Atoms, *J. Phys. Chem. C*, 2009, **113**, 9141–9152.
- 70 M. Boronat, S. Laursen, A. Leyva-Pérez, J. Oliver-Meseguer, D. Combita and A. Corma, Partially oxidized gold nanoparticles: A catalytic base-free system for the aerobic homocoupling of alkynes, *J. Catal.*, 2014, **315**, 6–14.
- 71 H.-J. Freund, M. Heyde, N. Nilus, S. Schauermaun, S. Shaikhutdinov and M. Sterrer, Model studies on heterogeneous catalysts at the atomic scale: From supported metal particles to two-dimensional zeolites, *J. Catal.*, 2013, **308**, 154–167.

- 72 R. Tiruvalam, Q. He, A. A. Herzing, J. Pritchard, N. Dimitratos, J. A. Lopez-Sanchez, J. K. Edwards, A. F. Carley, G. J. Hutchings and C. J. Kiely, Some recent advances in gold-based catalysis facilitated by aberration corrected analytical electron microscopy, *J. Phys. Conf. Ser.*, 2012, **371**, 012028.
- 73 J. K. Edwards, B. E. Solsona, P. Landon, A. F. Carley, A. Herzing, C. J. Kiely and G. J. Hutchings, Direct synthesis of hydrogen peroxide from H<sub>2</sub> and O<sub>2</sub> using TiO<sub>2</sub>-supported Au–Pd catalysts, *J. Catal.*, 2005, **236**, 69–79.
- 74 M. Boronat and A. Corma, Oxygen activation on gold nanoparticles: separating the influence of particle size, particle shape and support interaction, *Dalton Trans.*, 2010, **39**, 8538–8546.
- 75 A. J. Logsdail, L. O. Paz-Bórbon and C. A. Downing, DFT-Computed Trends in the Properties of Bimetallic Precious Metal Nanoparticles with Core@Shell Segregation, *J. Phys. Chem. C*, 2018, **122**, 5721–5730.
- 76 P. Tian, D. Ding, Y. Sun, F. Xuan, X. Xu, J. Xu and Y.-F. Han, Theoretical study of size effects on the direct synthesis of hydrogen peroxide over palladium catalysts, *J. Catal.*, 2019, **369**, 95–104.
- 77 M. Boronat, A. Leyva-Pérez and A. Corma, Theoretical and Experimental Insights into the Origin of the Catalytic Activity of Subnanometric Gold Clusters: Attempts to Predict Reactivity with Clusters and Nanoparticles of Gold, *Acc. Chem. Res.*, 2014, **47**, 834–844.
- 78 A. Roldán, S. González, J. M. Ricart and F. Illas, Critical Size for O<sub>2</sub> Dissociation by Au Nanoparticles, *ChemPhysChem*, 2009, **10**, 348–351.
- 79 A. Staykov, D. Derekar and K. Yamamura, Oxygen dissociation on palladium and gold core/shell nanoparticles: Staykov et al., *Int. J. Quantum Chem.*, 2016, **116**, 1486–1492.
- 80 J. B. A. Davis, F. Baletto and R. L. Johnston, The Effect of Dispersion Correction on the Adsorption of CO on Metallic Nanoparticles, *J. Phys. Chem. A*, 2015, **119**, 9703–9709.
- 81 T. Whittaker, K. B. S. Kumar, C. Peterson, M. N. Pollock, L. C. Grabow and B. D. Chandler, H<sub>2</sub> Oxidation over Supported Au Nanoparticle Catalysts: Evidence for Heterolytic H<sub>2</sub> Activation at the Metal–Support Interface, *J. Am. Chem. Soc.*, 2018, **140**, 16469–16487.
- 82 P. Tian, X. Xu, C. Ao, D. Ding, W. Li, R. Si, W. Tu, J. Xu and Y.-F. Han, Direct and Selective Synthesis of Hydrogen Peroxide over Palladium-Tellurium Catalysts at Ambient Pressure, *ChemSusChem*, 2017, **10**, 3342–3346.