

SHEHU, H., ORAKWE, I. and GOBINA, E. 2021. A comparative evaluation of the hydrogen separation, purification and transport behavior of  $\alpha$ -alumina membrane and  $\gamma$ -alumina membranes modified with AlOOH sol. Presented at *8th International conference and exhibition on advanced and nanomaterials 2021 (ICANM2021)*, 9-11 August 2021, [virtual conference].

# A comparative evaluation of the hydrogen separation, purification and transport behavior of $\alpha$ -alumina membrane and $\gamma$ -alumina membranes modified with AlOOH sol.

SHEHU, H., ORAKWE, I. and GOBINA, E.

2021

# A COMPARATIVE EVALUATION OF THE HYDROGEN SEPARATION, PURIFICATION AND TRANSPORT BEHAVIOR OF $\alpha$ -ALUMINA MEMBRANE AND $\gamma$ -ALUMINA MEMBRANES MODIFIED WITH AIOOH Sol.

Habiba Shehu, Ifeyinwa Orakwe and \*Edward Gobina

*Robert Gordon University, Centre for Process Integration and Membrane Technology (CPIMT), School of Engineering, Sir Ian Wood Building, Garthdee Road, Aberdeen, AB10 7GJ, United Kingdom.*

*\*Corresponding Author (email: [e.gobina@rgu.ac.uk](mailto:e.gobina@rgu.ac.uk); tel: +441224262348)*

## ABSTRACT

The main purpose of this work is to investigate the hydrogen permeation behavior of a commercial ceramic alumina membrane and compare same with that of a  $\gamma$ -alumina membrane graded with an AIOOH sol using the dip coating method. The permeance of hydrogen and 5 other single gases (He, N<sub>2</sub>, CH<sub>4</sub>, CO<sub>2</sub> and Ar) were investigated at high temperatures. Mixed gas permeation tests for a H<sub>2</sub> gas mixture were also carried out. Results showed that the permeance of H<sub>2</sub> increased with increasing temperature for the graded  $\gamma$ -Al<sub>2</sub>O<sub>3</sub> membrane while it decreased for the  $\alpha$ -Al<sub>2</sub>O<sub>3</sub> support. For the single gas tests, the  $\alpha$ -Al<sub>2</sub>O<sub>3</sub> support show higher permeance of up to  $9.45 \times 10^{-3} \text{ mol m}^{-2} \text{ s}^{-1} \text{ Pa}^{-1}$  compared to  $1.03 \times 10^{-3} \text{ mol m}^{-2} \text{ s}^{-1} \text{ Pa}^{-1}$  for the  $\gamma$ -Al<sub>2</sub>O<sub>3</sub> but the graded substrate was permeable to only H<sub>2</sub> at fifth coating. The mixed gas tests for a gas mixture (H<sub>2</sub>= 50%, CO= 28%, CO<sub>2</sub>=10% CH<sub>4</sub>=8%, N<sub>2</sub>=4%) show lower H<sub>2</sub> permeance which was attributed to the inhibition effect of CO<sub>2</sub> in the gas mixture. The H<sub>2</sub>/N<sub>2</sub> permselectivity for both membranes was close to the theoretical Knudsen value of 3.73 which suggests a combined viscous and Knudsen flow transport mechanism.

**Keywords:** Hydrogen, Alumina, Membranes, Dip-coating, Permeance.

## INTRODUCTION

Membrane technology for hydrogen separation and production processes is becoming an important and enabling technology in the current global decarbonisation efforts aimed at combating climate change and ensuring energy security. It is still 'work in progress' before H<sub>2</sub> is fully adopted as the global energy carrier to replace fossil fuels. During this transition period from fossil fuels to H<sub>2</sub>, research into several H<sub>2</sub> separation and purification processes is gaining increased attention. One of these processes is membrane technology which offers several advantages in hydrogen processes including energy efficiency, cost effectiveness and infinite selectivity to hydrogen for dense palladium membranes when defect free. Alumina membranes are thermally and chemically stable and can withstand harsh operating conditions. Membrane filtration technology is a tried, tested, and proven method and is used in many industrial process streams, and now being adopted in applications such as biofuels production, integrated biorefineries, hydrogen production, purification, and integrated reactor systems. Membrane filtration technology shows promise to improve and facilitate carbon capture, storage, and utilization (CCUS) to help attain net-zero by 2050. Membranes are highly engineered, physical structured barriers that are used in processes for gas/gas, gas/liquid, liquid/liquid, and liquid/solid separation. They allow the passage of materials only within a window based on certain size, shape, or character. Today, particular attention is being paid to using membrane separation techniques that facilitate continuous, rather than batch, processes [1-11].

## EXPERIMENTAL

The experiment was carried out for a macroporous  $\alpha$ - alumina support with a 30 nm pore size and i.d= 7mm, o.d= 10 mm, effective length= 0.34 m. Another 30 nm  $\alpha$ -alumina support was graded with AIOOH sol and converted to  $\gamma$ -alumina by 5 sequential dippings using the dip coating method (Fig. 1). The tubes were dried at 65°C for 2 hours in an oven to remove any water vapor or moisture and sealed at both ends. The modification of the  $\alpha$ -Al<sub>2</sub>O<sub>3</sub> support was similarly carried out through a multilayer deposition process using a dipping-drying-calcining method (Fig. 1). After each dipping, the support was dried for 10 hours at 65 °C and calcined at 873 K for 24 hours. Permeation tests were carried out in a membrane reactor module (Fig. 2) at 298, 323, 373, 473 and 573K.

## RESULTS AND DISCUSSION

In Fig.3 the  $H_2$  permeance increased with temperature but decreased with the number of coatings as more layers of the Boehmite sol were deposited. This decrease in permeance is in conformity with the principle that the higher the membrane thickness, the higher the resistance to permeation and therefore the lower the permeance. The  $\gamma-Al_2O_3$  substrate was only permeable to  $H_2$  at fifth coating. In Fig. 4 the decrease in  $H_2$  permeance with increasing temperature for the  $\alpha-Al_2O_3$  support indicates low mobility of the gas molecules in the pores and suggests that surface adsorption was inversely proportional to temperature hence high temperature negates surface diffusion of hydrogen in the  $\alpha$ -alumina support while low temperature enhances it. In Fig 5, the maximum  $H_2/N_2$  permselectivity of 3.07 was measured for the  $\gamma$ -alumina at 573 K while in Fig. 6, it was 2.9 for the  $\alpha$ -alumina support at 298 K and both are lower than the Knudsen value of 3.73 which suggests the existence of viscous flow mechanism. The slightly higher  $H_2/N_2$  permselectivity of the  $\gamma$ -alumina substrate at 3.07 indicates less dominance of viscous flow and more closeness to Knudsen diffusion. The SEM image in Fig. 7 shows the  $\alpha-Al_2O_3$  structure increasingly open and flowery with more open pores layer wise going top, intermediate, and inner.

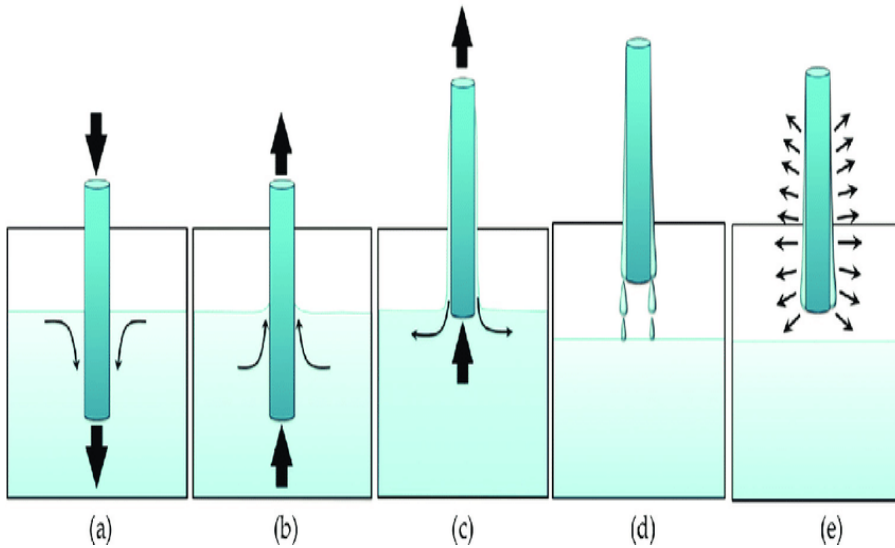


Fig. 1: Dip-coating stages: (a) immersion (b) start-up; (c) deposition; (d) drainage and (e) evaporation

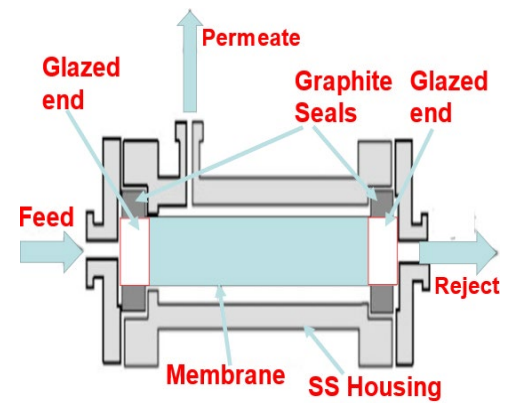


Fig 2: Membrane permeator

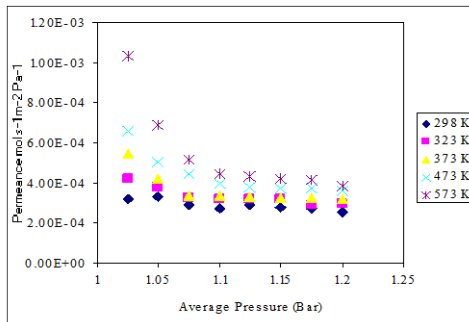


Fig.3.  $H_2$  permeance as a function of average pressure at different temperature for the  $\gamma-Al_2O_3$  membrane

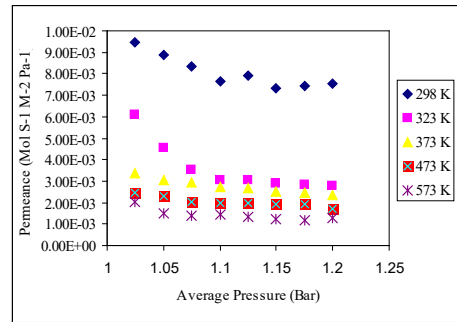


Fig. 4.  $H_2$  permeance as a function of average pressure at first coating, at various temperature for the  $\alpha-Al_2O_3$  membrane.

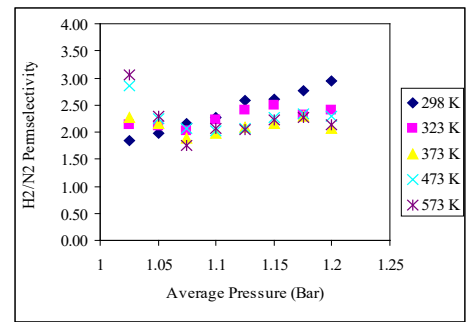


Fig. 5.  $H_2/N_2$  permselectivity for the  $\gamma$ -alumina membrane at different temperature.

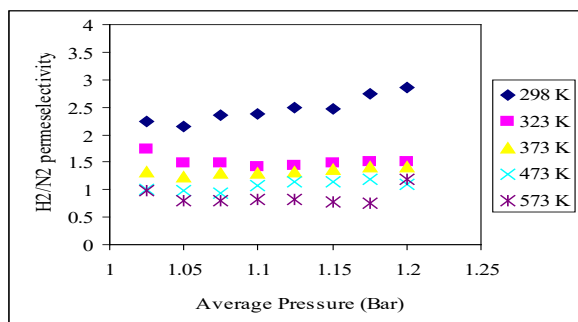


Fig. 6. H<sub>2</sub>/N<sub>2</sub> permselectivity for the  $\alpha$ -alumina membrane at different temperature.




Fig. 7: SEM image of cross-sectional area of the macroporous  $\alpha$ -alumina support (resolution 1000 x)

## CONCLUSION

A commercial Al<sub>2</sub>O<sub>3</sub> support was graded with Boehmite sol using the repeat dip-coating method and its hydrogen permeation behaviour and H<sub>2</sub>/N<sub>2</sub> permselectivity investigated. The results for the graded  $\gamma$ -Al<sub>2</sub>O<sub>3</sub> substrate were compared with those of a macroporous  $\alpha$ -Al<sub>2</sub>O<sub>3</sub> support. The results show that H<sub>2</sub> permeance increases with temperature for the  $\gamma$ -Al<sub>2</sub>O<sub>3</sub> membrane while it decreases for the  $\alpha$ -Al<sub>2</sub>O<sub>3</sub> substrate. The measured H<sub>2</sub>/N<sub>2</sub> separation ratios indicate a combination of Knudsen and viscous flow mechanisms. The templated membranes provide the core-shell structured membrane for various applications in catalytic processes. The pores could be easily impregnated with catalytic materials to form catalytic membrane reactors because they have a high BET surface area, hierarchical porosity, and good permeability. In catalytic reactors membrane is fabricated using metal-dispersed nanoparticle-embedded pores and was successfully used for membrane catalysis in which the reactants could easily penetrate the wall of the membrane to contact the active metal nanoparticles, resulting in the high catalytic activity. The catalysts loaded in the membrane are not restricted to the nanoparticle. Various metal catalytic species such as Ag, Pt, Pd can be immobilized in the micro- and mesopores of the membrane and can be further modified with specific functional groups through post reaction, to provide specific binding sites for other active components of interest.

## ACKNOWLEDGEMENT

Sincere thanks to CCEMC (ERA) Canada and PTDF, Nigeria for sponsorship of this work.

## REFERENCES

- Gobina, E (2006) UNITED STATES OF AMERICA GRANTED PATENT No. US 7048778, 23-May-2006
- X. Changrong, W. Feng, M. Zhaojing, L. Fanqing, P. Dingkun, M. Guanyao, Journal of Membrane Science 116 (1996) 9-16.
- Y. Wall, O, Aime-Mudimu, G. Braun, G. Brunner, Desalination 230 (2010) 1056-1059.
- Yunfeng, G, S, T, Oyama, Journal of Membrane Science 306 (2007) 216-277.
- Bernardo G, Araújo T, da Silva Lopes T, Sousa J, Mendes (2019) Int J Hydrogen Energy 45(12):7313-7338.
- Peters T, Caravella A (2019). Membranes (Basel) 9(2):1-5.
- Alique D, Martinez-Diaz D, Sanz R, Calles JA. (2018) Membranes (Basel) 8(1):1-39.
- Kiadehi AD, Taghizadeh M. (2019) Int J Hydrogen Energy 44(5):2889-2904.
- Bessa LP, Ferreira E de P, Magalhães F de S, Ferreira FB, Cardoso VL, Reis MHM. (2019) Ceram Int. 45(17):23632-23642.
- Zhao C, Caravella A, Xu H, Brunetti A, Barbieri G, Goldbach A. (2017) J Memb Sci. 2018;550(January):365-376.
- Lee M, Wu Z, Wang R, Li K. (2014) J Memb Sci. 2014;461:39-48.