



PHYSICAL CHEMISTRY 2016

*13th International Conference on
Fundamental and Applied Aspects of
Physical Chemistry*

*Proceedings
Volume I*

BELGRADE
September 26 - 30, 2016



PHYSICAL CHEMISTRY 2016

*13th International Conference on
Fundamental and Applied Aspects of
Physical Chemistry*

*Proceedings
Volume I*

BELGRADE
September 26-30, 2016

ISBN 978-86-82475-34-7

Title: Physical Chemistry 2016 (Proceedings)

Editors: Željko Čupić and Slobodan Anić

Published by: Society of Physical Chemists of Serbia, Studentski trg 12-16, 11158, Belgrade, Serbia.

Publisher: Society of Physical Chemists of Serbia

For Publisher: S. Anić, President of Society of Physical Chemists of Serbia

Printed by: "Jovan", Printing and Publishing Company; 200 Copies.

Number of pages: 6+502; Format B5; printing finished in September 2016


Text and Layout: "Jovan"

Neither this book nor any part may be reproduced or transmitted in any form or by any means, including photocopying, or by any information storage and retrieval system, without permission in writing from the publisher.

200 - Copy printing

CONTENT

<i>Volume I</i>	
<i>Organizer</i>	IV
<i>Comittes</i>	V
<i>Sponsors</i>	VI
<i>Plenary Lecture</i>	1
<i>Spectroscopy, Molecular Structure, Physical Chemistry of Plasma</i>	47
<i>Kinetics, Catalysis</i>	183
<i>Nonlinear Dynamics, Oscillatory Reactions, Chaos</i>	267
<i>Electrochemistry</i>	355
<i>Biophysical Chemistry, EPR Investigations of bio-systems, Photochemistry, Radiation Chemistry</i>	409



PHYSICAL CHEMISTRY 2016

*13th International Conference on
Fundamental and Applied Aspects of
Physical Chemistry*

Organized by

*The Society of Physical Chemists of
Serbia*

in co-operation with

Institute of Catalysis Bulgarian Academy of Sciences

and

*Boriskov Institute of Catalysis Siberian Branch of
Russian Academy of Sciences*

and

University of Belgrade, Serbia:

Faculty of Physical Chemistry

Institute of Chemistry, Technology and Metallurgy

Vinča Institute of Nuclear Sciences

Faculty of Pharmacy

Institute of General and Physical Chemistry, Belgrade, Serbia

INTRAPARTICLE DIFFUSION AND ADSORPTION OF HEAVY METALS ONTO POROUS POLYMER

B. M. Ekmešćić¹, Z. P. Sandić², Lj. T. Suručić¹, J. P. Marković³,
I. S. Stefanović¹ and A. B. Nastasović¹

¹*University of Belgrade, Institute of Chemistry, Technology and Metallurgy, Njegoševa 12, 11000 Belgrade, Serbia. (bojanae@chem.bg.ac.rs)*

²*University of Banja Luka, Faculty of Science, 78000 Banja Luka, Mladena Stojanovića 2, B&H (Republic of Srpska).*

³*University of Belgrade, Vinča Institute of Nuclear Sciences, P.O. Box 522, 11001 Belgrade, Serbia.*

ABSTRACT

Intraparticle diffusion kinetic model (IPD) was used to elucidate the influence of macroporous glycidyl methacrylate (GMA) and ethylene glycol dimethacrylate (EGDMA) copolymer (PGME) with attached diethylene triamine (PGME-deta) on the competitive Cu(II), Cd(II), Co(II) and Ni(II) ions sorption from aqueous solutions. Surface sorption was examined by SEM-EDS analysis.

INTRODUCTION

Copper, cadmium, cobalt and nickel (Co, Cd, Co and Ni) are among the most common pollutants in industrial effluents [1]. Chronic exposure to high Cd levels causes renal dysfunction, bone degeneration, liver and blood damage. Co and Ni cause skin rashes, asthma, allergies, pneumonia, etc. Cu can also be toxic, even at very low concentrations. The EPA requires Cu and Cd levels in drinking water not to exceed 1.3 and 0.005 mg L⁻¹, respectively [2]. Maximum permitted levels in drinking water for Cu, Ni and Cd in Republic of Serbia are 2.0, 0.02 and 0.003 mg L⁻¹ [3]. Polymeric adsorbents have been frequently used for heavy metals removal from aqueous solutions. Amino-functionalized macroporous PGME has high capacity and good selectivity for the precious and heavy metal ions over alkali and alkaline earth metals [4]. Depending on pH, it can coordinate heavy and precious metals or bind them as chloro complexes [5].

EXPERIMENTAL

Macroporous PGME was prepared by free-radical suspension polymerization of GMA and EGDMA thermally initiated by decomposition of 2,2'-azobis (isobutyronitrile) (AIBN) as the source of radicals in the

presence of inert component (cyclohexanol and hexadecanol) [6]. The copolymerization was carried out at 70 °C for 2 h and at 80 °C for 6 h with a stirring rate of 200 rpm. PGME sample was purified with ethanol, additionally functionalized with diethylene triamine and labeled as PGME-10/16-deta. Specific pore volume (0.66 cm³), pore diameter (60 nm) which corresponds to half of pore volume and specific surface area (50 m² g⁻¹), of PGME-10/16-deta were determined by mercury porosimetry (Carlo Erba 2000, software Milestone 200). SEM-EDS (energy-dispersive X-ray spectroscopy) analysis was performed on Jeol JSM 5800 instrument operating at 20 kV. The amino group concentration calculated from elemental analysis was $C_{AG}=4.9$ mmol g⁻¹. Sorption of metal ions was investigated under batch competitive conditions. PGME (0.5 g) was contacted with 50 cm³ of mixed metal salt solution ($C_i=0.05$ M, pH=5.0, $t=180$ min, $T=298$ K). The concentration of Cu(II), Cd(II), Co(II) and Ni(II) ions in the aqueous phases was determined by atomic absorption spectrometry (AAS, SpektrAA Varian Instruments). The sorption capacity (Q_t , mmol g⁻¹) at any time t , was calculated from:

$$Q_t = \frac{(C_i - C_t)V}{m} \quad (1)$$

Where: C_i and C_t are concentrations of metal ions in the initial solution and in aqueous solution at time t (min), V is the volume of the aqueous phase (dm³) and m is the mass of the sorbent particles (g).

RESULTS AND DISCUSSION

Previous study showed that the maximum sorption capacities of PGME-10/16-deta under competitive conditions were 1.18 mmol g⁻¹ for Cu(II), 0.67 mmol g⁻¹ for Cd(II), 0.24 mmol g⁻¹ for Co(II) and 0.23 mmol g⁻¹ for Ni(II) ions [4].

For the sake of additional understanding of Cu(II), Cd(II), Co(II) and Ni(II) ions sorption, the surface of

PGME-10/16-deta particles with sorbed metal ions was examined by SEM-EDS analysis. The results are presented in Figure 1 and Table 1.

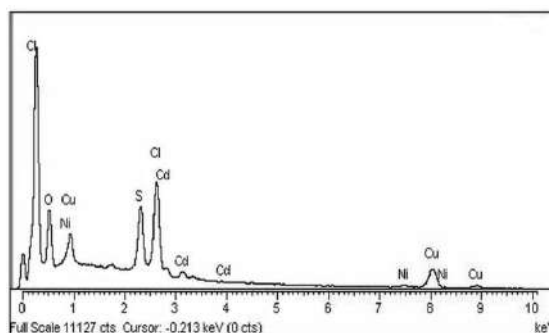


Figure 1. EDS spectra of PGME-10/16-deta with sorbed heavy metal ions.

As expected, EDS analysis confirmed that amount of metal ions bounded to the amino groups on the particle surface decreased in the order: Cu(II) >> Cd(II) > Ni(II) ions. Previously, it was established that Cu(II), Cd(II), Co(II) and Ni(II) ions sorption under competitive conditions obeys pseudo-second order (PSO) kinetics [4]. Namely, the coefficients of determination (R^2) for the PSO kinetics model were closer to unity in comparison to the corresponding R^2 values for PFO kinetics. Also, the experimental equilibrium capacity (Q_e^{exp}) values were almost identical to the values calculated (Q_e^{calc}) using PSO kinetics model, indicating that the sorption rate is controlled by both the sorbent capacity and the sorbate concentration.

In this study, intraparticle (IPD) model was applied to determine whether the process rate in the studied sorption system is directed by film and/or pore diffusion [7, 8]:

Table 1. SEM-EDS analysis of PGME-10/16-deta with sorbed heavy metal ions

Element	Mass. %	Atomic %
O K	54.68	76.40
S K	9.71	6.77
Cl K	17.45	11.00
Ni K	0.98	0.37
Cu K	13.34	4.69
Cd L	3.84	0.76

$$Q_t = k_{id}t^{1/2} + C_{id} \quad (2)$$

where k_{id} is the intraparticle diffusion coefficient and C_{id} is a constant related to the thickness of the boundary layer.

IPD ($Q_t - t^{1/2}$) plots for the Cu(II), Cd(II), Co(II) and Ni(II) ions sorption are given in Figure 2. The maximal sorption capacities and kinetic parameters calculated from

IPD kinetic model are presented in Table 2.

According to the literature, multilinear IPD plots observed in Fig. 2 might represent the stages of sorbate sorption into the macro-, meso-, and microporous structure of sorbent [8,9]. The first and the fastest stage of heavy metal ions sorption can be ascribed to the sorption over the external surface and in the macropores of PGME-deta, the second to the IPD through mesopores, while the third could be regarded as the diffusion through micropores, and achieving the equilibrium.

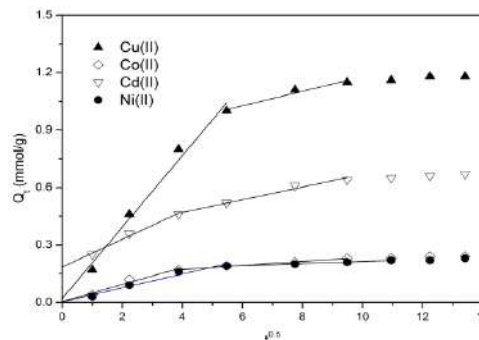


Figure 2. Plots of IPD model for competitive Cu(II), Cd(II), Co(II) and Ni(II) ions sorption on PGME-10/16-deta.

Table 2. Kinetic parameters for Cu(II), Cd(II), Co(II) and Ni(II) ions sorption using PGME-10/16-deta calculated from IPD kinetic model.

Intraparticle diffusion	Metal ions			
	Co(II)	Cd(II)	Cu(II)	Ni(II)
k_{1id} , mmol/(g min ^{0.5})	0.045	0.073	0.187	0.036
C_{1id} , mmol/g	0.005	0.186	0.020	0.004
R^2	0.955	0.988	0.983	0.966
K_{2id} , mmol/(g min ^{0.5})	0.010	0.033	0.038	0.005
C_{2id} , mmol/g	0.131	0.338	0.799	0.159
R^2	0.996	0.979	0.965	0.990

CONCLUSION

Kinetics of competitive Cu(II), Cd(II), Co(II) and Ni(II) ions sorption from aqueous solutions by macroporous PGME-deta was analyzed using intraparticle diffusion (IPD) kinetic model. The analysis revealed that pore diffusion was the only rate-controlling step in the process of heavy metal sorption by the porous copolymer.

Acknowledgement

This work was supported by the Ministry of Education, Science and Technological Development of the Republic of Serbia (Grants no. TR37021, ON172062 and III43009).

REFERENCES

- [1] Agency for Toxic Substances and Disease Registry (ATSDR), Toxicological Profiles, Public Health Service, Atlanta, 1999.
- [2] <http://www.epa.gov/your-drinking-water/table-regulated-drinking-water-contaminants#Inorganic>
- [3] Regulation about sanitary correctness of drinking water ("Sl. list SRJ", br. 42/98 i 44/99).
- [4] A. Nastasović, D. Jakovljević, Z. Sandić, D. Đorđević, Lj. Malović, S. Kljajević, J. Marković, A. Onjia in: Reactive and Functional Polymers Research Advances, Chapter 2, M. I. Barroso (Ed.) Nova Science Publishers, Inc., 2007.
- [5] E. Kalalova, P. Thuy, Angew. Makromol. Chem. 1990, **180**, 159-167.
- [6] Lj. Malović, A. Nastasović, Z. Sandić, J. Marković, D. Đorđević, Z. Vuković, J. Mater. Sci., 2007, **42**, 3326-3337.
- [7] W.J. Weber, J.C. Morris, J. Sanitary Eng. Div., 1963, **89**, 31-60.
- [8] C. Valderrama, J. L. Cortina, A. Farran, X. Gamisans, F. X. de las Heras, React. Funct. Polym., 2008, **68** (3), 718-731.
- [9] F.C. Wu, R.L. Tseng, R.S. Juang, Chem. Eng. J., 2009, **153**, 1-8.

544(082)
66.017/.018(082)
502/504(082)
663/664:658.56(082)
615.31:547(082)

INTERNATIONAL Conference on Fundamental and Applied Aspects of Physical Chemistry (13 ; 2016 ; Beograd)

Physical Chemistry 2016 : proceedings. Vol. 2 / 13th International Conference on Fundamental and Applied Aspects of Physical Chemistry, Belgrade, 26-30 September 2016 ; [editors Željko Čupić and Slobodan Anić]. - Belgrade : Society of Physical Chemists of Serbia, 2016 (Belgrade : Jovan). - IV, 507-930 str. : ilustr. ; 24 cm

Tiraž 200. - Bibliografija uz svaki rad.

ISBN 978-86-82475-33-0

1. Society of Physical Chemists of Serbia (Beograd)

а) Физичка хемија - Зборници б) Наука о материјалима - Зборници с) Животна средина - Заштита - Зборници д) Животне намирнице - Контрола квалитета - Зборници е) Фармацеутска хемија - Зборници
COBISS.SR-ID 225802508

08. 09. 2016

