

Microscopic Effect on Filamentary Coherent Structure Dynamics in Boundary Layer Plasmas

journal or publication title	Plasma
volume	1
number	61-67
page range	1010006
year	2018-03-22
URL	http://hdl.handle.net/10655/00012512

doi: <https://doi.org/10.3390/plasma1010006>



Article

Microscopic Effect on Filamentary Coherent Structure Dynamics in Boundary Layer Plasmas

Hiroki Hasegawa ^{1,2,*}  and Seiji Ishiguro ^{1,2}

¹ National Institute for Fusion Science (NIFS), National Institutes of Natural Sciences (NINS), Toki, Gifu 509-5292, Japan; ishiguro.seiji@nifs.ac.jp

² Department of Fusion Science, SOKENDAI (The Graduate University for Advanced Studies), Toki, Gifu 509-5292, Japan

* Correspondence: hasegawa.hiroki@nifs.ac.jp; Tel.: +81-572-58-2380

Received: 5 March 2018; Accepted: 19 March 2018; Published: 22 March 2018



Abstract: This study has demonstrated kinetic behaviors on the plasma filament propagation with the three-dimensional (3D) Particle-in-Cell (PIC) simulation. When the ion-to-electron temperature ratio T_i/T_e is higher, the poloidal symmetry breaking in the filament propagation occurs. The poloidal symmetry breaking is thought to be induced by the unbalanced potential structure that arises from the effect of the gyro motion of plasma particles.

Keywords: blob; boundary layer transport; kinetic dynamics; particle-in-cell simulation

1. Introduction

In recent magnetic plasma confinement experiments, the radial density profile of boundary layer plasmas has been observed to be flatter than the exponential profile expected by the diffusive radial transport [1]. Such a flat profile is thought to be provided by the intermittent filamentary coherent structures along the magnetic field line, which are called “blobs” [2]. The filamentary structures in boundary layers have been observed in various experiments [3–14] (a large number of the experiments are also listed in Tables II and III in Ref. [15]). In addition, filamentary structures similar to blobs are universally found in astrophysical and space plasmas, e.g., the filamentary structures along the flux tubes on the surface of the sun [16]. Since there is the possibility that such a non-diffusive radial transport damages the vessel wall of a magnetic confinement device, many authors have theoretically and numerically investigated dynamics of the blob propagation on the basis of two-dimensional reduced fluid models [14,15]. These previous works revealed that the size of a blob, δ_b , is on the order of ρ_{si} , where ρ_{si} is defined by $\rho_{si} = c_{si}/\Omega_i$, c_{si} is the ion acoustic speed given by $(T_e/m_i)^{1/2}$, Ω_i is the ion cyclotron frequency, T_e is the electron temperature, and m_i is the ion mass. This fact indicates that the blob size on the cross-section is slightly larger than the ion Larmor radius. That is, it is possible for some kinetic effects to influence the macroscopic dynamics of blob. Thus, we have studied such multiscale physics on the filament dynamics by using the three-dimensional (3D) electrostatic particle-in-cell (PIC) simulation code [17–21]. In this paper, we investigate the dependence of the blob behaviors on the temperature ratio between ion and electron, T_i/T_e , i.e., the ion Larmor radius, with the 3D-PIC code. The 3D-PIC simulation method used in this work is briefly described in Section 2. In Section 3, we show the simulation results, which reveal that the poloidal symmetry breaking occurs in high T_i/T_e plasmas. In Sections 4 and 5, we offer discussion and summarize our work.

2. Methods

In this section, we briefly describe the simulation method and configuration. In the 3D-PIC simulation, an external magnetic field is set to be parallel to the z-axis and the magnitude of the

magnetic field is given by $B = 2L_x B_{L_x} / (3L_x - x)$, i.e., $\partial B / \partial x > 0$, where L_x is the system size in the x direction and B_{L_x} is the magnetic field strength at $x = L_x$. This means that the $-x$, y , and z directions correspond to the radial, poloidal, and toroidal directions, respectively. In the y and z directions, the periodic boundary condition is applied. A plasma blob is initially set as a cylindrical profile along the magnetic field between both edges. The initial density profile of the blob in the poloidal cross-section is given by the Gauss distribution with the radial and poloidal widths, δ_{bx} and δ_{by} . The simulation parameters are as follows. The ion-to-electron mass ratio is $m_i / m_e = 100$. The external magnetic field strength at $x = L_x$ is $\Omega_i / \omega_{pi} = 0.5$. The radial and poloidal sizes of a blob are $\delta_{bx} = \delta_{by} = 1.94 \rho_{si}$. The initial ratio between the ion and electron temperatures is set as $T_i / T_e = 0.01, 0.09$, or 0.25 . Therefore, the ion Larmor radius is $\rho_i / \rho_{si} = 0.1, 0.3$, or 0.5 . In order to confirm some physical properties, any additional collision processes [22] and heat and particle sources are not included in the calculation. Other parameters, e.g., the system size, the number of spatial cells, and the initial blob density amplitude, are the same as those in Ref. [21]. In addition, the detailed descriptions regarding the simulation code and the calculation of the position of the electron center of mass in a blob can be found in Ref. [21].

3. Results

Figure 1 demonstrates the blob propagations in various T_i / T_e cases. As shown in Figure 1a where $T_i / T_e = 0.01$, the propagation in the radial ($-x$) direction is observed to be symmetric in the poloidal (y) direction, which is in agreement with the previous results based on the fluid model [23]. However, Figure 1b,c indicate that the poloidal symmetry breaking in the blob propagation occurs in the high T_i / T_e cases.

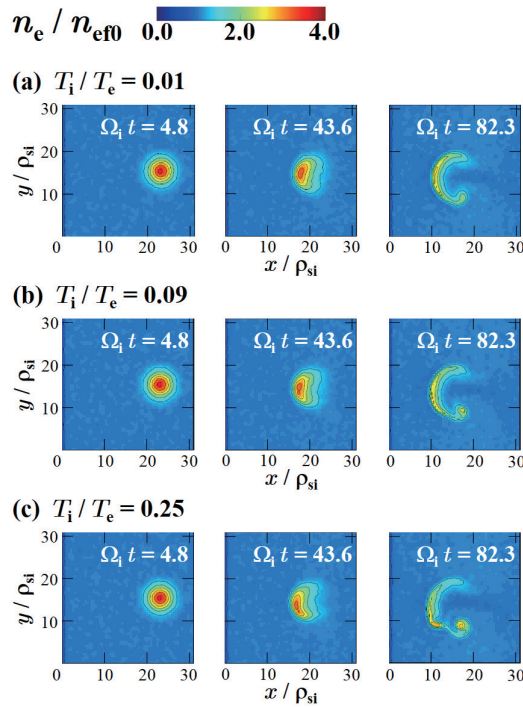


Figure 1. Blob dynamics for various T_i / T_e cases. The time evolutions of the electron density distribution in poloidal cross-section for $T_i / T_e = 0.01$ (a), 0.09 (b), and 0.25 (c) are presented, where n_{eff0} is the electron density of background plasma. Here, the initial radial and poloidal sizes of a blob in each case are set as $\delta_{bx} = \delta_{by} = 1.94 \rho_{si}$.

The poloidal symmetry breaking induces the poloidal motion of the blob as seen from Figure 2, which shows the time variations of the poloidal component of the position of the electron center of mass in a blob, y_{nec} . From Figure 2, it is found that the blob poloidal velocity is larger in the higher

T_i/T_e cases than that in the low T_i/T_e case. Furthermore, the poloidal motion induced by the symmetry breaking makes the radial propagation slower than the theoretical velocity. Figure 3 represents the time variations of the x component of the position of the electron center of mass in a blob, x_{nec} . We calculate the radial propagation velocity of a blob from these x_{nec} data between $\Omega_i t = 40$ and 70, and show the relation between $1 + T_i/T_e$ and the observed radial propagation velocity v_{bx}^{ob} in Figure 4 in which the theoretical velocity v_{bx}^{th} represented by the broken line is derived from Equation (33) in Ref. [21], which is proportional to $(1 + T_i/T_e)^{1/2}$. Figure 4 indicates that the observed propagation velocity v_{bx}^{ob} in the high T_i/T_e case is much slower than the theoretical propagation velocity v_{bx}^{th} . The observed deviation from the theoretical propagation velocity is thought to occur due to the poloidal motion, i.e., the symmetry breaking. The origin of the deviation is discussed in Section 4. It is also found that the deceleration of the radial propagation occurs after $\Omega_i t \sim 70$ in Figure 3. The deceleration in the final stage may arise from the collapse of the blob shape.

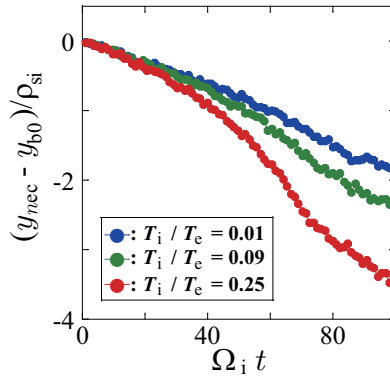


Figure 2. Time variations of the poloidal component of the position of the electron center of mass in a blob, y_{nec} . The blue, green, and red circles represent the observations for $T_i/T_e = 0.01, 0.09,$ and $0.25,$ respectively. Here, y_{b0} is the initial poloidal position of the center of a blob.

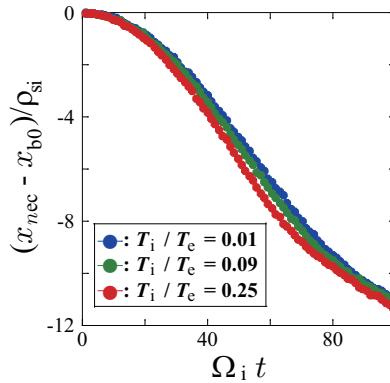


Figure 3. Time variations of the x component of the position of the electron center of mass in a blob, x_{nec} . The blue, green, and red circles represent the observations for $T_i/T_e = 0.01, 0.09,$ and $0.25,$ respectively. Here, x_{b0} is the initial radial position of the center of a blob.

In order to investigate the origin of the poloidal symmetry breaking on the blob propagation, the electric potential structure in a blob is analyzed. In a blob, the dipole potential structure in the poloidal cross-section is produced with the charge separation by the grad- B drift. The $E \times B$ drift induced by such a potential structure moves the blob and collapses the blob into a mushroom shape as shown in Figure 1a. On the other hand, Figure 5 shows that the peak of the potential hill, $\Delta\phi_h = |\phi_{max} - \phi_{av}|,$ becomes smaller than that of the potential well, $\Delta\phi_w = |\phi_{min} - \phi_{av}|,$ in the higher T_i/T_e cases, where $\phi_{max}, \phi_{min},$ and ϕ_{av} are the maximum, the minimum, and the average values of potential, respectively. On each 1D profile shown in the right panels in Figure 5, the ratios

between the amplitude of the potential hill and the amplitude of the potential well are observed as $\Delta\phi_h/\Delta\phi_w = 0.911$ ($T_i/T_e = 0.01$), 0.840 ($T_i/T_e = 0.09$), and 0.794 ($T_i/T_e = 0.25$). Such an unbalanced dipole potential structure in a blob in the high T_i/T_e plasma is thought to arise from the broader distribution of positive charge than that of negative charge due to the large ion Larmor radius. In such a potential structure, the $E \times B$ drift on the potential well side is more intense than that on the potential hill side. Therefore, more plasma particles are transported to the potential well side and the poloidal symmetry breaking appears.

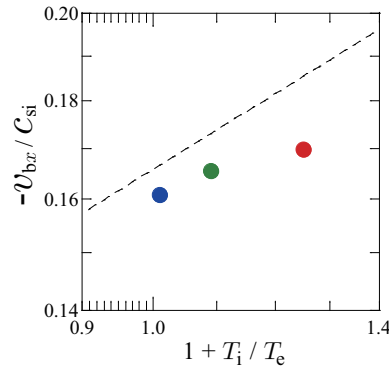


Figure 4. Relation between $1 + T_i/T_e$ and the radial propagation velocity v_{bx} . The circles and the broken line represent the observed velocities v_{bx}^{ob} and the theoretical velocity v_{bx}^{th} .

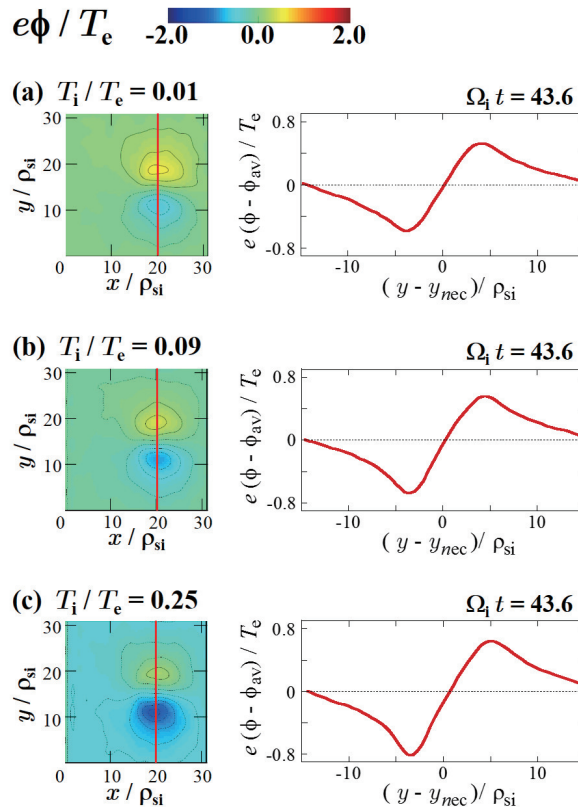


Figure 5. Potential distributions for $T_i/T_e = 0.01$ (a), 0.09 (b), and 0.25 (c) at $\Omega_i t = 43.6$. In each figure of (a), (b), and (c), the left panel shows the two-dimensional (2D) profile on the poloidal cross-section, while the right panel represents the one-dimensional (1D) profile along the red line in the 2D profile. The red line in each left panel designates the x position where the potential has minimum value and corresponds to $x/\rho_{si} = 19.9$ (a), 20.5 (b), or 19.7 (c).

4. Discussion

Here, the deviation of the radial propagation from the theoretical velocity by the unbalanced dipole potential structure in a blob is roughly estimated. We assume that the potential forms on the hill side and the well side are simple elliptical cones as shown in Figure 6a, in which the height and the lengths of the radial and poloidal semi-axes of the base are given by ϕ_0 , $2\delta_{bx}$, and δ_{by} , respectively, and that the volumes of each cone are kept constant as $V_\phi = 2\pi\phi_0\delta_{bx}\delta_{by}/3$. In this simple estimation, the radial propagation velocity without considering the ion gyro motion effect is given by $|v_{bx0}| = \phi_0/(\delta_{by}B)$, where B is the magnitude of the magnetic field. If the lengths of the radial and poloidal semi-axes of the base become $2\delta_{bx} \pm \alpha\rho_L$ and $\delta_{by} \pm \alpha\rho_L$, respectively, on the hill (+)/well (-) side with considering the ion gyro motion effect, the modified heights on each side are obtained as

$$\Delta\phi_h = \frac{\phi_0}{\left(1 + \frac{\alpha\rho_L}{2\delta_{bx}}\right)\left(1 + \frac{\alpha\rho_L}{\delta_{by}}\right)} \quad (1)$$

and

$$\Delta\phi_w = \frac{\phi_0}{\left(1 - \frac{\alpha\rho_L}{2\delta_{bx}}\right)\left(1 - \frac{\alpha\rho_L}{\delta_{by}}\right)}, \quad (2)$$

where ρ_L is defined by $\rho_L = \rho_i - \rho_e$, ρ_i and ρ_e are the ion and electron Larmor radii, respectively, and α is the coefficient for the ion gyro motion effect. Thus, the mean poloidal velocity in the front of a blob is estimated as

$$\begin{aligned} |v_{by}| &= \frac{\Delta\phi_w}{2(2\delta_{bx} - \alpha\rho_L)B} - \frac{\Delta\phi_h}{2(2\delta_{bx} + \alpha\rho_L)B} \\ &\approx \left(\frac{\alpha\rho_L}{\delta_{bx}} + \frac{\alpha\rho_L}{\delta_{by}}\right) \frac{\delta_{by}}{2\delta_{bx}} |v_{bx0}|. \end{aligned} \quad (3)$$

Assuming that the magnitude of the blob velocity is kept constant as $|v_b| = |v_{bx0}|$, the estimation of the radial propagation velocity in the finite T_i/T_e plasmas is obtained as

$$\begin{aligned} |v_{bx}| &= (|v_{bx0}|^2 - |v_{by}|^2)^{1/2} \\ &\approx \left[1 - \frac{1}{2} \left(\frac{\delta_{by}}{\delta_{bx}}\right)^2 \left(\frac{\alpha\rho_L}{\delta_b^*}\right)^2\right] |v_{bx0}|, \end{aligned} \quad (4)$$

where $\delta_b^* = 2\delta_{bx}\delta_{by}/(\delta_{bx} + \delta_{by})$. This means that v_{bx}^{ob}/v_{bx}^{th} has a linear relation with ρ_L^2 , which is indicated by Figure 6b where the relation between $(\rho_L/\delta_b^*)^2$ and v_{bx}^{ob}/v_{bx}^{th} is shown.

In the simulations shown in Section 3, the slightly moderate values are chosen for T_i/T_e because this paper focuses on the investigation of the fundamental processes and the system size is still small. However, it is often observed that $T_i/T_e > 1$ in fusion boundary layer plasmas. In addition, although the dynamics are solved in the 3D space and 3D velocity coordinate in the simulations, the 3D behaviors on the blob dynamics have not been observed clearly because the periodic boundary condition is applied in the z direction and the system size in the z direction is too small for 3D behaviors to appear. We plan to investigate the dynamics in high ion temperature plasmas as $T_i/T_e > 1$ and 3D kinetic effects on the blob dynamics with the large-scale simulations where the self-consistent sheath formation in the vicinity of both edges in the z direction is computed. Furthermore, in future work, it is important to investigate kinetic effects on filament dynamics in the detached state with the PIC-MCC (PIC with Monte Carlo collision) code [22].

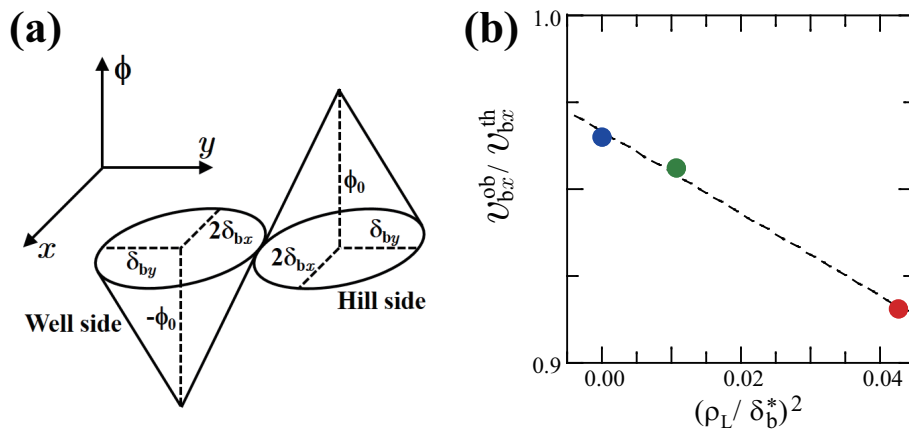


Figure 6. Observed deviation of the radial propagation from the theoretical velocity by the unbalanced dipole potential structure in a blob. The panels (a) and (b) show the schematic diagram of the potential configuration in the simple estimation and the relation between $(\rho_L/\delta_b^*)^2$ and v_{bx}^{ob}/v_{bx}^{th} , respectively. The broken line drawn in panel (b) represents the linear approximation as $v_{bx}^{ob}/v_{bx}^{th} = 0.967 - 1.18(\rho_L/\delta_b^*)^2$.

5. Conclusions

In this work, we have studied the dependence of the blob behaviors on T_i/T_e as the first step toward the investigation of the multiscale physics, i.e., the dynamics between microscopic and macroscopic hierarchies, in the blob transport dynamics. The 3D-PIC simulations have revealed the poloidal symmetry breaking in the blob propagation in the high T_i/T_e plasma, which is induced by the unbalanced dipole potential structure in a blob due to the large ion Larmor radius. The poloidal symmetry breaking disturbs the radial propagation of a filament. The ratio between the observed and theoretical radial propagation velocities has a linear relation with the square of the difference between the ion and electron gyro radii.

Acknowledgments: The authors are grateful to Akiyoshi Hatayama (Keio Univ.) for stimulating discussions. The simulations were carried out on the Plasma Simulator (PS)/NIFS and the high-performance computer system of Nagoya University. This work was performed with the support and under the auspices of the NIFS Collaboration Research programs (NIFS17KNSS086, NIFS17KNXN342, NIFS17KNTS046, NIFS17KNTS049, and NIFS16KNTT038), supported by JSPS KAKENHI Grant Number JP23740411, and partially supported by “Joint Usage/Research Center for Interdisciplinary Large-scale Information Infrastructures” and “High Performance Computing Infrastructure” in Japan (Project ID: jh160023-NAH and jh170003-NAH).

Author Contributions: Hiroki Hasegawa and Seiji Ishiguro conceived and designed the simulations; Seiji Ishiguro contributed the bases of the simulation code and the analysis tools; Hiroki Hasegawa developed the simulation code and the analysis tools, performed the simulations, analyzed the data, and wrote the paper.

Conflicts of Interest: The authors declare no conflict of interest. The founding sponsors had no role in the design of the study; in the collection, analyses, or interpretation of data; in the writing of the manuscript, and in the decision to publish the results.

References

1. Umansky, M.V.; Krasheninnikov, S.I.; LaBombard, B.; Terry, J.L. Comments on particle and energy balance in the edge plasma of Alcator C-Mod. *Phys. Plasmas* **1998**, *5*, 3373–3376, doi:10.1063/1.873051.
2. Krasheninnikov, S.I. On scrape off layer plasma transport. *Phys. Lett. A* **2001**, *283*, 368–370, doi:10.1016/S0375-9601(01)00252-3.
3. Boedo, J.A.; Rudakov, D.; Moyer, R.; Krasheninnikov, S.; Whyte, D.; McKee, G.; Tynan, G.; Schaffer, M.; Stangeby, P.; West, P.; et al. Transport by intermittent convection in the boundary of the DIII-D tokamak. *Phys. Plasmas* **2001**, *8*, 4826–4833, doi:10.1063/1.1406940.
4. Antar, G.Y.; Counsell, G.; Yu, Y.; Labombard, B.; Devynck, P. Universality of intermittent convective transport in the scrape-off layer of magnetically confined devices. *Phys. Plasmas* **2003**, *10*, 419–428, doi:10.1063/1.1536166.

5. Maqueda, R.J.; Wurden, G.A.; Zweben, S.; Roquemore, L.; Kugel, H.; Johnson, D.; Kaye, S.; Sabbagh, S.; Maingi, R. Edge turbulence measurements in NSTX by gas puff imaging. *Rev. Sci. Instrum.* **2001**, *72*, 931–934, doi:10.1063/1.1321009.
6. Boedo, J.A.; Rudakov, D.L.; Moyer, R.A.; McKee, G.R.; Colchin, R.J.; Schaffer, M.J.; Stangeby, P.G.; West, W.P.; Allen, S.L.; Evans, T.E.; et al. Transport by intermittency in the boundary of the DIII-D tokamak. *Phys. Plasmas* **2003**, *10*, 1670–1677, doi:10.1063/1.1563259.
7. Liu, H.Q.; Hanada, K.; Nishino, N.; Ogata, R.; Ishiguro, M.; Gao, X.; Zushi, H.; Nakamura, K.; Fujisawa, A.; Idei, H.; et al. Cross-field motion of plasma blob-filaments and related particle flux in an open magnetic field line configuration on QUEST. *J. Nucl. Mater.* **2013**, *438*, S513–S517, doi:10.1016/j.jnucmat.2013.01.106.
8. Birkenmeier, G.; Manz, P.; Carralero, D.; Laggner, F.M.; Fuchert, G.; Krieger, K.; Maier, H.; Reimold, F.; Schmid, K.; Dux, R.; et al. Filament transport, warm ions and erosion in ASDEX Upgrade L-modes. *Nucl. Fusion* **2015**, *55*, 033018, doi:10.1088/0029-5515/55/3/033018.
9. Zweben, S.J.; Myra, J.R.; Davis, W.M.; D'Ippolito, D.A.; Gray, T.K.; Kaye, S.M.; LeBlanc, B.P.; Maqueda, R.J.; Russell, D.A.; Stotler, D.P.; et al. Blob structure and motion in the edge and SOL of NSTX. *Plasma Phys. Control. Fusion* **2016**, *58*, 044007, doi:10.1088/0741-3335/58/4/044007.
10. Allan, S.Y.; Elmore, S.; Fishpool, G.; Dudson, B.; MAST Team; EUROfusion MST1 Team. Ion temperature measurements of L-mode filaments in MAST by retarding field energy analyser. *Plasma Phys. Control. Fusion* **2016**, *58*, 045014, doi:10.1088/0741-3335/58/4/045014.
11. Tanaka, H.; Ohno, N.; Tsuji, Y.; Kajita, S.; Masuzaki, S.; Kobayashi, M.; Morisaki, T.; Tsuchiya, H.; Komori, A.; LHD Experimental Group. Enhancement of cross-field transport into the private region of detached-divertor in Large Helical Device. *Phys. Plasmas* **2010**, *17*, 102509, doi:10.1063/1.3496389.
12. De la Cal, E.; Semwal, P.; Aguilera, A.M.; van Milligen, B.; de Pablos, J.L.; Khan, Z.; Hidalgo, C. Double imaging with an intensified visible fast camera to visualize the fine structure of turbulent coherent plasma structures (blobs) in TJ-II. *Plasma Phys. Control. Fusion* **2014**, *56*, 105003, doi:10.1088/0741-3335/56/10/105003.
13. Tanaka, H.; Ohno, N.; Tsuji, Y.; Okazaki, K.; Kajita, S. Statistical Analysis of the Spatial Behavior of Plasma Blobs Around the Plasma Column in a Linear Plasma Device. *Contrib. Plasma Phys.* **2012**, *52*, 424–428, doi:10.1002/ctpp.201210027.
14. Krasheninnikov, S.I.; D'Ippolito, D.A.; Myra, J.R. Recent theoretical progress in understanding coherent structures in edge and SOL turbulence. *J. Plasma Phys.* **2008**, *74*, 679–717, doi:10.1017/S0022377807006940.
15. D'Ippolito, D.A.; Myra, J.R.; Zweben, S.J. Convective transport by intermittent blob-filaments: Comparison of theory and experiment. *Phys. Plasmas* **2011**, *18*, 060501, doi:10.1063/1.3594609.
16. Ryutova, M. *Physics of Magnetic Flux Tubes*; Springer: Berlin/Heidelberg, Germany, 2015; ISBN 978-3-662-45242-4.
17. Ishiguro, S.; Hasegawa, H. Three-dimensional particle-in-cell simulation of scrape-off-layer plasmas. *J. Plasma Phys.* **2006**, *72*, 1233–1237, doi:10.1017/S0022377806006003.
18. Hasegawa, H.; Ishiguro, S. Particle Simulation of Plasma Blob Dynamics: Preliminary Results. *Plasma Fusion Res.* **2012**, *7*, 2401060, doi:10.1585/pfr.7.2401060.
19. Hasegawa, H.; Ishiguro, S. Study of self-consistent particle flows in a plasma blob with particle-in-cell simulations. *Phys. Plasmas* **2015**, *22*, 102113, doi:10.1063/1.4933359.
20. Hasegawa, H.; Ishiguro, S. Impurity transport caused by blob and hole propagations. *Nucl. Fusion* **2017**, *57*, 116008, doi:10.1088/1741-4326/aa7700.
21. Hasegawa, H.; Ishiguro, S. Development and Verification of the Three-dimensional Electrostatic Particle Simulation Code for the Study of Blob and Hole Propagation Dynamics. *Plasma Fusion Res.* **2017**, *12*, 1401044, doi:10.1585/pfr.12.1401044.
22. Pianpanit, T.; Ishiguro, S.; Hasegawa, H. Observation of the Strong Temperature Gradient in Detached Plasma by PIC Simulation with Monte Carlo Collision. *Plasma Fusion Res.* **2016**, *11*, 2403040, doi:10.1585/pfr.11.2403040.
23. Bian, N.; Benkadda, S.; Paulsen, J.V.; Garcia, O.E. Blobs and front propagation in the scrape-off layer of magnetic confinement devices. *Phys. Plasmas* **2003**, *10*, 671–676, doi:10.1063/1.1541021.

