

PROJECT ADMINISTRATION DATA SHEET

ORIGINAL  REVISION NO. \_\_\_\_\_

Sub-Project No. R6138-0A1 D-48-652 (Under Main Project D-48-648) GTRC/~~EXX~~ DATE 6 / 6 / 86

Sub-Project Director: Craig Zimring & J.D. WINEMAN School/~~EXX~~ Architecture

Sponsor: The City of Atlanta

Type Agreement: Contract Agreement No. FC-3027-86

Award Period: From 5/21/86 To 11/12/87 ~~5/20/87~~ (Performance) 5/20/87 (Reports)

Sponsor Amount: This Change Total to Date  
Estimated: \$ \_\_\_\_\_ \$ \_\_\_\_\_  
Funded: \$ 25,000 \$ 25,000

Cost Sharing Amount: \$ NONE Cost Sharing No: N/A

Title: Atlanta Parks Facility Assessment Study (Phase II)

ADMINISTRATIVE DATA

OCA Contact Brian J. Lindberg X4820

1) Sponsor Technical Contact:	2) Sponsor Admin/Contractual Matters:
<u>Harriet Sanford</u>	<u>Debra Harris 658-6263</u>
<u>Department of Parks, Recreation and Cultural Affairs</u>	<u>Department of Parks, Recreation and Cultural Affairs</u>
<u>City of Atlanta</u>	<u>City of Atlanta</u>
<u>151 Ellis Street, NE-Suite 400</u>	<u>151 Ellis Street, NE-Suite 400</u>
<u>Atlanta, Georgia 30303</u>	<u>Atlanta, Georgia 30303</u>
Defense Priority Rating: <u>N/A</u>	Military Security Classification: <u>N/A</u>
	(or) Company/Industrial Proprietary: <u>N/A</u>

RESTRICTIONS

See Attached N/A Supplemental Information Sheet for Additional Requirements.

Travel: Foreign travel must have prior approval - Contact OCA in each case. Domestic travel requires sponsor approval where total will exceed greater of \$500 or 125% of approved proposal budget category.

Equipment: Title vests with Sponsor

COMMENTS:



COPIES TO: \_\_\_\_\_ SPONSOR'S I. D. NO. \_\_\_\_\_

Project Director	Procurement/GTRI Supply Services	GTRC
Research Administrative Network	Research Security Services	Library
Research Property Management	Reports Coordinator (OCA)	Project File
	Research Communications (2)	Other Jones/ Legal

8390

SPONSORED PROJECT TERMINATION/CLOSEOUT SHEET

NOTE: Terminate Subproject only.

Date 4/8/88

Project No. D-48-652 Sub-project under D-48-648/Myers School/~~XXX~~ Arch. \_\_\_\_\_

Includes Subproject No.(s) N/A

Project Director(s) C. M. Zimring GTRC/GIT ~~XXX~~

Sponsor City of Atlanta

Title Atlanta Parks Facility Assessment Study (Phase II)

Effective Completion Date: 11/12/87 (Performance) 11/12/87 (Reports)

Grant/Contract Closeout Actions Remaining:

- None
- Final Invoice or Copy of Last Invoice Serving as Final
- Release and Assignment
- Final Report of Inventions and/or Subcontract:  
Patent and Subcontract Questionnaire sent to Project Director
- Govt. Property Inventory & Related Certificate
- Classified Material Certificate
- Other \_\_\_\_\_

Continues Project No. \_\_\_\_\_ Continued by Project No. \_\_\_\_\_

COPIES TO:

- Project Director
- Research Administrative Network
- Research Property Management
- Accounting
- Procurement/GTRI Supply Services
- Research Security Services
- Reports Coordinator (OCA)
- Program Administration Division
- Contract Support Division

- Facilities Management - ERB
- Library
- GTRC
- Project File
- Other \_\_\_\_\_
- \_\_\_\_\_
- \_\_\_\_\_



Recreation Center Analytical Study  
FC-3027-86 (D48-652)  
Bi-Weekly Progress 1  
7/10/86

This report summarizes activity through July 10, 1986. Topics covered include:

- a. Revised scope of services and time schedule.
- b. Revised schedule of deliverables.
- c. Activities to date.
- d. Upcoming activities.

1. Revised scope of services and time schedule. Because the contract was started later than had been planned and because of unforeseen opportunities (such as the Scotina report and the Planning Department's willingness to provide updated data the following revised time schedule and scope of services is proposed:

- a. Center data collection: (21 May - 1 Sept)
  1. Interview recreation administrators (Director and staff, District Managers, Program staff)
  2. Update demographics. The City of Atlanta Planning Department has offered to help update demographics for the recreation center service areas established by Scotina in his December 1984 report. However these will only be provided for census tracts so will be principally used to establish growth rates rather than actual numbers.
  3. Prepare, administer and analyze questionnaires to be completed by recreation center directors to verify facilities, programs and staffing patterns and to provide input on present and future needs.
  4. Conduct site visits of 6-8 selected centers chosen to represent successful centers of various sizes, facility types and districts.

Analyze and Synthesize Data. (1 Sept. - 15 Sept.)

1. Compile information from (a) above.
2. Conduct a workshop with Recreation Center Directors to confirm above information and receive input on priorities and potential recommendations.

Prepare final report (15 Sept. - 15 October)

1. A draft final report will be submitted to DPRCA for review.
2. Ten hard copies of the final report will be presented to DPRCA.

The following revised schedule of deliverables is proposed to meet the above changes in scope of services.

7/10/86	1st	Bi-weekly progress report
7/24/86	2nd	Bi-weekly progress report
8/7/86	3rd	Bi-weekly progress report
8/21/86	4th	Bi-weekly progress report
7/4/85	5th	Bi-weekly progress report
7/18/86	6th	Bi-weekly progress report
10/1/86		Draft final report submitted
10/15/86		Final report submitted

HB  
Concur

3. Activities to date:

- a. Have met with Planning Department who will supply updated demographic projections (though for census tracts not the exact service areas defined by Scotina).
- b. Have tentatively established, subject to DPRCA review, the information that will be provided to DPRCA for each Recreation Center (See Attachment A).
- c. Have tentatively established the objectives and issues for the questionnaire (see Attachment B).
- d. Have tentatively established the list of issues for the Recreation administrators (see Attachment C).

4. Upcoming activities:

- a. Conduct recreation administrator interviews;
- b. Incorporate demographic informations.

Attachment A

Recreation Center Files  
(for each Center)

I. Center Overview

- A. Name
- B. Address (Park, Street Address)
- C. Director
- D. Phone
- E. District
- F. Service Area
- G. Category
- H. Staff (Names, Specialties, Hours)
- J. Program Overivew (List, Hours)
- K. Operating Hours
- L. Demographic Highlights
- M. Comments

II. Center Data

- A. Programs
  - 1. List
  - 2. Time (Quarter, Days, Hours)
  - 3. Attendance
  - 4. Target Audience
  - 5. Current & Future Needs
  - 6. Comments
- B. Demographics in service area (Based on 1980 Census and Arc Projections)
  - 1. Age Profile (children, teens, adults, golden agers)
  - 2. Race
  - 3. Income?
  - 4. Education?
  - 5. Employment Profile?

III. Conclusions

- A. Program needs
- B. Staff needs
- C. Facilities needs

**Recreation Center Analytical Study**

FC-3027-86 (D48-652)

Bi-Weekly Progress Report 2

7/24/86

This report summarizes activity through July 24, 1986. Topics covered include:

- a. Revised "Goals and Objectives";
  - b. Activities to date;
  - c. Upcoming activities.
1. Revised "Goals and Objectives." A revised description of goals and objectives is attached as Appendix A.
  2. Activities to date (since 7/10/86).
    - a. A computer program for recreation center information has been developed using REFLEX. This will be compatible with the computer(s) supplied by the Center. (Information categories were included as Attachment B in the July 10, 1981 Progress report.)
    - b. We have acquired some of the demographic information from the Planning Department and have started analysis.
  3. Upcoming activities.
    - a. Interview of District Managers Recreation Bureau and staff;
    - b. Analysis of demographic information;
    - c. Development of draft center director questionnaire for review by DPRCA.

Scope of Work Statement  
Phase II - Recreation Center Analytical Study

I.B. Goals and Objectives (Revised 7/24/86)

The primary objective of this portion of the project is to develop recreation center staffing patterns that will make better use of the available resources and will respond to the present and future program needs of the city as a whole as well as the neighborhoods in which each center is located. Through a consideration of the physical facilities within which these programs operate, capital improvements can be more effectively planned and implemented.

The final product will include:

1. Documentation of staffing levels, program offerings, and demographic trends for each of the 39 DPRCA recreation centers (these will update and extend the Scotina report);
2. Needs for programs, facilities and staff as expressed by center directors, district managers and program staff;
3. Recommendations for improved staffing patterns for centers of different sizes and facilities.



**RECREATION CENTER ANALYTICAL STUDY**  
**with RECREATION PERSONNEL**

- A. Persons to interview:
1. Director of bureau of Recreation - Jim Washington
  2. District Managers
    - a. District 1 - Clinton Issac (658-7905)
    - b. District 2 - Jim Harris (658-7903)
    - c. District 3 - Eddie McLemore (658-7902)
    - d. District 4 - Marge Wood (658-7906)
    - e. District 5 - Karl McCray (658-7904)
  3. Programs Division
    - a. Division Manager - Charles Hardnett
    - b. Special Populations - Pam Taylor
    - c. Adult athletics - Charles Rambo
    - d. Aquatics - Askia Bashir
    - e. Tennis - Rodney Young
- B. Interview Content:
1. Introduction
    - a. Who we are
    - b. Purpose of study
  2. Have interviewee describe themselves and their job
    - a. Background
    - b. Responsibilities
    - c. Day to day activities
  3. What information can our study provide to help them to do their job?
  4. Have them describe:
    - a. The staff/program ratios in the centers or programs they are responsible for;
    - b. Programs/centers that are doing a particularly good job that we might learn from;
    - c. The particular strengths or weaknesses of the centers or programs they are responsible for;
    - d. The most urgent needs in their district/program, with specific examples (make sure they are clear as to how they know this);
    - e. What changes they foresee or hope for in the next 5 years in both constituency and programs offered;
    - f. Resources needed support those changes.

5. How do they decide what programs are offered in which facilities?
6. Finally, have them add any comments that they think we should be aware of relating to existing or needed programs, staffing or facilities.

RECREATION CENTER ANALYTICAL STUDY  
FC-3027-86 (D48-652)  
Bi-Weekly Progress Report 3  
8/6/86

This report summarizes activity through August 6, 1986 - Topics include:

- a. Activities to date;
  - b. Upcoming activities.
  - c. Schedule revision.
1. Activities to date (since 7/24/86).
    - a. Seven interviews have been completed with recreation staff;
    - b. A revised center directors' questionnaire has been developed (see Attachment A);
    - c. Center data is being entered.
  2. Upcoming Activities;
    - a. Completion of interviews;
    - b. Dissemination of questionnaires.
  3. Schedule revision;
    - a. The Georgia Tech team was able to revise its schedule: the center site visits and workshops will occur in September, a freer time for Center directors.

RECREATION CENTER ANALYTICAL STUDY  
D48-652  
Bi-Weekly Progress Report  
8/22/86

This report covers progress from 8/8/86 to 8/22/86.

1. Progress to date:

- a. Have completed most Recreation Staff interviews,
- b. Have completed draft questionnaire (attached).

2. Upcoming activities:

- a. Because of the press of Center program closings, the Georgia Tech team is suspending research activities until September 2 to allow Center directors to complete their duties.

## ATLANTA RECREATION CENTER QUESTIONNAIRE

This questionnaire is designed to help the Department of Parks, Recreation and Cultural Affairs to use its resources as effectively as possible in order to better serve the public. Please be as accurate as possible and return this questionnaire in the attached envelope by September 4, 1986.

- 1) Please check the attached sheets and make the necessary corrections.
- 2) List your current staff:

<u>Name</u>	<u>Hours/Week</u>	<u>Specialization</u>	<u>Certificates</u>
-------------	-------------------	-----------------------	---------------------

- 1)
- 2)
- 3)
- 4)
- 5)
- 6)

- 3) Please list below any changes you anticipate in staff or programs for fall.

- 1)
- 2)
- 3)
- 4)
- 5)
- 6)

- 4) Are there structured or unstructured activities that go on at your center that are not reflected in the program list? Please describe these, when they take place, the average attendance and age group of the majority of attendees. Identify those activities led by volunteers.

- 5) On a typical day, what hours are your peak activity periods (for example, 3 to 5 p.m.)?

- 6) Is there a direct path from your center to a MARTA public transit stop:

a) that does not cross a busy street?  yes  no

b) that does not require the use of stairs?  yes  no



7) Are there other recreational facilities (Boys Clubs, YMCA, active church recreation programs) within your service area that provide programs to the public that may affect the kinds of programs you offer? If so, please list those programs and the age group they serve.

8) On the following list, please indicate for your center?

- a) the number of each type of space and outdoor facility you have presently;
- b) the programs for which each space/outdoor facility is used.
- c) whether outdoor facilities are lit or covered.

<u>Facility Type</u>	<u>Number</u>	<u>Programs</u>	<u>Lit/Covered</u>
----------------------	---------------	-----------------	--------------------

Indoor

gymnasium  
arts and crafts  
locker room  
multi-purpose room  
ceramics studio  
weight room  
dance studio  
swimming pool  
office/administration area  
handball courts  
squash courts  
exercise rooms  
kitchen  
game room

Outdoor Facilities

playground w/ equipment  
tot area  
tennis court  
basketball court  
half-basketball court  
handball court  
multi-use court  
baseball field  
softball field

football field  
 baseball/football field  
 multi-use area - unpaved  
 multi-use area - paved  
 junior ball field  
 skateboard area  
 skating rink  
 picnic facilities  
 grill area  
 picnic shelter  
 pavilion  
 golf course  
 swimming pool  
 spray pool  
 porta-pool  
 bicycle trail  
 day camp area  
 natural area/open space  
 decorative area

9) Please tell us about changes in **programs, staff, and facilities** that you need or would like to make over the next five years.

a) List, starting with the most important, the **programs** to be added, deleted or changed. Please indicate the age group each program would serve: **children** (14 and up); **teens** (15-19); **adults** (20-54); **seniors** (55 and over). Please indicate when the change should be made (write "now" if the change should be made now to provide minimal service).

<u>Program Name</u>	<u>Target Group</u>	<u>When Make Change?</u>
1		
2		
3		
4		
5		

b) Please list, starting with the most important **staffing** changes that should be made (staff to be added, deleted or shifted in specialty):

<u>Staff Classification</u>	<u>Specialization Purpose</u>	<u>When</u>
1		
2		
3		
4		

c. Please list, in priority order, any facilities or equipment that should be added, removed or changed at your center.

Facilities/Equipment

Purpose

When

1  
2  
3  
4

10. Are you in favor of having **standard operating hours** for recreation centers in Atlanta?

5  
Strongly  
in  
Favor

4  
In  
Favor

3

2  
Against

1  
Strongly  
Against

Why?

If you are in favor, what should those hours be? Please list:

11. Do you have any other comments on programs, staffing patterns, or facilities and equipment that would be helpful in planning for Atlanta's recreation centers?

D-48-652

ATLANTA PARKS  
FACILITY ASSESSMENT STUDY  
phase II

FINAL REPORT

NOVEMBER 1987

GEORGIA INSTITUTE OF TECHNOLOGY  
COLLEGE OF ARCHITECTURE

# EXECUTIVE SUMMARY

---

1.



ATLANTA PARKS FACILITY ASSESSMENT STUDY  
PHASE II

Prepared by:

Jean Wineman  
Craig Zimring  
College of Architecture  
Georgia Institute of Technology  
Atlanta, GA 30332-0155

We wish to thank Alan Holloway and Frank Pollacia for their assistance with this project.

TABLE OF CONTENTS

EXECUTIVE SUMMARY

Introduction . . . . .  
Methods . . . . .  
Recommendations . . . . .

ADMINISTRATIVE REPORTS

Council Districts . . . . .  
Recreation Districts  
    Summary by District . . . . .  
    Summary Graphs . . . . .  
Recreation Centers . . . . .

APPENDICES

Center Director Questionnaire  
Summary of Center Directors Workshop

## INTRODUCTION

The purpose of this project was to gather and analyze information about recreation centers run by the City of Atlanta Department of Parks, Recreation and Cultural Affairs in order to aid decision-making about these facilities. The emphasis by DPRCA administration was for centers to provide varied and attractive **programs** for patrons in the centers' service areas. As a result, at DPRCA's direction, needed and offered programs became the focus of the project. Several issues that affect what programs are needed and what can be offered were investigated and documented, such as the age-profile of the service area, the projected growth rate of the service area, staffing levels (as of Fall 1986), equipment and facilities.

Programs offered were recorded from published guides for Winter 1986 and Spring 1987. The focus of each program--toward children, teens, adults, or the elderly--was recorded from these guides and verified by center directors. Participation in existing programs and what programs were needed came from several sources: comments by center directors in a workshop, questionnaires filled out by center directors, and comments by district managers. In addition, needs for programs were derived from an analysis demographic profiles in each service area.

Demographic profiles were derived from 1980 census data and 1990 Atlanta Regional Commission projections. Service areas derived by Scotina (1983) were used for this project.

Existing and needed facilities and staffing were synthesized from documents provided by the DPRCA, center directors' questionnaire, and interviews with district managers and others.

This final report consists of data and recommendations organized by the five recreation districts and by individual centers. Where possible, data are also provided for each city council district.

## METHODS

Many people have a role in the delivery of recreational services in the City of Atlanta. To adequately represent the opinions of these various groups, a range of research methods were employed: Interviews were conducted with DPRCA administrators; questionnaires were completed by Center Directors; a Center Directors' Workshop was held to augment and clarify questionnaire responses. All of the data was then entered onto a computer database for analysis.

### Interviews with DPRCA Administrators

Interviews were conducted with key DPRCA personnel to establish the perceived adequacy of and needs for staffing, programs, facilities and equipment for Atlanta's recreation centers. Between July 29th and August 8th the following staff members were interviewed:

Charles Hardnett, District Operations Manager  
Clinton Issac, District 1 Manager  
Marge Wood, District 3 Manager

Karl McCray, District 5 Manager  
Rodney Young, Supervisor of Tennis  
Charles Rambo, Supervisor of Athletics  
Pam Taylor, Supervisor of Specialized Research Services  
Askia Bashir, Supervisor of Aquatics

### **Center Directors' Questionnaire**

A questionnaire was developed to determine current levels and future needs with respect to programs, staff, and facilities. The Director of each of Atlanta's recreation centers provided information on staffing patterns and staff specialization. Winter and Spring (1986) schedules of program offerings were annotated to indicate target age groups and participation rates. Facilities available at each center were documented. Directors were requested to provide prioritized lists of future needs with respect to programs, staff, and facilities. Questionnaires were distributed in September, 1986, with results from all centers completed by December, 1986.

### **Center Directors' Workshop**

A workshop was held October 28, 1986 with all Center Directors to verify and augment results from the questionnaire survey. The purposes of the workshop were twofold. First it was intended to gather information which had not been obtained by that time. A center Director Questionnaire was sent to each recreation center approximately one month before the workshop. (Out of forty-two centers, less than 30% had responded with complete information.) To insure valid results, it was necessary to hold the workshop so that the missing information could be sought. The second purpose of the workshop was to prioritize the desired center changes. From the questionnaires received, a list of changes in staff, programs, and facilities was developed. At the workshop, this list was lengthened by adding the desired changes of non-respondents as well as the new changes of respondents. Then the entire list for each district was prioritized through the discussion of the center directors.

The procedure used in the workshop was primarily one of discussion. The center directors present were first divided into their five respective districts. Each of these groups was headed by a discussion leader, who was a member of the Georgia Tech team. Changes in staff, programs, and facilities were then discussed separately. As each additional change was mentioned, it was added to an existing list on flip-chart pads. Once the additional changes were completed, the entire list was prioritized for the district as a whole for each of these three areas. This was done through discussion and mutual agreement among the center directors for each district.

### **The Recreation Centers Data Base**

The Recreation Centers Data Base (RCDB) has been developed using a very user-friendly data base called "Reflex" by Borland. (Reflex manual is particularly clearly written, and is recommended for anyone who will use the system on a regular basis. Also, these comments only refer to Reflex version 1.1 the way it is currently installed; any future version or modification may differ.)

**Overview.** Reflex is a database manager. That is, it allows manipulation of data in a number of different ways. Specifically, the RCDB contains a number of fields of information about each of the recreation centers, including staffing, facilities, programs, and population served. Some sample analyses that can be asked of the system:

1. Listing of population profiles for each center, or for each district.
2. Listing of staff, facilities, hours, programs for each center or district.
3. Listing of program participation levels for each center.

It should be recognized that the information derived from this database is only as good as the information input. Participation levels were derived from questionnaires sent to center directors. Whereas efforts were made to check these figures with district managers and others, this was not always possible. Also, some information is missing due to lack of response by centers despite repeated requests.

**Organization of the RCDB.** The RCDB is organized into individual files for each center much like an individual file folder. These may be accessed in several different formats:

1. The form view displays one center on the screen at a time. It shows fields for the center, such as "Elderly population 1980" on the screen;
2. The list view lists each center;
3. The report view allows development of custom reports.



# ADMINISTRATIVE REPORTS

council districts

recreation districts

recreation centers

council districts

a.

RECREATION CENTER DATABASE

1

Council District: 1

Center: Carver Homes

Operating Hours: Mon.- Fri. 10:00am - 8:00p

Peak Hours: 3:00pm - 6:00pm BIIPS Building Number:

NOTE: BLANKS INDICATE THAT DATA WAS NOT AVAILABLE TO THE CONSULTANT TEAM AT THE TIME OF ANALYSIS;

STAFF

---

Staff:

Landy, Jaudon \ Woodruff, Alicia \ Bohles, Percy \ Young, Barron

Staff Certificates:

COMPETING FACILITIES:

---

Competing facilities in the service area:

none

Council District: 1

Center: Daniel Stanton

Operating Hours: Mon.- Thur. 10:00am- 9pm F

Peak Hours: 3:00pm - 6:00pm BIIPS Building Number: DAST000001

NOTE: BLANKS INDICATE THAT DATA WAS NOT AVAILABLE TO THE CONSULTANT TEAM AT THE TIME OF ANALYSIS;

STAFF

---

Staff:

McFadden, Robert ; Taylor, Joyce ; Hickson, Shirley ; Hunter, Alvin

Staff Certificates:

McFadden- AB Elem. Ed.- Phys. Ed.; Taylor- 3 1/2 years of college  
Hickerson - H.S. Diploma; Hunter- B.S. Phys. Ed

COMPETING FACILITIES:

---

Competing facilities in the service area:

RECREATION CENTER DATABASE

2

Council District: 1

Center: Grant Park

Operating Hours: Fall M.- Th. 12:00pm- 10:p

Peak Hours: BIIPS Building Number: GRAN000001

NOTE: BLANKS INDICATE THAT DATA WAS NOT AVAILABLE TO THE CONSULTANT TEAM AT THE TIME OF ANALYSIS;

STAFF

---

Staff:  
Carter, Eugene CDII; Wells, Sammie RLI

Staff Certificates:  
Carter- H.S. Diploma; Wells- M.A. Guidance and Counseling

COMPETING FACILITIES:

---

Competing facilities in the service area:

Council District: 1

Center: Joyland

Operating Hours: Mon.- Thur. 12:00am - 8:45

Peak Hours: 2:45pm-7:15pm BIIPS Building Number: JOYL000001

NOTE: BLANKS INDICATE THAT DATA WAS NOT AVAILABLE TO THE CONSULTANT TEAM AT THE TIME OF ANALYSIS;

STAFF

---

Staff:  
Jackson, Wanda; Ware, Tonya

Staff Certificates:  
Jackson; 3 yrs of college - Phys. Ed. / Ware; H.S. Diploma

COMPETING FACILITIES:

---

Competing facilities in the service area:

none

Council District: 1

Center: Kimpson

Operating Hours: Mon.- Thur. 12:00pm-8:00pm

Peak Hours: 3:00pm - 7:00pm      BIIPS Building Number: KIMP000001

NOTE: BLANKS INDICATE THAT DATA WAS NOT AVAILABLE TO THE CONSULTANT TEAM AT THE TIME OF ANALYSIS;

STAFF

---

Staff:  
Ellison, Tony

Staff Certificates:  
Ellison; 18 Months of college Atl J.C.

COMPETING FACILITIES:

---

Competing facilities in the service area:  
Carver Homes Center (ages10&under), YMCA (football), Southbend (12&under

COUNCIL DISTRICT 1

---

1980 Census: 16598

Projected 1990: 14829

Projected 2000: 14849

Population Distribution (1980)

Number of Children: 4788

Percentage Children: 28.57

Number of Teens: 1668

Percentage Teens: 9.968

Number of Adults: 6927

Percentage Adults: 40.84

Number of Elderly: 3180

Percentage Elderly (55+): 20.62

## PROGRAMS

## Program Participation, Hours, and Population Profile

## Winter 1986

	Participation		Program Hours	Percent of Population
	Total	Percent	Percent	(1980)
Elderly	101	6.154	5.267	20.62
Adult	1054	21.78	27.6	40.84
Teens	925	30.27	24.63	9.968
Children	609	21.61	42.47	28.57

## Spring 1986

	Participation		Program Hours	Percent of Population
	Total	Percent	Percent	(1980)
Elderly	69	3.772	0.8	20.62
Adult	843	17.68	13.9	40.84
Teens	1463	38.64	10.3	9.968
Children	448	19.72	34.44	28.57

## Participants per Program Hour

	Winter	Spring
Elderly	2.582	3.146
Adult	20.22	24.38
Teens	15.84	43.10
Children	13.00	8.366

• CONTAINS DATA SUPPLIED BY DIRECTORS OFFICE

RECREATION CENTER DATABASE

6

Council District: 2

Center: Bass

Operating Hours: Mon.- Thur. 11:00am-8:00pm

Peak Hours: 3:00pm-7:00pm BIIPS Building Number: BASS000001

NOTE: BLANKS INDICATE THAT DATA WAS NOT AVAILABLE TO THE CONSULTANT TEAM AT THE TIME OF ANALYSIS;

STAFF

---

Staff:

Jordan, Barbara W. \ Amey, Brenda \ Scott, Cecelia

Staff Certificates:

Scott=Ceram.Class \ Amey=Sewing

COMPETING FACILITIES:

---

Competing facilities in the service area:

YMCA (ages 5-13, after school)

---

Council District: 2

Center: Bedford - Pine

Operating Hours: Mon.- Thur. 10:00am-9:00pm

Peak Hours: 4:00pm - 8:00pm BIIPS Building Number: BEPI000001

NOTE: BLANKS INDICATE THAT DATA WAS NOT AVAILABLE TO THE CONSULTANT TEAM AT THE TIME OF ANALYSIS;

STAFF

---

Staff:

Riggins, Cheryl \ Henry, Douglas \ Huntley, Jacquelyn \ Sims, Robert

Staff Certificates:

Henry; 4 yrs of college Phys. Ed./ Sims; 2 yrs of college Business  
Huntly; H.S. Dipolma/ Riggins; B.S. Sociology

COMPETING FACILITIES:

---

Competing facilities in the service area:

none



RECREATION CENTER DATABASE

7

Council District: 2

Center: Butler Park

Operating Hours: Mon.- Fri. 11:00am- 7:00pm

Peak Hours: 3:00pm-6:00pm BIIPS Building Number: SEBU000001

NOTE: BLANKS INDICATE THAT DATA WAS NOT AVAILABLE TO THE CONSULTANT TEAM AT THE TIME OF ANALYSIS;

STAFF

-----  
Staff:

Florence,Odette \ Morgan,Patricia

Staff Certificates:

Florence=E.C.E. & Elem.Ed. \ Morgan=Elem.Ed.

COMPETING FACILITIES:

-----  
Competing facilities in the service area:

Butler St. YMCA (After school programs ages 6-13: Tutorial, Arts&crafts,

RECREATION CENTER DATABASE

2

Council District: 2

Center: JD Sims

Operating Hours: Mon.- Thur. 12pm-8:30pm; F

Peak Hours: 4:00pm - 6:00pm BIIPS Building Number:

NOTE: BLANKS INDICATE THAT DATA WAS NOT AVAILABLE TO THE CONSULTANT TEAM AT THE TIME OF ANALYSIS;

STAFF

-----  
Staff:

Martin, Debbie; Smith, David W.; Neeson, Ruby A.

Staff Certificates:

Neeson, B.A.(Eng); Martin, B.A.(P.E.); Smith, (art)

COMPETING FACILITIES:

-----  
Competing facilities in the service area:

RECREATION CENTER DATABASE

Council District: 2

Center: M.L.K.(S)

Operating Hours: Mon. - Fri. 1 pm- 10 pm Fa

Peak Hours: 3:00pm-6:00pm BIIPS Building Number:

NOTE: BLANKS INDICATE THAT DATA WAS NOT AVAILABLE TO THE CONSULTANT TEAM AT THE TIME OF ANALYSIS;

STAFF

-----  
Staff:

Alonzo, Carol; Wells, Sam; McRiver, Thomas; Head, Barbara

Staff Certificates:

Alonz = B.S.Degree ; Wells = B.S., M.A. ; McRiver = B.A.,M.A.  
\Head = Key Punch Certificate

COMPETING FACILITIES:

-----  
Competing facilities in the service area:

none

Council District: 2

Center: M.L.K.(N)

Operating Hours: Mon.- Thur 11:00am-10:00pm

Peak Hours: 3:00pm - 6:30pm BIIPS Building Number:

NOTE: BLANKS INDICATE THAT DATA WAS NOT AVAILABLE TO THE CONSULTANT TEAM AT THE TIME OF ANALYSIS;

STAFF

-----  
Staff:

Ragin, Rose \ Staniel, Jeff \ Slayton, Robert \ Bray, Dorothy

Staff Certificates:

Staniel= B.S. Phys. Ed./ Ragin= B.A. Sociology/ Slayton= B.S. Phys. Ed.  
Bray= H.S. Diploma

COMPETING FACILITIES:

-----  
Competing facilities in the service area:

RECREATION CENTER DATABASE

9

Council District: 2

Center: Techwood Homes

Operating Hours: Mon.- Fri. 10:00am-5:45pm

Peak Hours: 10:00am - 12:00 BIIPS Building Number: TECH000001

NOTE: BLANKS INDICATE THAT DATA WAS NOT AVAILABLE TO THE CONSULTANT TEAM AT THE TIME OF ANALYSIS;

STAFF

---

Staff:

Clark, Gwendolyn

Staff Certificates:

Clark=Ceramics

COMPETING FACILITIES:

---

Competing facilities in the service area:

Church Programs (all ages: social activities and recreation); P.AL (ages

COUNCIL DISTRICT 2

---

1980 Census: 18563

Projected 1990: 19296

Projected 2000: 20749

Population Distribution (1980)

Number of Children: 3871

Percentage Children: 17.04

Number of Teens: 1762

Percentage Teens: 7.47

Number of Adults: 10973

Percentage Adults: 48.49

Number of Elderly: 6482

Percentage Elderly: 26.99

## PROGRAMS

---

 Program Participation, Hours, and Population Profile

## Winter 1986

	Participation		Program Hours	Percent of Population (1980)
	Total	Percent	Percent	
Elderly	107	1.63	5.735	26.99
Adult	1664	49.99	43.12	48.49
Teens	331	9.08	22.54	7.47
Children	1127	19.18	29.19	17.04

## Spring 1986

	Participation		Program Hours	Percent of Population (1980)
	Total	Percent	Percent	
Elderly	56	0.556	1.55	26.99
Adult	1143	20.82	25.71	48.49
Teens	476	9.89	12.34	7.47
Children	1039	13.64	16.87	17.04

## Participants per Program Hour

	Winter	Spring
Elderly	1.64	1.009
Adult	5.784	2.475
Teens	3.444	3.2065
Children	4.774	2.168

• CONTAINS DATA SUPPLIED BY DIRECTORS OFFICE

RECREATION CENTER DATABASE

12

Council District: 3

Center: J.F.K.

Operating Hours: Mon.- Fri. 3:00pm-10:00pm

Peak Hours: 4:00pm - 7:00pm BIIPS Building Number:

NOTE: BLANKS INDICATE THAT DATA WAS NOT AVAILABLE TO THE CONSULTANT TEAM AT THE TIME OF ANALYSIS;

STAFF

---

Staff:

Jackson, Michael \ Morgan, Paula \ Jenkins, Marquita \ Flanagan, Anthon  
\ Warren, Michael

Staff Certificates:

Morgan= 1 yr of College/ Jackson= 2 yrs of College/ Warren= B.S. Phys.  
Flanagan= 2 yrs Phys. Ed./ Jenkins= B.S. Phys. Ed.

COMPETING FACILITIES:

---

Competing facilities in the service area:

Council District: 3

Center: Mozley Park

Operating Hours: Mon.- Fri. 11:00am-8:30pm

Peak Hours: 11:00am - 7:30pm BIIPS Building Number: MOZL000001

NOTE: BLANKS INDICATE THAT DATA WAS NOT AVAILABLE TO THE CONSULTANT TEAM AT THE TIME OF ANALYSIS;

STAFF

---

Staff:

Perdue, Patricia \ Monroe, Karl \ Davis, Jennifer

Staff Certificates:

Perdue=Art \ Monroe=B.A. \ Davis=B.A.

COMPETING FACILITIES:

---

Competing facilities in the service area:



## PROGRAMS

-----  
Program Participation, Hours, and Population Profile

## Winter 1986

	Participation		Program Hours	Percent of Population (1980)
	Total	Percent	Percent	
Elderly	124	13.72	13.15	29.04
Adult	184	15.09	22.9	42.86
Teens	196	17.08	21.9	9.795
Children	626	53.93	42.05	18.29

## Spring 1986

	Participation		Program Hours	Percent of Population (1980)
	Total	Percent	Percent	
Elderly	133	11.98	7.75	29.04
Adult	517	27.62	20.1	42.86
Teens	60	4.045	9.05	9.795
Children	1235	56.22	59.25	18.29

## Participants per Program Hour

	Winter	Spring
Elderly	4	4.29
Adult	6.64	13.21
Teens	7.48	3.505
Children	12.87	8.47



Council District: 4

Center: Dunbar

Operating Hours: Mon.- Thur. 11:00am-9:00pm

Peak Hours: 2:30pm - 7:30pm BIIPS Building Number: PHEONIX

NOTE: BLANKS INDICATE THAT DATA WAS NOT AVAILABLE TO THE CONSULTANT TEAM AT THE TIME OF ANALYSIS;

STAFF

---

Staff:  
Barber, Linwood \ Jones, Mary E. \ Barber, Percy

Staff Certificates:  
Barber= 3 yrs of College; Jones= 2 yrs of College; Bryant= 1 yrs of Col

COMPETING FACILITIES:

---

Competing facilities in the service area:  
YMCA (ages 5-15)



## PROGRAMS

## Program Participation, Hours, and Population Profile

## Winter 1986

	Participation		Program Hours	Percent of Population
	Total	Percent	Percent	(1980)
Elderly	40	12.04	21.2	21.32
Adult	130	39.15	26	39.72
Teens	146	43.97	31.5	10.95
Children	15	4.51	34.4	28

## Spring 1986

	Participation		Program Hours	Percent of Population
	Total	Percent	Percent	(1980)
Elderly	40	12.04	0	21.32
Adult	130	39.15	0	39.72
Teens	146	43.97	0	10.95
Children	15	4.51	0	28

## Participants per Program Hour

	Winter	Spring
Elderly	2.16	0
Adult	5.71	0
Teens	9.12	0
Children	0.5	0

RECREATION CENTER DATABASE

18

Council District: 5

Center: Bessie Branham

Operating Hours: Mon.- Thur. 11 am - 8 pm F

Peak Hours: 3 pm - 6 pm M-F BIIPS Building Number: BEBR000001

NOTE: BLANKS INDICATE THAT DATA WAS NOT AVAILABLE TO THE CONSULTANT TEAM AT THE TIME OF ANALYSIS;

STAFF

---

Staff:

Boney, Johnnie M.; CDII / Goss, Calvin; RLI

Staff Certificates:

COMPETING FACILITIES:

---

Competing facilities in the service area:

Council District: 5

Center: Brownwood

Operating Hours: Mon. - Thur. 11 am - 8:30

Peak Hours: 3 pm - 6 pm M-F BIIPS Building Number: BRW000001

NOTE: BLANKS INDICATE THAT DATA WAS NOT AVAILABLE TO THE CONSULTANT TEAM AT THE TIME OF ANALYSIS;

STAFF

---

Staff:

Martin, Dexter; CDII/ Hartley RLI/ Glass, Alice; RLI

Staff Certificates:

COMPETING FACILITIES:

---

Competing facilities in the service area:

Council District: 5

Center: Coan Park

Operating Hours: Mon.- Thur. 12:00pm-9:00pm

Peak Hours: 4:00pm - 7:00pm BIIPS Building Number: WECO000001

NOTE: BLANKS INDICATE THAT DATA WAS NOT AVAILABLE TO THE CONSULTANT TEAM AT THE TIME OF ANALYSIS;

STAFF

Staff: Staniel, Alexander \ Sheffield, Michael D. \ Bennett, Lee \ Stafford,

Staff Certificates: Staniel=NYSP \Sheffield=NYSP \ Stafford=NYSP \ Bennett=NYSP

COMPETING FACILITIES:

Competing facilities in the service area: none

Council District: 5

Center: Drew

Operating Hours: Mon.- Thur. 10:25am-10:00p

Peak Hours: 4:00pm - 8:00pm BIIPS Building Number: DREW000001

NOTE: BLANKS INDICATE THAT DATA WAS NOT AVAILABLE TO THE CONSULTANT TEAM AT THE TIME OF ANALYSIS;

STAFF

Staff: Scott, George A. \ Delony, Juanzen K. \ Fambro, Charles \ Thorton, Char

Staff Certificates: Deloney=WaterSafety,FirstAid \ Scott=FirstAid,WaterSafety \ Fambro=Coaching \ Thornton = coaching

COMPETING FACILITIES:

Competing facilities in the service area: YMCA (ages 10-18: swimming); Boys Club (ages 10-18: athletics); Girls Cl

Council District: 5

Center: Lang/Carson

Operating Hours: Mon.- Fri. 10:00am-8:00pm

Peak Hours: 3:00pm - 6:00pm BIIPS Building Number: LACA000001

NOTE: BLANKS INDICATE THAT DATA WAS NOT AVAILABLE TO THE CONSULTANT TEAM AT THE TIME OF ANALYSIS;

STAFF

-----  
Staff:  
Horton, Anthony J. \ Chaney, Clara \ Heard, Valsteen

Staff Certificates:  
Horton=Departmental & Standard \ Chaney=Departmental \ Heard=Departmen

COMPETING FACILITIES:

-----  
Competing facilities in the service area:

Boys Club & Girls Club (Programs are basically the same (as Lang/Carson)

Council District: 5

Center: Zaban

Operating Hours: Mon.- Thur. 11:00am-8:00pm

Peak Hours: 3:00pm - 7:30pm BIIPS Building Number: ZABZ000001

NOTE: BLANKS INDICATE THAT DATA WAS NOT AVAILABLE TO THE CONSULTANT TEAM AT THE TIME OF ANALYSIS;

STAFF

-----  
Staff:  
Jordan, James \ Lee, Mary

Staff Certificates:  
Jordon=Footbll \ Lee=Ceramics

COMPETING FACILITIES:

-----  
Competing facilities in the service area:

none

COUNCIL DISTRICT 5

---

1980 Census: 30085

Projected 1990: 27413

Projected 2000: 26977

Population Disribution (1980)

Number of Children: 6701	Percentage Children: 26.16
Number of Teens: 3159	Percentage Teens: 12.00
Number of Adults: 11437	Percentage Adults: 42.16
Number of Elderly: 5268	Percentage Elderly (55+): 19.41

## PROGRAMS

## Program Participation, Hours, and Population Profile

## Winter 1986

	Participation		Program Hours	Percent of Population (1980)
	Total	Percent	Percent	
Elderly	70	1.2	1.825	19.41
Adult	1374	31.68	40.63	42.16
Teens	437	8.575	19.95	12.00
Children	1131	25.11	37.63	26.16

## Spring 1986

	Participation		Program Hours	Percent of Population (1980)
	Total	Percent	Percent	
Elderly	70	1.112	1.25	19.41
Adult	1209	25.92	25.67	42.16
Teens	436	7.97	9.783	12.00
Children	1543	31.57	30.07	26.16

## Participants per Program Hour

	Winter	Spring
Elderly	5.722	5.72
Adult	9.675	9.697
Teens	14.28	14.99
Children	10.44	5.93

• CONTAINS DATA SUPPLIED BY DIRECTORS OFFICE



Council District: 6

Center: Morningside

Operating Hours: Mon.- Thur. 9:00am-9:00pm

Peak Hours: 2:30pm - 6:00pm BIIPS Building Number: MORN000001

NOTE: BLANKS INDICATE THAT DATA WAS NOT AVAILABLE TO THE CONSULTANT TEAM AT THE TIME OF ANALYSIS;

STAFF

---

Staff:

Johnson, Ken \ Askew, Louis \ Howard, Deborah \ Cunningham, Dorothy  
\Riggins, Cheryl

Staff Certificates:

Johnson=Mngt Workshops & Seminars \ Cunningham=CakeDecorating, SoccerCli  
\Howard = SoccerClinic

COMPETING FACILITIES:

---

Competing facilities in the service area:

COUNCIL DISTRICT 6

---

1980 Census: 13391

Projected 1990: 14583

Projected 2000: 15130

Population Disribution (1980)

Number of Children: 1183

Percentage Children: 8.83

Number of Teens: 354

Percentage Teens: 2.64

Number of Adults: 8134

Percentage Adults: 60.74

Number of Elderly: 3720

Percentage Elderly (55+): 27.77

## PROGRAMS

## Program Participation, Hours, and Population Profile

## Winter 1986

	Participation		Program Hours	Percent of Population
	Total	Percent	Percent	(1980)
Elderly	38	3.04	10.1	27.77
Adult	278	22.27	26.4	60.74
Teens	4	0.32	6.6	2.64
Children	927	74.27	56.8	8.83

## Spring 1986

	Participation		Program Hours	Percent of Population
	Total	Percent	Percent	(1980)
Elderly	57	4.21	9.5	27.77
Adult	248	18.32	21.4	60.74
Teens	0	0	0	2.64
Children	1047	77.38	66.1	8.83

## Participants per Program Hour

	Winter	Spring
Elderly	3.3	6
Adult	9.27	10.67
Teens	0.53	0
Children	14.37	14.59

Council District: 7

Center: Peachtree Hills

Operating Hours: Mon.- Thur. 11:30am-10pm;

Peak Hours: 12:00pm - 2:30p BIIPS Building Number: PEHI000001

NOTE: BLANKS INDICATE THAT DATA WAS NOT AVAILABLE TO THE CONSULTANT TEAM AT THE TIME OF ANALYSIS;

STAFF

-----

Staff:

Powers, Carol \ Williams, Johnny \ Brewer, Leroy \ Sewell, Michael  
\Davis, Vivian T.

Staff Certificates:

Powers=FirstAid \ Williams=FirstAid,Ga.Teaching Cert. \ Brewer=None \  
\Sewell = First Aid \ Davis = Ga Teaching Cert., First Aid

COMPETING FACILITIES:

-----

Competing facilities in the service area:

COUNCIL DISTRICT 7

---

1980 Census: 6289

Projected 1990: 7575

Projected 2000: 8663

Population Distribution (1980)

Number of Children: 594	Percentage Children: 9.45
Number of Teens: 249	Percentage Teens: 3.95
Number of Adults: 3722	Percentage Adults: 59.18
Number of Elderly: 1724	Percentage Elderly (55+): 27.41

## PROGRAMS

## Program Participation, Hours, and Population Profile

## Winter 1986

	Participation		Program Hours	Percent of Population (1980)
	Total	Percent	Percent	
Elderly	0	0	0	27.41
Adult	450	58.21	50	59.18
Teens	154	19.92	17.4	3.95
Children	168	21.73	32.6	9.45

## Spring 1986

	Participation		Program Hours	Percent of Population (1980)
	Total	Percent	Percent	
Elderly	0	0	0	27.41
Adult	518	65.23	51.9	59.18
Teens	159	20.02	32.4	3.95
Children	116	14.6	17.9	9.45

## Participants per Program Hour

	Winter	Spring
Elderly	0	0
Adult	11.39	10.96
Teens	11.2	5.39
Children	6.52	7.14

Council District: 8

Center: Chastain

Operating Hours: MWTh 12-11:30p; T 12-11p;

Peak Hours: M-F 12:30p-10:3 BIIPS Building Number: CHAS000007

NOTE: BLANKS INDICATE THAT DATA WAS NOT AVAILABLE TO THE CONSULTANT TEAM AT THE TIME OF ANALYSIS;

STAFF

---

Staff:

Armstrong, James \ Alverson, Carole \ Williams, Johnny

Staff Certificates:

Alverson= B.S. Physiology + 10 hrs toward masters in Rec.

Armstrong= A.B. English M.A. Counseling/ Williams= B.S. Phys. Ed.

COMPETING FACILITIES:

---

Competing facilities in the service area:

Northside YMCA, Peachtree Road Methodist, Peachtree Presbyterian, Weiuca

COUNCIL DISTRICT 8

---

1980 Census: 8737

Projected 1990: 9346

Projected 2000: 9493

Population Disribution (1980)

Number of Children: 1491

Percentage Children: 15.17

Number of Teens: 653

Percentage Teens: 6.64

Number of Adults: 4729

Percentage Adults: 48.11

Number of Elderly: 2956

Percentage Elderly (55+): 30.07



## PROGRAMS

## Program Participation, Hours, and Population Profile

## Winter 1986

	Participation		Program Hours	Percent of Population
	Total	Percent	Percent	(1980)
Elderly	0	0	0	30.07
Adult	301	63.1	62.3	48.11
Teens	0	0	0	6.64
Children	175	36.68	37.7	15.17

## Spring 1986

	Participation		Program Hours	Percent of Population
	Total	Percent	Percent	(1980)
Elderly	0	0	0	30.07
Adult	454	25.32	54.2	48.11
Teens	0	0	0	6.64
Children	1338	74.62	45.8	15.17

## Participants per Program Hour

	Winter	Spring
Elderly	0	0
Adult	8.08	8.53
Teens	0	0
Children	7.78	29.73

RECREATION CENTER DATABASE

32

Council District: 9

Center: A.D. Williams

Operating Hours: Mon.- Thur. 11:00am-8:00pm

Peak Hours: 3:00pm - 6:00pm BIIPS Building Number: ADWI000001

NOTE: BLANKS INDICATE THAT DATA WAS NOT AVAILABLE TO THE CONSULTANT TEAM AT THE TIME OF ANALYSIS;

STAFF

-----  
Staff:

Jackson, Hank \ Allen, Maxine G. \ Brown, Marcus \ Middlebrooks, Jennif

Staff Certificates:

Jackson=B.S. Educ. \ Middlebrooks=B.S. Educ.

COMPETING FACILITIES:

-----  
Competing facilities in the service area:

Council District: 9

Center: Bankhead

Operating Hours: Mon.-Thur. 12:00pm-10:00pm

Peak Hours: 3:00pm - 6:30pm BIIPS Building Number: BACO000001

NOTE: BLANKS INDICATE THAT DATA WAS NOT AVAILABLE TO THE CONSULTANT TEAM AT THE TIME OF ANALYSIS;

STAFF

-----  
Staff:

Wells, Thomas J. \ Hunter, Alvin \ Walker, Anthony \ Woodriff, Alicia

Staff Certificates:

Wells=B.A. \ Hunter=B.A.

COMPETING FACILITIES:

-----  
Competing facilities in the service area:

none

Council District: 9

Center: Collier Park

Operating Hours: M 3:30p - 10p Tues - Thur.

Peak Hours: 3pm - 6pm M-F BIIPS Building Number: COLL000001

NOTE: BLANKS INDICATE THAT DATA WAS NOT AVAILABLE TO THE CONSULTANT TEAM AT THE TIME OF ANALYSIS;

STAFF

-----  
Staff:  
Gear, James CDII; Brown, Patricia RLII; Peagler RLI

Staff Certificates:  
Gear= B.S. Music; Brown= B.S. Therapeutic Rec. Peagler= B.S. Phys. Ed.

COMPETING FACILITIES:

-----  
Competing facilities in the service area:

Council District: 9

Center: English Park

Operating Hours: Mon.- Thur. 11:00am-8:00pm

Peak Hours: 3:00pm - 6:00pm BIIPS Building Number: ENGL000001

NOTE: BLANKS INDICATE THAT DATA WAS NOT AVAILABLE TO THE CONSULTANT TEAM AT THE TIME OF ANALYSIS;

STAFF

-----  
Staff:  
Williams, Patricia \ Farley, Irma J.

Staff Certificates:  
Williams= 2yrs of College/ Farley= 2 yrs of College

COMPETING FACILITIES:

-----  
Competing facilities in the service area:

Council District: 9

Center: Grove Park

Operating Hours: Mon.- Thur. 10am-9pm Fri.1

Peak Hours: 4:00pm-8:00pm BIIPS Building Number:

NOTE: BLANKS INDICATE THAT DATA WAS NOT AVAILABLE TO THE CONSULTANT TEAM AT THE TIME OF ANALYSIS;

STAFF

-----  
Staff:

Knight, Euros CDIII/ Cobb, Angenette CDI/ Clark, Emma CDI/ Willams, Gle Askew, Jimmy RLI/ Sellers, Herman RLI

Staff Certificates:

Knight= B.A. Sociology/ Cobb= 2 yrs of College/ Clark= B.A. Sociology Askew= M.A. Elem. Ed./ Sellers= 2 yrs of College

COMPETING FACILITIES:

-----  
Competing facilities in the service area:

Council District: 9

Center: Perry Homes

Operating Hours: Mon.- Tue. 11am-9pm Weds.-

Peak Hours: BIIPS Building Number: (A.H.A.)

NOTE: BLANKS INDICATE THAT DATA WAS NOT AVAILABLE TO THE CONSULTANT TEAM AT THE TIME OF ANALYSIS;

STAFF

-----  
Staff:

Everett, Jerry CDIII/ Garrett, Brenda CDI/ Hillsman, Sarah RLI/ Floyd,

Staff Certificates:

Everett= M.A Rec./ Garrett= 3 yrs of College/ Hillsman= B.S. Elem. Ed. Floyd= H.S. Diploma

COMPETING FACILITIES:

-----  
Competing facilities in the service area:

COUNCIL DISTRICT 9

---

1980 Census: 37457

Projected 1990: 35070

Projected 2000: 29633

Population Distribution (1980)

Number of Children: 11326

Percentage Children: 32.86

Number of Teens: 4591

Percentage Teens: 13.67

Number of Adults: 16525

Percentage Adults: 41.62

Number of Elderly: 4912

Percentage Elderly: 11.86

## PROGRAMS

## Program Participation, Hours, and Population Profile

## Winter 1986

	Participation		Program Hours	Percent of Population (1980)
	Total	Percent	Percent	
Elderly	109	1.657	2.363	11.86
Adult	2006	52.12	40.49	41.62
Teens	910	20.13	19.62	13.67
Children	1514	25.84	36.74	32.86

## Spring 1986

	Participation		Program Hours	Percent of Population (1980)
	Total	Percent	Percent	
Elderly	115	1.61	6.1	11.86
Adult	2280	44.13	33.05	41.62
Teens	744	18	53.68	13.67
Children	2031	36.11	35	32.86

## Participants per Program Hour

	Winter	Spring
Elderly	3.38	1.75
Adult	10.74	11.91
Teens	17.62	7.38
Children	6.73	3.76

Council District: 10

Center: Anderson Park

Operating Hours: Mon.& Wed. 12:00pm-10:00pm

Peak Hours: 12:00pm - 9:00p BIIPS Building Number: ANDE000001/AND

NOTE: BLANKS INDICATE THAT DATA WAS NOT AVAILABLE TO THE CONSULTANT TEAM AT THE TIME OF ANALYSIS;

STAFF

---

Staff:

Fambro, Shirley \ Williams, Richard \ Robinson, Johnnie \ Baskin, Charle

Staff Certificates:

Williams= B.S.Phys Ed./ Fambro= B.S. Human Resources/ Baskins= H.S. Dipl  
Robinson= 3 yrs of College

COMPETING FACILITIES:

---

Competing facilities in the service area:

Council District: 10

Center: Adamsville

Operating Hours: Mon.- Wed. 10:00am- 9:00pm

Peak Hours: 2:30pm.- 9:00pm BIIPS Building Number: ADRE000001

NOTE: BLANKS INDICATE THAT DATA WAS NOT AVAILABLE TO THE CONSULTANT TEAM AT THE TIME OF ANALYSIS;

STAFF

-----  
Staff:  
Wooten, Linda \ Davenport, Cedric \ Thornton,Billy \ Barnett,Larry  
\Coanes,Barbara \ Jones,Julius

Staff Certificates:  
Wooten=B.S. Degree P.E.

COMPETING FACILITIES:

-----  
Competing facilities in the service area:

none

Council District: 10

Center: West Manor

Operating Hours: Mon.-Fri. 11:00am-8:45pm ;

Peak Hours: 3:00pm - 6:30pm BIIPS Building Number: WEMA000001

NOTE: BLANKS INDICATE THAT DATA WAS NOT AVAILABLE TO THE CONSULTANT TEAM AT THE TIME OF ANALYSIS;

STAFF

-----  
Staff:  
Ward, Robert \ Oden, Annetta \ Wingfield, Joseph

Staff Certificates:  
Ward=B.S. \ Oden=B.S.

COMPETING FACILITIES:

-----  
Competing facilities in the service area:

none



RECREATION CENTER DATA BASE

39

COUNCIL DISTRICT 10

---

1980 Census: 13185

Projected 1990: 12505

Projected 2000: 12799

Population Distribution (1980)

Number of Children: 4899

Percentage Children: 24.26

Number of Teens: 1796

Percentage Teens: 9.76

Number of Adults: 8468

Percentage Adults: 40.81

Number of Elderly: 3071

Percentage Elderly: 21.17

## PROGRAMS

## Program Participation, Hours, and Population Profile

## Winter 1986

	Participation		Program Hours	Percent of Population (1980)
	Total	Percent	Percent	
Elderly	45	2.7	6.3	21.17
Adult	1169	49.55	31.93	40.81
Teens	268	13.185	8.73	9.76
Children	753	34.23	53.05	24.26

## Spring 1986

	Participation		Program Hours	Percent of Population (1980)
	Total	Percent	Percent	
Elderly	24	1.02	6.13	21.17
Adult	975	38.12	18.78	44.81
Teens	338	13.73	8.88	9.76
Children	1214	47	40.98	24.26

## Participants per Program Hour

	Winter	Spring
Elderly	1.61	4.805
Adult	11.93	20.77
Teens	8.89	27.8
Children	5.66	17.63

• CONTAINS DATA SUPPLIED BY DIRECTORS OFFICE

Council District: 11

Center: Adams Park

Operating Hours: Mon./Wed./Fri. 12:00pm-10:

Peak Hours: 4:00pm - 10:00p BIIPS Building Number: ADPK000013

NOTE: BLANKS INDICATE THAT DATA WAS NOT AVAILABLE TO THE CONSULTANT TEAM AT THE TIME OF ANALYSIS;

STAFF

-----  
Staff:  
Anthony, Joseph \ Ely, April \ Ware, Tonya \ Hill, Betty \ Shannon, Mar

Staff Certificates:  
Ely=B.S. Degree \ Anthony=B.S. Degree \ Hill=B.S. Degree \

COMPETING FACILITIES:

-----  
Competing facilities in the service area:

YMCA Cambellton Rd.

Council District: 11

Center: Ben Hill

Operating Hours: Mon. 1pm - 11pm Tue.- Thur

Peak Hours: 1pm- 10:30pm BIIPS Building Number: BEHI000001

NOTE: BLANKS INDICATE THAT DATA WAS NOT AVAILABLE TO THE CONSULTANT TEAM AT THE TIME OF ANALYSIS;

STAFF

-----  
Staff:  
Walker, William CDIII; Wynn, Vivian CDI; Hill, Harold CDI; Johnson , Al

Staff Certificates:  
Walker= A.S. Phys. Ed./ Wynn= H.S. Diploma/ Hill A.S. Phys. Ed.  
Johnston= B.A. Sociology

COMPETING FACILITIES:

-----  
Competing facilities in the service area:

Council District: 11

Center: Oakland

Operating Hours: Mon.- Thur. 11:00am-8:00pm

Peak Hours: 3:00pm - 6:00pm      BIIPS Building Number: OACL000001

NOTE: BLANKS INDICATE THAT DATA WAS NOT AVAILABLE TO THE CONSULTANT TEAM AT THE TIME OF ANALYSIS;

STAFF

---

Staff:

Crockett, Bettye \ Prather, Wallace \ Goolsby, Richard

Staff Certificates:

Crockett=A.B. English \ Prather=A.B. Phys. Ed.

COMPETING FACILITIES:

---

Competing facilities in the service area:

YMCA (4yrs-12yrs) ; Cathedral of Faith Church (6yrs & up)

COUNCIL DISTRICT 11

---

1980 Census: 30260

Projected 1990: 31837

Projected 2000: 33517

Population Distribution (1980)

Number of Children: 8619

Percentage Children: 25.98

Number of Teens: 2954

Percentage Teens: 9.37

Number of Adults: 18382

Percentage Adults: 53.75

Number of Elderly: 3550

Percentage Elderly (55+): 10.89

## PROGRAMS

## Program Participation, Hours, and Population Profile

## Winter 1986

	Participation		Program Hours	Percent of Population
	Total	Percent	Percent	(1980)
Elderly	0	0	0	10.89
Adult	1070	51.42	56.75	53.75
Teens	741	33.53	21.25	9.37
Children	345	14.90	21.95	25.98

## Spring 1986

	Participation		Program Hours	Percent of Population
	Total	Percent	Percent	(1980)
Elderly	10	0.377	5	10.89
Adult	930	41.77	19.5	53.75
Teens	751	31.21	24	9.37
Children	653	26.49	17.93	25.98

## Participants per Program Hour

	Winter	Spring
Elderly	4.667	11.89
Adult	37.20	24.25
Teens	40.89	25.16
Children	63.15	26.89

• CONTAINS DATA SUPPLIED BY DIRECTORS OFFICE

Council District: 12

Center: Blair Village

Operating Hours: Mon.- Fri. 3:00pm-7:00pm

Peak Hours: 3:00pm-6:00pm BIIPS Building Number:

NOTE: BLANKS INDICATE THAT DATA WAS NOT AVAILABLE TO THE CONSULTANT TEAM AT THE TIME OF ANALYSIS;

STAFF

Staff:
White, Larry ; Stallworth, Anthony

Staff Certificates:
White = B.S. Degree

COMPETING FACILITIES:

Competing facilities in the service area:

Boys Club, YMCA, Church programs (Affected are: ages 15-19, Baseball, Ba

Council District: 12

Center: Perkerson Park

Operating Hours: MWF 1pm - 8pm TTH 10am - 8

Peak Hours: 3:00pm.- 6:00pm BIIPS Building Number: PERK000001

NOTE: BLANKS INDICATE THAT DATA WAS NOT AVAILABLE TO THE CONSULTANT TEAM AT THE TIME OF ANALYSIS;

STAFF

Staff:
Sheppard, Jeanette CDII; Kermit, Clark RLII; Miltmore, Lionell RLI

Staff Certificates:
Sheppard= A.S. Rec.; Clark= 7 mon.Rec.; Moltimore= 3 yrs of College

COMPETING FACILITIES:

Competing facilities in the service area:

none

Council District: 12

Center: Pittman Park

Operating Hours: Mon.- Thur. 11:00am-10:00p

Peak Hours: 3:00pm - 9:00pm BIIPS Building Number: PITT000001

NOTE: BLANKS INDICATE THAT DATA WAS NOT AVAILABLE TO THE CONSULTANT TEAM AT THE TIME OF ANALYSIS;

STAFF

Staff:
-----
Hines, Zachery \ Landy, Gaynelle \ Stalls, Gregory \ Goodson, Elton \
Walker, Lois

Staff Certificates:
Walker=Recreation \ Goodson=Recreation \ Landy=Recreation

COMPETING FACILITIES:

-----
Competing facilities in the service area:

none

Council District: 12

Center: South Bend

Operating Hours: Mon.- Fri. 1:00pm-10:00pm

Peak Hours: 3:00pm - 7:00pm BIIPS Building Number: SOBE000002

NOTE: BLANKS INDICATE THAT DATA WAS NOT AVAILABLE TO THE CONSULTANT TEAM AT THE TIME OF ANALYSIS;

STAFF

Staff:
-----
Brown, Gerald CDI \ Dorsey, Mary CDIII \ Rucker, Willie RLI \ Harris, A

Staff Certificates:
Dorsey= 4 yrs of College/ Brown= 2yrs of college/ Rucker= B.S. Phys. Ed
Harris= B.S. Perf. Arts

COMPETING FACILITIES:

-----
Competing facilities in the service area:

Boys Club



Council District: 12

Center: Thomasville

Operating Hours: Mon.- Thur. 10am - 9pm Fri

Peak Hours: 3pm- 7pm M-F BIIPS Building Number: THOM000001

NOTE: BLANKS INDICATE THAT DATA WAS NOT AVAILABLE TO THE CONSULTANT TEAM AT THE TIME OF ANALYSIS;

STAFF

-----  
Staff:  
Allen, Maxine CDIII/ Stalls, Joseph CDI/ Pittman, Olga RLI/ Lesayth, Sa

Staff Certificates:  
Allen= B.S.Phys. Ed. /Stalls= 2 yrs of College/ Pittman B.S. Sociology/

COMPETING FACILITIES:

-----  
Competing facilities in the service area:

COUNCIL DISTRICT 12

---

1980 Census: 12100

Projected 1990: 11687

Projected 2000: 12066

Population Disribution (1980)

Number of Children: 4752

Percentage Children: 28.06

Number of Teens: 1802

Percentage Teens: 10.52

Number of Adults: 7116

Percentage Adults: 41.99

Number of Elderly: 3769

Percentage Elderly (55+): 21.58

## PROGRAMS

## Program Participation, Hours, and Population Profile

## Winter 1986

	Participation		Program Hours	Percent of Population
	Total	Percent	Percent	(1980)
Elderly	82	1.398	10.68	21.58
Adult	1119	26.13	34.48	41.99
Teens	551	16.22	13.63	10.52
Children	1713	36.11	41.23	28.06

## Spring 1986

	Participation		Program Hours	Percent of Population
	Total	Percent	Percent	(1980)
Elderly	65	1.478	5.5	21.58
Adult	1039	25.49	22.28	41.99
Teens	384	14.21	9.38	10.52
Children	1604	38.67	42.2	28.06

## Participants per Program Hour

	Winter	Spring
Elderly	2.748	3.534
Adult	6.934	21.15
Teens	13.70	12.78
Children	11.37	2.692

• CONTAINS DATA SUPPLIED BY DIRECTORS OFFICE

recreation districts

b.

Recreation District: 1

Center: Adams Park

Operating Hours: Mon./Wed./Fri. 12:00pm-10:

Peak Hours: 4:00pm - 10:00p      BIIPS Building Number: ADPK000013

NOTE: BLANKS INDICATE THAT DATA WAS NOT AVAILABLE TO THE CONSULTANT TEAM AT THE TIME OF ANALYSIS;

STAFF

---

Staff:  
Anthony, Joseph \ Ely, April \ Ware, Tonya \ Hill, Betty \ Shannon, Mar

Staff Certificates:  
Ely=B.S. Degree \ Anthony=B.S. Degree \ Hill=B.S. Degree \

COMPETING FACILITIES:

---

Competing facilities in the service area:

YMCA Cambellton Rd.

Recreation District: 1

Center: Adamsville

Operating Hours: Mon.- Wed. 10:00am- 9:00pm

Peak Hours: 2:30pm.- 9:00pm      BIIPS Building Number: ADRE000001

NOTE: BLANKS INDICATE THAT DATA WAS NOT AVAILABLE TO THE CONSULTANT TEAM AT THE TIME OF ANALYSIS;

STAFF

---

Staff:  
Wooten, Linda \ Davenport, Cedric \ Thornton,Billy \ Barnett,Larry  
\Coanes,Barbara \ Jones,Julius

Staff Certificates:  
Wooten=B.S. Degree P.E.

COMPETING FACILITIES:

---

Competing facilities in the service area:

none

Recreation District: 1

Center: Bankhead

Operating Hours: Mon.-Thur. 12:00pm-10:00pm

Peak Hours: 3:00pm - 6:30pm      BIIPS Building Number: BACO000001

NOTE: BLANKS INDICATE THAT DATA WAS NOT AVAILABLE TO THE CONSULTANT TEAM AT THE TIME OF ANALYSIS;

STAFF

-----  
Staff:  
Wells, Thomas J. \ Hunter, Alvin \ Walker, Anthony \ Woodruff, Alicia

Staff Certificates:  
Wells=B.A. \ Hunter=B.A.

COMPETING FACILITIES:

-----  
Competing facilities in the service area:

none

Recreation District: 1

Center: Ben Hill

Operating Hours: Mon. 1pm - 11pm Tue.- Thur

Peak Hours: 1pm- 10:30pm      BIIPS Building Number: BEHI000001

NOTE: BLANKS INDICATE THAT DATA WAS NOT AVAILABLE TO THE CONSULTANT TEAM AT THE TIME OF ANALYSIS;

STAFF

-----  
Staff:  
Walker, William CDIII; Wynn, Vivian CDI; Hill, Harold CDI; Johnson , Al

Staff Certificates:  
Walker= A.S. Phys. Ed./ Wynn= H.S. Diploma/ Hill A.S. Phys. Ed.  
Johnston= B.A. Sociology

COMPETING FACILITIES:

-----  
Competing facilities in the service area:

Recreation District: 1

Center: Collier Park

Operating Hours: M 3:30p - 10p Tues - Thur.

Peak Hours: 3pm - 6pm M-F BIIPS Building Number: COLL000001

NOTE: BLANKS INDICATE THAT DATA WAS NOT AVAILABLE TO THE CONSULTANT TEAM AT THE TIME OF ANALYSIS;

STAFF

-----  
Staff:

Gear, James CDII; Brown, Patricia RLII; Peagler RLI

Staff Certificates:

Gear= B.S. Music; Brown= B.S. Therapeutic Rec. Peagler= B.S. Phys. Ed.

COMPETING FACILITIES:

-----  
Competing facilities in the service area:

Recreation District: 1

Center: Oakland

Operating Hours: Mon.- Thur. 11:00am-8:00pm

Peak Hours: 3:00pm - 6:00pm BIIPS Building Number: OACL000001

NOTE: BLANKS INDICATE THAT DATA WAS NOT AVAILABLE TO THE CONSULTANT TEAM AT THE TIME OF ANALYSIS;

STAFF

-----  
Staff:

Crockett, Bettye \ Prather, Wallace \ Goolsby, Richard

Staff Certificates:

Crockett=A.B. English \ Prather=A.B. Phys. Ed.

COMPETING FACILITIES:

-----  
Competing facilities in the service area:

YMCA (4yrs-12yrs) ; Cathedral of Faith Church (6yrs & up)

Recreation District: 1

Center: Perkerson Park

Operating Hours: MWF 1pm - 8pm TTH 10am - 8

Peak Hours: 3:00pm.- 6:00pm BIIPS Building Number: PERK000001

NOTE: BLANKS INDICATE THAT DATA WAS NOT AVAILABLE TO THE CONSULTANT TEAM AT THE TIME OF ANALYSIS;

STAFF

-----  
Staff:

Sheppard, Jeanette CDII; Kermit, Clark RLII; Miltmore, Lionell RLI

Staff Certificates:

Sheppard= A.S. Rec.; Clark= 7 mon.Rec.; Moltimore= 3 yrs of College

COMPETING FACILITIES:

-----  
Competing facilities in the service area:

none

Recreation District: 1

Center: West Manor

Operating Hours: Mon.-Fri. 11:00am-8:45pm ;

Peak Hours: 3:00pm - 6:30pm BIIPS Building Number: WEMA000001

NOTE: BLANKS INDICATE THAT DATA WAS NOT AVAILABLE TO THE CONSULTANT TEAM AT THE TIME OF ANALYSIS;

STAFF

-----  
Staff:

Ward, Robert \ Oden, Annetta \ Wingfield, Joseph

Staff Certificates:

Ward=B.S. \ Oden=B.S.

COMPETING FACILITIES:

-----  
Competing facilities in the service area:

none





RECREATION DISTRICT 1

---

1980 Census: 49611

Projected 1990: 50195

Projected 2000: 52268

Population Disribution (1980)

Number of Children: 15520

Percentage Children: 27.69

Number of Teens: 5593

Percentage Teens: 10.91

Number of Adults: 29559

Percentage Adults: 47.49

Number of Elderly: 7513

Percentage Elderly (55+): 13.91

## PROGRAMS

## Program Participation, Hours, and Population Profile

## Winter 1986

	Participation		Program Hours	Percent of Population (1980)
	Total	Percent	Percent	
Elderly	91	1.789	2.933	13.91
Adult	2593	42.69	41.32	47.49
Teens	1475	25.00	17.77	10.91
Children	1092	17.88	37.95	27.69

## Spring 1986

	Participation		Program Hours	Percent of Population (1980)
	Total	Percent	Percent	
Elderly	62	0.825	4.75	13.91
Adult	2471	37.60	17.68	47.49
Teens	1478	22.57	18.78	10.91
Children	1685	26.38	20.63	27.69

## Participants per Program Hour

	Winter	Spring
Elderly	4.491	7.855
Adult	20.87	21.48
Teens	28.85	27.08
Children	29.18	17.87

Recreation District: 2

Center: Blair Village

Operating Hours: Mon.- Fri. 3:00pm-7:00pm

Peak Hours: 3:00pm-6:00pm                      BIIPS Building Number:

NOTE: BLANKS INDICATE THAT DATA WAS NOT AVAILABLE TO THE CONSULTANT TEAM AT THE TIME OF ANALYSIS;

STAFF

-----  
Staff:  
    White, Larry ; Stallworth, Anthony

Staff Certificates:  
    White = B.S. Degree

COMPETING FACILITIES:

-----  
Competing facilities in the service area:  
    Boys Club, YMCA, Church programs (Affected are: ages 15-19, Baseball, Ba

Recreation District: 2

Center: Carver Homes

Operating Hours: Mon.- Fri. 10:00am - 8:00p

Peak Hours: 3:00pm - 6:00pm                      BIIPS Building Number:

NOTE: BLANKS INDICATE THAT DATA WAS NOT AVAILABLE TO THE CONSULTANT TEAM AT THE TIME OF ANALYSIS;

STAFF

-----  
Staff:  
    Landy, Jaudon \ Woodruff, Alicia \ Bohles, Percy \ Young, Barron

Staff Certificates:

COMPETING FACILITIES:

-----  
Competing facilities in the service area:  
    none

Recreation District: 2

Center: Daniel Stanton

Operating Hours: Mon.- Thur. 10:00am- 9pm F

Peak Hours: 3:00pm - 6:00pm      BIIPS Building Number: DAST000001

NOTE: BLANKS INDICATE THAT DATA WAS NOT AVAILABLE TO THE CONSULTANT TEAM AT THE TIME OF ANALYSIS;

STAFF

-----  
Staff:  
McFadden, Robert ; Taylor, Joyce ; Hickson, Shirley ; Hunter, Alvin

Staff Certificates:  
McFadden- AB Elem. Ed.- Phys. Ed.; Taylor- 3 1/2 years of college  
Hickerson - H.S. Diploma; Hunter- B.S. Phys. Ed

COMPETING FACILITIES:

-----  
Competing facilities in the service area:

Recreation District: 2

Center: Dunbar

Operating Hours: Mon.- Thur. 11:00am-9:00pm

Peak Hours: 2:30pm - 7:30pm      BIIPS Building Number: PHEONIX

NOTE: BLANKS INDICATE THAT DATA WAS NOT AVAILABLE TO THE CONSULTANT TEAM AT THE TIME OF ANALYSIS;

STAFF

-----  
Staff:  
Barber, Linwood \ Jones, Mary E. \ Barber, Percy

Staff Certificates:  
Barber= 3 yrs of College; Jones= 2 yrs of College; Bryant= 1 yrs of Col

COMPETING FACILITIES:

-----  
Competing facilities in the service area:

YMCA (ages 5-15)

Recreation District: 2

Center: Joyland

Operating Hours: Mon.- Thur. 12:00am - 8:45

Peak Hours: 2:45pm-7:15pm                      BIIPS Building Number: JOYL000001

NOTE: BLANKS INDICATE THAT DATA WAS NOT AVAILABLE TO THE CONSULTANT TEAM AT THE TIME OF ANALYSIS;

STAFF  
-----

Staff:  
    Jackson, Wanda; Ware, Tonya

Staff Certificates:  
    Jackson; 3 yrs of college - Phys. Ed. / Ware; H.S. Diploma

COMPETING FACILITIES:  
-----

Competing facilities in the service area:  
    none

Recreation District: 2

Center: Kimpson

Operating Hours: Mon.- Thur. 12:00pm-8:00pm

Peak Hours: 3:00pm - 7:00pm                      BIIPS Building Number: KIMP000001

NOTE: BLANKS INDICATE THAT DATA WAS NOT AVAILABLE TO THE CONSULTANT TEAM AT THE TIME OF ANALYSIS;

STAFF  
-----

Staff:  
    Ellison, Tony

Staff Certificates:  
    Ellison; 18 Months of college Atl J.C.

COMPETING FACILITIES:  
-----

Competing facilities in the service area:  
    Carver Homes Center (ages10&under), YMCA (football), Southbend (12&under

Recreation District: 2

Center: Pittman Park

Operating Hours: Mon.- Thur. 11:00am-10:00p

Peak Hours: 3:00pm - 9:00pm      BIIPS Building Number: PITT000001

NOTE: BLANKS INDICATE THAT DATA WAS NOT AVAILABLE TO THE CONSULTANT TEAM AT THE TIME OF ANALYSIS;

STAFF

-----  
Staff:  
Hines, Zachery \ Landy, Gaynelle \ Stalls, Gregory \ Goodson, Elton \  
\Walker,Lois

Staff Certificates:  
Walker=Recreation \ Goodson=Recreation \ Landy=Recreation

COMPETING FACILITIES:

-----  
Competing facilities in the service area:

none

Recreation District: 2

Center: South Bend

Operating Hours: Mon.- Fri. 1:00pm-10:00pm

Peak Hours: 3:00pm - 7:00pm      BIIPS Building Number: SOBE000002

NOTE: BLANKS INDICATE THAT DATA WAS NOT AVAILABLE TO THE CONSULTANT TEAM AT THE TIME OF ANALYSIS;

STAFF

-----  
Staff:  
Brown, Gerald CDI \ Dorsey, Mary CDIII \ Rucker, Willie RLI \ Harris, A

Staff Certificates:  
Dorsey= 4 yrs of College/ Brown= 2yrs of college/ Rucker= B.S. Phys. Ed  
Harris= B.S. Perf. Arts

COMPETING FACILITIES:

-----  
Competing facilities in the service area:

Boys Club

Recreation District: 2

Center: Thomasville

Operating Hours: Mon.- Thur. 10am - 9pm Fri

Peak Hours: 3pm- 7pm M-F                      BIIPS Building Number: THOM000001

NOTE: BLANKS INDICATE THAT DATA WAS NOT AVAILABLE TO THE CONSULTANT TEAM AT THE TIME OF ANALYSIS;

STAFF

---

Staff:  
Allen, Maxine CDIII/ Stalls, Joseph CDI/ Pittman, Olga RLI/ Lesayth, Sa

Staff Certificates:  
Allen= B.S.Phys. Ed. /Stalls= 2 yrs of College/ Pittman B.S. Sociology/

COMPETING FACILITIES:

---

Competing facilities in the service area:



RECREATION DISTRICT 2

---

1980 Census: 26238

Projected 1990: 24424

Projected 2000: 24753

Population Disribution (1980)

Number of Children: 7924

Percentage Children: 29.57

Number of Teens: 2917

Percentage Teens: 10.73

Number of Adults: 10515

Percentage Adults: 40.75

Number of Elderly: 4848

Percentage Elderly (55+): 20.02

## PROGRAMS

-----  
Program Participation, Hours, and Population Profile

## Winter 1986

	Participation		Program Hours	Percent of Population (1980)
	Total	Percent	Percent	
Elderly	223	5.533	9.963	20.02
Adult	2303	30.97	30.84	40.75
Teens	1622	30.71	19.99	10.73
Children	2337	32.57	40.84	29.57

## Spring 1986

	Participation		Program Hours	Percent of Population (1980)
	Total	Percent	Percent	
Elderly	174	4.254	3.5	20.02
Adult	2012	28.34	20.1	40.75
Teens	1993	34.25	10.93	10.73
Children	2067	32.94	42.58	29.57

## Participants per Program Hour

	Winter	Spring
Elderly	2.757	2.822
Adult	8.386	15.63
Teens	11.98	26.38
Children	8.928	3.032

Recreation District: 3

Center: Bass

Operating Hours: Mon.- Thur. 11:00am-8:00pm

Peak Hours: 3:00pm-7:00pm            BIIPS Building Number: BASS000001

NOTE: BLANKS INDICATE THAT DATA WAS NOT AVAILABLE TO THE CONSULTANT TEAM AT THE TIME OF ANALYSIS;

STAFF

-----  
Staff:  
Jordan, Barbara W. \ Amey, Brenda \ Scott, Cecelia

Staff Certificates:  
Scott=Ceram.Class \ Amey=Sewing

COMPETING FACILITIES:

-----  
Competing facilities in the service area:

YMCA (ages 5-13, after school)

Recreation District: 3

Center: Bessie Branham

Operating Hours: Mon.- Thur. 11 am - 8 pm F

Peak Hours: 3 pm - 6 pm M-F            BIIPS Building Number: BEBR000001

NOTE: BLANKS INDICATE THAT DATA WAS NOT AVAILABLE TO THE CONSULTANT TEAM AT THE TIME OF ANALYSIS;

STAFF

-----  
Staff:  
Boney, Johnnie M.; CDII / Goss, Calvin; RLI

Staff Certificates:

COMPETING FACILITIES:

-----  
Competing facilities in the service area:

Recreation District: 3

Center: Brownwood

Operating Hours: Mon. - Thur. 11 am - 8:30

Peak Hours: 3 pm - 6 pm M-F      BIIPS Building Number: BRW000001

NOTE: BLANKS INDICATE THAT DATA WAS NOT AVAILABLE TO THE CONSULTANT TEAM AT THE TIME OF ANALYSIS;

STAFF

-----  
Staff:  
    Martin, Dexter; CDII/ Hartley RLI/ Glass, Alice; RLI

Staff Certificates:

COMPETING FACILITIES:

-----  
Competing facilities in the service area:

Recreation District: 3

Center: Coan Park

Operating Hours: Mon.- Thur. 12:00pm-9:00pm

Peak Hours: 4:00pm - 7:00pm      BIIPS Building Number: WECO000001

NOTE: BLANKS INDICATE THAT DATA WAS NOT AVAILABLE TO THE CONSULTANT TEAM AT THE TIME OF ANALYSIS;

STAFF

-----  
Staff:  
    Staniel, Alexander \ Sheffield, Michael D. \ Bennett, Lee \ Stafford,

Staff Certificates:  
    Staniel=NYSP \ Sheffield=NYSP \ Stafford=NYSP \ Bennett=NYSP

COMPETING FACILITIES:

-----  
Competing facilities in the service area:

none

Recreation District: 3

Center: Drew

Operating Hours: Mon.- Thur. 10:25am-10:00p

Peak Hours: 4:00pm - 8:00pm            BIIPS Building Number: DREW000001

NOTE: BLANKS INDICATE THAT DATA WAS NOT AVAILABLE TO THE CONSULTANT TEAM AT THE TIME OF ANALYSIS;

STAFF

---

Staff:  
Scott, George A. \ Delony, Juanzen K. \ Fambro, Charles \ Thorton, Char

Staff Certificates:  
Deloney=WaterSafety,FirstAid \ Scott=FirstAid,WaterSafety  
\Fambro=Coaching \ Thornton = coaching

COMPETING FACILITIES:

---

Competing facilities in the service area:  
YMCA (ages 10-18: swimming); Boys Club (ages 10-18: athletics); Girls CI

Recreation District: 3

Center: Grant Park

Operating Hours: Fall M.- Th. 12:00pm- 10:p

Peak Hours:                                    BIIPS Building Number: GRAN000001

NOTE: BLANKS INDICATE THAT DATA WAS NOT AVAILABLE TO THE CONSULTANT TEAM AT THE TIME OF ANALYSIS;

STAFF

---

Staff:  
Carter, Eugene CDII; Wells, Sammie RLI

Staff Certificates:  
Carter- H.S. Diploma; Wells- M.A. Guidance and Counseling

COMPETING FACILITIES:

---

Competing facilities in the service area:

Recreation District: 3

Center: Lang/Carson

Operating Hours: Mon.- Fri. 10:00am-8:00pm

Peak Hours: 3:00pm - 6:00pm      BIIPS Building Number: LACA000001

NOTE: BLANKS INDICATE THAT DATA WAS NOT AVAILABLE TO THE CONSULTANT TEAM AT THE TIME OF ANALYSIS;

STAFF

---

Staff:  
Horton, Anthony J. \ Chaney, Clara \ Heard, Valsteen

Staff Certificates:  
Horton=Departmental & Standard \ Chaney=Departmental \ Heard=Departmental

COMPETING FACILITIES:

---

Competing facilities in the service area:  
Boys Club & Girls Club (Programs are basically the same (as Lang/Carson))

Recreation District: 3

Center: M.L.K.(S)

Operating Hours: Mon. - Fri. 1 pm- 10 pm Fa

Peak Hours: 3:00pm-6:00pm      BIIPS Building Number:

NOTE: BLANKS INDICATE THAT DATA WAS NOT AVAILABLE TO THE CONSULTANT TEAM AT THE TIME OF ANALYSIS;

STAFF

---

Staff:  
Alonzo, Carol; Wells, Sam; McRiver, Thomas; Head, Barbara

Staff Certificates:  
Alonz = B.S.Degree ; Wells = B.S., M.A. ; McRiver = B.A.,M.A.  
\Head = Key Punch Certificate

COMPETING FACILITIES:

---

Competing facilities in the service area:  
none

Recreation District: 3

Center: Zaban

Operating Hours: Mon.- Thur. 11:00am-8:00pm

Peak Hours: 3:00pm - 7:30pm

BIIPS Building Number: ZABZ000001

NOTE: BLANKS INDICATE THAT DATA WAS NOT AVAILABLE TO THE CONSULTANT TEAM AT THE TIME OF ANALYSIS;

STAFF

-----  
Staff:

Jordan, James \ Lee, Mary

Staff Certificates:

Jordon=Footbll \ Lee=Ceramics

COMPETING FACILITIES:

-----  
Competing facilities in the service area:

none

RECREATION DISTRICT 3

---

1980 Census: 45173

Projected 1990: 41241

Projected 2000: 40875

Population Disribution (1980)

Number of Children: 9775	Percentage Children: 23.85
Number of Teens: 4316	Percentage Teens: 10.50
Number of Adults: 18977	Percentage Adults: 45.11
Number of Elderly: 8567	Percentage Elderly (55+): 20.35



## PROGRAMS

## Program Participation, Hours, and Population Profile

## Winter 1986

	Participation		Program Hours	Percent of Population
	Total	Percent	Percent	(1980)
Elderly	70	0.8	1.46	20.35
Adult	1569	27.33	41.76	45.11
Teens	514	8.168	21.36	10.50
Children	1207	19.16	35.5	23.85

## Spring 1986

	Participation		Program Hours	Percent of Population
	Total	Percent	Percent	(1980)
Elderly	70	0.741	0.833	20.35
Adult	1410	23.64	22.86	45.11
Teens	523	8.067	9.367	10.50
Children	1605	23.01	22.57	23.85

## Participants per Program Hour

	Winter	Spring
Elderly	3.814	3.813
Adult	13.66	15.3
Teens	13.22	13.21
Children	9.543	5.654

RECREATION CENTER DATABASE

1

Recreation District: 4

Center: Bedford - Pine

Operating Hours: Mon.- Thur. 10:00am-9:00pm

Peak Hours: 4:00pm - 8:00pm      BIIPS Building Number: BEPI000001

NOTE: BLANKS INDICATE THAT DATA WAS NOT AVAILABLE TO THE CONSULTANT TEAM AT THE TIME OF ANALYSIS;

STAFF

---

Staff:  
Riggins, Cheryl \ Henry, Douglas \ Huntley, Jacquelyn \ Sims, Robert

Staff Certificates:  
Henry; 4 yrs of college Phys. Ed./ Sims; 2 yrs of college Business  
Huntly; H.S. Dipolma/ Riggins; B.S. Sociology

COMPETING FACILITIES:

---

Competing facilities in the service area:

none

Recreation District: 4

Center: Butler Park

Operating Hours: Mon.- Fri. 11:00am- 7:00pm

Peak Hours: 3:00pm-6:00pm      BIIPS Building Number: SEBU000001

NOTE: BLANKS INDICATE THAT DATA WAS NOT AVAILABLE TO THE CONSULTANT TEAM AT THE TIME OF ANALYSIS;

STAFF

---

Staff:  
Florence,Odette \ Morgan,Patricia

Staff Certificates:  
Florence=E.C.E. & Elem.Ed. \ Morgan=Elem.Ed.

COMPETING FACILITIES:

---

Competing facilities in the service area:

Butler St. YMCA (After school programs ages 6-13: Tutorial, Arts&crafts,

Recreation District: 4

Center: Chastain

Operating Hours: MWTh 12-11:30p; T 12-11p;

Peak Hours: M-F 12:30p-10:3 BIIPS Building Number: CHAS000007

NOTE: BLANKS INDICATE THAT DATA WAS NOT AVAILABLE TO THE CONSULTANT TEAM AT THE TIME OF ANALYSIS;

STAFF

Staff:
Armstrong, James \ Alverson, Carole \ Williams, Johnny

Staff Certificates:
Alverson= B.S. Physiology + 10 hrs toward masters in Rec.
Armstrong= A.B. English M.A. Counseling/ Williams= B.S. Phys. Ed.

COMPETING FACILITIES:

Competing facilities in the service area:
Northside YMCA, Peachtree Road Methodist, Peachtree Presbyterian, Weiuca

Recreation District: 4

Center: JD Sims

Operating Hours: Mon.- Thur. 12pm-8:30pm; F

Peak Hours: 4:00pm - 6:00pm BIIPS Building Number:

NOTE: BLANKS INDICATE THAT DATA WAS NOT AVAILABLE TO THE CONSULTANT TEAM AT THE TIME OF ANALYSIS;

STAFF

Staff:
Martin, Debbie; Smith, David W.; Neeson, Ruby A.

Staff Certificates:
Neeson, B.A.(Eng); Martin, B.A.(P.E.); Smith, (art)

COMPETING FACILITIES:

Competing facilities in the service area:

Recreation District: 4

Center: M.L.K.(N)

Operating Hours: Mon.- Thur 11:00am-10:00pm

Peak Hours: 3:00pm - 6:30pm      BIIPS Building Number:

NOTE: BLANKS INDICATE THAT DATA WAS NOT AVAILABLE TO THE CONSULTANT TEAM AT THE TIME OF ANALYSIS;

STAFF

-----  
Staff:  
Ragin, Rose \ Staniel, Jeff \ Slayton, Robert \ Bray, Dorothy

Staff Certificates:  
Staniel= B.S. Phys. Ed./ Ragin= B.A. Sociology/ Slayton= B.S. Phys. Ed.  
Bray= H.S. Diploma

COMPETING FACILITIES:

-----  
Competing facilities in the service area:

Recreation District: 4

Center: Morningside

Operating Hours: Mon.- Thur. 9:00am-9:00pm

Peak Hours: 2:30pm - 6:00pm      BIIPS Building Number: MORN000001

NOTE: BLANKS INDICATE THAT DATA WAS NOT AVAILABLE TO THE CONSULTANT TEAM AT THE TIME OF ANALYSIS;

STAFF

-----  
Staff:  
Johnson, Ken \ Askew, Louis \ Howard, Deborah \ Cunningham, Dorothy  
\Riggins,Cheryl

Staff Certificates:  
Johnson=Mngt Workshops & Seminars \ Cunningham=CakeDecorating,SoccerCli  
\Howard = SoccerClinic

COMPETING FACILITIES:

-----  
Competing facilities in the service area:

RECREATION CENTER DATABASE

4

Recreation District: 4

Center: Peachtree Hills

Operating Hours: Mon.- Thur. 11:30am-10pm;

Peak Hours: 12:00pm - 2:30p      BIIPS Building Number: PEHI000001

NOTE: BLANKS INDICATE THAT DATA WAS NOT AVAILABLE TO THE CONSULTANT TEAM AT THE TIME OF ANALYSIS;

STAFF

---

Staff:

Powers, Carol \ Williams, Johnny \ Brewer, Leroy \ Sewell, Michael  
\Davis, Vivian T.

Staff Certificates:

Powers=FirstAid \ Williams=FirstAid,Ga.Teaching Cert. \ Brewer=None \  
\Sewell = First Aid \ Davis = Ga Teaching Cert., First Aid

COMPETING FACILITIES:

---

Competing facilities in the service area:

Recreation District: 4

Center: Techwood Homes

Operating Hours: Mon.- Fri. 10:00am-5:45pm

Peak Hours: 10:00am - 12:00      BIIPS Building Number: TECH000001

NOTE: BLANKS INDICATE THAT DATA WAS NOT AVAILABLE TO THE CONSULTANT TEAM AT THE TIME OF ANALYSIS;

STAFF

---

Staff:

Clark, Gwendolyn

Staff Certificates:

Clark=Ceramics

COMPETING FACILITIES:

---

Competing facilities in the service area:

Church Programs (all ages: social activities and recreation); P.AL (ages



RECREATION DISTRICT 4

---

1980 Census: 39304

Projected 1990: 43689

Projected 2000: 46961

Population Disribution (1980)

Number of Children: 5913

Percentage Children: 14.88

Number of Teens: 2518

Percentage Teens: 6.541

Number of Adults: 23282

Percentage Adults: 48.28

Number of Elderly: 13225

Percentage Elderly (55+): 30.28

## PROGRAMS

## Program Participation, Hours, and Population Profile

## Winter 1986

	Participation		Program Hours	Percent of Population
	Total	Percent	Percent	(1980)
Elderly	145	2.418	10.56	30.28
Adult	2498	31.73	38.56	48.28
Teens	412	6.986	17.28	6.541
Children	2321	33.75	44.53	14.88

## Spring 1986

	Participation		Program Hours	Percent of Population
	Total	Percent	Percent	(1980)
Elderly	113	1.221	3.125	30.28
Adult	2162	21.74	33.4	48.28
Teens	548	7.125	17.88	6.541
Children	3478	32.35	45.81	14.88

## Participants per Program Hour

	Winter	Spring
Elderly	2.463	2.011
Adult	9.3	5.451
Teens	4.746	3.448
Children	8.541	9.045



Recreation District: 5

Center: A.D. Williams

Operating Hours: Mon.- Thur. 11:00am-8:00pm

Peak Hours: 3:00pm - 6:00pm      BIIPS Building Number: ADWI000001

NOTE: BLANKS INDICATE THAT DATA WAS NOT AVAILABLE TO THE CONSULTANT TEAM AT THE TIME OF ANALYSIS;

STAFF

-----  
Staff:  
Jackson, Hank \ Allen, Maxine G. \ Brown, Marcus \ Middlebrooks, Jennif

Staff Certificates:  
Jackson=B.S. Educ. \ Middlebrooks=B.S. Educ.

COMPETING FACILITIES:

-----  
Competing facilities in the service area:

Recreation District: 5

Center: Anderson Park

Operating Hours: Mon.& Wed. 12:00pm-10:00pm

Peak Hours: 12:00pm - 9:00p      BIIPS Building Number: ANDE000001/AND

NOTE: BLANKS INDICATE THAT DATA WAS NOT AVAILABLE TO THE CONSULTANT TEAM AT THE TIME OF ANALYSIS;

STAFF

-----  
Staff:  
Fambro, Shirley \ Williams, Richard \ Robinson, Johnnie \ Baskin,Charle

Staff Certificates:  
Willams= B.S.Phys Ed./ Fambro= B.S. Human Resources/ Baskins= H.S. Dipl  
Robinson= 3 yrs of College

COMPETING FACILITIES:

-----  
Competing facilities in the service area:

Recreation District: 5

Center: English Park

Operating Hours: Mon.- Thur. 11:00am-8:00pm

Peak Hours: 3:00pm - 6:00pm      BIIPS Building Number: ENGL000001

NOTE: BLANKS INDICATE THAT DATA WAS NOT AVAILABLE TO THE CONSULTANT TEAM AT THE TIME OF ANALYSIS;

STAFF

-----  
Staff:  
Williams, Patricia \ Farley, Irma J.

Staff Certificates:  
Williams= 2yrs of College/ Farley= 2 yrs of College

COMPETING FACILITIES:

-----  
Competing facilities in the service area:

Recreation District: 5

Center: Grove Park

Operating Hours: Mon.- Thur. 10am-9pm Fri.1

Peak Hours: 4:00pm-8:00pm      BIIPS Building Number:

NOTE: BLANKS INDICATE THAT DATA WAS NOT AVAILABLE TO THE CONSULTANT TEAM AT THE TIME OF ANALYSIS;

STAFF

-----  
Staff:  
Knight, Euros CDIII/ Cobb, Angenette CDI/ Clark, Emma CDI/ Willams, Gle Askew, Jimmy RLI/ Sellers, Herman RLI

Staff Certificates:  
Knight= B.A. Sociology/ Cobb= 2 yrs of College/ Clark= B.A. Sociology  
Askew= M.A. Elem. Ed./ Sellers= 2 yrs of College

COMPETING FACILITIES:

-----  
Competing facilities in the service area:

Recreation District: 5

Center: J.F.K.

Operating Hours: Mon.- Fri. 3:00pm-10:00pm

Peak Hours: 4:00pm - 7:00pm      BIIPS Building Number:

NOTE: BLANKS INDICATE THAT DATA WAS NOT AVAILABLE TO THE CONSULTANT TEAM AT THE TIME OF ANALYSIS;

STAFF

---

Staff:  
Jackson, Michael \ Morgan, Paula \ Jenkins, Marquita \ Flanagan, Anthon  
\Warren, Michael

Staff Certificates:  
Morgan= 1 yr of College/ Jackson= 2 yrs of College/ Warren= B.S. Phys.  
Flanagan= 2 yrs Phys. Ed./ Jenkins= B.S. Phys. Ed.

COMPETING FACILITIES:

---

Competing facilities in the service area:

Recreation District: 5

Center: Mozley Park

Operating Hours: Mon.- Fri. 11:00am-8:30pm

Peak Hours: 11:00am - 7:30p      BIIPS Building Number: MOZL000001

NOTE: BLANKS INDICATE THAT DATA WAS NOT AVAILABLE TO THE CONSULTANT TEAM AT THE TIME OF ANALYSIS;

STAFF

---

Staff:  
Perdue, Patricia \ Monroe,Karl \ Davis, Jennifer

Staff Certificates:  
Perdue=Art \ Monroe=B.A. \ Davis=B.A.

COMPETING FACILITIES:

---

Competing facilities in the service area:

Recreation District: 5

Center: Perry Homes

Operating Hours: Mon.- Tue. 11am-9pm Weds.-

Peak Hours: BIIPS Building Number: (A.H.A.)

NOTE: BLANKS INDICATE THAT DATA WAS NOT AVAILABLE TO THE CONSULTANT TEAM AT THE TIME OF ANALYSIS;

STAFF

---

Staff:  
Everett, Jerry CDIII/ Garrett, Brenda CDI/ Hillsman, Sarah RLI/ Floyd,

Staff Certificates:  
Everett= M.A Rec./ Garrett= 3 yrs of College/ Hillsman= B.S. Elem. Ed.  
Floyd= H.S. Diploma

COMPETING FACILITIES:

---

Competing facilities in the service area:

RECREATION DISTRICT 5

---

1980 Census: 58367

Projected 1990: 54748

Projected 2000: 55113

Population Disribution (1980)

Number of Children: 14720	Percentage Children: 26.21
Number of Teens: 6421	Percentage Teens: 10.94
Number of Adults: 25618	Percentage Adults: 43.47
Number of Elderly: 11504	Percentage Elderly (55+): 19.37

## PROGRAMS

## Program Participation, Hours, and Population Profile

## Winter 1986

	Participation		Program Hours	Percent of Population (1980)
	Total	Percent	Percent	
Elderly	187	4.857	6.143	19.37
Adult	1796	42.77	34.44	43.47
Teens	640	13.41	16.99	10.94
Children	2146	38.63	41.54	26.21

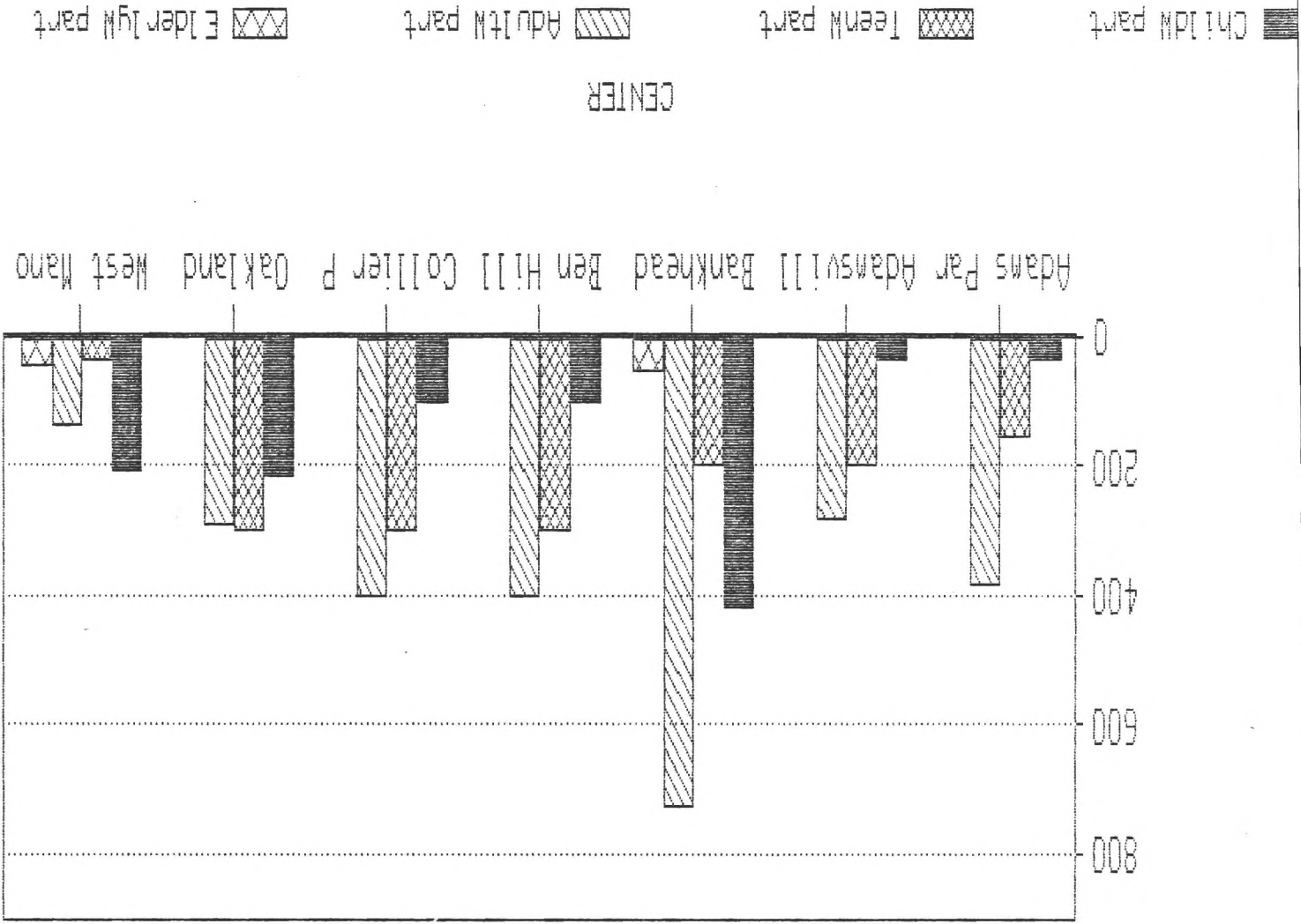
## Spring 1986

	Participation		Program Hours	Percent of Population (1980)
	Total	Percent	Percent	
Elderly	220	4.529	6.143	19.37
Adult	2231	36.18	29.33	43.47
Teens	415	8.909	14.2	10.94
Children	3448	50.19	50.21	26.21

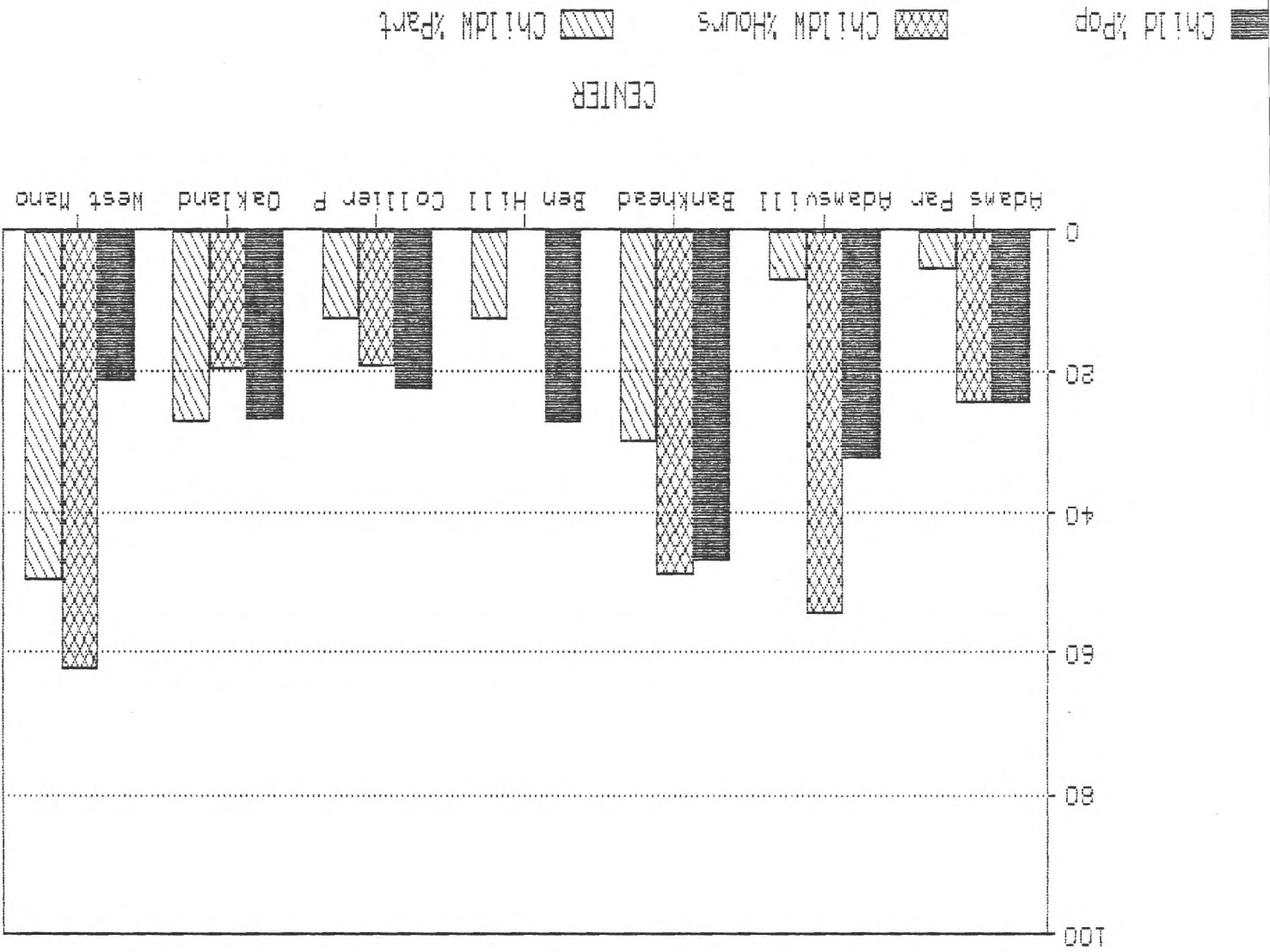
## Participants per Program Hour

	Winter	Spring
Elderly	1.723	1.88
Adult	7.419	10.64
Teens	5.514	3.43
Children	7.979	8.191

# District 1: Program Participation--Winter



# District 1: Child Percentages--Winter



CENTER

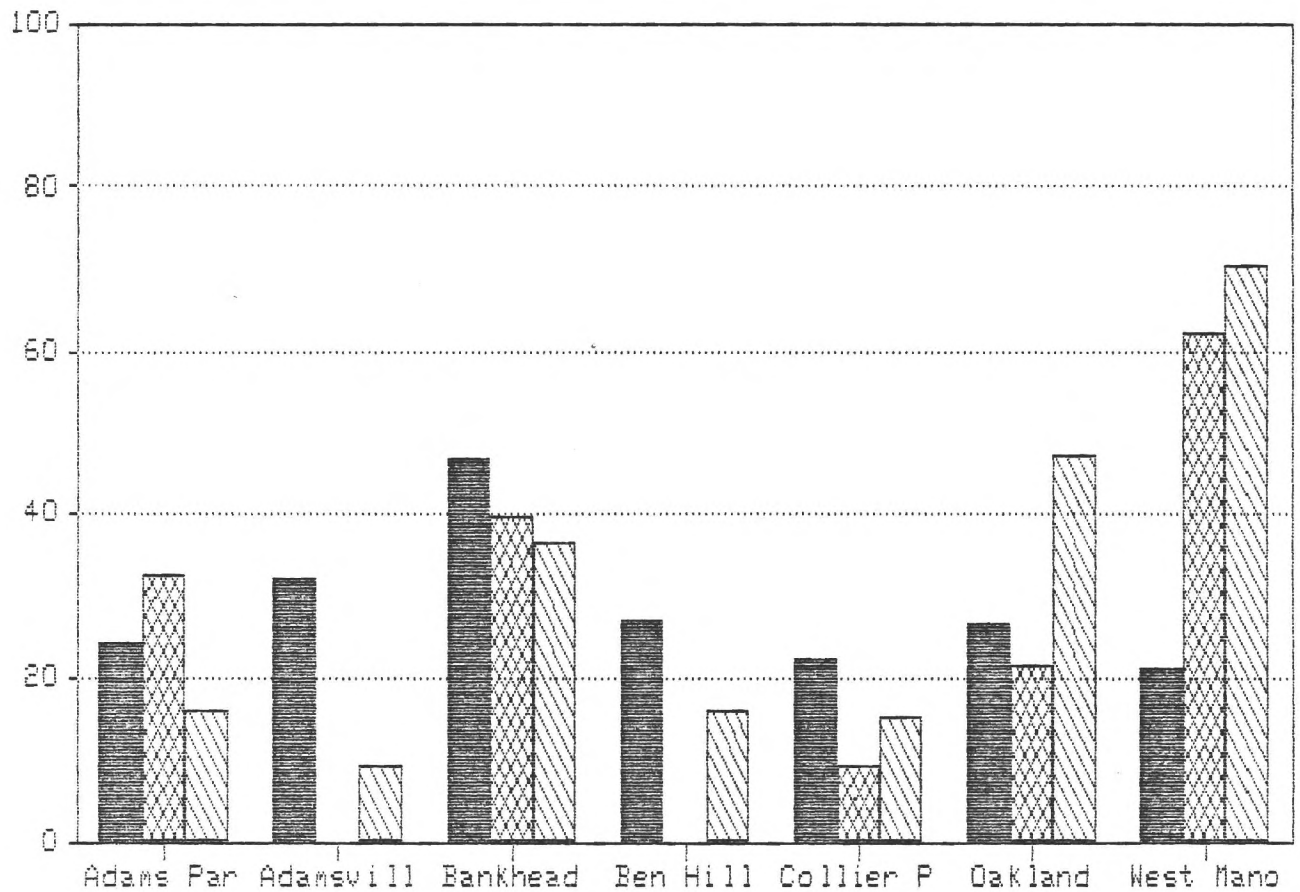
Child %Pop

ChildM %Hours

ChildM %Part



# District 1: Child Percentages--Spring



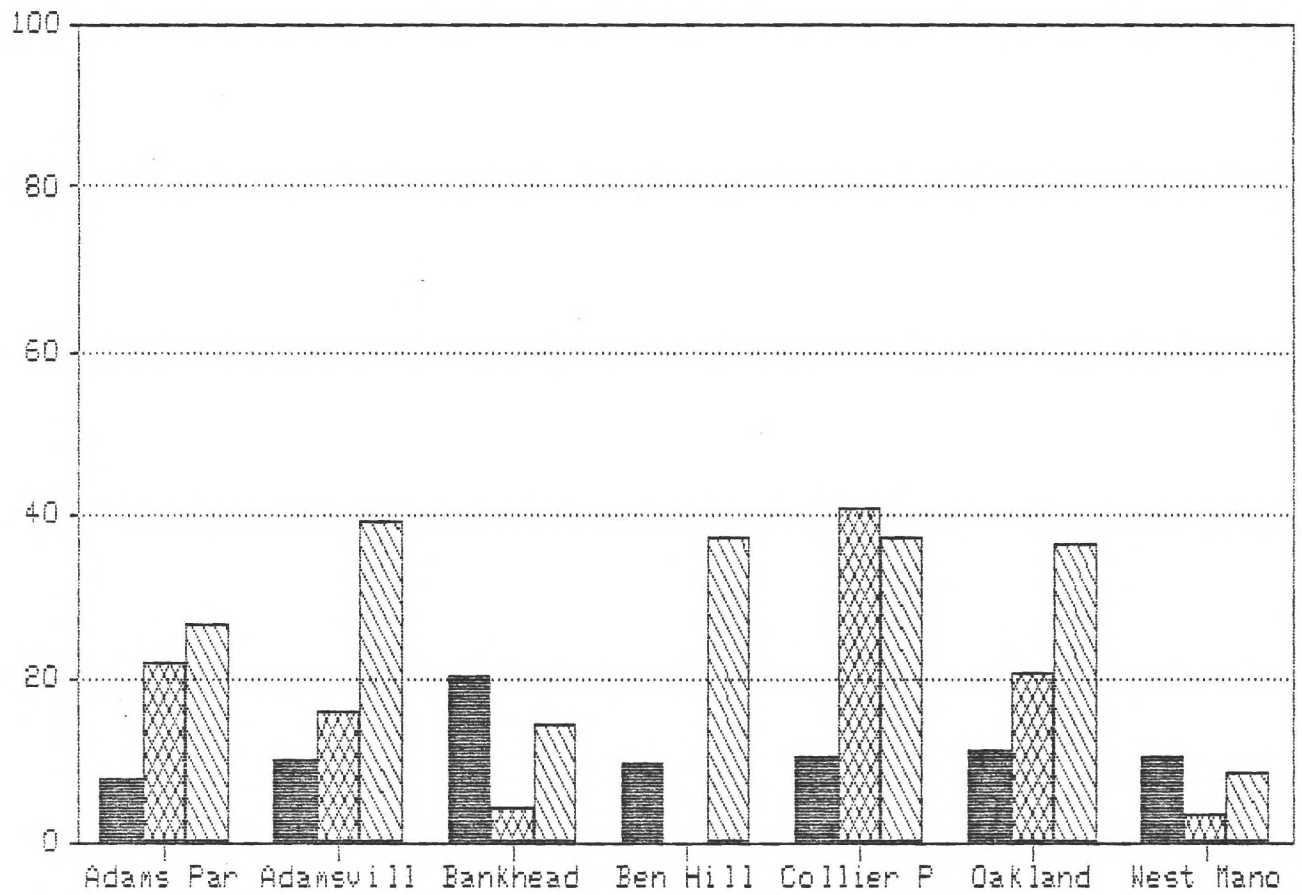
CENTER

Child %Pop

Childs %Hours

Childs %Part

# District 1: Teen Percentages--Winter



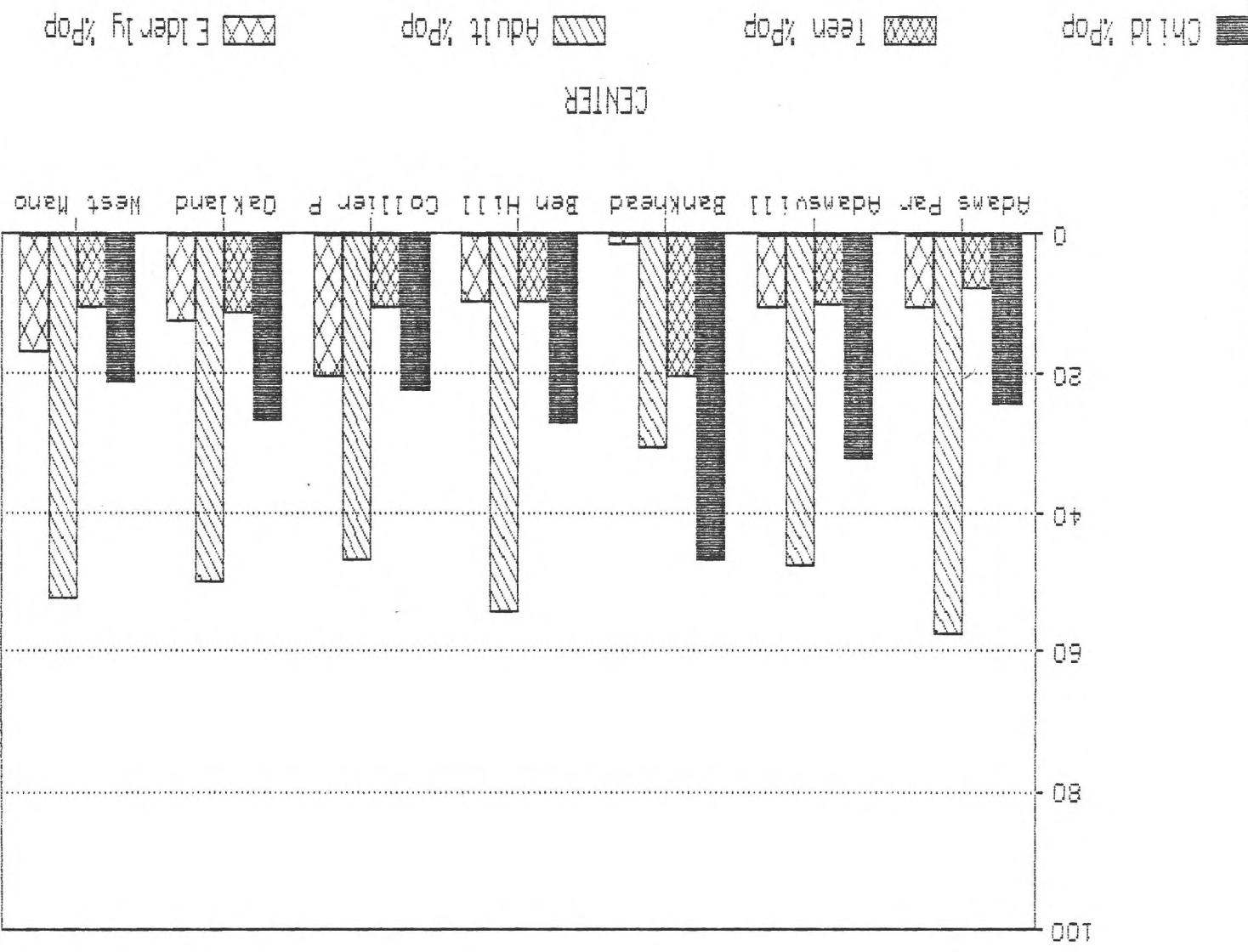
CENTER

Teen %Pop

TeenW %Hours

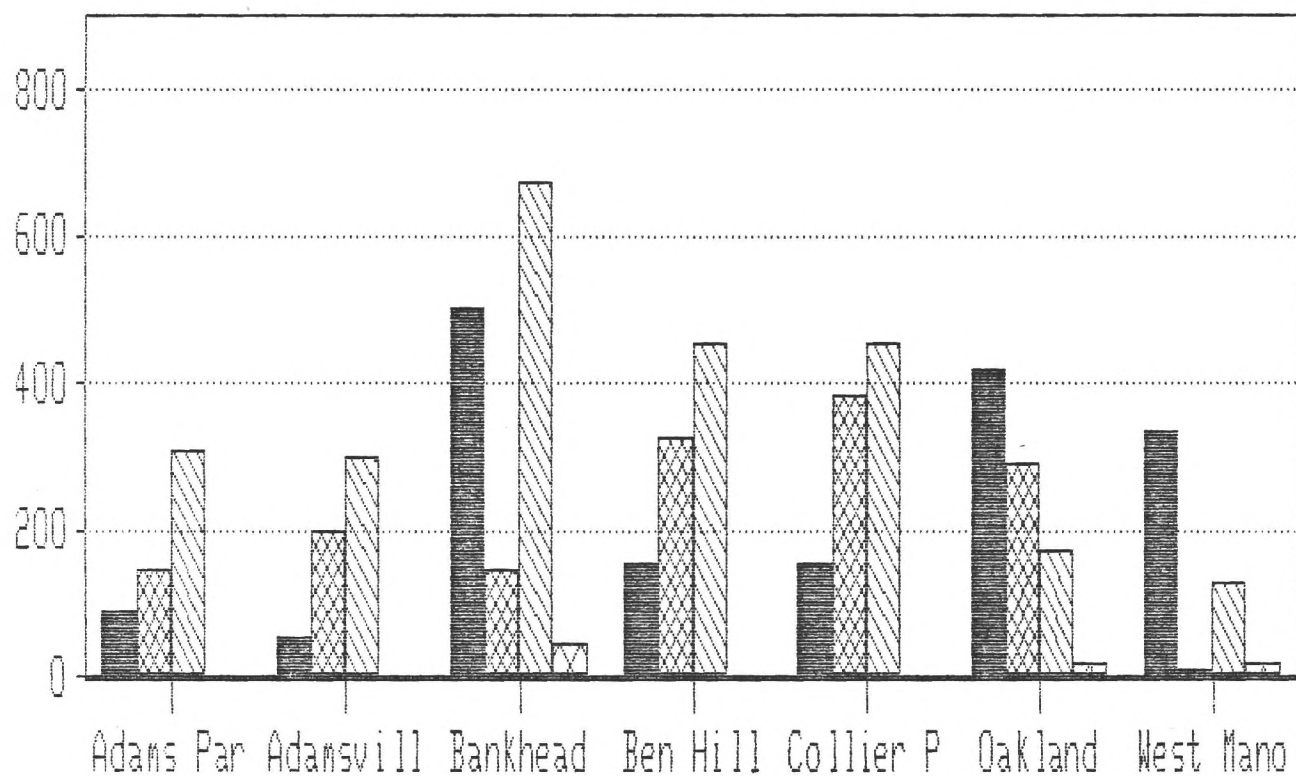
TeenW %Part

# District 1: Population Distribution--1980



CENTER

# District 1: Program Participation--Spring



CENTER

Childs part

Teens part

Adults part

Elderly part

RECREATION CENTER DATABASE

1

Center: Adams Park Phone: 753-6521

Recreation District: 1 City Council District: 11

Director: Anthony, Joseph

Operating Hours: Mon./Wed./Fri. 12:00pm-10:

Peak Hours: 4:00pm - 10:00p BIIPS Building Number: ADPK000013

NOTE: BLANKS INDICATE THAT DATA WAS NOT AVAILABLE TO THE CONSULTANT TEAM AT THE TIME OF ANALYSIS.

STAFF

---

Staff:  
Anthony, Joseph \ Ely, April \ Ware, Tonya \ Hill, Betty \ Shannon, Mar

Staff Specialties:  
Anthony=CD 1\*,Spor(Basktbl, Volleybl) \ Ely=CD 3\*,Spor(Basktbl),Sewin

Staff Certificates:  
Ely=B.S. Degree \ Anthony=B.S. Degree \ Hill=B.S. Degree \

DEMOGRAPHICS

---

Service Area Population (1980): 15387 Projected 1990: 15361  
Projected 2000: 15228

Population Disribution (1980)

Number of Children: 3743	Percentage Children: 24.32
Number of Teens: 1142	Percentage Teens: 7.42
Number of Adults: 8847	Percentage Adults: 57.5
Number of Elderly: 1655	Percentage Elderly (55+): 10.75

ACCESS

---

Is there direct access to MARTA without crossing a street? yes

Is there access to the building without stairs? yes

## COMPETING FACILITIES

-----

Competing facilities in the service area:

YMCA Cambellton Rd.

## PROGRAMS

-----

Program Participation, Hours, and Population Profile

Winter 1986

	Participation		Program Hours	Percent of Population
	Total	Percent	Percent	(1980)
Elderly	0	0	0	10.75
Adult	381	68.15	53.7	57.5
Teens	148	26.47	21.8	7.42
Children	29	5.18	24.4	24.32

Spring 1986

	Participation		Program Hours	Percent of Population
	Total	Percent	Percent	(1980)
Elderly	0	0	0	10.75
Adult	308	57.24	33.2	57.5
Teens	142	26.39	34.6	7.42
Children	87	16.17	32.2	24.32

## Participants per Program Hour

	Winter	Spring
Elderly	0	0
Adult	5.69	5.57
Teens	5.43	2.47
Children	0.95	0.61

## ADEQUACY OF PROGRAM HOUR OFFERINGS FOR AGE GROUPS

-----  
 Based on Ratio of Program Hours for Age Groups To Their Proportion  
 of the Service Area Population

## Winter

The elderly seem to lack winter program hours

Adults seem to be well served by winter program hours

Teens seem to be well served by winter program hours

Children seem to be well served by winter program hours

## Spring

The elderly seem to lack spring program hours

Adults seem to be well served by spring program hours

Teens seem to be well served by spring program hours

Children seem to be well served by spring program hours

## FACILITIES, STAFF AND PROGRAMS REQUESTED BY CENTER DIRECTOR, IF ANY

-----  
 Craft Tables; 100 Chairs; Pool Table; Exercise Equipment; Second Phone L

Recreation Leader 2

Ballet; Tap Dance; Gymnastics

RECREATION CENTER DATABASE

Center: Adamsville Phone: 691-7057

Recreation District: 1 City Council District: 10

Director: Davenport, Cedric

Operating Hours: Mon.- Wed. 10:00am- 9:00pm

Peak Hours: 2:30pm.- 9:00pm BIIPS Building Number: ADRE000001

NOTE: BLANKS INDICATE THAT DATA WAS NOT AVAILABLE TO THE CONSULTANT TEAM AT THE TIME OF ANALYSIS.

STAFF

-----

Staff:  
Wooten, Linda \ Davenport, Cedric \ Thornton,Billy \ Barnett,Larry  
\Coanes,Barbara \ Jones,Julius

Staff Specialties:  
Wooten=CD 3\* \ Davenport=CD 1\* \ Thornton=RL 2\* \ Barnett=RL 2\* \

Staff Certificates:  
Wooten=B.S. Degree P.E.

DEMOGRAPHICS

-----

Service Area Population (1980): 9278 Projected 1990: 8597

Projected 2000: 8528

Population Distribution (1980)

Number of Children: 2965 Percentage Children: 31.99

Number of Teens: 920 Percentage Teens: 9.92

Number of Adults: 4423 Percentage Adults: 47.7

Number of Elderly: 960 Percentage Elderly (55+): 10.35

ACCESS

-----

Is there direct access to MARTA without crossing a street? yes

Is there access to the building without stairs? yes



## COMPETING FACILITIES

-----

Competing facilities in the service area:

none

## PROGRAMS

-----

Program Participation, Hours, and Population Profile

Winter 1986

	Participation		Program Hours	Percent of Population
	Total	Percent	Percent	(1980)
Elderly	0	0	2.1	10.35
Adult	275	53.81	28	47.7
Teens	200	39.13	16	9.92
Children	35	6.84	53.9	31.99

Spring 1986

	Participation		Program Hours	Percent of Population
	Total	Percent	Percent	(1980)
Elderly	0	0	0	10.35
Adult	300	54.44	0	47.7
Teens	200	36.29	0	9.92
Children	50	9.07	0	31.99

## Participants per Program Hour

	Winter	Spring	
Elderly	0	15	
Adult	9.24	46	
Teens	11.76	97	
Children	0.61	49	•DATA SUPPLIED BY DIRECTORS OFFICE

## ADEQUACY OF PROGRAM HOUR OFFERINGS FOR AGE GROUPS

-----  
 Based on Ratio of Program Hours for Age Groups To Their Proportion  
 of the Service Area Population

## Winter

The elderly seem to lack winter program hours

Adults seem to be well served by winter program hours

Teens seem to be well served by winter program hours

Children seem to be well served by winter program hours

## Spring

DATA WAS NOT AVAILABLE TO THE CONSULTANT TEAM  
 AT TIME OF ANALYSIS.

"

"

## FACILITIES, STAFF AND PROGRAMS REQUESTED BY CENTER DIRECTOR, IF ANY

-----  
 Baseball and Football Field; Additional Room; Craft Tables; Chairs

Recreation Leader 1; Recreation Leader 2;

Morning Ceramics (Seniors)



## COMPETING FACILITIES

-----

Competing facilities in the service area:

none

## PROGRAMS

-----

Program Participation, Hours, and Population Profile

Winter 1986

	Participation		Program Hours	Percent of Population
	Total	Percent	Percent	(1980)
Elderly	46	3.34	4	2.62
Adult	720	52.28	43.4	30.25
Teens	200	14.52	4	20.39
Children	410	29.77	48.6	46.73

Spring 1986

	Participation		Program Hours	Percent of Population
	Total	Percent	Percent	(1980)
Elderly	40	2.95	14.5	2.62
Adult	670	49.51	41	30.25
Teens	145	10.71	6.6	20.39
Children	497	36.73	39.6	46.73

## Participants per Program Hour

	Winter	Spring
Elderly	11.5	2.76
Adult	16.94	14.33
Teens	50	19.33
Children	8.63	0.09

## ADEQUACY OF PROGRAM HOUR OFFERINGS FOR AGE GROUPS

-----  
 Based on Ratio of Program Hours for Age Groups To Their Proportion  
 of the Service Area Population

## Winter

Elderly seem to be adequately served by winter programs

Adults seem to be well served by winter program hours

Teens seem to lack winter program hours

Children seem to be well served by winter program hours

## Spring

The elderly seem to be well served by spring program hours

Adults seem to be well served by spring program hours

Teens seem to lack spring program hours

Children seem to be well served by spring program hours

## FACILITIES, STAFF AND PROGRAMS REQUESTED BY CENTER DIRECTOR, IF ANY

## Pool

2 Recreation Leaders

Youth T-Ball; Children's Football Program; Youth Basketball; Golden Age

Center: Ben Hill Phone: 344-1955  
Recreation District: 1 City Council District: 11  
Director: Walker, William  
Operating Hours: Mon. 1pm - 11pm Tue.- Thur  
Peak Hours: 1pm- 10:30pm BIIPS Building Number: BEHI000001

NOTE: BLANKS INDICATE THAT DATA WAS NOT AVAILABLE TO THE CONSULTANT TEAM AT THE TIME OF ANALYSIS.

#### STAFF

---

Staff:  
Walker, William CDIII; Wynn, Vivian CDI; Hill, Harold CDI; Johnson , Al

Staff Specialties:  
Ahtletics, Phys. Fitness, Karate, Heavy Handed Fitness, Arts & Crafts,

Staff Certificates:  
Walker= A.S. Phys. Ed./ Wynn= H.S. Diploma/ Hill A.S. Phys. Ed.  
Johnston= B.A. Sociology

#### DEMOGRAPHICS

---

Service Area Population (1980): 10309 Projected 1990: 12098

Projected 2000: 13977

#### Population Disribution (1980)

Number of Children: 3311	Percentage Children: 27.11
Number of Teens: 1142	Percentage Teens: 9.35
Number of Adults: 6597	Percentage Adults: 54.02
Number of Elderly: 1162	Percentage Elderly (55+): 9.51

#### ACCESS

---

Is there direct access to MARTA without crossing a street?

Is there access to the building without stairs?

## COMPETING FACILITIES

-----

Competing facilities in the service area:

## PROGRAMS

-----

Program Participation, Hours, and Population Profile

Winter 1986

	Participation		Program Hours	Percent of Population
	Total	Percent	Percent	(1980)
Elderly	0	0		9.51
Adult	400	49.93		54.02
Teens	300	37.45		9.35
Children	100	12.48		27.11

Spring 1986

	Participation		Program Hours	Percent of Population
	Total	Percent	Percent	(1980)
Elderly	0	0	0	9.51
Adult	450	48.59	0	54.02
Teens	325	35.09	0	9.35
Children	150	16.19	0	27.11

## Participants per Program Hour

	Winter	Spring
Elderly	14	35
Adult	100	60
Teens	100	65
Children	175	80

• DATA SUPPLIED BY DIRECTORS OFFICE

### ADEQUACY OF PROGRAM HOUR OFFERINGS FOR AGE GROUPS

---

Based on Ratio of Program Hours for Age Groups To Their Proportion  
of the Service Area Population

Winter

DATA WAS NOT AVAILABLE TO THE CONSULTANT TEAM

AT THE TIME OF ANALYSIS

"

"

Spring

The elderly seem to lack spring program hours

Adults seem to lack spring program hours

Teens seem to lack spring program hours

Children seem to lack spring program hours

FACILITIES, STAFF AND PROGRAMS REQUESTED BY CENTER DIRECTOR, IF ANY

---





## COMPETING FACILITIES

-----

Competing facilities in the service area:

## PROGRAMS

-----

Program Participation, Hours, and Population Profile

## Winter 1986

	Participation		Program Hours	Percent of Population (1980)
	Total	Percent	Percent	
Elderly	0	0	0	20.41
Adult	400	49.93	40.1	46.77
Teens	300	37.45	40.8	10.55
Children	100	12.48	19	22.27

## Spring 1986

	Participation		Program Hours	Percent of Population (1980)
	Total	Percent	Percent	
Elderly	0	0	0	20.41
Adult	450	46.1	22.6	46.77
Teens	375	38.42	68.1	10.55
Children	150	15.36	9.3	22.27

Participants per Program Hour

	Winter	Spring
Elderly	0	0
Adult	14.04	15.79
Teens	10.34	4.36
Children	7.41	0.08

ADEQUACY OF PROGRAM HOUR OFFERINGS FOR AGE GROUPS

-----  
Based on Ratio of Program Hours for Age Groups To Their Proportion  
of the Service Area Population

Winter

- The elderly seem to lack winter program hours
- Adults seem to be well served by winter program hours
- Teens seem to be well served by winter program hours
- Children seem to be well served by winter program hours

Spring

- The elderly seem to lack spring program hours
- Adults seem to lack spring program hours
- Teens seem to be well served by spring program hours
- Children seem to lack spring program hours

FACILITIES, STAFF AND PROGRAMS REQUESTED BY CENTER DIRECTOR, IF ANY

-----

Center: Oakland Phone: 753-0020  
 Recreation District: 1 City Council District: 11  
 Director: Crockett, Bettye  
 Operating Hours: Mon.- Thur. 11:00am-8:00pm  
 Peak Hours: 3:00pm - 6:00pm BIIPS Building Number: OACL000001

NOTE: BLANKS INDICATE THAT DATA WAS NOT AVAILABLE TO THE CONSULTANT TEAM AT THE TIME OF ANALYSIS.

## STAFF

-----  
Staff:

Crockett, Bettye \ Prather, Wallace \ Goolsby, Richard

## Staff Specialties:

Crockett=CD 2,Ceramics\*,Phys.Fit,Athlet\* \ Prather=RL 1,Spor(Karate),Ph

## Staff Certificates:

Crockett=A.B. English \ Prather=A.B. Phys. Ed.

## DEMOGRAPHICS

-----  
 Service Area Population (1980): 4564 Projected 1990: 4378

Projected 2000: 4312

## Population Distribution (1980)

Number of Children: 1565	Percentage Children: 26.5
Number of Teens: 670	Percentage Teens: 11.34
Number of Adults: 2938	Percentage Adults: 49.74
Number of Elderly: 733	Percentage Elderly (55+): 12.41

## ACCESS

-----  
 Is there direct access to MARTA without crossing a street? yes

Is there access to the building without stairs? yes

## COMPETING FACILITIES

-----

Competing facilities in the service area:

YMCA (4yrs-12yrs) ; Cathedral of Faith Church (6yrs & up)

## PROGRAMS

-----

Program Participation, Hours, and Population Profile

Winter 1986

	Participation		Program Hours	Percent of Population (1980)
	Total	Percent	Percent	
Elderly	0	0	0	12.41
Adult	289	36.17	59.8	49.74
Teens	293	36.67	20.7	11.34
Children	216	27.03	19.5	26.5

Spring 1986

	Participation		Program Hours	Percent of Population (1980)
	Total	Percent	Percent	
Elderly	10	1.13	15	12.41
Adult	172	19.47	25.3	49.74
Teens	284	32.16	37.4	11.34
Children	416	47.11	21.6	26.5

Participants per Program Hour

	Winter	Spring
Elderly	0	0.67
Adult	5.9	7.17
Teens	17.24	8
Children	13.5	0.05

ADEQUACY OF PROGRAM HOUR OFFERINGS FOR AGE GROUPS

-----  
Based on Ratio of Program Hours for Age Groups To Their Proportion  
of the Service Area Population

Winter

- The elderly seem to lack winter program hours
- Adults seem to be well served by winter program hours
- Teens seem to be well served by winter program hours
- Children seem to lack winter program hours

Spring

- The elderly seem to be well served by spring program hours
- Adults seem to be well served by spring program hours
- Teens seem to be well served by spring program hours
- Children seem to be well served by spring program hours

FACILITIES, STAFF AND PROGRAMS REQUESTED BY CENTER DIRECTOR, IF ANY  
-----

RECREATION CENTER DATABASE

19

Center: Perkerson Park

Phone:

Recreation District: 1

City Council District: 12

Director: Sheppard, Jeanette

Operating Hours: MWF 1pm - 8pm TTH 10am - 8

Peak Hours: 3:00pm.- 6:00pm

BIIPS Building Number: PERK000001

NOTE: BLANKS INDICATE THAT DATA WAS NOT AVAILABLE TO THE CONSULTANT TEAM AT THE TIME OF ANALYSIS.

STAFF

Staff: Sheppard, Jeanette CDII; Kermit, Clark RLII; Miltmore, Lionell RLI

Staff Specialties: Aerobics, Ceramics, Arts & Crafts, Athletics, Phys. Fitness

Staff Certificates: Sheppard= A.S. Rec.; Clark= 7 mon.Rec.; Moltimore= 3 yrs of College

DEMOGRAPHICS

Service Area Population (1980):	Projected 1990:
	Projected 2000:
Population Disribution (1980)	
Number of Children: 1155	Percentage Children: 21.6
Number of Teens: 438	Percentage Teens: 8.2
Number of Adults: 2231	Percentage Adults: 41.86
Number of Elderly: 1515	Percentage Elderly (55+): 28.37

ACCESS

Is there direct access to MARTA without crossing a street? no  
Is there access to the building without stairs? no

## COMPETING FACILITIES

Competing facilities in the service area:

none

## PROGRAMS

## Program Participation, Hours, and Population Profile

Winter 1986

	Participation		Program Hours	Percent of Population (1980)
	Total	Percent	Percent	
Elderly		0		28.37
Adult		0		41.86
Teens		0		8.2
Children		0		21.6

Spring 1986

	Participation		Program Hours	Percent of Population (1980)
	Total	Percent	Percent	
Elderly		0	0	28.37
Adult		0	0	41.86
Teens		0	0	8.2
Children		0	0	21.6



## Participants per Program Hour

	Winter	Spring	
Elderly	4	8	
Adult	6	12	
Teens	19	17	
Children	22	13	• DATA SUPPLIED BY DIRECTORS OFFICE

## ADEQUACY OF PROGRAM HOUR OFFERINGS FOR AGE GROUPS

-----  
 Based on Ratio of Program Hours for Age Groups To Their Proportion  
 of the Service Area Population

## Winter

The elderly seem to lack winter program hours

Adults seem to lack winter program hours

Teens seem to lack winter program hours

Children seem to lack winter program hours

## Spring

The elderly seem to lack spring program hours

Adults seem to lack spring program hours

Teens seem to lack spring program hours

Children seem to lack spring program hours

## FACILITIES, STAFF AND PROGRAMS REQUESTED BY CENTER DIRECTOR, IF ANY

-----  
 UNIFORMS (TEAM SPORTS); ARTS/CRAFTS SUPPLIES (CERAMICS ECT.); Tables and

Recreation Leader II

After school class; Ceramics class



## COMPETING FACILITIES

Competing facilities in the service area:

none

## PROGRAMS

## Program Participation, Hours, and Population Profile

Winter 1986

	Participation		Program Hours	Percent of Population (1980)
	Total	Percent	Percent	
Elderly	45	10.97	11.5	16.82
Adult	128	31.21	22.9	52.11
Teens	34	8.29	3.3	10.08
Children	202	49.26	62.3	20.98

Spring 1986

	Participation		Program Hours	Percent of Population (1980)
	Total	Percent	Percent	
Elderly	12	2.52	8.5	16.82
Adult	121	25.42	19.3	52.11
Teens	7	1.47	3.5	10.08
Children	335	70.37	62.3	20.98

## Participants per Program Hour

	Winter	Spring
Elderly	6.43	1.41
Adult	9.14	11
Teens	17	3.5
Children	5.32	0.11

## ADEQUACY OF PROGRAM HOUR OFFERINGS FOR AGE GROUPS

-----  
 Based on Ratio of Program Hours for Age Groups To Their Proportion  
 of the Service Area Population

## Winter

Elderly seem to be adequately served by winter programs

Adults seem to lack winter program hours

Teens seem to lack winter program hours

Children seem to be well served by winter program hours

## Spring

The elderly seem to be well served by spring program hours

Adults seem to lack spring program hours

Teens seem to lack spring program hours

Children seem to be well served by spring program hours

## FACILITIES, STAFF AND PROGRAMS REQUESTED BY CENTER DIRECTOR, IF ANY

-----  
 2 Additional Tennis Courts; Room Divider in Gameroom

Part-time Staff

Athletics; Cultural Arts



## COMPETING FACILITIES

-----

Competing facilities in the service area:

Boys Club, YMCA, Church programs (Affected are: ages 15-19, Baseball, Ba

## PROGRAMS

-----

Program Participation, Hours, and Population Profile

Winter 1986

	Participation		Program Hours	Percent of Population
	Total	Percent	Percent	(1980)
Elderly	0	0	20	
Adult	45	13.88	26.2	
Teens	144	44.44	23	
Children	134	41.35	30.8	

Spring 1986

	Participation		Program Hours	Percent of Population
	Total	Percent	Percent	(1980)
Elderly	0	0	0	
Adult	50	14.88	5.4	
Teens	145	43.15	29.7	
Children	140	41.66	64.9	

## Participants per Program Hour

	Winter	Spring
Elderly	0	0
Adult	2.65	66.67
Teens	9.6	26.36
Children	6.7	0.09

## ADEQUACY OF PROGRAM HOUR OFFERINGS FOR AGE GROUPS

-----  
 Based on Ratio of Program Hours for Age Groups To Their Proportion  
 of the Service Area Population

## Winter

Data was not available to the consultant team  
 at the time of analysis

"

"

## Spring

Data was not available to the consultant team  
 at the time of analysis

"

"

## FACILITIES, STAFF AND PROGRAMS REQUESTED BY CENTER DIRECTOR, IF ANY

-----  
 Pool Table

Recreation Leader 2; Recreation Leader 1

Arts&Crafts; Ceramics; Billiards; Literacy Action

Center: Carver Homes                      Phone: 622-1399  
Recreation District: 2                      City Council District: 1  
Director: Landy, Jaudon  
Operating Hours: Mon.- Fri. 10:00am - 8:00p  
Peak Hours: 3:00pm - 6:00pm              BIIPS Building Number:

NOTE: BLANKS INDICATE THAT DATA WAS NOT AVAILABLE TO THE CONSULTANT TEAM AT THE TIME OF ANALYSIS.

#### STAFF

---

Staff:  
Landy, Jaudon \ Woodruff, Alicia \ Bohles, Percy \ Young, Barron

Staff Specialties:  
Clark=CD 1,Art&Cra,Phys.Fit. \ Landy=CD 3,Spor(Basebl,WtLift),Recreat\*

Staff Certificates:

#### DEMOGRAPHICS

---

Service Area Population (1980): 3481              Projected 1990: 3051

Projected 2000: 3014

Population Disribution (1980)

Number of Children: 1402	Percentage Children: 40.27
Number of Teens: 496	Percentage Teens: 14.3
Number of Adults: 1273	Percentage Adults: 36.57
Number of Elderly: 310	Percentage Elderly (55+): 8.9

#### ACCESS

---

Is there direct access to MARTA without crossing a street? yes

Is there access to the building without stairs? yes



## COMPETING FACILITIES

-----

Competing facilities in the service area:

none

## PROGRAMS

-----

Program Participation, Hours, and Population Profile

Winter 1986

	Participation		Program Hours	Percent of Population
	Total	Percent	Percent	(1980)
Elderly	0	0	0	8.9
Adult	518	48.82	51.4	36.57
Teens	337	31.76	32.5	14.3
Children	205	19.32	16	40.27

Spring 1986

	Participation		Program Hours	Percent of Population
	Total	Percent	Percent	(1980)
Elderly	0	0	0	8.9
Adult	391	35.7	43.8	36.57
Teens	603	55.06	4.9	14.3
Children	100	9.13	51.3	40.27

## Participants per Program Hour

	Winter	Spring
Elderly	0	0
Adult	8.29	10.36
Teens	8.53	150.75
Children	10.51	0.44

## ADEQUACY OF PROGRAM HOUR OFFERINGS FOR AGE GROUPS

-----  
 Based on Ratio of Program Hours for Age Groups To Their Proportion  
 of the Service Area Population

## Winter

The elderly seem to lack winter program hours

Adults seem to be well served by winter program hours

Teens seem to be well served by winter program hours

Children seem to lack winter program hours

## Spring

The elderly seem to lack spring program hours

Adults seem to be well served by spring program hours

Teens seem to lack spring program hours

Children seem to be well served by spring program hours

## FACILITIES, STAFF AND PROGRAMS REQUESTED BY CENTER DIRECTOR, IF ANY

-----  
 Dance & Drama Area; Gymnastic Equipment; Pool

Dance & Drama; Gymnastics

Senior Citizens Group; Dance & Drama Class; Gymnastics Club; Bodybuilding



## COMPETING FACILITIES

-----

Competing facilities in the service area:

## PROGRAMS

-----

Program Participation, Hours, and Population Profile

## Winter 1986

	Participation		Program Hours	Percent of Population (1980)
	Total	Percent	Percent	
Elderly	15	1.43		19.73
Adult	500	47.8		40.24
Teens	330	31.54		9.5
Children	200	19.12		30.52

## Spring 1986

	Participation		Program Hours	Percent of Population (1980)
	Total	Percent	Percent	
Elderly	15	1.34	0	19.73
Adult	400	35.84	0	40.24
Teens	600	53.76	0	9.5
Children	100	8.96	0	30.52

## Participants per Program Hour

	Winter	Spring
Elderly	8	9
Adult	28	27
Teens	35	35
Children	26	26

• DATA SUPPLIED BY DIRECTORS OFFICE

## ADEQUACY OF PROGRAM HOUR OFFERINGS FOR AGE GROUPS

-----  
Based on Ratio of Program Hours for Age Groups To Their Proportion  
of the Service Area Population

## Winter

DATA WAS NOT AVAILABLE TO THE CONSULTANT TEAM

AT THE TIME OF ANALYSIS

"

"

## Spring

The elderly seem to lack spring program hours

Adults seem to lack spring program hours

Teens seem to lack spring program hours

Children seem to lack spring program hours

## FACILITIES, STAFF AND PROGRAMS REQUESTED BY CENTER DIRECTOR, IF ANY

-----  
Complete Renovation

Ceramics; Sewing Class

Center: Dunbar Phone: 525-7161  
Recreation District: 2 City Council District: 4  
Director: Barber, Linwood  
Operating Hours: Mon.- Thur. 11:00am-9:00pm  
Peak Hours: 2:30pm - 7:30pm BIIPS Building Number: PHEONIX

NOTE: BLANKS INDICATE THAT DATA WAS NOT AVAILABLE TO THE CONSULTANT TEAM AT THE TIME OF ANALYSIS.

#### STAFF

---

Staff:  
Barber, Linwood \ Jones, Mary E. \ Barber, Percy

Staff Specialties:  
Barber=CD 1, Spor\*(Basketball, Chess), Athlet\* \ Jones=CD 2, Arts&Cra\*, Dram\*

Staff Certificates:  
Barber= 3 yrs of College; Jones= 2 yrs of College; Bryant= 1 yrs of Col

#### DEMOGRAPHICS

---

Service Area Population (1980): 4952 Projected 1990: 4625

Projected 2000: 4662

#### Population Distribution (1980)

Number of Children: 1387	Percentage Children: 28
Number of Teens: 542	Percentage Teens: 10.95
Number of Adults: 1967	Percentage Adults: 39.72
Number of Elderly: 1056	Percentage Elderly (55+): 21.32

#### ACCESS

---

Is there direct access to MARTA without crossing a street? no

Is there access to the building without stairs? no

## COMPETING FACILITIES

-----

Competing facilities in the service area:

YMCA (ages 5-15)

## PROGRAMS

-----

Program Participation, Hours, and Population Profile

Winter 1986

	Participation		Program Hours	Percent of Population (1980)
	Total	Percent	Percent	
Elderly	40	12.04	21.2	21.32
Adult	130	39.15	26	39.72
Teens	146	43.97	31.5	10.95
Children	15	4.51	34.4	28

Spring 1986

	Participation		Program Hours	Percent of Population (1980)
	Total	Percent	Percent	
Elderly	40	12.04	0	21.32
Adult	130	39.15	0	39.72
Teens	146	43.97	0	10.95
Children	15	4.51	0	28

## Participants per Program Hour

	Winter	Spring
Elderly	2.16	0
Adult	5.71	0
Teens	9.12	0
Children	0.5	0

## ADEQUACY OF PROGRAM HOUR OFFERINGS FOR AGE GROUPS

-----  
 Based on Ratio of Program Hours for Age Groups To Their Proportion  
 of the Service Area Population

## Winter

Elderly seem to be adequately served by winter programs

Adults seem to be well served by winter program hours

Teens seem to be well served by winter program hours

Children seem to be well served by winter program hours

## Spring

The elderly seem to lack spring program hours

Adults seem to lack spring program hours

Teens seem to lack spring program hours

Children seem to lack spring program hours

## FACILITIES, STAFF AND PROGRAMS REQUESTED BY CENTER DIRECTOR, IF ANY

-----  
 Recreation Leader 2



Center: Joyland                      Phone: 627-8956  
Recreation District: 2              City Council District: 1  
Director: Jackson, Wanda  
Operating Hours: Mon.- Thur. 12:00am - 8:45  
Peak Hours: 2:45pm-7:15pm              BIIPS Building Number: JOYL000001

NOTE: BLANKS INDICATE THAT DATA WAS NOT AVAILABLE TO THE CONSULTANT TEAM AT THE TIME OF ANALYSIS.

#### STAFF

---

Staff:  
Jackson, Wanda; Ware, Tonya

Staff Specialties:  
Jackson = Coordinator, Coach ; Ware =

Staff Certificates:  
Jackson; 3 yrs of college - Phys. Ed. / Ware; H.S. Diploma

#### DEMOGRAPHICS

---

Service Area Population (1980): 2231              Projected 1990: 1981

Projecting 2000: 1930

#### Population Distribution (1980)

Number of Children: 607	Percentage Children: 27.21
Number of Teens: 205	Percentage Teens: 9.18
Number of Adults: 1050	Percentage Adults: 47.06
Number of Elderly: 369	Percentage Elderly (55+): 16.54

#### ACCESS

---

Is there direct access to MARTA without crossing a street? yes

Is there access to the building without stairs? yes

## COMPETING FACILITIES

-----

Competing facilities in the service area:

none

## PROGRAMS

-----

Program Participation, Hours, and Population Profile

Winter 1986

	Participation		Program Hours	Percent of Population
	Total	Percent	Percent	(1980)
Elderly	43	14.67	0	16.54
Adult	18	6.14	20.6	47.06
Teens	129	44.02	0	9.18
Children	102	34.81	79.4	27.21

Spring 1986

	Participation		Program Hours	Percent of Population
	Total	Percent	Percent	(1980)
Elderly	27	8.76	0	16.54
Adult	26	8.44	15.4	47.06
Teens	130	42.2	0	9.18
Children	124	40.25	84.6	27.21

## Participants per Program Hour

	Winter	Spring
Elderly	0	0
Adult	1.8	5.2
Teens	0	0
Children	2.65	0.22

## ADEQUACY OF PROGRAM HOUR OFFERINGS FOR AGE GROUPS

-----  
 Based on Ratio of Program Hours for Age Groups To Their Proportion  
 of the Service Area Population

## Winter

The elderly seem to lack winter program hours

Adults seem to lack winter program hours

Teens seem to lack winter program hours

Children seem to be well served by winter program hours

## Spring

The elderly seem to lack spring program hours

Adults seem to lack spring program hours

Teens seem to lack spring program hours

Children seem to be well served by spring program hours

## FACILITIES, STAFF AND PROGRAMS REQUESTED BY CENTER DIRECTOR, IF ANY

-----  
 Tables; Chairs; Trophy Case; Ceiling; Dug-outs

Ceramic; Aerobic; Arts & Crafts; Cooking

RECREATION CENTER DATABASE

40

Center: Kimpson Phone: 525-0249

Recreation District: 2 City Council District: 1

Director: Ellison, Tony

Operating Hours: Mon.- Thur. 12:00pm-8:00pm

Peak Hours: 3:00pm - 7:00pm BIIPS Building Number: KIMP000001

NOTE: BLANKS INDICATE THAT DATA WAS NOT AVAILABLE TO THE CONSULTANT TEAM AT THE TIME OF ANALYSIS.

STAFF

---

Staff:  
Ellison, Tony

Staff Specialties:  
Ellison=CD 1\*,Sen.Cit.,Art&Cra,Spor(TablTenn,Chess)

Staff Certificates:  
Ellison; 18 Months of college Atl J.C.

DEMOGRAPHICS

---

Service Area Population (1980): 1158 Projected 1990: 1023

Projected 2000: 1002

Population Disribution (1980)

Number of Children: 224 Percentage Children: 19.93

Number of Teens: 90 Percentage Teens: 8

Number of Adults: 408 Percentage Adults: 36.3

Number of Elderly: 402 Percentage Elderly (55+): 35.76

ACCESS

---

Is there direct access to MARTA without crossing a street? no

Is there access to the building without stairs? yes

## COMPETING FACILITIES

-----

Competing facilities in the service area:

Carver Homes Center (ages 10 & under), YMCA (football), Southbend (12 & under)

## PROGRAMS

-----

Program Participation, Hours, and Population Profile

Winter 1986

	Participation		Program Hours	Percent of Population
	Total	Percent	Percent	(1980)
Elderly	43	14.67	15.8	35.76
Adult	18	6.14	10.8	36.3
Teens	129	44.02	41.4	8
Children	102	34.81	32	19.93

Spring 1986

	Participation		Program Hours	Percent of Population
	Total	Percent	Percent	(1980)
Elderly	27	8.76	4	35.76
Adult	26	8.44	10.3	36.3
Teens	130	42.2	46.6	8
Children	124	40.25	36.3	19.93

## Participants per Program Hour

	Winter	Spring
Elderly	4.91	6.73
Adult	3	4.33
Teens	5.67	4.77
Children	5.83	0.17

## ADEQUACY OF PROGRAM HOUR OFFERINGS FOR AGE GROUPS

-----  
 Based on Ratio of Program Hours for Age Groups To Their Proportion  
 of the Service Area Population

## Winter

Elderly seem to be adequately served by winter programs

Adults seem to lack winter program hours

Teens seem to be well served by winter program hours

Children seem to be well served by winter program hours

## Spring

The elderly seem to lack spring program hours

Adults seem to lack spring program hours

Teens seem to be well served by spring program hours

Children seem to be well served by spring program hours

## FACILITIES, STAFF AND PROGRAMS REQUESTED BY CENTER DIRECTOR, IF ANY

-----  
 Larger Area; Sidewalk area around building to stop erosion; Air Conditio

Part-time overseer of Programs

Football; Baseball



## COMPETING FACILITIES

-----

Competing facilities in the service area:

none

## PROGRAMS

-----

Program Participation, Hours, and Population Profile

Winter 1986

	Participation		Program Hours	Percent of Population (1980)
	Total	Percent	Percent	
Elderly	30	2.51	6	30.06
Adult	400	33.55	36.5	39.1
Teens	145	12.16	5.3	8.85
Children	616	51.67	52.1	21.97

Spring 1986

	Participation		Program Hours	Percent of Population (1980)
	Total	Percent	Percent	
Elderly	30	2.07	10.5	30.06
Adult	456	31.53	31.2	39.1
Teens	102	7.05	7	8.85
Children	857	59.26	55	21.97



## Participants per Program Hour

	Winter	Spring
Elderly	4.44	2.85
Adult	9.76	9.4
Teens	24.17	9.27
Children	10.53	0.1

## ADEQUACY OF PROGRAM HOUR OFFERINGS FOR AGE GROUPS

-----  
 Based on Ratio of Program Hours for Age Groups To Their Proportion  
 of the Service Area Population

## Winter

The elderly seem to lack winter program hours

Adults seem to be well served by winter program hours

Teens seem to lack winter program hours

Children seem to be well served by winter program hours

## Spring

The elderly seem to lack spring program hours

Adults seem to be well served by spring program hours

Teens seem to lack spring program hours

Children seem to be well served by spring program hours

## FACILITIES, STAFF AND PROGRAMS REQUESTED BY CENTER DIRECTOR, IF ANY

-----  
 Playground Equipment; Gymnastic Equipment

Recreation Leader (Dance & Exercise); Rec. Leader (Gymnastics); Rec. Lea

Dance Classes; Gymnastic Classes; Exercise Classes; Handicapped Program

RECREATION CENTER DATABASE

46

Center: South Bend Phone: 622-4115

Recreation District: 2 City Council District: 12

Director: Dorsey, Mary

Operating Hours: Mon.- Fri. 1:00pm-10:00pm

Peak Hours: 3:00pm - 7:00pm BIIPS Building Number: SOBE000002

NOTE: BLANKS INDICATE THAT DATA WAS NOT AVAILABLE TO THE CONSULTANT TEAM AT THE TIME OF ANALYSIS.

STAFF

Staff:
Brown, Gerald CDI \ Dorsey, Mary CDIII \ Rucker, Willie RLI \ Harris, A

Staff Specialties:
Brown=Coach\*,Spor(Baskbll,Basbll,Softbll,Volleybll) \ Dorsey=Art&Cra\* \

Staff Certificates:
Dorsey= 4 yrs of College/ Brown= 2yrs of college/ Rucker= B.S. Phys. Ed
Harris= B.S. Perf. Arts

DEMOGRAPHICS

Service Area Population (1980): 2840 Projected 1990: 2655
Projected 2000: 2637

Population Disribution (1980)

Number of Children: 790 Percentage Children: 27.81
Number of Teens: 261 Percentage Teens: 9.19
Number of Adults: 1267 Percentage Adults: 44.61
Number of Elderly: 522 Percentage Elderly (55+): 18.38

ACCESS

Is there direct access to MARTA without crossing a street? no
Is there access to the building without stairs? yes

## COMPETING FACILITIES

-----

Competing facilities in the service area:

Boys Club

## PROGRAMS

-----

Program Participation, Hours, and Population Profile

Winter 1986

	Participation		Program Hours	Percent of Population
	Total	Percent	Percent	(1980)
Elderly	7	1.3	2.8	18.38
Adult	309	57.43	42.2	44.61
Teens	52	9.66	7.6	9.19
Children	169	31.41	47.4	27.81

Spring 1986

	Participation		Program Hours	Percent of Population
	Total	Percent	Percent	(1980)
Elderly	5	0.75	1	18.38
Adult	383	58.2	47.8	44.61
Teens	94	14.28	2.7	9.19
Children	175	26.59	43	27.81

## Participants per Program Hour

	Winter	Spring
Elderly	3.5	4.95
Adult	10.13	11.69
Teens	9.45	5.15
Children	4.93	0.17

## ADEQUACY OF PROGRAM HOUR OFFERINGS FOR AGE GROUPS

-----  
 Based on Ratio of Program Hours for Age Groups To Their Proportion  
 of the Service Area Population

## Winter

The elderly seem to lack winter program hours

Adults seem to be well served by winter program hours

Teens seem to be well served by winter program hours

Children seem to be well served by winter program hours

## Spring

The elderly seem to lack spring program hours

Adults seem to be well served by spring program hours

Teens seem to lack spring program hours

Children seem to be well served by spring program hours

## FACILITIES, STAFF AND PROGRAMS REQUESTED BY CENTER DIRECTOR, IF ANY

-----  
 Shower Room

Recreation Leader 1

Senior Handicapped

Center: Thomasville Phone: 627-3413

Recreation District: 2 City Council District: 12

Director: Allen, Maxine

Operating Hours: Mon.- Thur. 10am - 9pm Fri

Peak Hours: 3pm- 7pm M-F BIIPS Building Number: THOM000001

NOTE: BLANKS INDICATE THAT DATA WAS NOT AVAILABLE TO THE CONSULTANT TEAM AT THE TIME OF ANALYSIS.

#### STAFF

---

Staff:  
Allen, Maxine CDIII/ Stalls, Joseph CDI/ Pittman, Olga RLI/ Lesayth, Sa

Staff Specialties:  
Athletics, Arts & Crafts, Cremacis, Art, Tutorial

Staff Certificates:  
Allen= B.S.Phys. Ed. /Stalls= 2 yrs of College/ Pittman B.S. Sociology/

#### DEMOGRAPHICS

---

Service Area Population (1980): 4936 Projected 1990: 5394  
Projected 2000: 5783

#### Population Distribution (1980)

Number of Children: 1857	Percentage Children: 40.84
Number of Teens: 720	Percentage Teens: 15.83
Number of Adults: 1927	Percentage Adults: 42.38
Number of Elderly: 432	Percentage Elderly (55+): 9.5

#### ACCESS

---

Is there direct access to MARTA without crossing a street?

Is there access to the building without stairs?

## COMPETING FACILITIES

-----

Competing facilities in the service area:

## PROGRAMS

-----

Program Participation, Hours, and Population Profile

Winter 1986

	Participation		Program Hours	Percent of Population
	Total	Percent	Percent	(1980)
Elderly	45	3.18	13.9	9.5
Adult	365	25.79	33	42.38
Teens	210	14.84	18.6	15.83
Children	794	56.11	34.6	40.84

Spring 1986

	Participation		Program Hours	Percent of Population
	Total	Percent	Percent	(1980)
Elderly	30	4.57	16	9.5
Adult	150	22.86	27	42.38
Teens	43	6.55	7.5	15.83
Children	432	65.85	48.1	40.84

## Participants per Program Hour

	Winter	Spring
Elderly	1.8	1.87
Adult	6.13	6
Teens	6.27	6.14
Children	12.7	0.1

## ADEQUACY OF PROGRAM HOUR OFFERINGS FOR AGE GROUPS

-----  
 Based on Ratio of Program Hours for Age Groups To Their Proportion  
 of the Service Area Population

## Winter

Elderly seem to be adequately served by winter programs

Adults seem to be well served by winter program hours

Teens seem to be well served by winter program hours

Children seem to be well served by winter program hours

## Spring

The elderly seem to be well served by spring program hours

Adults seem to be well served by spring program hours

Teens seem to lack spring program hours

Children seem to be well served by spring program hours

## FACILITIES, STAFF AND PROGRAMS REQUESTED BY CENTER DIRECTOR, IF ANY

-----





## COMPETING FACILITIES

-----

Competing facilities in the service area:

YMCA (ages 5-13, after school)

## PROGRAMS

-----

Program Participation, Hours, and Population Profile

Winter 1986

	Participation		Program Hours	Percent of Population (1980)
	Total	Percent	Percent	
Elderly	0	0	0	15.37
Adult	195	55.87	46.3	68.44
Teens	77	22.06	27	3.9
Children	76	21.77	27	12.27

Spring 1986

	Participation		Program Hours	Percent of Population (1980)
	Total	Percent	Percent	
Elderly	0	0	0	15.37
Adult	201	57.26	51.7	68.44
Teens	87	24.78	25.6	3.9
Children	62	17.66	22.7	12.27

## Participants per Program Hour

	Winter	Spring
Elderly	0	0
Adult	4.87	4.52
Teens	3.28	3.95
Children	3.23	0.31

## ADEQUACY OF PROGRAM HOUR OFFERINGS FOR AGE GROUPS

-----  
 Based on Ratio of Program Hours for Age Groups To Their Proportion  
 of the Service Area Population

## Winter

The elderly seem to lack winter program hours

Adults seem to be well served by winter program hours

Teens seem to be well served by winter program hours

Children seem to be well served by winter program hours

## Spring

The elderly seem to lack spring program hours

Adults seem to be well served by spring program hours

Teens seem to be well served by spring program hours

Children seem to be well served by spring program hours

## FACILITIES, STAFF AND PROGRAMS REQUESTED BY CENTER DIRECTOR, IF ANY

-----  
 Pre-school

Center: Bessie Branham Phone: 378-2743

Recreation District: 3 City Council District: 5

Director: Boney, Johnnie M.

Operating Hours: Mon.- Thur. 11 am - 8 pm F

Peak Hours: 3 pm - 6 pm M-F BIIPS Building Number: BEBR000001

NOTE: BLANKS INDICATE THAT DATA WAS NOT AVAILABLE TO THE CONSULTANT TEAM AT THE TIME OF ANALYSIS.

STAFF

Staff:
Boney, Johnnie M.; CDII / Goss, Calvin; RLI

Staff Specialties:
Boney; 2 yrs of College / Goss; M.A. Phys. Ed.

Staff Certificates:

DEMOGRAPHICS

Service Area Population (1980): 6831 Projected 1990: 6306
Projected 2000: 6300

Population Distribution (1980)

Number of Children: 1614 Percentage Children: 23.62
Number of Teens: 834 Percentage Teens: 12.2
Number of Adults: 3156 Percentage Adults: 46.2
Number of Elderly: 1227 Percentage Elderly (55+): 17.96

ACCESS

Is there direct access to MARTA without crossing a street?
Is there access to the building without stairs?

## COMPETING FACILITIES

-----

Competing facilities in the service area:

## PROGRAMS

-----

Program Participation, Hours, and Population Profile

## Winter 1986

	Participation		Program Hours	Percent of Population (1980)
	Total	Percent	Percent	
Elderly		0		17.96
Adult		0		46.2
Teens		0		12.2
Children		0		23.62

## Spring 1986

	Participation		Program Hours	Percent of Population (1980)
	Total	Percent	Percent	
Elderly		0	0	17.96
Adult		0	0	46.2
Teens		0	0	12.2
Children		0	0	23.62

## Participants per Program Hour

	Winter	Spring
Elderly	15	15
Adult	12	12
Teens	45	45
Children	15	15

• DATA SUPPLIED BY DIRECTORS OFFICE

## ADEQUACY OF PROGRAM HOUR OFFERINGS FOR AGE GROUPS

-----  
Based on Ratio of Program Hours for Age Groups To Their Proportion  
of the Service Area Population

## Winter

DATA WAS NOT AVAILABLE TO THE CONSULTANT TEAM

AT THE TIME OF ANALYSIS

"

"

## Spring

The elderly seem to lack spring program hours

Adults seem to lack spring program hours

Teens seem to lack spring program hours

Children seem to lack spring program hours

-----  
FACILITIES, STAFF AND PROGRAMS REQUESTED BY CENTER DIRECTOR, IF ANY

Center: Brownwood                      Phone: 627-5462  
Recreation District: 3                  City Council District: 5  
Director: Martin, Dexter  
Operating Hours: Mon. - Thur. 11 am - 8:30  
Peak Hours: 3 pm - 6 pm M-F              BIIPS Building Number: BRW000001

NOTE: BLANKS INDICATE THAT DATA WAS NOT AVAILABLE TO THE CONSULTANT TEAM AT THE TIME OF ANALYSIS.

#### STAFF

---

Staff:

Martin, Dexter; CDII/ Hartley RLI/ Glass, Alice; RLI

Staff Specialties:

Martin= H.S. Diploma; Hartley= 4 yrs of College Phys. Ed./ Glass= H.S.

Staff Certificates:

#### DEMOGRAPHICS

---

Service Area Population (1980): 6996              Projected 1990: 6146

Projected 2000: 5738

Population Distribution (1980)

Number of Children: 748	Percentage Children: 21.46
Number of Teens: 349	Percentage Teens: 10.02
Number of Adults: 1480	Percentage Adults: 42.47
Number of Elderly: 907	Percentage Elderly (55+): 26.03

#### ACCESS

---

Is there direct access to MARTA without crossing a street?

Is there access to the building without stairs?

## COMPETING FACILITIES

-----

Competing facilities in the service area:

## PROGRAMS

-----

Program Participation, Hours, and Population Profile

## Winter 1986

	Participation		Program Hours	Percent of Population (1980)
	Total	Percent	Percent	
Elderly		0		26.03
Adult		0		42.47
Teens		0		10.02
Children		0		21.46

## Spring 1986

	Participation		Program Hours	Percent of Population (1980)
	Total	Percent	Percent	
Elderly		0	0	26.03
Adult		0	0	42.47
Teens		0	0	10.02
Children		0	0	21.46

## Participants per Program Hour

	Winter	Spring
Elderly	10	10
Adult	15	15
Teens	25	25
Children	20	20

• DATA SUPPLIED BY DIRECTORS OFFICE

## ADEQUACY OF PROGRAM HOUR OFFERINGS FOR AGE GROUPS

-----  
Based on Ratio of Program Hours for Age Groups To Their Proportion  
of the Service Area Population

## Winter

DATA WAS NOT AVAILABLE TO THE CONSULTANT TEAM

AT THE TIME OF ANALYSIS

"

"

## Spring

The elderly seem to lack spring program hours

Adults seem to lack spring program hours

Teens seem to lack spring program hours

Children seem to lack spring program hours

-----  
FACILITIES, STAFF AND PROGRAMS REQUESTED BY CENTER DIRECTOR, IF ANY  
-----





## COMPETING FACILITIES

-----

Competing facilities in the service area:

none

## PROGRAMS

-----

Program Participation, Hours, and Population Profile

Winter 1986

	Participation		Program Hours	Percent of Population
	Total	Percent	Percent	(1980)
Elderly	0	0	0	24.87
Adult	260	39.45	38	43.42
Teens	88	13.35	16.7	10.05
Children	310	47.04	45.3	21.74

Spring 1986

	Participation		Program Hours	Percent of Population
	Total	Percent	Percent	(1980)
Elderly	0	0	0	24.87
Adult	268	50.85	53	43.42
Teens	38	7.21	9.6	10.05
Children	220	41.74	37.4	21.74

## Participants per Program Hour

	Winter	Spring
Elderly	0	0
Adult	6.27	6.06
Teens	4.82	4.75
Children	6.26	0.14

## ADEQUACY OF PROGRAM HOUR OFFERINGS FOR AGE GROUPS

-----  
 Based on Ratio of Program Hours for Age Groups To Their Proportion  
 of the Service Area Population

## Winter

The elderly seem to lack winter program hours

Adults seem to be well served by winter program hours

Teens seem to be well served by winter program hours

Children seem to be well served by winter program hours

## Spring

The elderly seem to lack spring program hours

Adults seem to be well served by spring program hours

Teens seem to be well served by spring program hours

Children seem to be well served by spring program hours

## FACILITIES, STAFF AND PROGRAMS REQUESTED BY CENTER DIRECTOR, IF ANY

-----  
 Trampoline

Golden Age

RECR RECREATION CENTER DATABASE

Center: Drew Phone: 378-4989

COMP Recreation District: 3 City Council District: 5

-----  
Compe Director: Scott, George A.

Operating Hours: Mon.- Thur. 10:25am-10:00p

YMC Peak Hours: 4:00pm - 8:00pm BIIPS Building Number: DREW000001

PROG: NOTE: BLANKS INDICATE THAT DATA WAS NOT AVAILABLE TO THE CONSULTANT TEAM  
----- AT THE TIME OF ANALYSIS.

Progra

STAFF

Winte:-----

Staff:

Scott, George A. \ Delony, Juanzen K. \ Fambro, Charles \ Thorton, Char

Staff Specialties:

Elderl Scott=CD 1\*,Art&Cra \ Deloney=CD 3\*,Spor(Track) \ Fambro=RL 1\*,Spor(Vol

Adult Staff Certificates:

Deloney=WaterSafety,FirstAid \ Scott=FirstAid,WaterSafety

Teens \Fambro=Coaching \ Thornton = coaching

Childr DEMOGRAPHICS

-----  
Service Area Population (1980): 3253 Projected 1990: 2945

Projected 2000: 2949

Spring

Population Distribution (1980)

Number of Children: 1375 Percentage Children: 42.34

Number of Teens: 604 Percentage Teens: 18.6

Elderl

Number of Adults: 1013 Percentage Adults: 31.19

Adult

Number of Elderly: 255 Percentage Elderly (55+): 7.85

Teens

Childr

ACCESS

-----  
Is there direct access to MARTA without crossing a street? yes

Is there access to the building without stairs? yes

Center: Grant Park Phone: 627-9751

Recreation District: 3 City Council District: 1

Director: Carter, Eugene

Operating Hours: Fall M.- Th. 12:00pm- 10:p

Peak Hours: BIIPS Building Number: GRAN000001

NOTE: BLANKS INDICATE THAT DATA WAS NOT AVAILABLE TO THE CONSULTANT TEAM AT THE TIME OF ANALYSIS.

STAFF

Staff: Carter, Eugene CDII; Wells, Sammie RLI

Staff Specialties: Athletics

Staff Certificates: Carter- H.S. Diploma; Wells- M.A. Guidance and Counseling

DEMOGRAPHICS

Service Area Population (1980): 7412 Projected 1990: 6717

Projected 2000: 6824

Population Distribution (1980)

Number of Children: 1848 Percentage Children: 24.93

Number of Teens: 657 Percentage Teens: 8.86

Number of Adults: 3264 Percentage Adults: 44.04

Number of Elderly: 1642 Percentage Elderly (55+): 22.15

ACCESS

Is there direct access to MARTA without crossing a street?

Is there access to the building without stairs?

## COMPETING FACILITIES

-----

Competing facilities in the service area:

## PROGRAMS

-----

Program Participation, Hours, and Population Profile

## Winter 1986

	Participation		Program Hours	Percent of Population (1980)
	Total	Percent	Percent	
Elderly		0		22.15
Adult		0		44.04
Teens		0		8.86
Children		0		24.93

## Spring 1986

	Participation		Program Hours	Percent of Population (1980)
	Total	Percent	Percent	
Elderly		0	0	22.15
Adult		0	0	44.04
Teens		0	0	8.86
Children		0	0	24.93

## Participants per Program Hour

	Winter	Spring
Elderly	0	0
Adult	60	75
Teens	30	25
Children	20	15

• DATA SUPPLIED BY DIRECTORS OFFICE

### ADEQUACY OF PROGRAM HOUR OFFERINGS FOR AGE GROUPS

---

Based on Ratio of Program Hours for Age Groups To Their Proportion  
of the Service Area Population

#### Winter

DATA WAS NOT AVAILABLE TO THE CONSULTANT TEAM

AT THE TIME OF ANALYSIS

"

"

#### Spring

The elderly seem to lack spring program hours

Adults seem to lack spring program hours

Teens seem to lack spring program hours

Children seem to lack spring program hours

FACILITIES, STAFF AND PROGRAMS REQUESTED BY CENTER DIRECTOR, IF ANY

---





## COMPETING FACILITIES

-----

Competing facilities in the service area:

Boys Club & Girls Club (Programs are basically the same (as Lang/Carson))

## PROGRAMS

-----

Program Participation, Hours, and Population Profile

Winter 1986

	Participation		Program Hours	Percent of Population
	Total	Percent	Percent	(1980)
Elderly	70	7.2	7.3	23.96
Adult	286	29.42	27.8	42.68
Teens	245	25.2	29.3	9.2
Children	370	38.06	35.6	24.14

Spring 1986

	Participation		Program Hours	Percent of Population
	Total	Percent	Percent	(1980)
Elderly	70	6.67	7.5	23.96
Adult	315	30.05	29.5	42.68
Teens	290	27.67	26.6	9.2
Children	372	35.49	37	24.14

## Participants per Program Hour

	Winter	Spring
Elderly	9.33	9.32
Adult	9.95	9.69
Teens	8.1	9.91
Children	10.07	0.11

## ADEQUACY OF PROGRAM HOUR OFFERINGS FOR AGE GROUPS

-----  
 Based on Ratio of Program Hours for Age Groups To Their Proportion  
 of the Service Area Population

## Winter

The elderly seem to lack winter program hours  
 Adults seem to be well served by winter program hours  
 Teens seem to be well served by winter program hours  
 Children seem to be well served by winter program hours

## Spring

The elderly seem to lack spring program hours  
 Adults seem to be well served by spring program hours  
 Teens seem to be well served by spring program hours  
 Children seem to be well served by spring program hours

## FACILITIES, STAFF AND PROGRAMS REQUESTED BY CENTER DIRECTOR, IF ANY

-----  
 Gymnasium, Swimming Pool

Volunteers

Teen Social Services; Drama Class; Creative Dance & Ballet; Adult Litera

Center: M.L.K.(S) Phone: 522-1741  
 Recreation District: 3 City Council District: 2  
 Director: Alonzo, Carol  
 Operating Hours: Mon. - Fri. 1 pm- 10 pm Fa  
 Peak Hours: 3:00pm-6:00pm BIIPS Building Number:

NOTE: BLANKS INDICATE THAT DATA WAS NOT AVAILABLE TO THE CONSULTANT TEAM AT THE TIME OF ANALYSIS.

STAFF

---

Staff:  
 Alonzo, Carol; Wells, Sam; McRiver, Thomas; Head, Barbara

Staff Specialties:  
 Alonz = Physical Ed. ; Wells = Physical Ed. ; McRiver = Music ; Head =

Staff Certificates:  
 Alonz = B.S.Degree ; Wells = B.S., M.A. ; McRiver = B.A.,M.A.  
 \Head = Key Punch Certificate

DEMOGRAPHICS

---

Service Area Population (1980): 3480 Projected 1990: 2950  
 Projected 2000: 2886

Population Disribution (1980)

Number of Children: 711	Percentage Children: 20.53
Number of Teens: 336	Percentage Teens: 9.7
Number of Adults: 1404	Percentage Adults: 40.54
Number of Elderly: 1012	Percentage Elderly (55+): 29.22

ACCESS

---

Is there direct access to MARTA without crossing a street? no  
 Is there access to the building without stairs? yes

## COMPETING FACILITIES

-----

Competing facilities in the service area:

none

## PROGRAMS

-----

Program Participation, Hours, and Population Profile

Winter 1986

	Participation		Program Hours	Percent of Population (1980)
	Total	Percent	Percent	
Elderly		0		29.22
Adult		0		40.54
Teens		0		9.7
Children		0		20.53

Spring 1986

	Participation		Program Hours	Percent of Population (1980)
	Total	Percent	Percent	
Elderly		0	0	29.22
Adult		0	0	40.54
Teens		0	0	9.7
Children		0	0	20.53

## Participants per Program Hour

	Winter	Spring
Elderly	0	0
Adult	0	0
Teens	0	0
Children	0	0

## ADEQUACY OF PROGRAM HOUR OFFERINGS FOR AGE GROUPS

-----  
 Based on Ratio of Program Hours for Age Groups To Their Proportion  
 of the Service Area Population

Winter

DATA WAS NOT AVAILABLE TO THE CONSULTANT TEAM  
 AT THE TIME OF ANALYSIS

"

"

Spring

The elderly seem to lack spring program hours

Adults seem to lack spring program hours

Teens seem to lack spring program hours

Children seem to lack spring program hours

## FACILITIES, STAFF AND PROGRAMS REQUESTED BY CENTER DIRECTOR, IF ANY

-----  
 Weight Room; 8 Man Weight Machine

Rec. Leader 1 ; Delete all Part-time Staff

Center: Zaban Phone: 378-0432

Recreation District: 3 City Council District: 5

Director: Jordan, James

Operating Hours: Mon.- Thur. 11:00am-8:00pm

Peak Hours: 3:00pm - 7:30pm BIIPS Building Number: ZABZ000001

NOTE: BLANKS INDICATE THAT DATA WAS NOT AVAILABLE TO THE CONSULTANT TEAM AT THE TIME OF ANALYSIS.

## STAFF

---

### Staff:

Jordan, James \ Lee, Mary

### Staff Specialties:

Jordan=CD 2,Spor(Tennis,TablTenn,Basktbl,Golf),Athlet\* \ Lee=RL 2,Art&

### Staff Certificates:

Jordon=Footbll \ Lee=Ceramics

## DEMOGRAPHICS

---

Service Area Population (1980): 4385 Projected 1990: 3970

Projected 2000: 3976

### Population Disribution (1980)

Number of Children: 1037 Percentage Children: 23.65

Number of Teens: 524 Percentage Teens: 11.95

Number of Adults: 2062 Percentage Adults: 47.02

Number of Elderly: 762 Percentage Elderly (55+): 15.76

## ACCESS

---

Is there direct access to MARTA without crossing a street? yes & no

Is there access to the building without stairs? yes .

## COMPETING FACILITIES

-----

Competing facilities in the service area:

none

## PROGRAMS

-----

Program Participation, Hours, and Population Profile

Winter 1986

	Participation		Program Hours	Percent of Population
	Total	Percent	Percent	(1980)
Elderly	0	0	0	15.76
Adult	471	56.54	44.4	47.02
Teens	97	11.64	20.9	11.95
Children	264	31.69	34.8	23.65

Spring 1986

	Participation		Program Hours	Percent of Population
	Total	Percent	Percent	(1980)
Elderly	0	0	0	15.76
Adult	455	54.62	43.3	47.02
Teens	103	12.36	19.2	11.95
Children	274	32.89	37.5	23.65

## Participants per Program Hour

	Winter	Spring
Elderly	0	0
Adult	4.48	5.37
Teens	1.96	2.75
Children	3.2	0.27

## ADEQUACY OF PROGRAM HOUR OFFERINGS FOR AGE GROUPS

-----  
 Based on Ratio of Program Hours for Age Groups To Their Proportion  
 of the Service Area Population

## Winter

The elderly seem to lack winter program hours

Adults seem to be well served by winter program hours

Teens seem to be well served by winter program hours

Children seem to be well served by winter program hours

## Spring

The elderly seem to lack spring program hours

Adults seem to be well served by spring program hours

Teens seem to be well served by spring program hours

Children seem to be well served by spring program hours

## FACILITIES, STAFF AND PROGRAMS REQUESTED BY CENTER DIRECTOR, IF ANY

-----  
 Dug-outs; Goal Post

Rec. Leader 1

8 & Under Football; Seniors Bridge Club



RECREATION CENTER DATABASE

1

Center: Bedford - Pine Phone: 874-1780

Recreation District: 4 City Council District: 2

Director: Henry, Douglas

Operating Hours: Mon.- Thur. 10:00am-9:00pm

Peak Hours: 4:00pm - 8:00pm BIIPS Building Number: BEPI000001

NOTE: BLANKS INDICATE THAT DATA WAS NOT AVAILABLE TO THE CONSULTANT TEAM AT THE TIME OF ANALYSIS.

STAFF

Staff: Riggins, Cheryl \ Henry, Douglas \ Huntley, Jacquelyn \ Sims, Robert

Staff Specialties: Henry=CD 3\*,Phys.Fit,Spor(Basbll,Basktbl) \ Huntley=RL 1\*,Art&Cra \ Si

Staff Certificates: Henry; 4 yrs of college Phys. Ed./ Sims; 2 yrs of college Business Huntly; H.S. Dipolma/ Riggins; B.S. Sociology

DEMOGRAPHICS

Service Area Population (1980): 4542 Projected 1990: 6333 Projected 2000: 7793

Population Disribution (1980)

Number of Children: 752 Percentage Children: 16.55
Number of Teens: 418 Percentage Teens: 9.2
Number of Adults: 2015 Percentage Adults: 44.36
Number of Elderly: 1357 Percentage Elderly (55+): 29.87

ACCESS

Is there direct access to MARTA without crossing a street? no
Is there access to the building without stairs? yes

## COMPETING FACILITIES

-----

Competing facilities in the service area:

none

## PROGRAMS

-----

Program Participation, Hours, and Population Profile

Winter 1986

	Participation		Program Hours	Percent of Population (1980)
	Total	Percent	Percent	
Elderly	24	3.69	12.9	29.87
Adult	187	28.81	41.9	44.36
Teens	40	6.16	9	9.2
Children	397	61.17	38.7	16.55

Spring 1986

	Participation		Program Hours	Percent of Population (1980)
	Total	Percent	Percent	
Elderly	24	3.7	11.5	29.87
Adult	106	16.38	20.7	44.36
Teens	149	23.02	27.5	9.2
Children	367	56.72	33.1	16.55

## Participants per Program Hour

	Winter	Spring
Elderly	2.4	2.09
Adult	5.75	4.76
Teens	8	5.05
Children	13.23	10.34

## ADEQUACY OF PROGRAM HOUR OFFERINGS FOR AGE GROUPS

-----  
 Based on Ratio of Program Hours for Age Groups To Their Proportion  
 of the Service Area Population

## Winter

The elderly seem to be adequately served by winter program hours

Adults seem to be adequately served by winter program hours

Teens seem to be adequately served by winter program hours

Children seem to be adequately served by winter program hours

## Spring

The elderly seem to be adequately served by spring program hours

Adults seem to lack spring program hours

Teens seem to be adequately served by spring program hours

Children seem to be adequately served by spring program hours

## FACILITIES, STAFF AND PROGRAMS REQUESTED BY CENTER DIRECTOR, IF ANY

-----  
 Lights on Ball Fields; Parking Lot with Thoroughfare; Picnic Grills & Sh



## COMPETING FACILITIES

-----

Competing facilities in the service area:

Butler St. YMCA (After school programs ages 6-13: Tutorial, Arts&crafts,

## PROGRAMS

-----

Program Participation, Hours, and Population Profile

Winter 1986

	Participation		Program Hours	Percent of Population
	Total	Percent	Percent	(1980)
Elderly	45	10.51	19	34.46
Adult	59	13.78	3.8	34.58
Teens	99	23.13	39.8	8.62
Children	224	52.33	37.4	22.34

Spring 1986

	Participation		Program Hours	Percent of Population
	Total	Percent	Percent	(1980)
Elderly	0	0	0	34.46
Adult	0	0	8	34.58
Teens	0	0	15	8.62
Children	0	0	35	22.34

## Participants per Program Hour

	Winter	Spring
Elderly	4.5	12
Adult	29.5	8
Teens	4.71	15
Children	11.34	35

• DATA SUPPLIED BY DIRECTORS OFFICE

## ADEQUACY OF PROGRAM HOUR OFFERINGS FOR AGE GROUPS

-----  
Based on Ratio of Program Hours for Age Groups To Their Proportion  
of the Service Area Population

## Winter

The elderly seem to be adequately served by winter program hours

Adults seem to lack winter program hours

Teens seem to be adequately served by winter program hours

Children seem to be adequately served by winter program hours

## Spring

DATA WAS NOT AVAILABLE TO THE CONSULTANT TEAM

AT THE TIME OF ANALYSIS

"

"

## FACILITIES, STAFF AND PROGRAMS REQUESTED BY CENTER DIRECTOR, IF ANY

-----  
Remove Outdoor Restrooms; Redesign Facility for Handicapped Access; Incr

Full-time Rec. Leader (Athletics)

Senior Cooking & Sewing; Senior Outings; Teen Cooking & Sewing Lessons;

RECREATION CENTER DATABASE

7

Center: Chastain Phone: 252-8866  
 Recreation District: 4 City Council District: 8  
 Director: Armstrong, James  
 Operating Hours: MWTh 12-11:30p; T 12-11p;  
 Peak Hours: M-F 12:30p-10:3 BIIPS Building Number: CHAS000007

NOTE: BLANKS INDICATE THAT DATA WAS NOT AVAILABLE TO THE CONSULTANT TEAM AT THE TIME OF ANALYSIS.

STAFF  
 -----

Staff:  
 Armstrong, James \ Alverson, Carole \ Williams, Johnny

Staff Specialties:  
 Armstrong=CD 1\*,Spor(Basktbl, WtLift),Phys.Fit \ Alverson=CD 3\*,Spor(Ra

Staff Certificates:  
 Alverson= B.S. Physiology + 10 hrs toward masters in Rec.  
 Armstrong= A.B. English M.A. Counseling/ Williams= B.S. Phys. Ed.

DEMOGRAPHICS  
 -----

Service Area Population (1980): 8737 Projected 1990: 9346  
 Projected 2000: 9493

Population Disribution (1980)

Number of Children: 1491	Percentage Children: 15.17
Number of Teens: 653	Percentage Teens: 6.64
Number of Adults: 4729	Percentage Adults: 48.11
Number of Elderly: 2956	Percentage Elderly (55+): 30.07

ACCESS  
 -----

Is there direct access to MARTA without crossing a street? no  
 Is there access to the building without stairs? no

## COMPETING FACILITIES

-----

Competing facilities in the service area:

Northside YMCA, Peachtree Road Methodist, Peachtree Presbyterian, Weiuca

## PROGRAMS

-----

Program Participation, Hours, and Population Profile

Winter 1986

	Participation		Program Hours	Percent of Population
	Total	Percent	Percent	(1980)
Elderly	0	0	0	30.07
Adult	301	63.1	62.3	48.11
Teens	0	0	0	6.64
Children	175	36.68	37.7	15.17

Spring 1986

	Participation		Program Hours	Percent of Population
	Total	Percent	Percent	(1980)
Elderly	0	0	0	30.07
Adult	454	25.32	54.2	48.11
Teens	0	0	0	6.64
Children	1338	74.62	45.8	15.17



## Participants per Program Hour

	Winter	Spring
Elderly	0	0
Adult	8.08	8.53
Teens	0	0
Children	7.78	29.73

## ADEQUACY OF PROGRAM HOUR OFFERINGS FOR AGE GROUPS

-----  
 Based on Ratio of Program Hours for Age Groups To Their Proportion  
 of the Service Area Population

## Winter

Elderly seem to lack winter program hours

Adults seem to be adequately served by winter program hours

Teens seem to lack winter program hours

Children seem to be adequately served by winter program hours

## Spring

The Elderly seem to lack spring program hours

Adults seem to be adequately served by spring program hours

Teens seem to lack spring program hours

Children seem to be adequately served by spring program hours

## FACILITIES, STAFF AND PROGRAMS REQUESTED BY CENTER DIRECTOR, IF ANY

-----  
 Multi Purpose Room

Rec. Leaders 1 and 2

Aerobics; Softball; Day Prgms; Fitness; Self Defence; Teen Club

Center: JD Sims                      Phone: 658-6023  
 Recreation District: 4              City Council District: 2  
 Director: Neeson, Ruby A.  
 Operating Hours: Mon.- Thur. 12pm-8:30pm; F  
 Peak Hours: 4:00pm - 6:00pm      BIIPS Building Number:

NOTE: BLANKS INDICATE THAT DATA WAS NOT AVAILABLE TO THE CONSULTANT TEAM AT THE TIME OF ANALYSIS.

STAFF  
 -----

Staff:  
 Martin, Debbie; Smith, David W.; Neeson, Ruby A.

Staff Specialties:  
 Neeson = CD; Martin = RL; Smith = RL

Staff Certificates:  
 Neeson, B.A.(Eng); Martin, B.A.(P.E.); Smith, (art)

DEMOGRAPHICS  
 -----

Service Area Population (1980):	Projected 1990:
	Projected 2000:
Population Distribution (1980)	
Number of Children: 752	Percentage Children: 16.56
Number of Teens: 418	Percentage Teens: 9.2
Number of Adults: 2015	Percentage Adults: 44.36
Number of Elderly: 1357	Percentage Elderly (55+): 29.87

ACCESS  
 -----

Is there direct access to MARTA without crossing a street? yes  
 Is there access to the building without stairs? yes

## COMPETING FACILITIES

-----

Competing facilities in the service area:

## PROGRAMS

-----

Program Participation, Hours, and Population Profile

## Winter 1986

	Participation		Program Hours	Percent of Population
	Total	Percent	Percent	(1980)
Elderly		0	40	29.87
Adult		0	25	44.36
Teens		0	20	9.2
Children		0	35	16.56

## Spring 1986

	Participation		Program Hours	Percent of Population
	Total	Percent	Percent	(1980)
Elderly		0	0	29.87
Adult		0	30	44.36
Teens		0	20	9.2
Children		0	35	16.56

Participants per Program Hour

	Winter	Spring
Elderly	40	40
Adult	25	30
Teens	20	20
Children	35	35

• DATA SUPPLIED BY DIRECTORS OFFICE

ADEQUACY OF PROGRAM HOUR OFFERINGS FOR AGE GROUPS

---

Based on Ratio of Program Hours for Age Groups To Their Proportion of the Service Area Population

Winter

DATA WAS NOT AVAILABLE TO THE CONSULTANT TEAM  
AT THE TIME OF ANALYSIS

"  
"

Spring

DATA WAS NOT AVAILABLE TO THE CONSULTANT TEAM  
AT THE TIME OF ANALYSIS

"  
"

FACILITIES, STAFF AND PROGRAMS REQUESTED BY CENTER DIRECTOR, IF ANY

---

Playground Equip.

Advanced Ceramics; Computer Literacy Class

Center: M.L.K.(N) Phone: 658-6088

Recreation District: 4 City Council District: 2

Director: Ragin, Rose

Operating Hours: Mon.- Thur 11:00am-10:00pm

Peak Hours: 3:00pm - 6:30pm BIIPS Building Number:

NOTE: BLANKS INDICATE THAT DATA WAS NOT AVAILABLE TO THE CONSULTANT TEAM AT THE TIME OF ANALYSIS.

STAFF

Staff: Ragin, Rose \ Staniel, Jeff \ Slayton, Robert \ Bray, Dorothy

Staff Specialties: Ragin=CD 1\*,Phys.Fit. \ Staniel=CD 3\*,Spor(Track,Basktbl, WtLift) \ Sl

Staff Certificates: Staniel= B.S. Phys. Ed./ Ragin= B.A. Sociology/ Slayton= B.S. Phys. Ed. Bray= H.S. Diploma

DEMOGRAPHICS

Service Area Population (1980): 3919 Projected 1990: 3538

Projected 2000: 3520

Population Distribution (1980)

Number of Children: 599 Percentage Children: 15.28
Number of Teens: 217 Percentage Teens: 5.54
Number of Adults: 1828 Percentage Adults: 46.64
Number of Elderly: 1275 Percentage Elderly (55+): 32.53

ACCESS

Is there direct access to MARTA without crossing a street? yes
Is there access to the building without stairs? yes

## COMPETING FACILITIES

-----

Competing facilities in the service area:

## PROGRAMS

-----

Program Participation, Hours, and Population Profile

## Winter 1986

	Participation		Program Hours	Percent of Population
	Total	Percent	Percent	(1980)
Elderly	38	2.1	2.5	32.53
Adult	1223	67.68	74.1	46.64
Teens	115	6.36	5.4	5.54
Children	430	23.79	18	15.28

## Spring 1986

	Participation		Program Hours	Percent of Population
	Total	Percent	Percent	(1980)
Elderly	32	1.86	4	32.53
Adult	836	48.63	56	46.64
Teens	240	13.96	8.1	5.54
Children	610	35.48	33.6	15.28

## Participants per Program Hour

	Winter	Spring
Elderly	9.5	8
Adult	10.41	8.69
Teens	13.53	17.14
Children	15.09	10.56

## ADEQUACY OF PROGRAM HOUR OFFERINGS FOR AGE GROUPS

-----  
 Based on Ratio of Program Hours for Age Groups To Their Proportion  
 of the Service Area Population

## Winter

Elderly seem to lack winter program hours

Adults seem to be adequately served by winter program hours

Teens seem to be adequately served by winter program hours

Children seem to be adequately served by winter program hours

## Spring

The Elderly seem to lack spring program hours

Adults seem to be adequately served by spring program hours

Teens seem to be adequately served by spring program hours

Children seem to be adequately served by spring program hours

-----  
 FACILITIES, STAFF AND PROGRAMS REQUESTED BY CENTER DIRECTOR, IF ANY  
 -----

Center: Morningside Phone: 881-0175  
Recreation District: 4 City Council District: 6  
Director: Johnson, Ken  
Operating Hours: Mon.- Thur. 9:00am-9:00pm  
Peak Hours: 2:30pm - 6:00pm BIIPS Building Number: MORN000001

NOTE: BLANKS INDICATE THAT DATA WAS NOT AVAILABLE TO THE CONSULTANT TEAM AT THE TIME OF ANALYSIS.

## STAFF

-----  
Staff:  
Johnson, Ken \ Askew, Louis \ Howard, Deborah \ Cunningham, Dorothy  
\Riggins, Cheryl

Staff Specialties:  
Johnson=CD 3, Management\*, PhysFit, SenCit, Spor(Soccer) \ Askew=RL 1, Spor(

Staff Certificates:  
Johnson=Mngt Workshops & Seminars \ Cunningham=CakeDecorating, SoccerCli  
\Howard = SoccerClinic

## DEMOGRAPHICS

-----  
Service Area Population (1980): 13391 Projected 1990: 14583  
Projected 2000: 15130

## Population Distribution (1980)

Number of Children: 1183	Percentage Children: 8.83
Number of Teens: 354	Percentage Teens: 2.64
Number of Adults: 8134	Percentage Adults: 60.74
Number of Elderly: 3720	Percentage Elderly (55+): 27.77

## ACCESS

-----  
Is there direct access to MARTA without crossing a street? yes  
Is there access to the building without stairs? yes



## COMPETING FACILITIES

-----

Competing facilities in the service area:

## PROGRAMS

-----

Program Participation, Hours, and Population Profile

Winter 1986

	Participation		Program Hours	Percent of Population
	Total	Percent	Percent	(1980)
Elderly	38	3.04	10.1	27.77
Adult	278	22.27	26.4	60.74
Teens	4	0.32	6.6	2.64
Children	927	74.27	56.8	8.83

Spring 1986

	Participation		Program Hours	Percent of Population
	Total	Percent	Percent	(1980)
Elderly	57	4.21	9.5	27.77
Adult	248	18.32	21.4	60.74
Teens	0	0	0	2.64
Children	1047	77.38	66.1	8.83

## Participants per Program Hour

	Winter	Spring
Elderly	3.3	6
Adult	9.27	10.67
Teens	0.53	0
Children	14.37	14.59

## ADEQUACY OF PROGRAM HOUR OFFERINGS FOR AGE GROUPS

-----  
 Based on Ratio of Program Hours for Age Groups To Their Proportion  
 of the Service Area Population

## Winter

The elderly seem to be adequately served by winter program hours

Adults seem to lack winter program hours

Teens seem to be adequately served by winter program hours

Children seem to be adequately served by winter program hours

## Spring

The elderly seem to be adequately served by spring program hours

Adults seem to lack spring program hours

Teens seem to lack spring program hours

Children seem to be adequately served by spring program hours

## FACILITIES, STAFF AND PROGRAMS REQUESTED BY CENTER DIRECTOR, IF ANY

-----  
 Improve Acoustics, Lighting; Add storage area

Center: Peachtree Hills Phone: 233-7628

Recreation District: 4 City Council District: 7

Director: Powers, Carol

Operating Hours: Mon.- Thur. 11:30am-10pm;

Peak Hours: 12:00pm - 2:30p BIIPS Building Number: PEHI000001

NOTE: BLANKS INDICATE THAT DATA WAS NOT AVAILABLE TO THE CONSULTANT TEAM AT THE TIME OF ANALYSIS.

STAFF

Staff: Powers, Carol \ Williams, Johnny \ Brewer, Leroy \ Sewell, Michael \ Davis, Vivian T.

Staff Specialties: Powers=CD 3,Admin.\*,Art&Cra\*,PhysFit,CookingClass\* \ Williams=RL 1,Spor

Staff Certificates: Powers=FirstAid \ Williams=FirstAid,Ga.Teaching Cert. \ Brewer=None \ Sewell = First Aid \ Davis = Ga Teaching Cert., First Aid

DEMOGRAPHICS

Service Area Population (1980): 6289 Projected 1990: 7575

Projected 2000: 8663

Population Disribution (1980)

Number of Children: 594 Percentage Children: 9.45
Number of Teens: 249 Percentage Teens: 3.95
Number of Adults: 3722 Percentage Adults: 59.18
Number of Elderly: 1724 Percentage Elderly (55+): 27.41

ACCESS

Is there direct access to MARTA without crossing a street? yes

Is there access to the building without stairs? yes

## COMPETING FACILITIES

-----

Competing facilities in the service area:

## PROGRAMS

-----

Program Participation, Hours, and Population Profile

Winter 1986

	Participation		Program Hours	Percent of Population (1980)
	Total	Percent	Percent	
Elderly	0	0	0	27.41
Adult	450	58.21	50	59.18
Teens	154	19.92	17.4	3.95
Children	168	21.73	32.6	9.45

Spring 1986

	Participation		Program Hours	Percent of Population (1980)
	Total	Percent	Percent	
Elderly	0	0	0	27.41
Adult	518	65.23	51.9	59.18
Teens	159	20.02	32.4	3.95
Children	116	14.6	17.9	9.45

## Participants per Program Hour

	Winter	Spring
Elderly	0	0
Adult	11.39	10.96
Teens	11.2	5.39
Children	6.52	7.14

## ADEQUACY OF PROGRAM HOUR OFFERINGS FOR AGE GROUPS

-----  
 Based on Ratio of Program Hours for Age Groups To Their Proportion  
 of the Service Area Population

## Winter

Elderly seem to lack winter program hours

Adults seem to be adequately served by winter program hours

Teens seem to be adequately served by winter program hours

Children seem to be adequately served by winter program hours

## Spring

The Elderly seem to lack spring program hours

Adults seem to be adequately served by spring program hours

Teens seem to be adequately served by spring program hours

Children seem to be adequately served by spring program hours

## FACILITIES, STAFF AND PROGRAMS REQUESTED BY CENTER DIRECTOR, IF ANY

-----  
 Building Renovation

Camp Director; Athletic Coordinator

Arts & Crafts

Center: Techwood Homes Phone: 874-8235

Recreation District: 4 City Council District: 2

Director: Clark, Gwendolyn

Operating Hours: Mon.- Fri. 10:00am-5:45pm

Peak Hours: 10:00am - 12:00 BIIPS Building Number: TECH000001

NOTE: BLANKS INDICATE THAT DATA WAS NOT AVAILABLE TO THE CONSULTANT TEAM AT THE TIME OF ANALYSIS.

STAFF

Staff: Clark, Gwendolyn

Staff Specialties: Clark=CD 2,Art&Cra,Ceramics\*,Phys.Ed.\*

Staff Certificates: Clark=Ceramics

DEMOGRAPHICS

Service Area Population (1980): Projected 1990:

Projected 2000:

Population Disribution (1980)

Number of Children: Percentage Children:
Number of Teens: Percentage Teens:
Number of Adults: Percentage Adults:
Number of Elderly: Percentage Elderly (55+):

ACCESS

Is there direct access to MARTA without crossing a street? yes

Is there access to the building without stairs? yes

## COMPETING FACILITIES

-----

Competing facilities in the service area:

Church Programs (all ages: social activities and recreation); P.AL (ages

## PROGRAMS

-----

Program Participation, Hours, and Population Profile

Winter 1986

	Participation		Program Hours	Percent of Population
	Total	Percent	Percent	(1980)
Elderly		0	0	
Adult		0	25	
Teens		0	40	
Children		0	100	

Spring 1986

	Participation		Program Hours	Percent of Population
	Total	Percent	Percent	(1980)
Elderly		0	0	
Adult		0	25	
Teens		0	40	
Children		0	100	

## Participants per Program Hour

	Winter	Spring
Elderly	0	0
Adult	25	25
Teens	40	40
Children	100	100

• DATA SUPPLIED BY DIRECTORS OFFICE

## ADEQUACY OF PROGRAM HOUR OFFERINGS FOR AGE GROUPS

-----  
Based on Ratio of Program Hours for Age Groups To Their Proportion  
of the Service Area Population

## Winter

DATA WAS NOT AVAILABLE TO THE CONSULTANT TEAM

AT THE TIME OF ANALYSIS

"

"

## Spring

DATA WAS NOT AVAILABLE TO THE CONSULTANT TEAM

AT THE TIME OF ANALYSIS.

"

"

-----  
FACILITIES, STAFF AND PROGRAMS REQUESTED BY CENTER DIRECTOR, IF ANY  
-----



Center: A.D. Williams Phone: 794-4690

Recreation District: 5 City Council District: 9

Director: Jackson, Hank

Operating Hours: Mon.- Thur. 11:00am-8:00pm

Peak Hours: 3:00pm - 6:00pm BIIPS Building Number: ADWI000001

NOTE: BLANKS INDICATE THAT DATA WAS NOT AVAILABLE TO THE CONSULTANT TEAM AT THE TIME OF ANALYSIS.

STAFF

Staff: Jackson, Hank \ Allen, Maxine G. \ Brown, Marcus \ Middlebrooks, Jennif

Staff Specialties: Jackson=CD 1\* \ Allen=CD 2,Phys.Fit,Dance,Drama,Gym,SenCit \ Brown=RL 1

Staff Certificates: Jackson=B.S. Educ. \ Middlebrooks=B.S. Educ.

DEMOGRAPHICS

Service Area Population (1980): 8021 Projected 1990: 7812 Projected 2000: 8336

Population Disribution (1980)

Number of Children: 2893 Percentage Children: 36.32
Number of Teens: 990 Percentage Teens: 12.43
Number of Adults: 3298 Percentage Adults: 41.4
Number of Elderly: 784 Percentage Elderly (55+): 9.84

ACCESS

Is there direct access to MARTA without crossing a street? yes
Is there access to the building without stairs? no

## COMPETING FACILITIES

-----

Competing facilities in the service area:

## PROGRAMS

-----

Program Participation, Hours, and Population Profile

Winter 1986

	Participation		Program Hours	Percent of Population
	Total	Percent	Percent	(1980)
Elderly	63	6.57	10.9	9.84
Adult	124	12.94	18.6	41.4
Teens	265	27.66	32.5	12.43
Children	505	52.71	38	36.32

Spring 1986

	Participation		Program Hours	Percent of Population
	Total	Percent	Percent	(1980)
Elderly	60	5.78	19.5	9.84
Adult	189	18.2	22.9	41.4
Teens	134	12.9	19	12.43
Children	654	63	43	36.32

## Participants per Program Hour

	Winter	Spring
Elderly	4.06	3.08
Adult	4.68	6.3
Teens	5.73	5.36
Children	9.31	11.58

## ADEQUACY OF PROGRAM HOUR OFFERINGS FOR AGE GROUPS

-----  
 Based on Ratio of Program Hours for Age Groups To Their Proportion  
 of the Service Area Population

## Winter

The elderly seem to be adequately served by winter program hours

Adults seem to lack winter program hours

Teens seem to be adequately served by winter program hours

Children seem to be adequately served by winter program hours

## Spring

The elderly seem to be adequately served by spring program hours

Adults seem to be adequately served by spring program hours

Teens seem to be adequately served by spring program hours

Children seem to be adequately served by spring program hours

## FACILITIES, STAFF AND PROGRAMS REQUESTED BY CENTER DIRECTOR, IF ANY

-----  
 Indoor Pool

Rec. Leader

Ceramics; exercise class

Center: Anderson Park                      Phone: 794-1221

Recreation District: 5                      City Council District: 10

Director: Fambro, Shirley

Operating Hours: Mon.& Wed. 12:00pm-10:00pm

Peak Hours: 12:00pm - 9:00p                      BIIPS Building Number: ANDE000001/AND

NOTE: BLANKS INDICATE THAT DATA WAS NOT AVAILABLE TO THE CONSULTANT TEAM AT THE TIME OF ANALYSIS.

#### STAFF

---

Staff:  
Fambro, Shirley \ Williams, Richard \ Robinson, Johnnie \ Baskin, Charle

Staff Specialties:  
Fambro=CD 1,Spor(Basktbl,Swim,TablTen),Ceramic,Athlet\*,SummerCamp\* \ W

Staff Certificates:  
Willams= B.S.Phys Ed./ Fambro= B.S. Human Resources/ Baskins= H.S. Dipl  
Robinson= 3 yrs of College

#### DEMOGRAPHICS

---

Service Area Population (1980): 5059                      Projected 1990: 4592

Projected 2000: 4356

#### Population Disribution (1980)

Number of Children: 1114                      Percentage Children: 22.02

Number of Teens: 482                      Percentage Teens: 9.52

Number of Adults: 2009                      Percentage Adults: 39.71

Number of Elderly: 1454                      Percentage Elderly (55+): 28.74

#### ACCESS

---

Is there direct access to MARTA without crossing a street? no

Is there access to the building without stairs? no

## COMPETING FACILITIES

-----

Competing facilities in the service area:

## PROGRAMS

-----

Program Participation, Hours, and Population Profile

## Winter 1986

	Participation		Program Hours	Percent of Population (1980)
	Total	Percent	Percent	
Elderly	0	0	5.8	28.74
Adult	726	56.85	38.4	39.71
Teens	34	2.66	7.8	9.52
Children	516	40.4	48	22.02

## Spring 1986

	Participation		Program Hours	Percent of Population (1980)
	Total	Percent	Percent	
Elderly	12	0.78	8	28.74
Adult	554	36.28	27.9	39.71
Teens	131	8.57	16	9.52
Children	829	54.28	50.8	22.02

## Participants per Program Hour

	Winter	Spring
Elderly	0	1.5
Adult	14.67	13.04
Teens	3.4	5.35
Children	8.36	10.7

## ADEQUACY OF PROGRAM HOUR OFFERINGS FOR AGE GROUPS

-----  
 Based on Ratio of Program Hours for Age Groups To Their Proportion  
 of the Service Area Population

## Winter

Elderly seem to lack winter program hours

Adults seem to be adequately served by winter program hours

Teens seem to lack winter program hours

Children seem to be adequately served by winter program hours

## Spring

The Elderly seem to lack spring program hours

Adults seem to be adequately served by spring program hours

Teens seem to be adequately served by spring program hours

Children seem to be adequately served by spring program hours

## FACILITIES, STAFF AND PROGRAMS REQUESTED BY CENTER DIRECTOR, IF ANY

-----  
 Renovate old gym; Indoor Pool

Rec. Leader

Weight Training



## COMPETING FACILITIES

-----

Competing facilities in the service area:

## PROGRAMS

-----

Program Participation, Hours, and Population Profile

## Winter 1986

	Participation		Program Hours	Percent of Population (1980)
	Total	Percent	Percent	
Elderly	0	0	0	12.73
Adult	113	49.13	45.5	47.6
Teens	47	20.43	24.7	10.48
Children	69	30	29.8	29.18

## Spring 1986

	Participation		Program Hours	Percent of Population (1980)
	Total	Percent	Percent	
Elderly	0	0	0	12.73
Adult	121	44	44.4	47.6
Teens	61	22.18	23.3	10.48
Children	92	33.45	32.2	29.18



## Participants per Program Hour

	Winter	Spring
Elderly	0	0
Adult	3.9	4.03
Teens	2.98	3.87
Children	3.63	4.23

## ADEQUACY OF PROGRAM HOUR OFFERINGS FOR AGE GROUPS

-----  
 Based on Ratio of Program Hours for Age Groups To Their Proportion  
 of the Service Area Population

## Winter

Elderly seem to lack winter program hours

Adults seem to be adequately served by winter program hours

Teens seem to be adequately served by winter program hours

Children seem to be adequately served by winter program hours

## Spring

The Elderly seem to lack spring program hours

Adults seem to be adequately served by spring program hours

Teens seem to be adequately served by spring program hours

Children seem to be adequately served by spring program hours

## FACILITIES, STAFF AND PROGRAMS REQUESTED BY CENTER DIRECTOR, IF ANY

-----  
 Swimming Pool

Dance Classes; Exercise Class



## COMPETING FACILITIES

-----

Competing facilities in the service area:

## PROGRAMS

-----

Program Participation, Hours, and Population Profile

Winter 1986

	Participation		Program Hours	Percent of Population
	Total	Percent	Percent	(1980)
Elderly	0	0	0	16.17
Adult	88	98.87	46.9	48.24
Teens	0	0	8.2	10.85
Children		0	44.9	24.74

Spring 1986

	Participation		Program Hours	Percent of Population
	Total	Percent	Percent	(1980)
Elderly	0	0	0	16.17
Adult	112	41.02	19.2	48.24
Teens	29	10.62	23	10.85
Children	131	47.98	57.7	24.74

## Participants per Program Hour

	Winter	Spring
Elderly	0	0
Adult	3.83	11.2
Teens	0	2.42
Children	0	4.37

## ADEQUACY OF PROGRAM HOUR OFFERINGS FOR AGE GROUPS

-----  
 Based on Ratio of Program Hours for Age Groups To Their Proportion  
 of the Service Area Population

## Winter

Elderly seem to lack winter program hours

Adults seem to be adequately served by winter program hours

Teens seem to lack winter program hours

Children seem to be adequately served by winter program hours

## Spring

The Elderly seem to lack spring program hours

Adults seem to lack spring program hours

Teens seem to be adequately served by spring program hours

Children seem to be adequately served by spring program hours

-----  
 FACILITIES, STAFF AND PROGRAMS REQUESTED BY CENTER DIRECTOR, IF ANY  
 -----

Center: J.F.K. Phone: 524-7111  
Recreation District: 5 City Council District: 3  
Director: Jackson, Michael  
Operating Hours: Mon.- Fri. 3:00pm-10:00pm  
Peak Hours: 4:00pm - 7:00pm BIIPS Building Number:

NOTE: BLANKS INDICATE THAT DATA WAS NOT AVAILABLE TO THE CONSULTANT TEAM AT THE TIME OF ANALYSIS.

### STAFF

---

Staff:  
Jackson, Michael \ Morgan, Paula \ Jenkins, Marquita \ Flanagan, Anthon  
\ Warren, Michael

Staff Specialties:  
Jackson=CD 1,Spor(WtLift\*,Basketball\*,Football\*,Softball\*) \ Morgan=CD 3,Ph

Staff Certificates:  
Morgan= 1 yr of College/ Jackson= 2 yrs of College/ Warren= B.S. Phys.  
Flanagan= 2 yrs Phys. Ed./ Jenkins= B.S. Phys. Ed.

### DEMOGRAPHICS

---

Service Area Population (1980): 15163 Projected 1990: 14783

Projected 2000: 15255

#### Population Distribution (1980)

Number of Children: 3164	Percentage Children: 20.87
Number of Teens: 1628	Percentage Teens: 10.74
Number of Adults: 6745	Percentage Adults: 44.48
Number of Elderly: 3626	Percentage Elderly (55+): 23.9

### ACCESS

---

Is there direct access to MARTA without crossing a street? yes

Is there access to the building without stairs? yes

## COMPETING FACILITIES

-----

Competing facilities in the service area:

## PROGRAMS

-----

Program Participation, Hours, and Population Profile

Winter 1986

	Participation		Program Hours	Percent of Population
	Total	Percent	Percent	(1980)
Elderly	0	0	0	23.9
Adult	142	20.88	33.9	44.48
Teens	124	18.23	24.3	10.74
Children	413	60.73	41.7	20.87

Spring 1986

	Participation		Program Hours	Percent of Population
	Total	Percent	Percent	(1980)
Elderly	0	0	0	23.9
Adult	350	25.14	26.6	44.48
Teens	25	1.79	5.9	10.74
Children	1016	72.98	67.5	20.87

## Participants per Program Hour

	Winter	Spring
Elderly	0	0
Adult	7.28	9.72
Teens	8.7	3.12
Children	17.21	11.1

## ADEQUACY OF PROGRAM HOUR OFFERINGS FOR AGE GROUPS

-----  
 Based on Ratio of Program Hours for Age Groups To Their Proportion  
 of the Service Area Population

## Winter

Elderly seem to lack winter program hours

Adults seem to be adequately served by winter program hours

Teens seem to be adequately served by winter program hours

Children seem to be adequately served by winter program hours

## Spring

The Elderly seem to lack spring program hours

Adults seem to be adequately served by spring program hours

Teens seem to lack spring program hours

Children seem to be adequately served by spring program hours

## FACILITIES, STAFF AND PROGRAMS REQUESTED BY CENTER DIRECTOR, IF ANY

-----  
 exercise equip.

Dance/Gym Instructor

Dance Classes; Gym Class; Ceramics

Center: Mozley Park Phone: 758-1903

Recreation District: 5 City Council District: 3

Director: Perdue, Patricia

Operating Hours: Mon.- Fri. 11:00am-8:30pm

Peak Hours: 11:00am - 7:30p BIIPS Building Number: MOZL000001

NOTE: BLANKS INDICATE THAT DATA WAS NOT AVAILABLE TO THE CONSULTANT TEAM AT THE TIME OF ANALYSIS.

#### STAFF

---

##### Staff:

Perdue, Patricia \ Monroe,Karl \ Davis, Jennifer

##### Staff Specialties:

Perdue=CD 2,Art&Cra,Phys.Fit.\*,Arts\* \ Monroe=RL 1,Spor(Basktbl,TablTe

##### Staff Certificates:

Perdue=Art \ Monroe=B.A. \ Davis=B.A.

#### DEMOGRAPHICS

---

Service Area Population (1980): 6854 Projected 1990: 6156

Projected 2000: 5869

##### Population Disribution (1980)

Number of Children: 1077 Percentage Children: 15.71

Number of Teens: 607 Percentage Teens: 8.85

Number of Adults: 2826 Percentage Adults: 41.24

Number of Elderly: 2343 Percentage Elderly (55+): 34.18

#### ACCESS

---

Is there direct access to MARTA without crossing a street? yes

Is there access to the building without stairs? yes



## COMPETING FACILITIES

-----

Competing facilities in the service area:

## PROGRAMS

-----

Program Participation, Hours, and Population Profile

Winter 1986

	Participation		Program Hours	Percent of Population
	Total	Percent	Percent	(1980)
Elderly	124	27.43	26.3	34.18
Adult	42	9.29	11.9	41.24
Teens	72	15.92	19.5	8.85
Children	213	47.12	42.4	15.71

Spring 1986

	Participation		Program Hours	Percent of Population
	Total	Percent	Percent	(1980)
Elderly	133	23.96	15.5	34.18
Adult	167	30.09	13.6	41.24
Teens	35	6.3	12.2	8.85
Children	219	39.45	51	15.71

Participants per Program Hour

	Winter	Spring
Elderly	8	8.58
Adult	6	16.7
Teens	6.26	3.89
Children	8.52	5.84

ADEQUACY OF PROGRAM HOUR OFFERINGS FOR AGE GROUPS

-----  
 Based on Ratio of Program Hours for Age Groups To Their Proportion  
 of the Service Area Population

Winter

The elderly seem to be adequately served by winter program hours

Adults seem to lack winter program hours

Teens seem to be adequately served by winter program hours

Children seem to be adequately served by winter program hours

Spring

The elderly seem to be adequately served by spring program hours

Adults seem to lack spring program hours

Teens seem to be adequately served by spring program hours

Children seem to be adequately served by spring program hours

FACILITIES, STAFF AND PROGRAMS REQUESTED BY CENTER DIRECTOR, IF ANY

-----  
 Equip. for new programs

Football; Track; Gym; Weight Training

RECREATION CENTER DATABASE

43

Center: Perry Homes Phone: 792-1637

Recreation District: 5 City Council District: 9

Director: Everett, Jerry

Operating Hours: Mon.- Tue. 11am-9pm Weds.-

Peak Hours: BIIPS Building Number: (A.H.A.)

NOTE: BLANKS INDICATE THAT DATA WAS NOT AVAILABLE TO THE CONSULTANT TEAM AT THE TIME OF ANALYSIS.

STAFF

---

Staff:  
Everett, Jerry CDIII/ Garrett, Brenda CDI/ Hillsman, Sarah RLI/ Floyd,

Staff Specialties:  
Athletics, Ceramics, Sewing, Table Games, Arts & Crafts, Tutorial,

Staff Certificates:  
Everett= M.A Rec./ Garrett= 3 yrs of College/ Hillsman= B.S. Elem. Ed.  
Floyd= H.S. Diploma

DEMOGRAPHICS

---

Service Area Population (1980): 6918 Projected 1990: 6456  
Projected 2000: 6525

Population Distribution (1980)

Number of Children: 2391	Percentage Children: 34.61
Number of Teens: 947	Percentage Teens: 13.71
Number of Adults: 2877	Percentage Adults: 41.64
Number of Elderly: 694	Percentage Elderly (55+): 10.04

ACCESS

---

Is there direct access to MARTA without crossing a street? yes

Is there access to the building without stairs? yes

## COMPETING FACILITIES

-----

Competing facilities in the service area:

## PROGRAMS

-----

Program Participation, Hours, and Population Profile

Winter 1986

	Participation		Program Hours	Percent of Population (1980)
	Total	Percent	Percent	
Elderly	0	0	0	10.04
Adult	561	51.46	45.9	41.64
Teens	98	8.99	1.9	13.71
Children	430	39.44	46	34.61

Spring 1986

	Participation		Program Hours	Percent of Population (1980)
	Total	Percent	Percent	
Elderly	15	1.18	0	10.04
Adult	738	58.52	50.7	41.64
Teens	0	0	0	13.71
Children	507	40.2	49.3	34.61

## Participants per Program Hour

	Winter	Spring
Elderly	0	0
Adult	11.57	13.48
Teens	11.53	0
Children	8.82	9.52

## ADEQUACY OF PROGRAM HOUR OFFERINGS FOR AGE GROUPS

-----  
 Based on Ratio of Program Hours for Age Groups To Their Proportion  
 of the Service Area Population

## Winter

Elderly seem to lack winter program hours

Adults seem to be adequately served by winter program hours

Teens seem to lack winter program hours

Children seem to be adequately served by winter program hours

## Spring

The Elderly seem to lack spring program hours

Adults seem to be adequately served by spring program hours

Teens seem to lack spring program hours

Children seem to be adequately served by spring program hours

## FACILITIES, STAFF AND PROGRAMS REQUESTED BY CENTER DIRECTOR, IF ANY

-----  
 Building Renovation

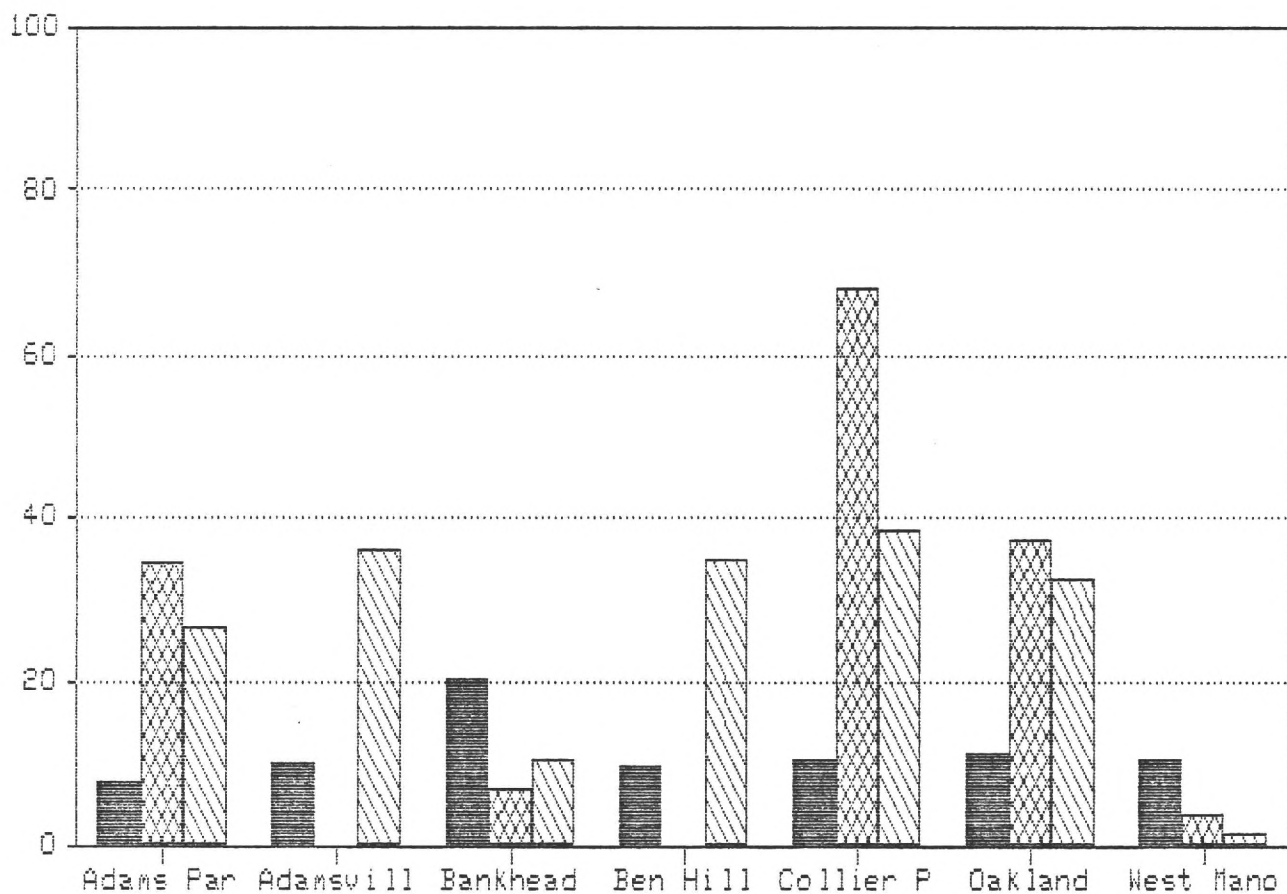
Rec. leaders 1 and 2

Soccer; Gym; Outdoor Rec.

recreation centers

C.

# District 1: Teen Percentages--Spring



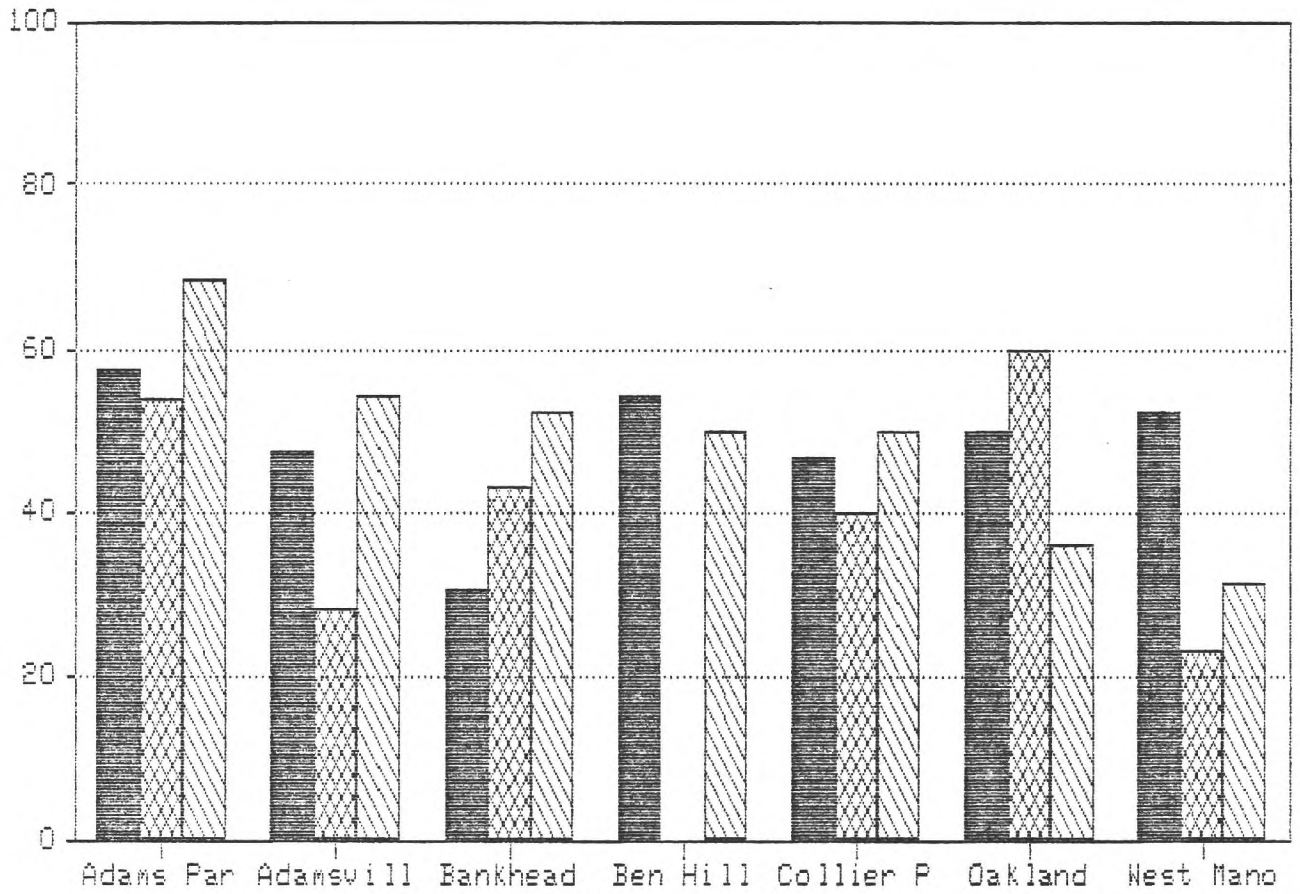
CENTER

Teen %Pop

TeenS %Hours

TeenS %Part

# District 1: Adult Percentages--Winter



CENTER

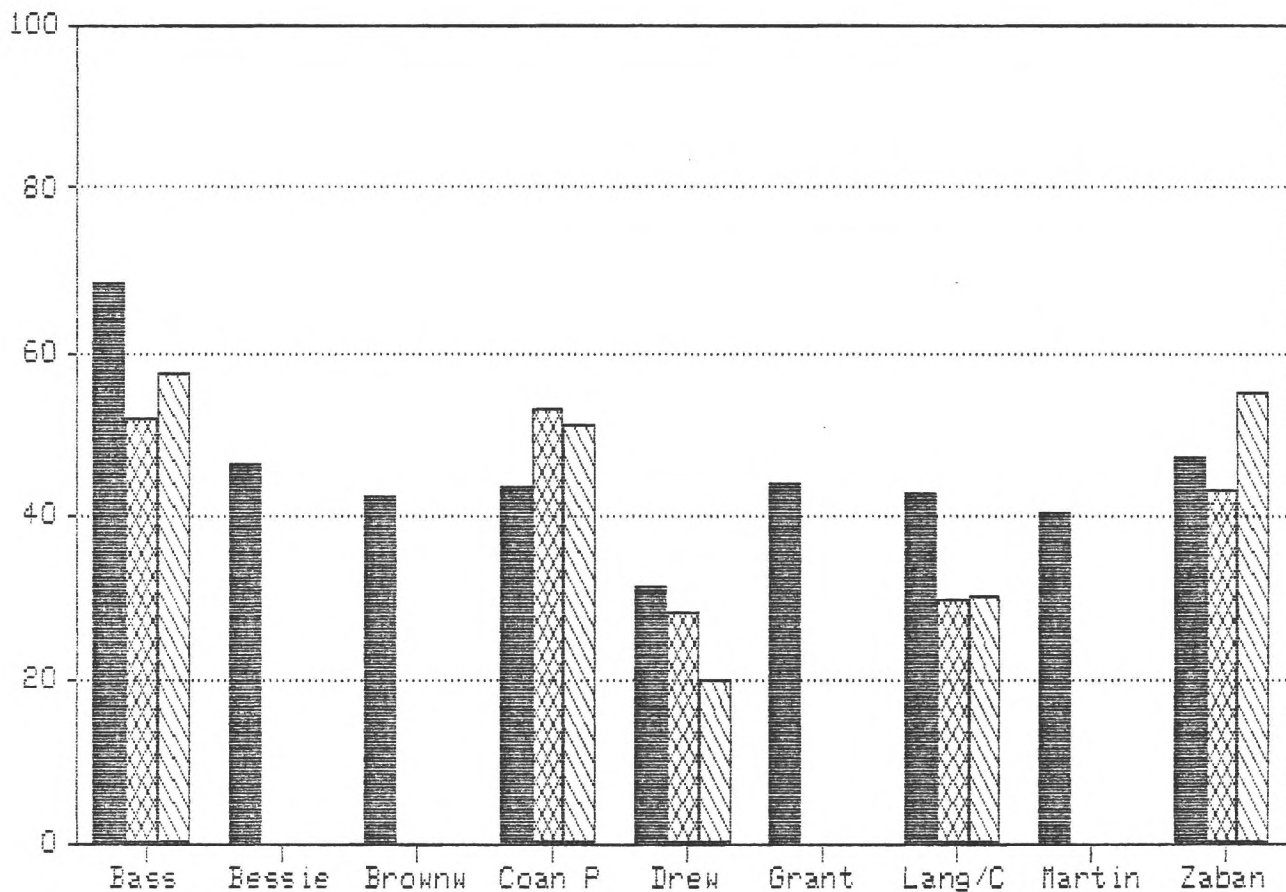
■ Adult %Pop

▩ AdultW %Hours

▨ AdultW %Part



# District 1: Adult Percentages--Spring



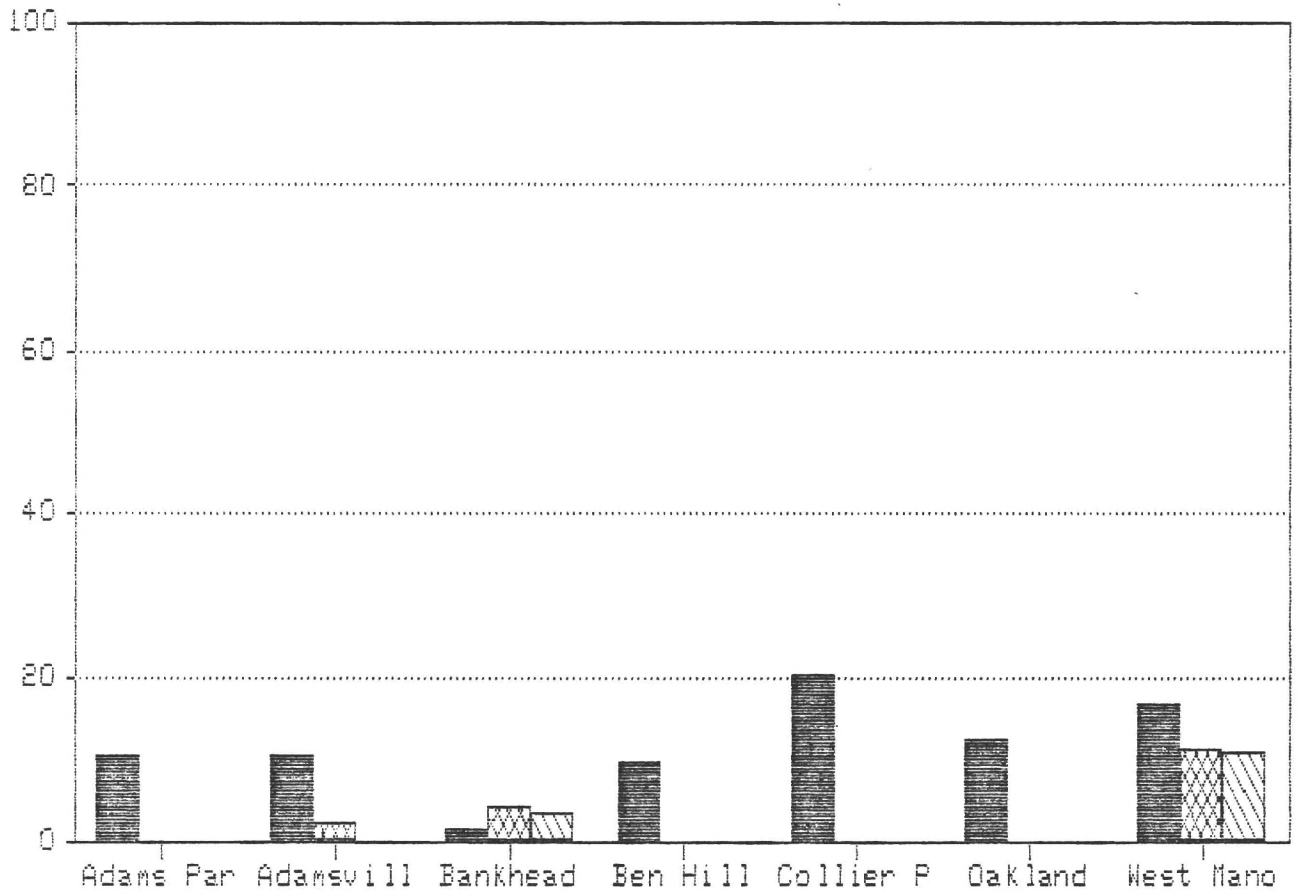
CENTER

■ Adult %Pop

▨ Adults %Hours

▧ Adults %Part

# District 1: Elderly Percentages--Winter



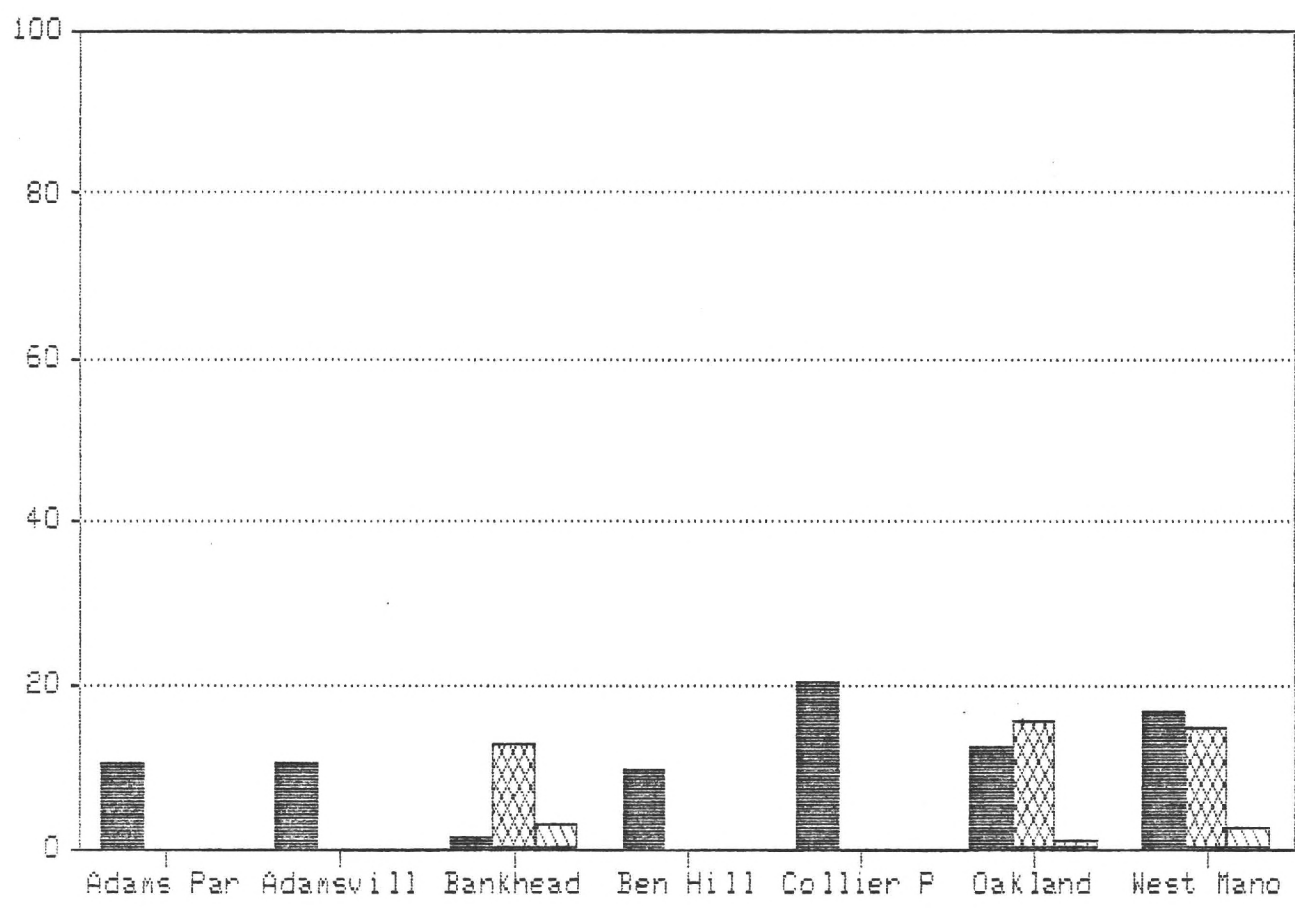
CENTER

█ Elderly %Pop

▩ EldW %Hours

▨ EldW %Part

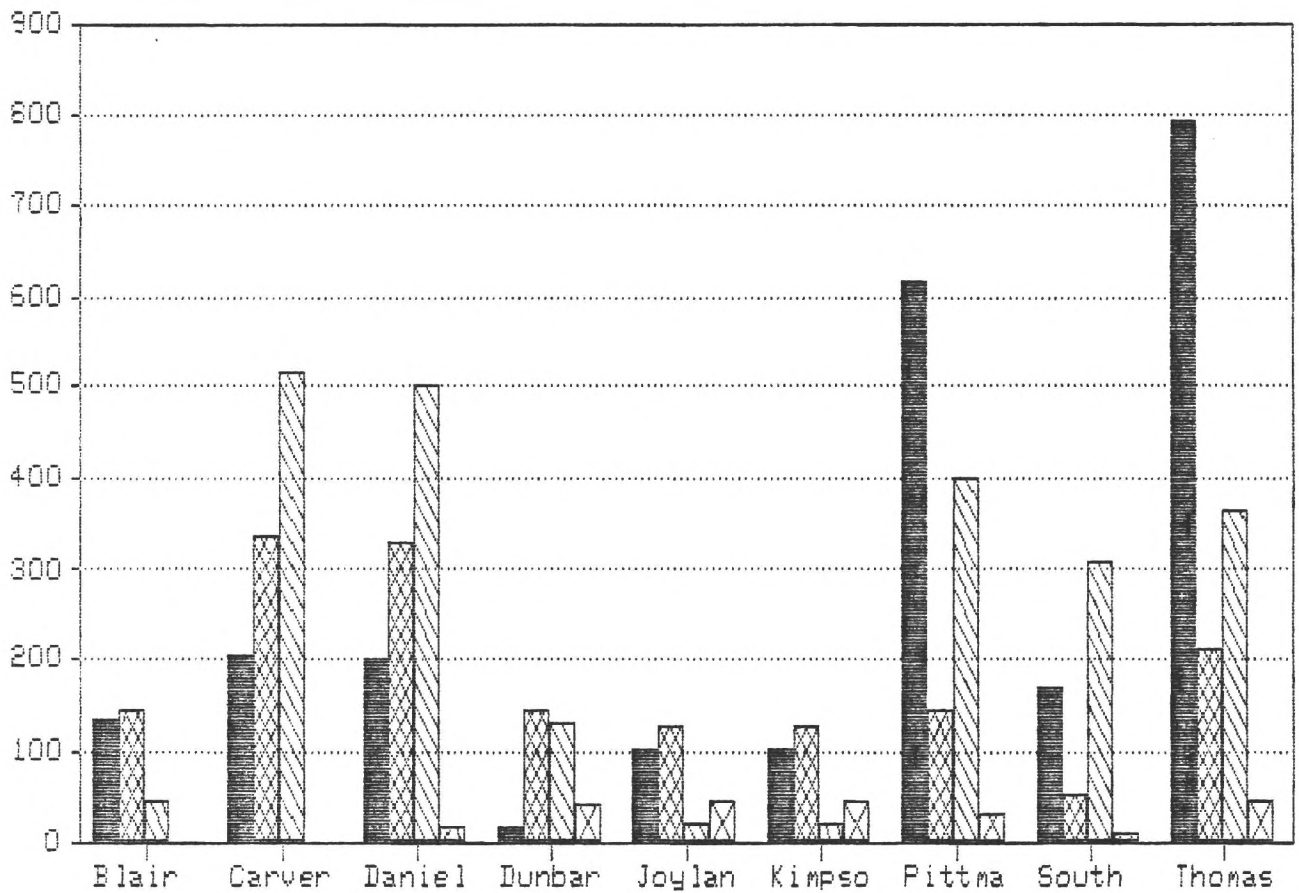
# District 1: Elderly Percentages--Spring



CENTER

Elderly %Pop
  Elds %Hours
  Elds %Part

# District 2: Winter Participation



CENTER

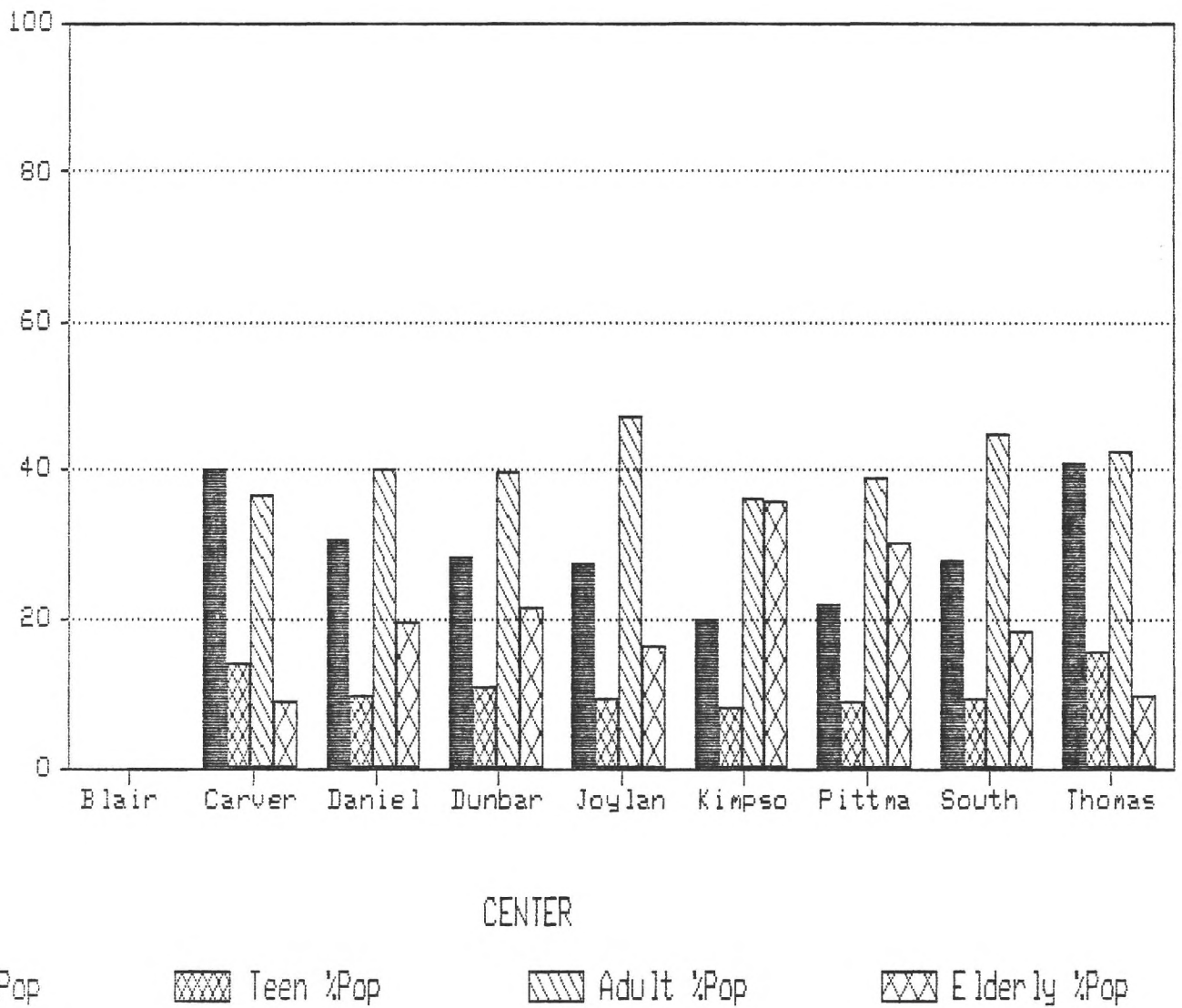
ChildW part

TeenW part

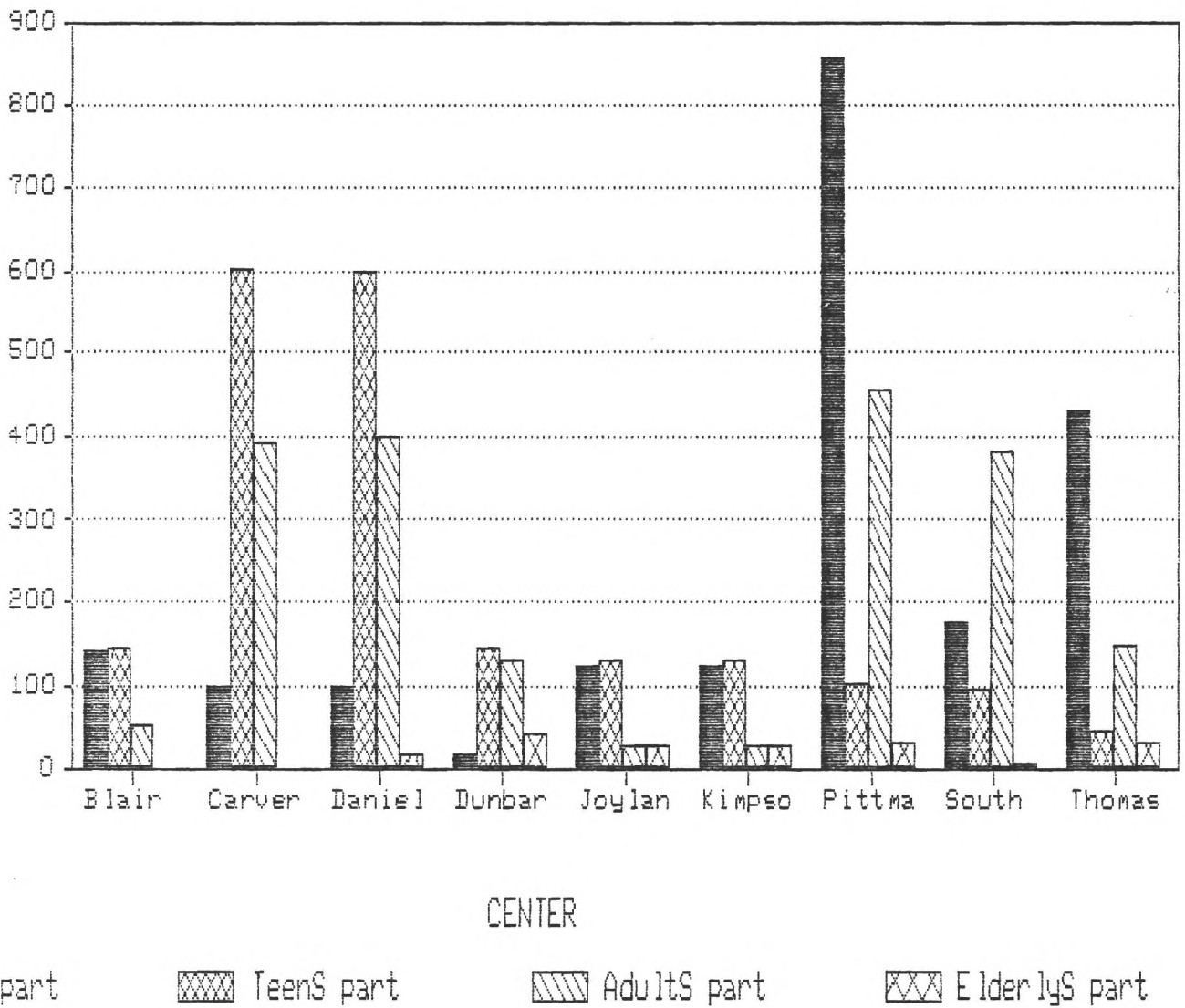
AdultW part

ElderlyW part

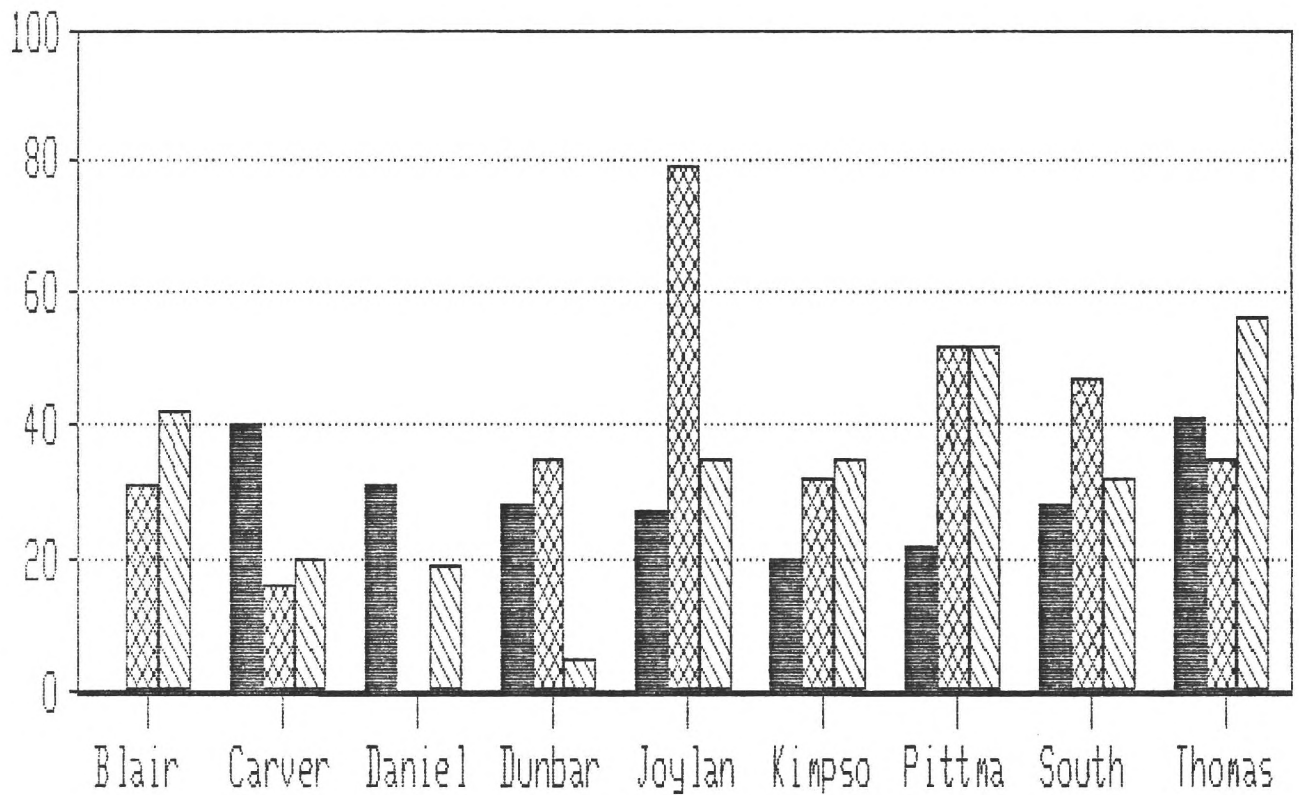
# District 2: Population Distribution--1980



# District 2: Spring Participation



# District 2: Child Percentages--Winter



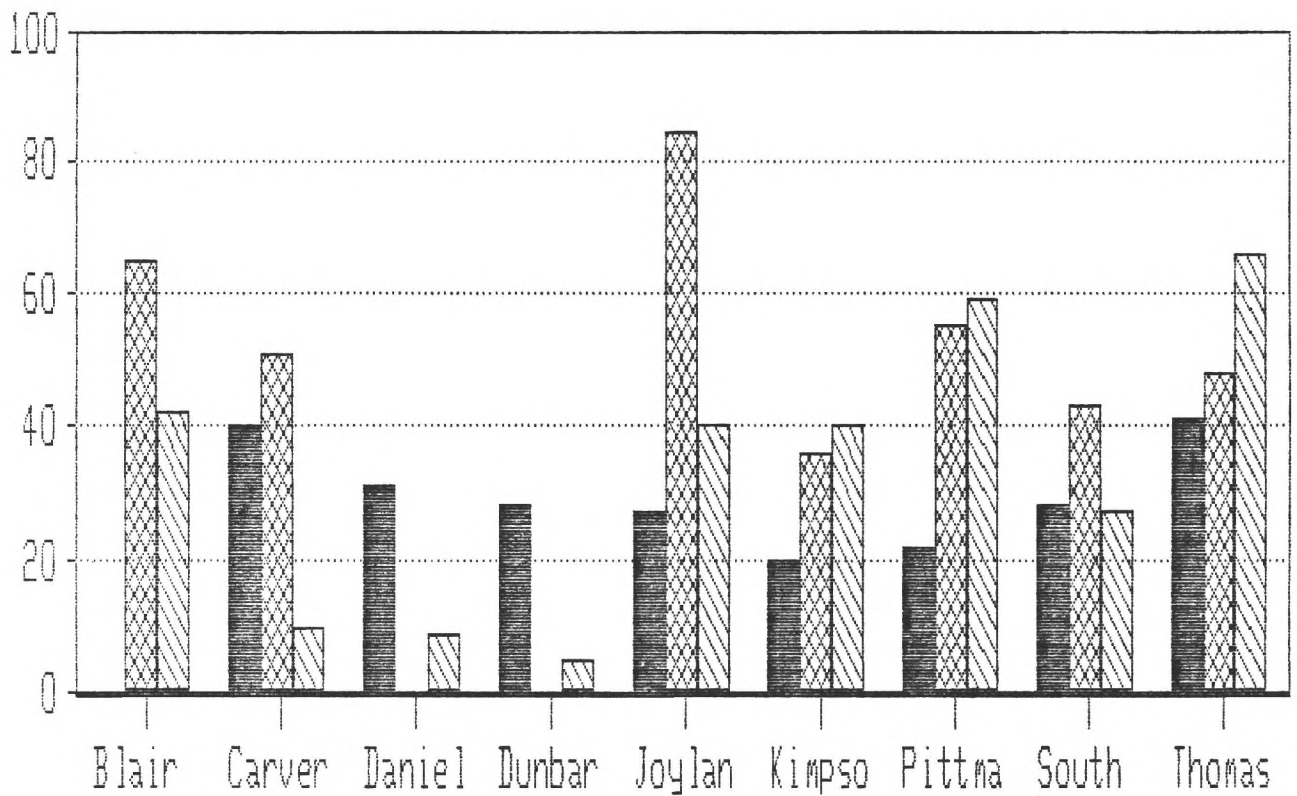
CENTER

Child %Pop

ChildW %Hour

ChildW %Part

# District 2: Child Percentages--Spring



CENTER

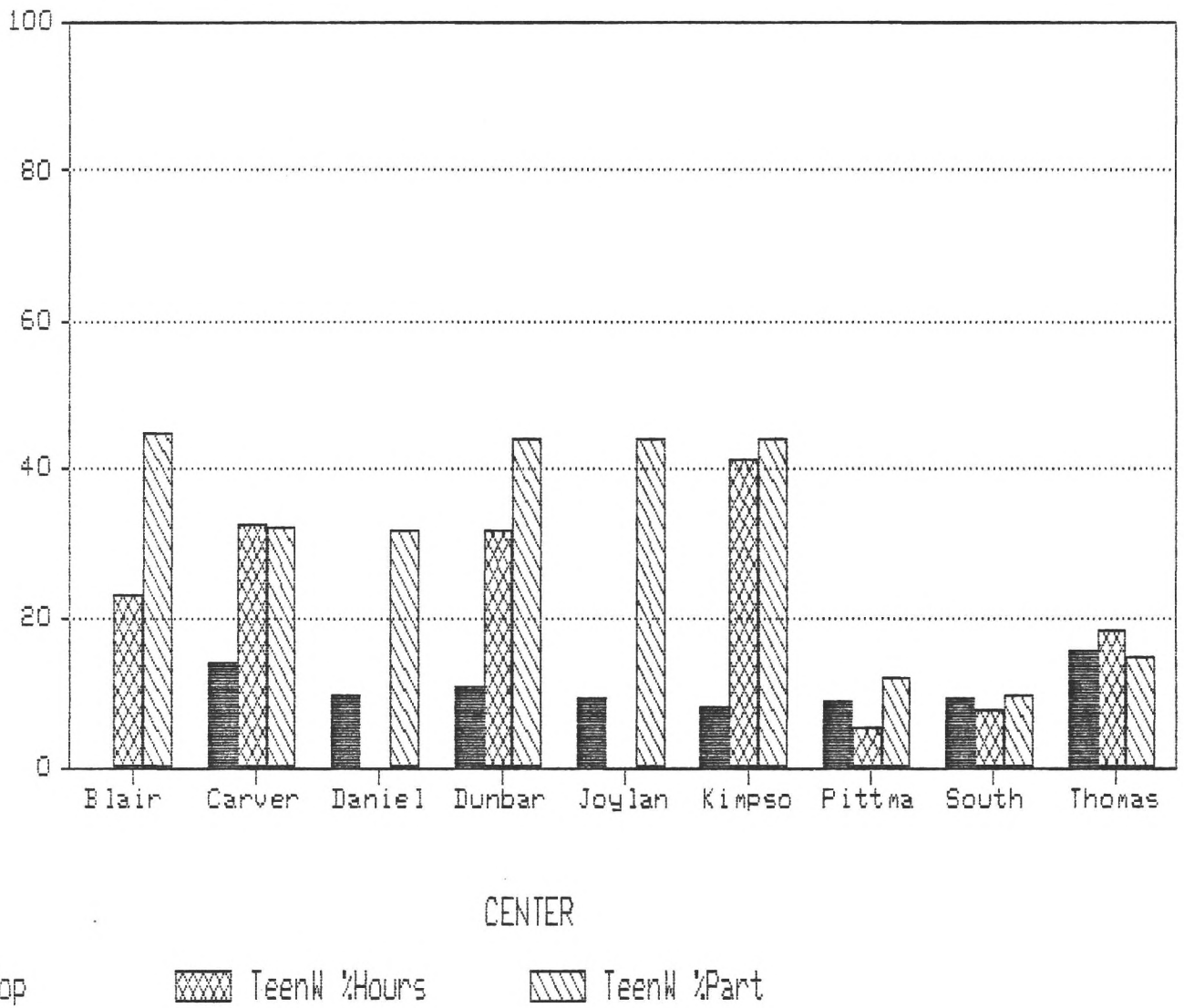
Child %Pop

Childs %Hours

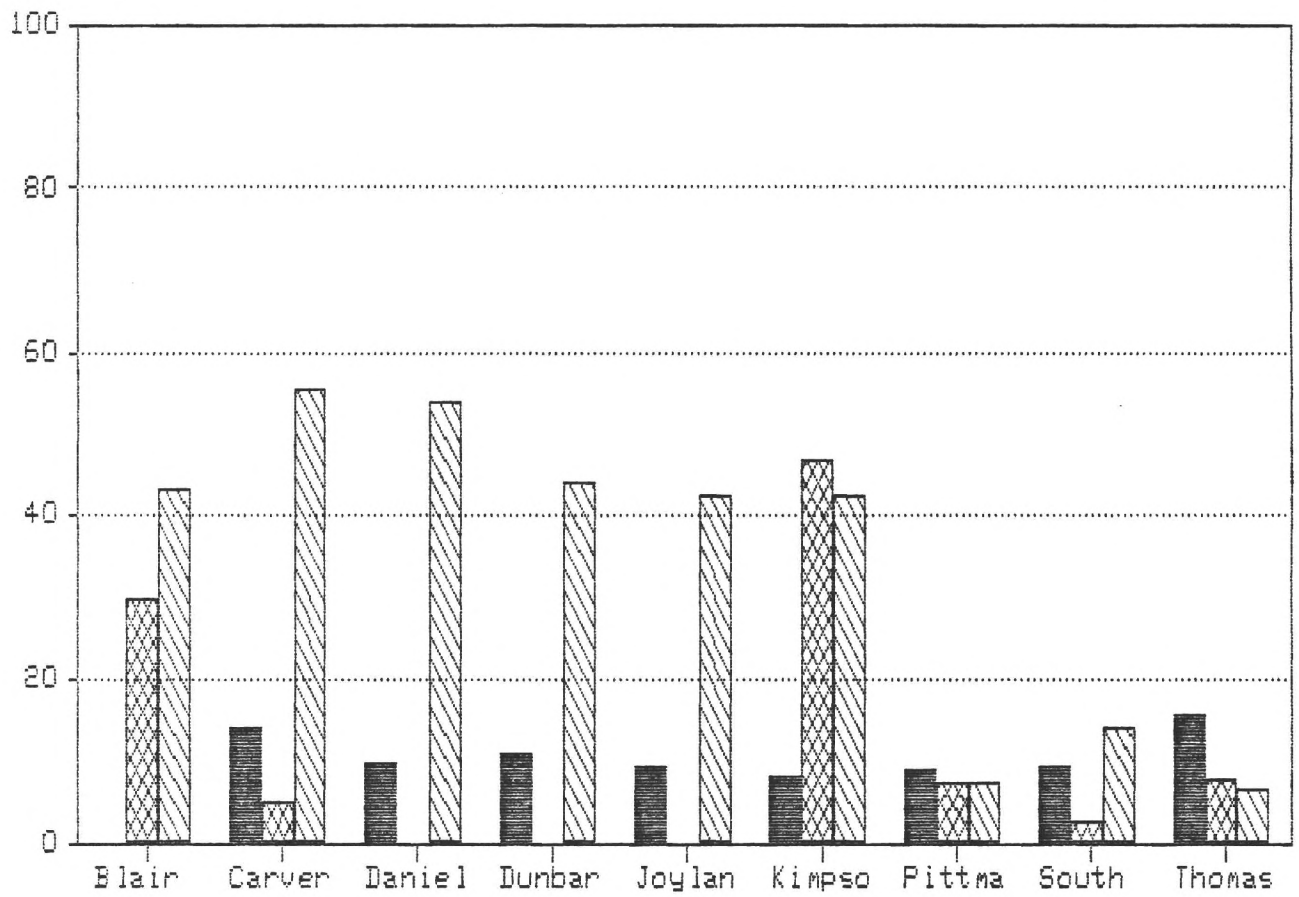
Childs %Part



# District 2: Teen Percentages--Winter



# District 2: Teen Percentages--Spring



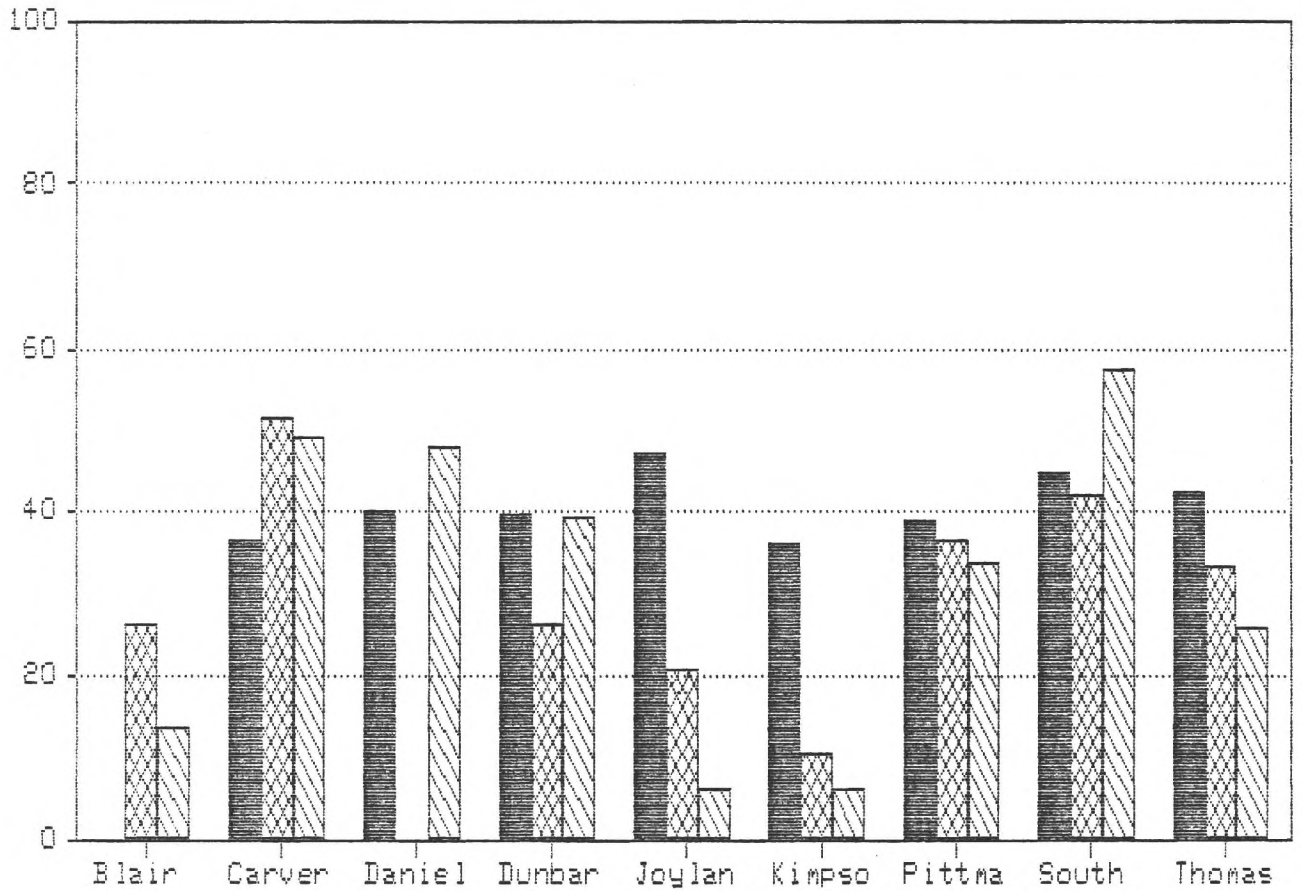
CENTER

■ Teen %Pop

▩ TeenS %Hours

▨ TeenS %Part

# District 2: Adult Percentages--Winter



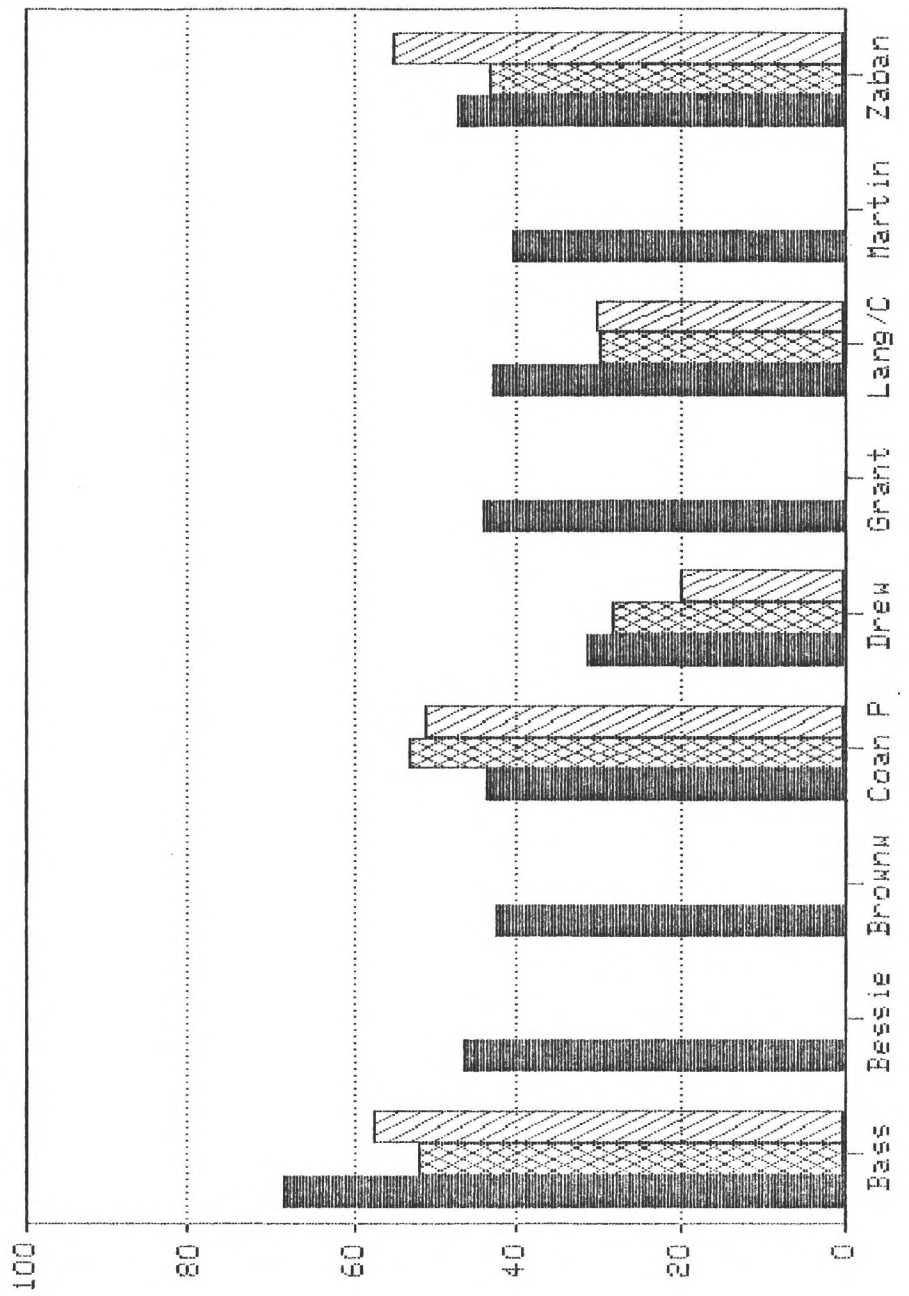
CENTER

Adult %Pop

AdultW %Hours

AdultW %Part

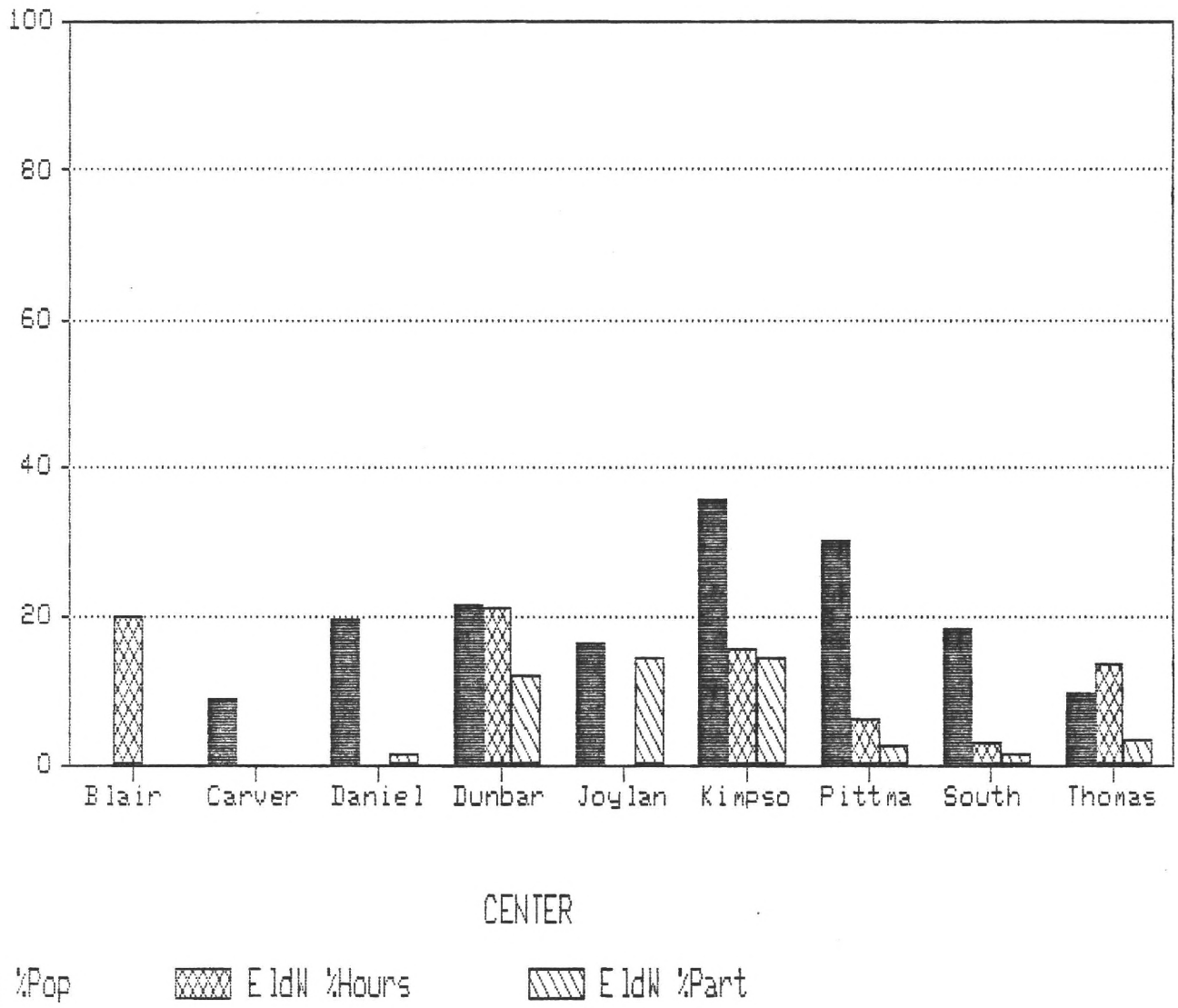
# District 2: Adult Percentages--Spring



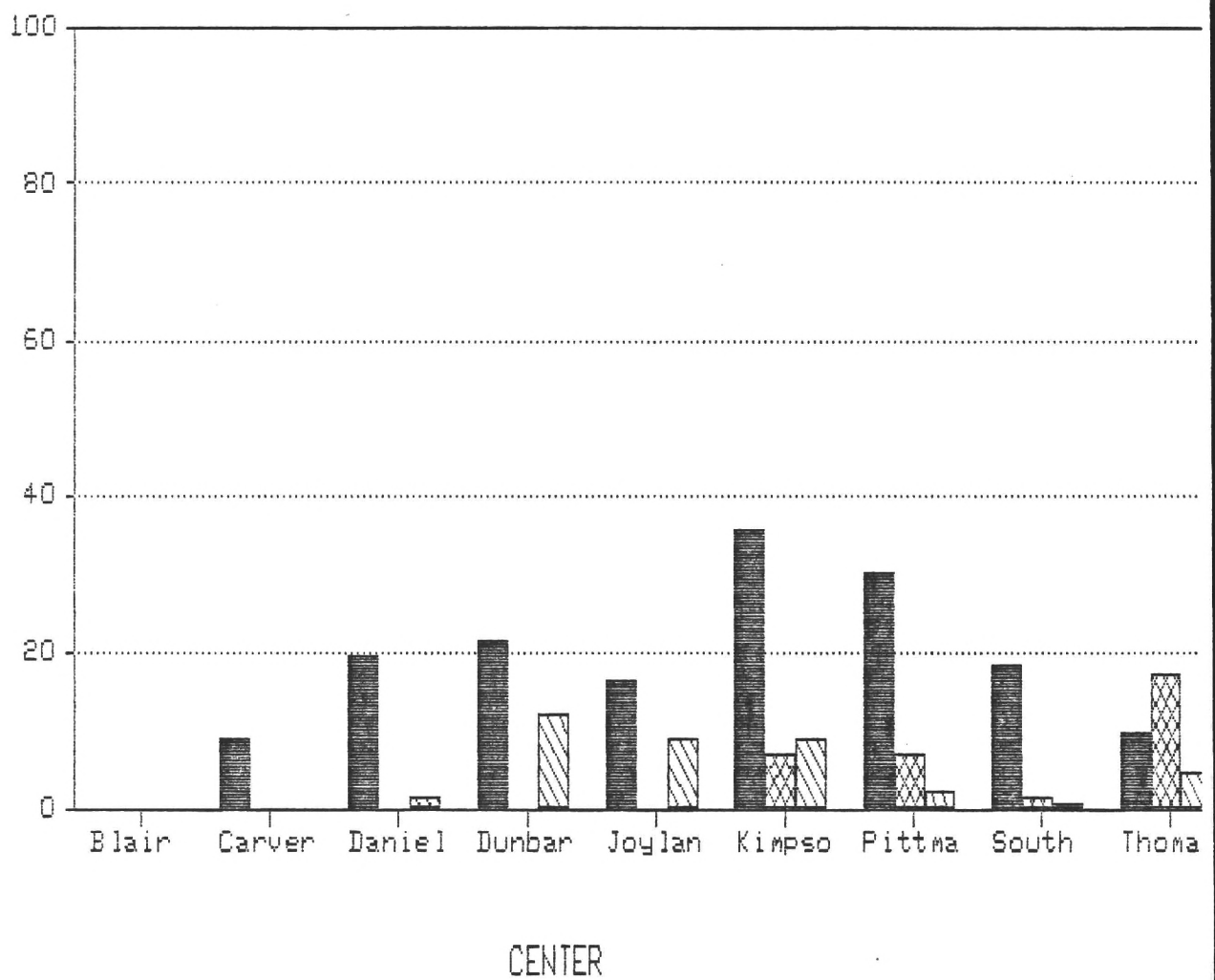
CENTER

Adult %Pop    Adult %Hours    Adult %Part

# District 2: Elderly Percentages--Winter



# District 2: Elderly Percentages--Spring

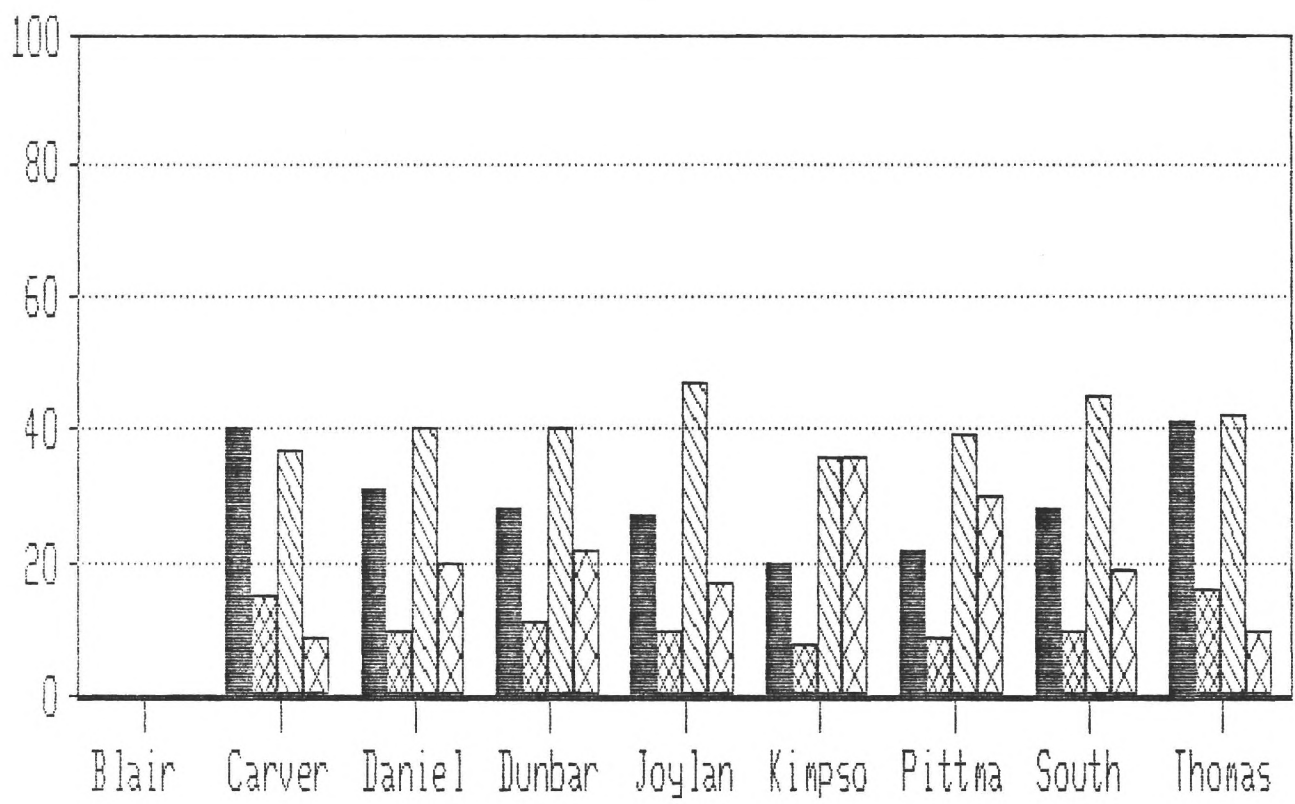


█ Elderly %Pop

▣ EIdS %Hours

▨ EIdS %Part

# District 3: Population Distribution--1980



CENTER

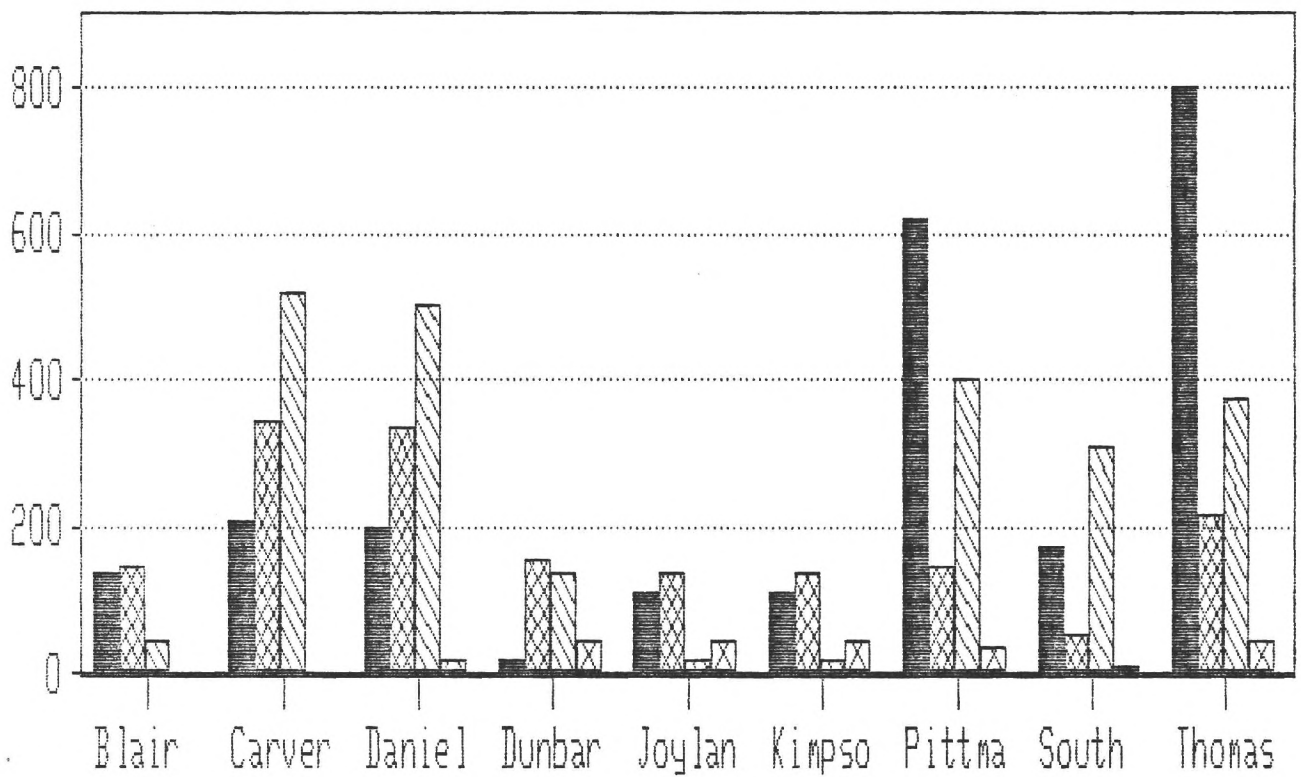
Child %Pop

Teen %Pop

Adult %Pop

Elderly %Pop

# District 3: Participation--Winter



CENTER

ChildW part

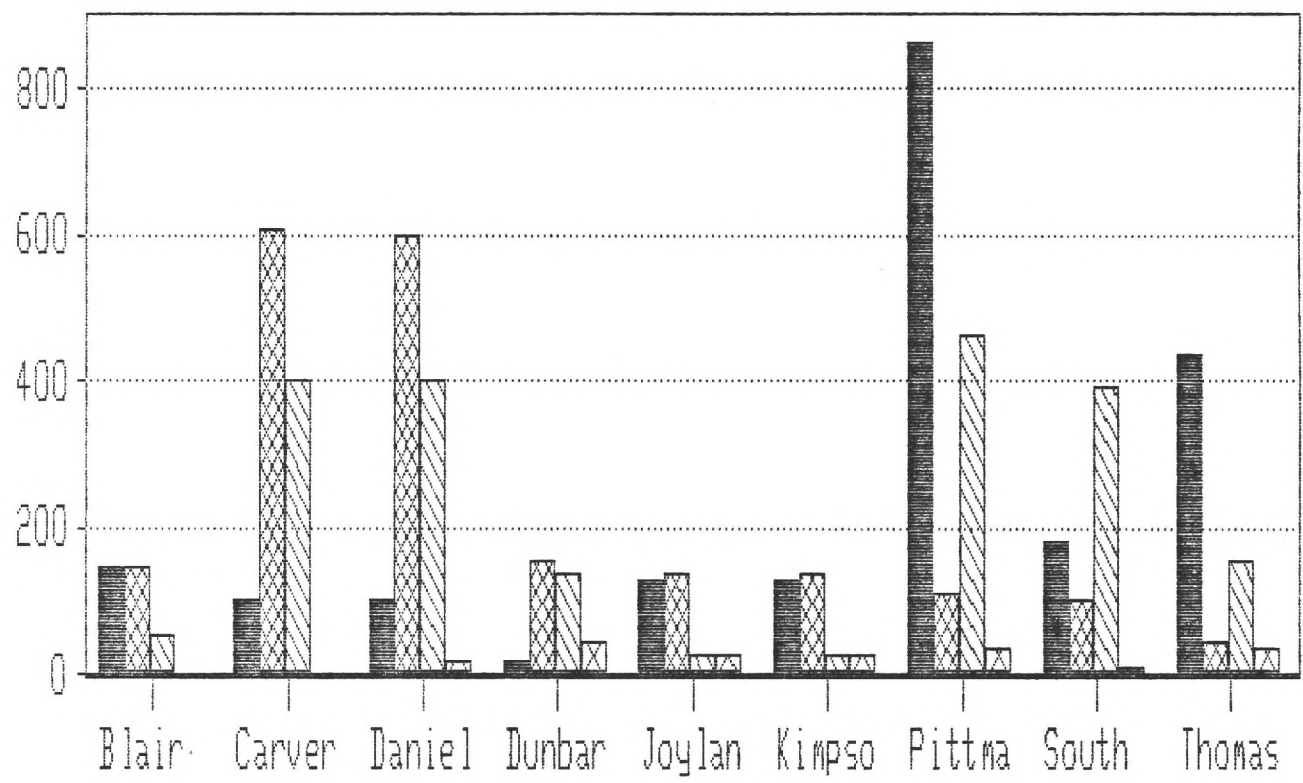
TeenW part

AdultW part

ElderlyW part



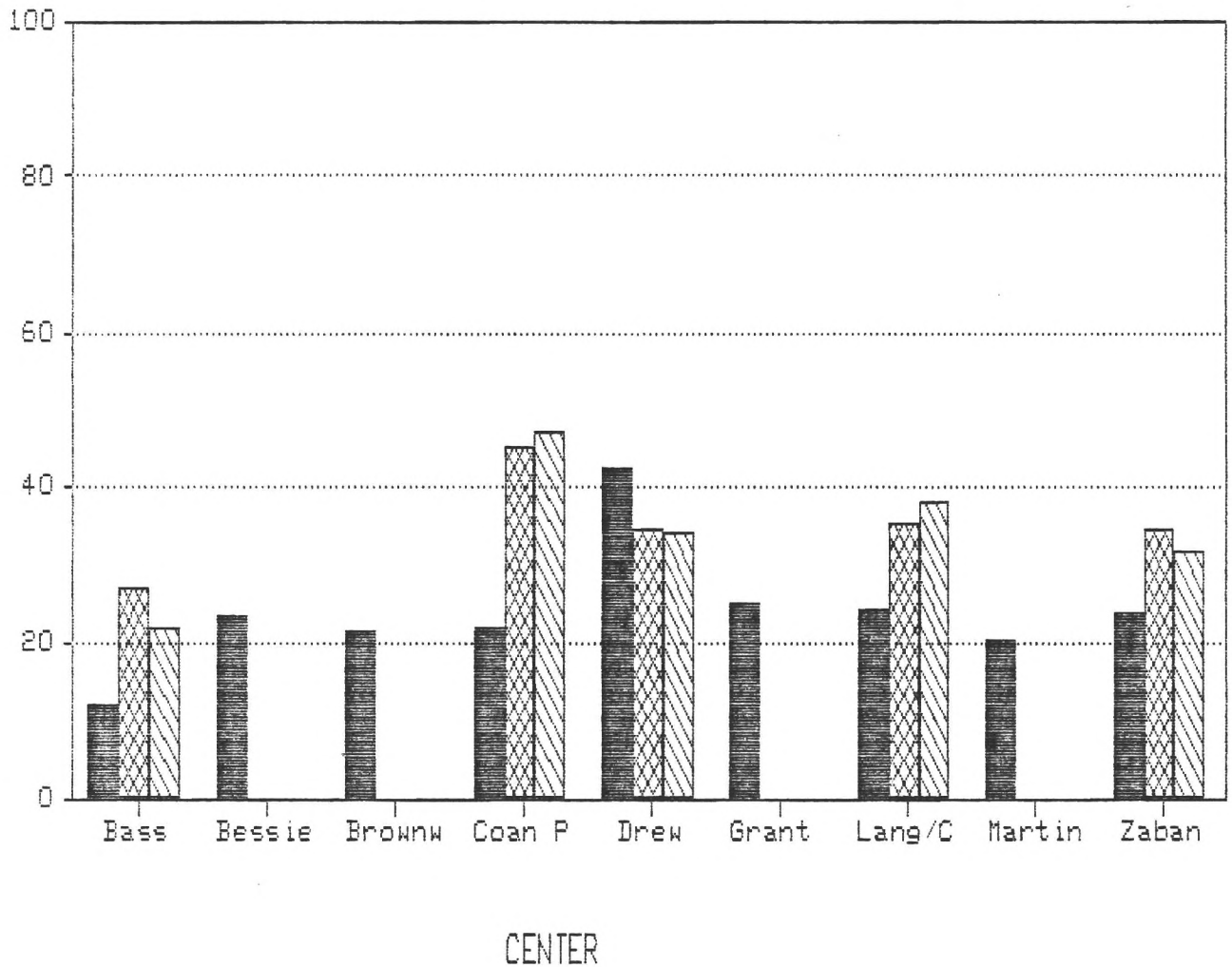
# District 3: Participation--Spring



CENTER

Children's part      Teens part      Adults part      Elderly part

# District 3: Children Percentages--Winter



Child %Pop

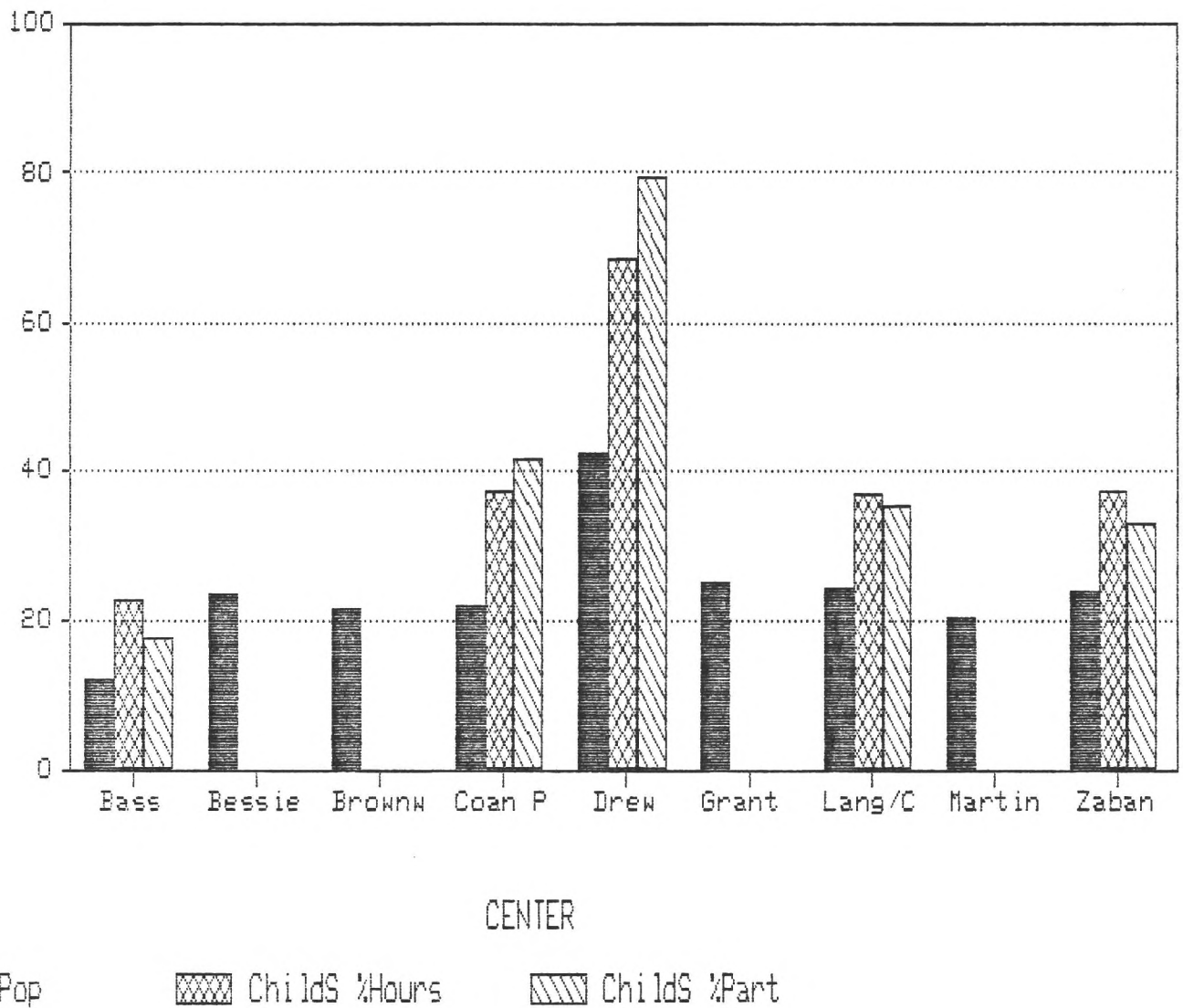


ChildW %Hours

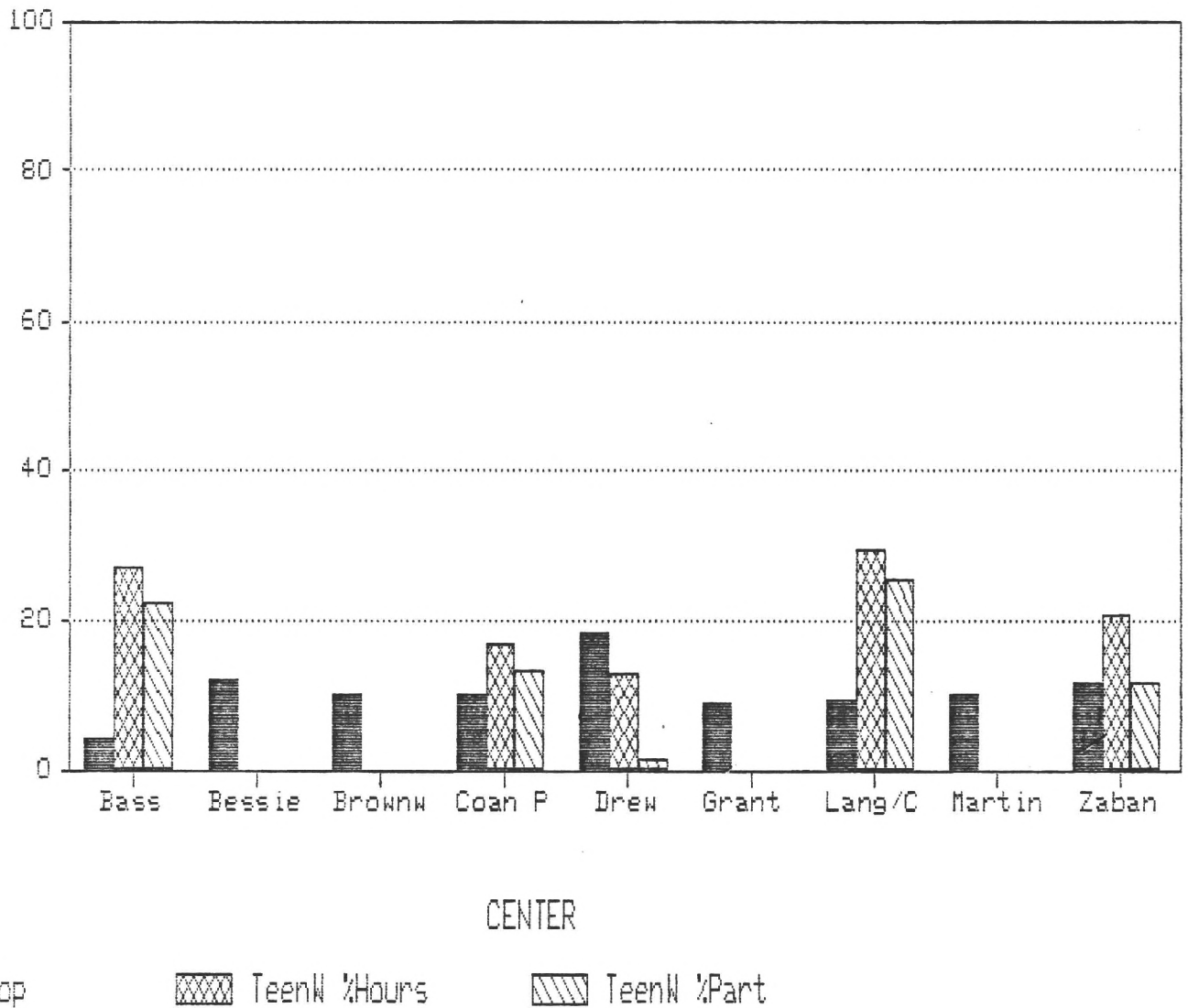


ChildW %Part

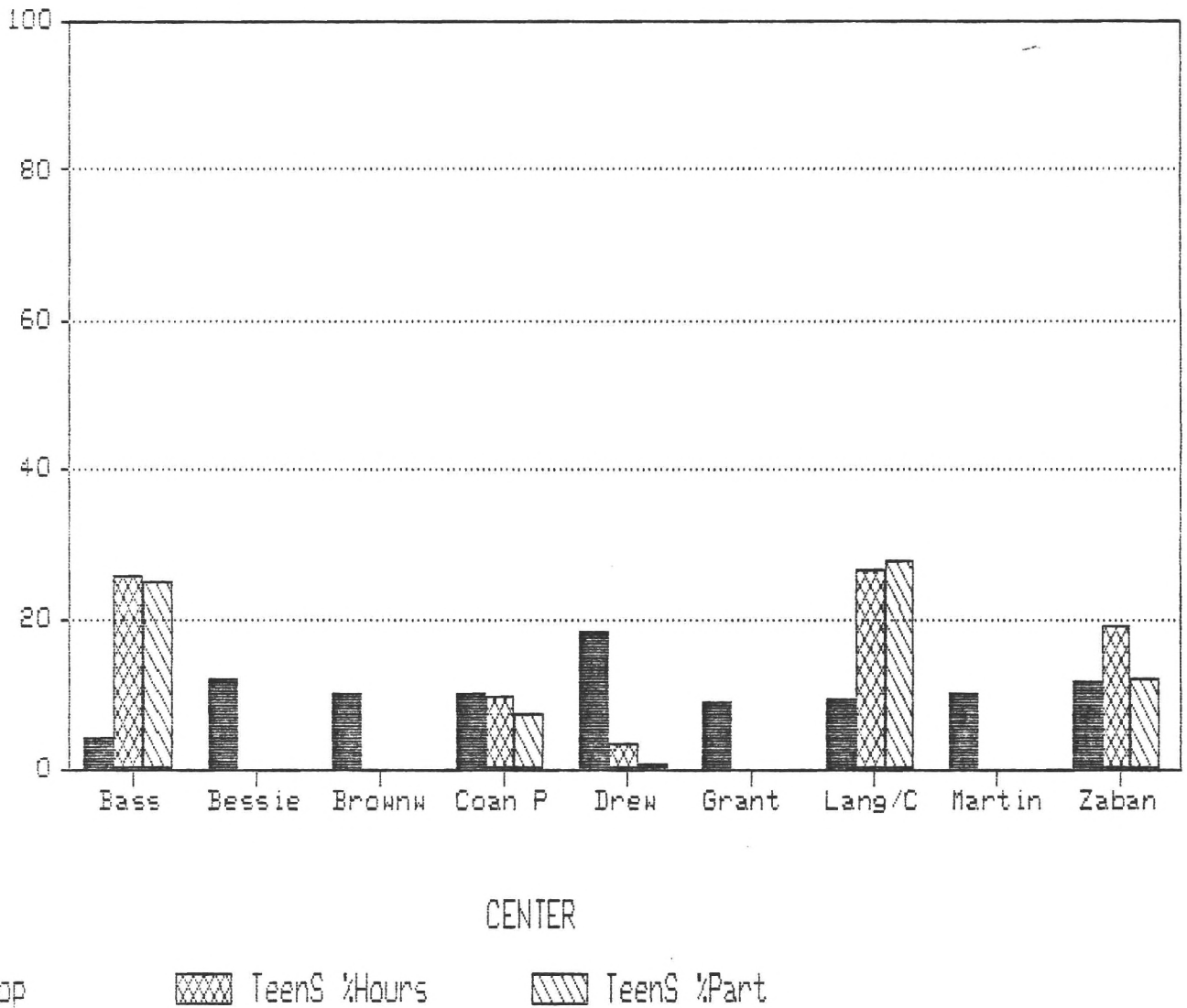
# District 3: Children Percentages--Spring



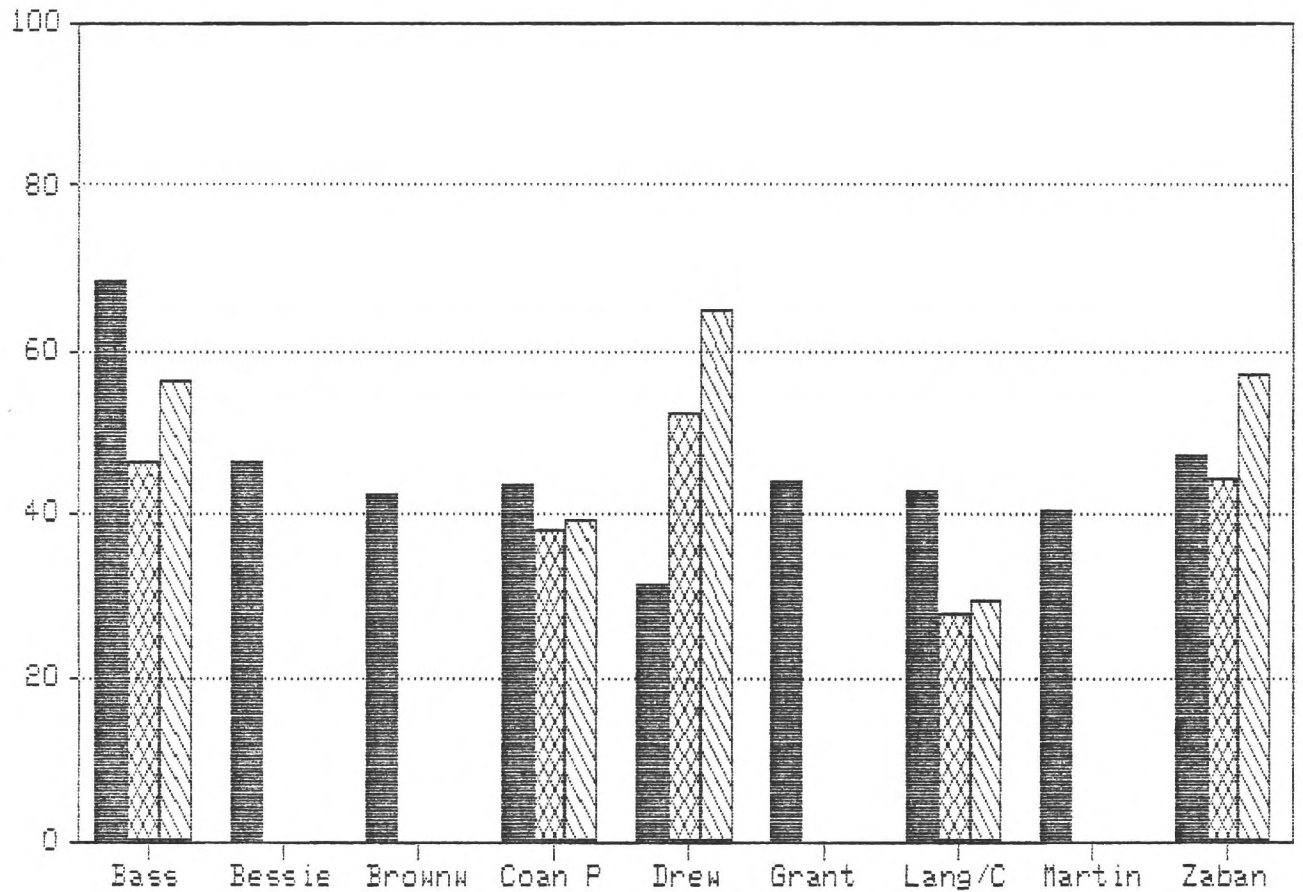
# District 3: Teen Percentages--Winter



# District 3: Teen Percentages--Spring



# District 3: Adult Percentages--Winter



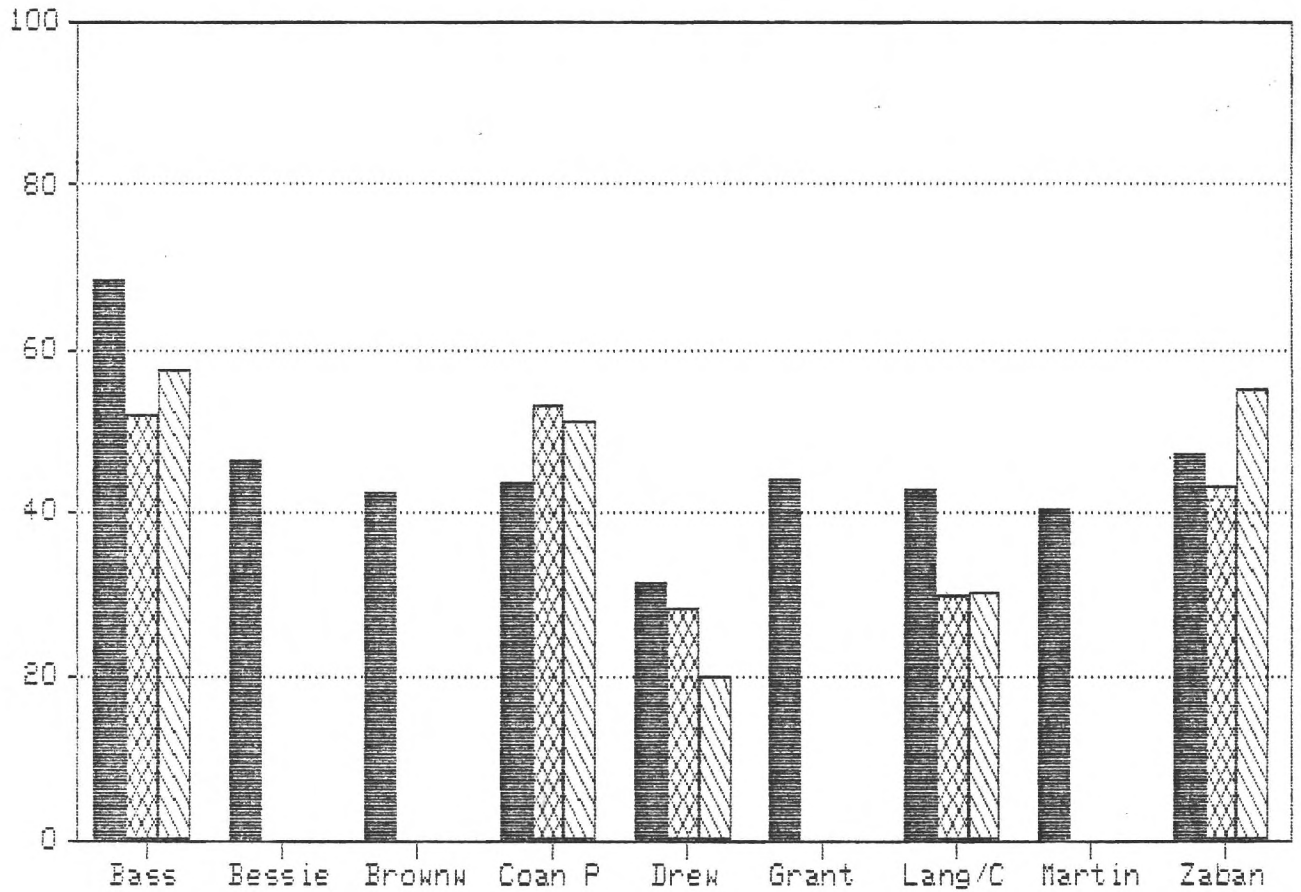
CENTER

■ Adult %Pop

▨ AdultW %Hours

▧ AdultW %Part

# District 3: Adult Percentages--Spring



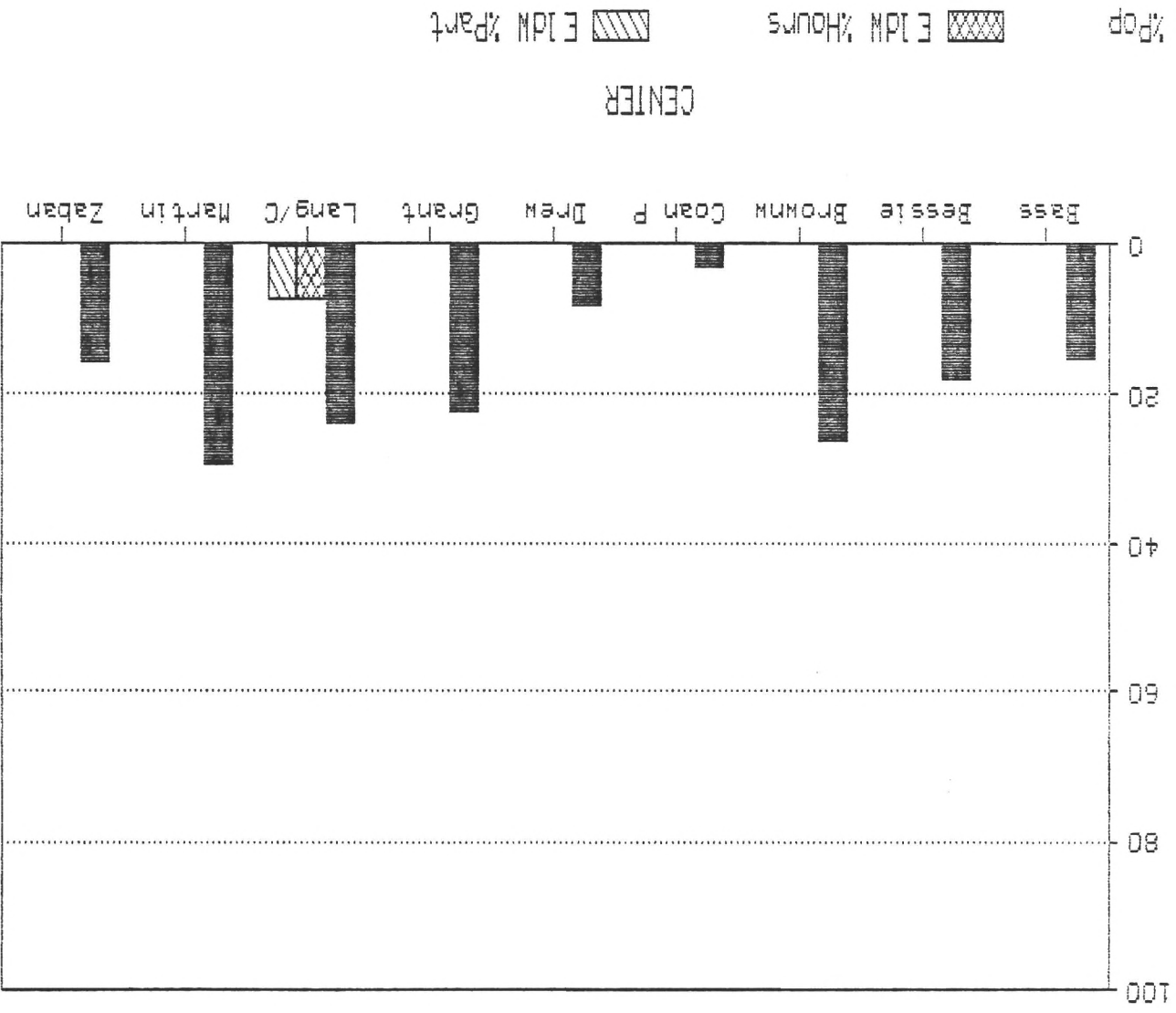
CENTER

■ Adult %Pop

▨ Adults %Hours

▧ Adults %Part

# District 3: Elderly Percentages--Winter

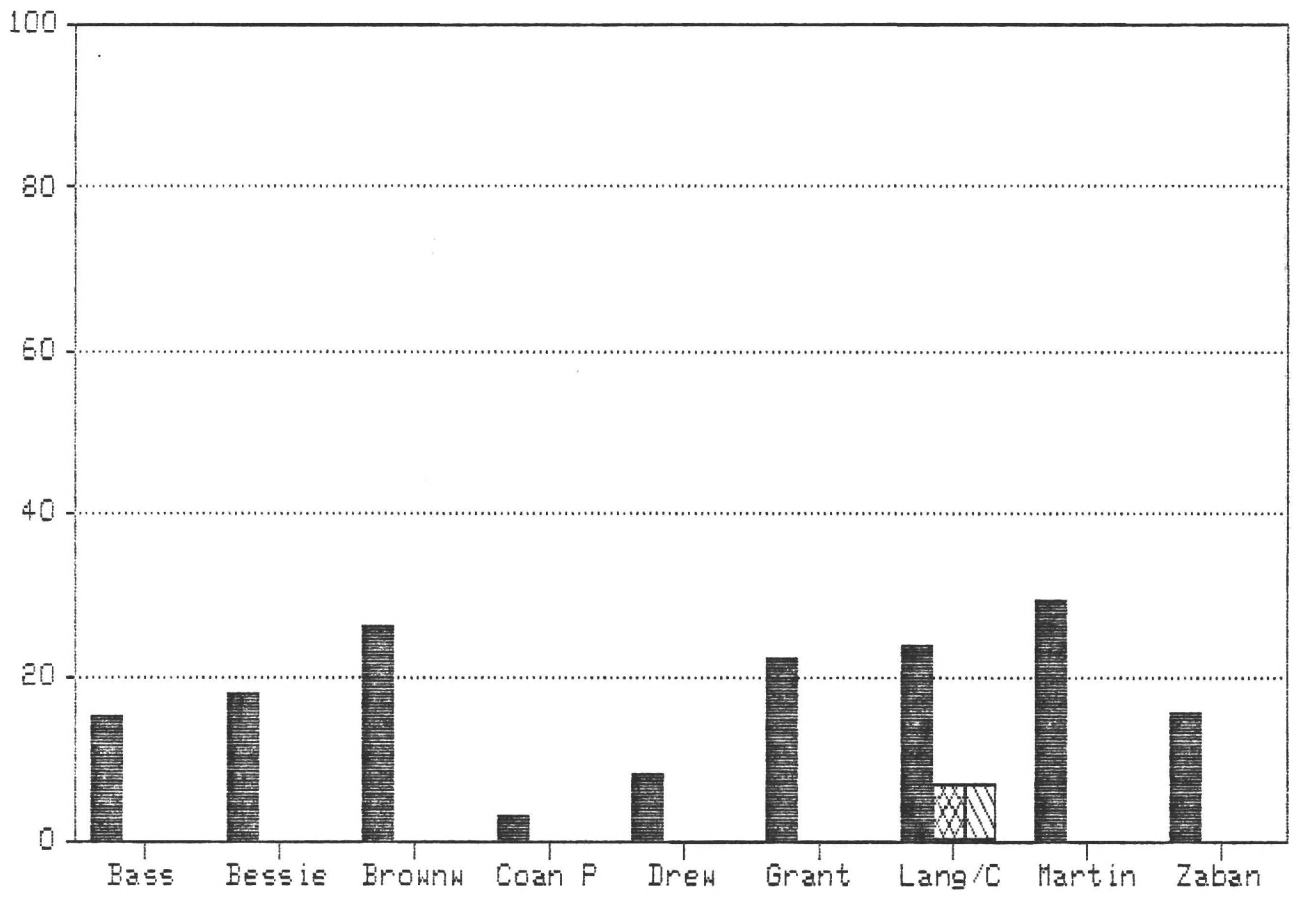


CENTER

Elderly % Hours      Elderly % Pop



# District 3: Elderly Percentages--Spring



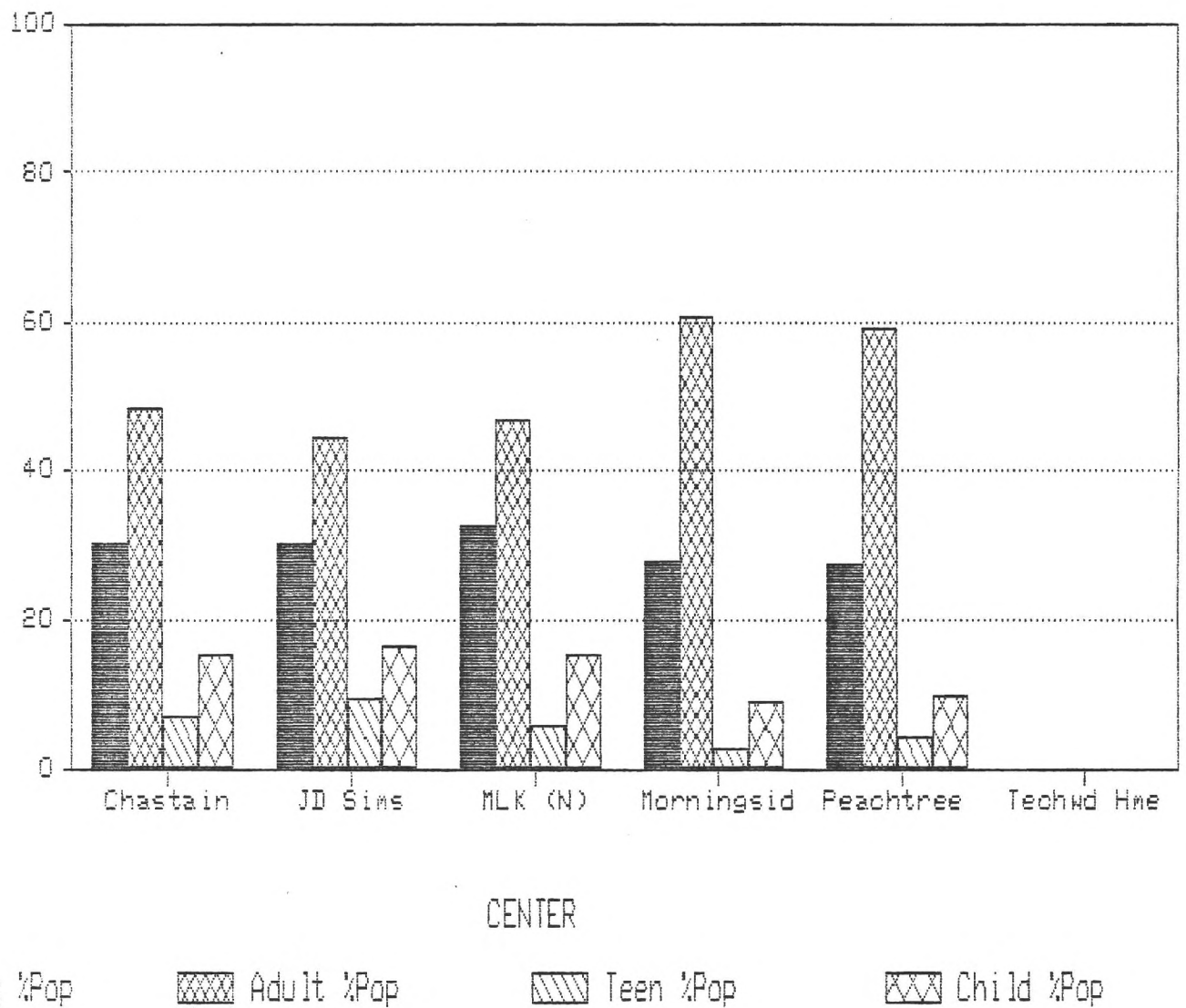
CENTER

Elderly %Pop

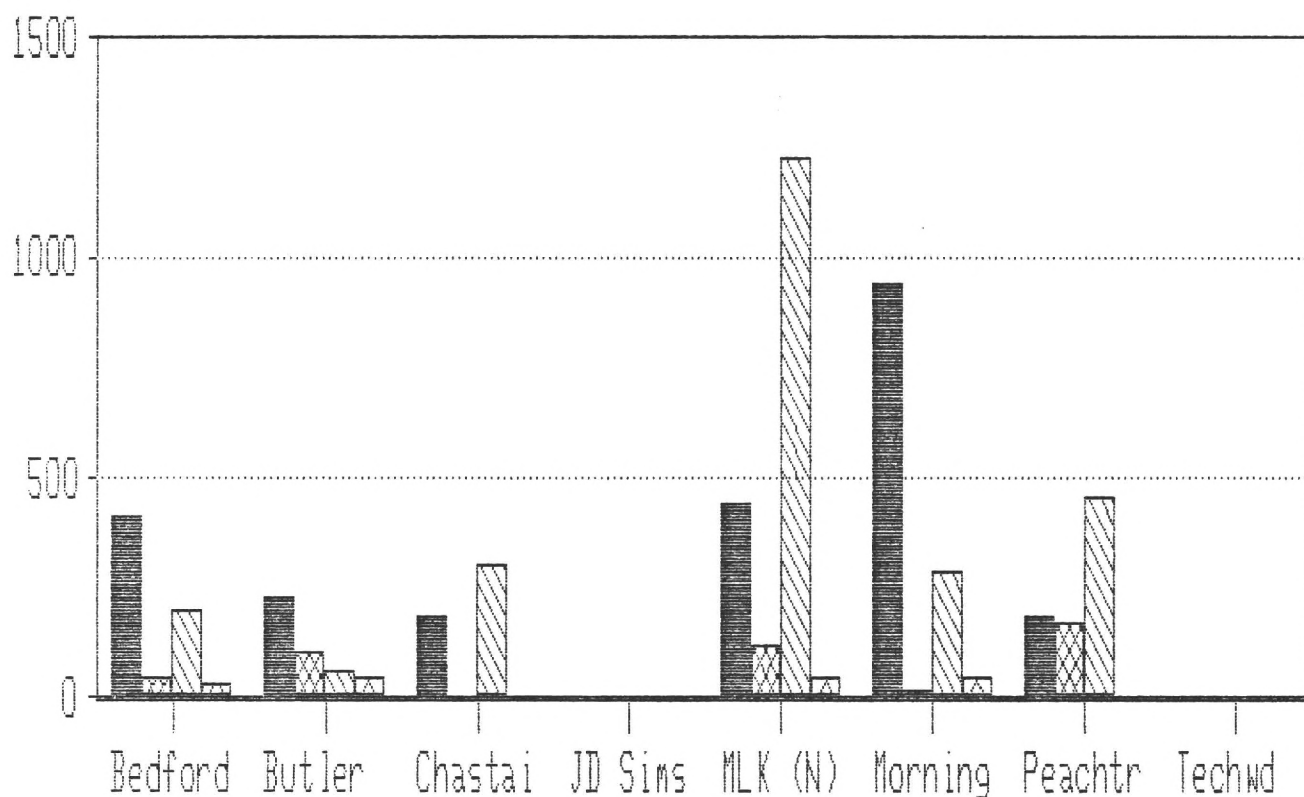
Elds %Hours

Elds %Part

# District 4: Population Distribution--1980



# District 4: Program Participation--Winter



CENTER

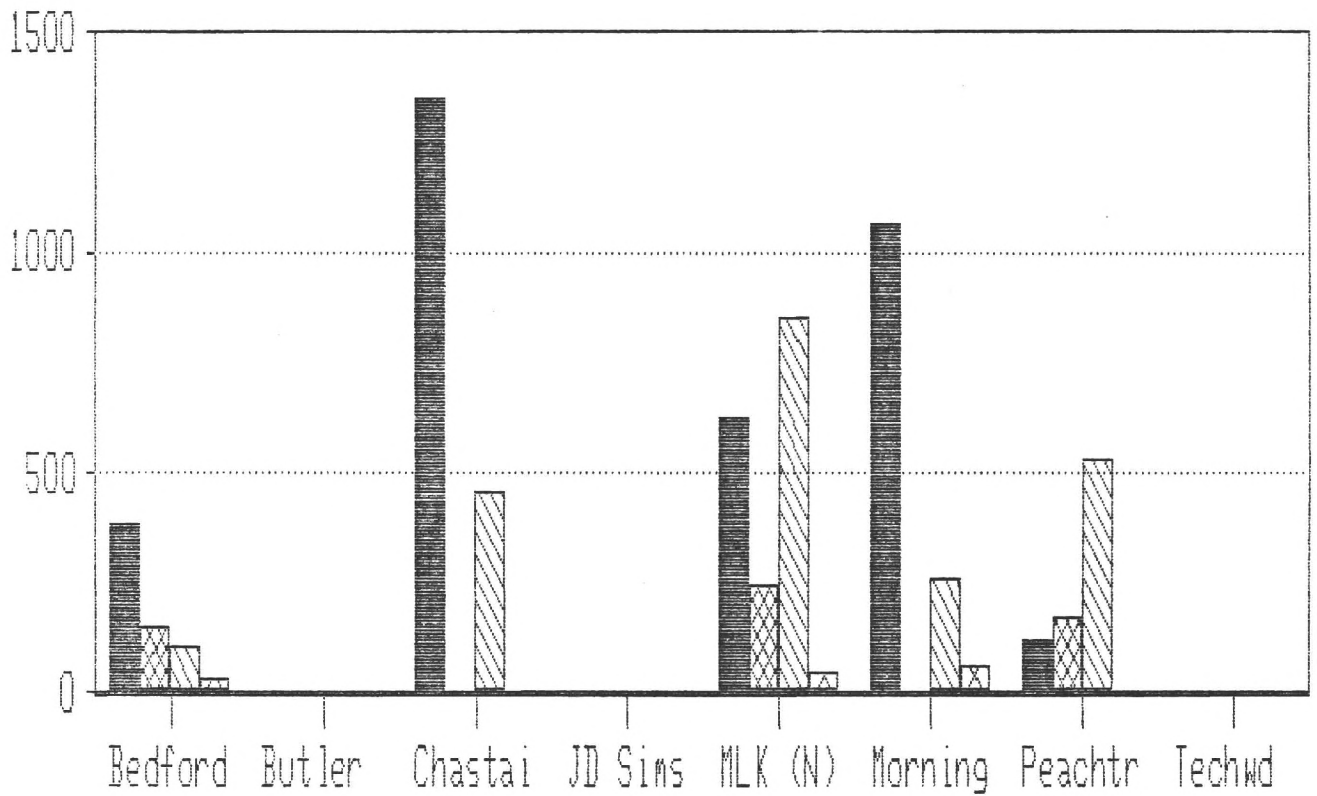
ChildW Part

TeenW Part

AdultW Part

ElderlyW Part

# District 4: Program Participation--Spring



CENTER

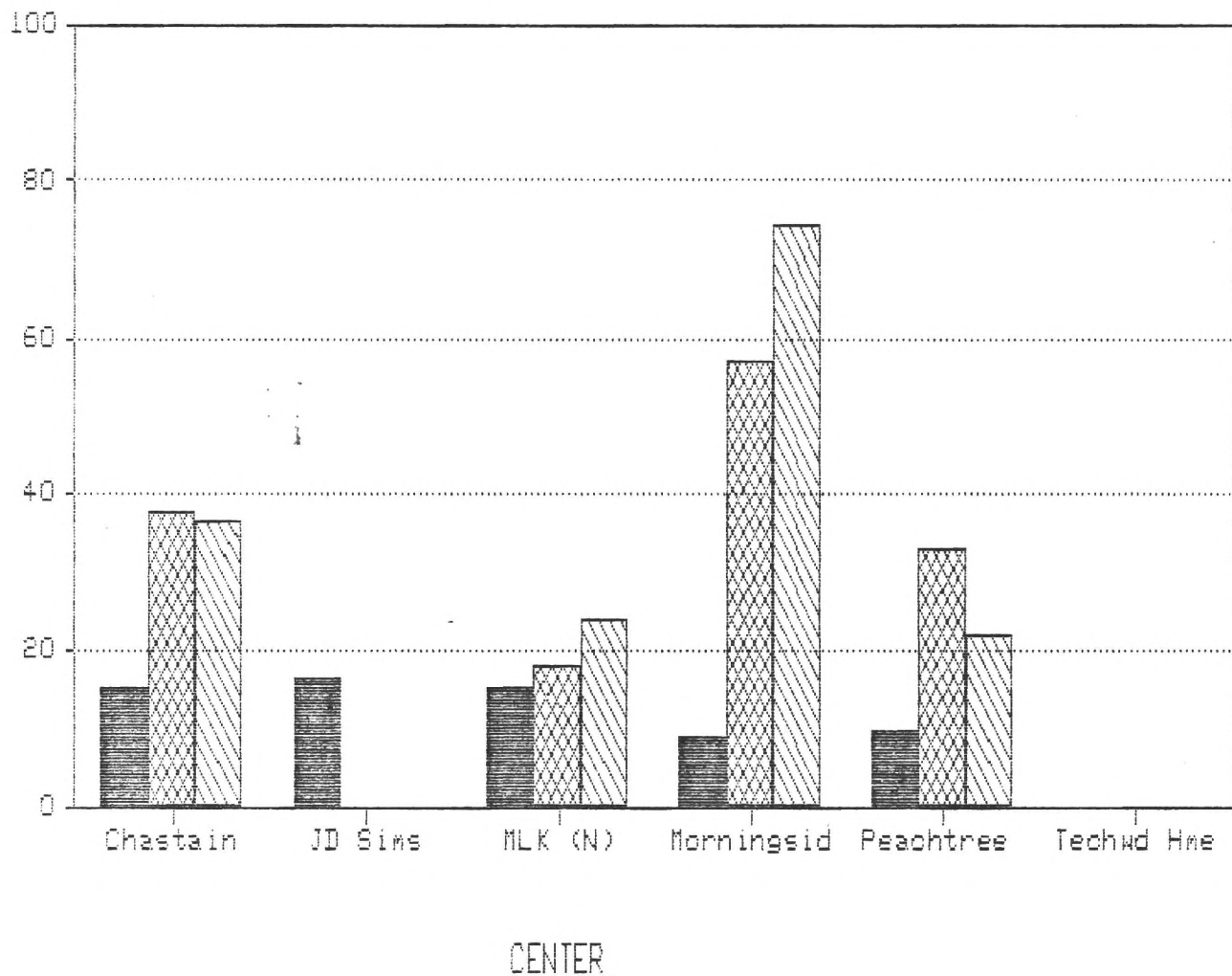
Childs Part

Teens Part

Adults Part

Elderly Part

# District 4: Children Percentages--Winter

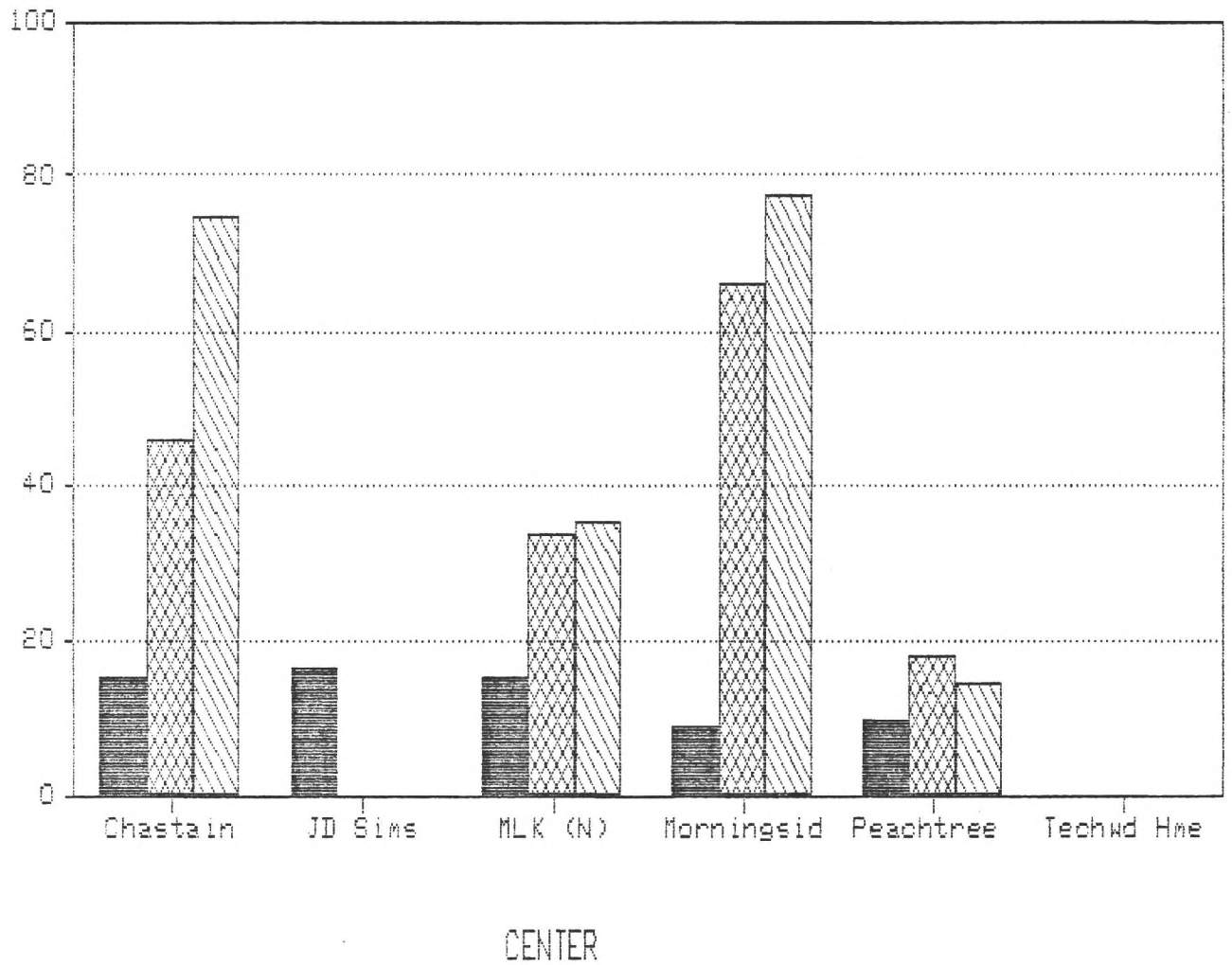


Child %Pop

ChildW %Hours

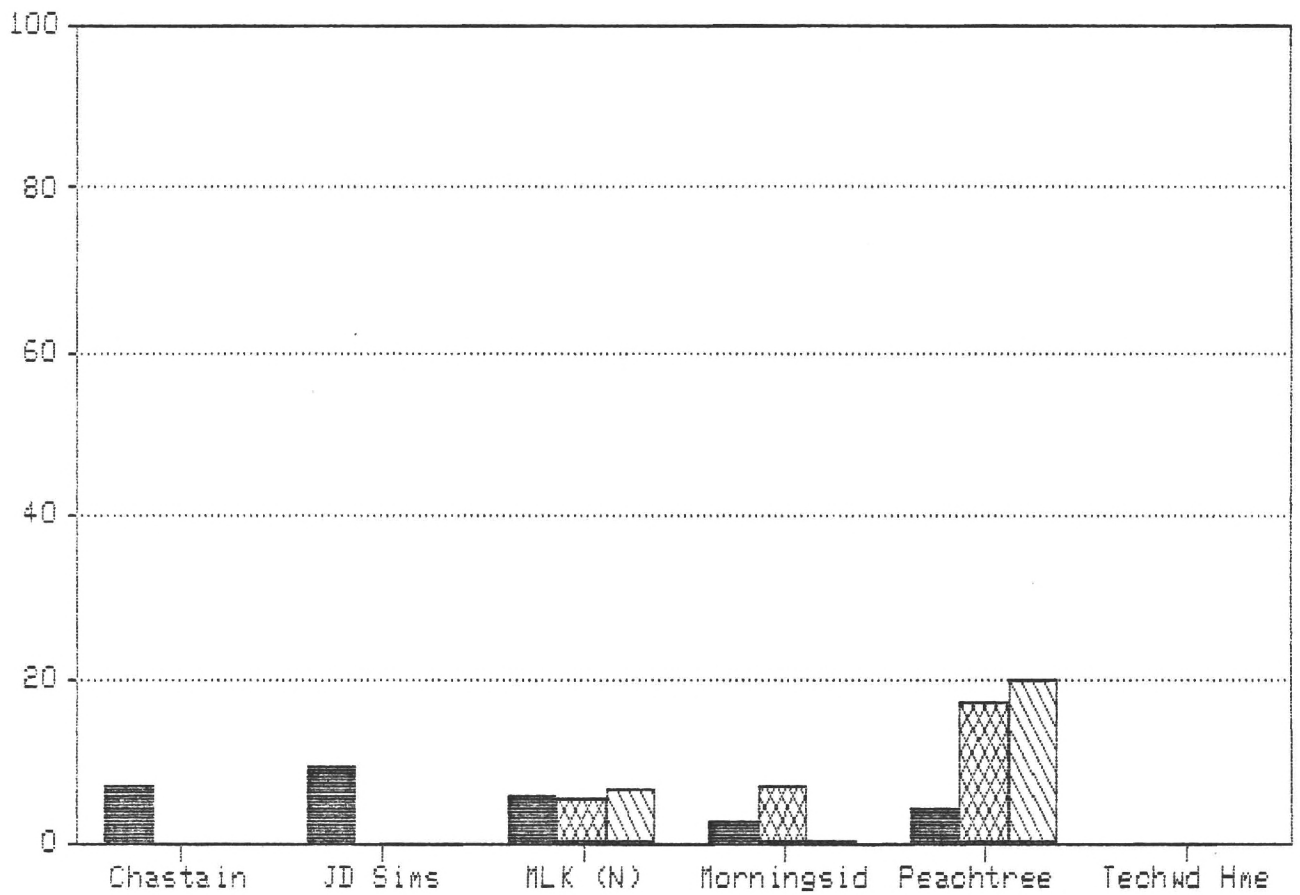
ChildW %Part

# District 4: Children Percentages--Spring



Child %Pop
  Childs %Hours
  Childs %Part

# District 4: Teen Percentages--Winter



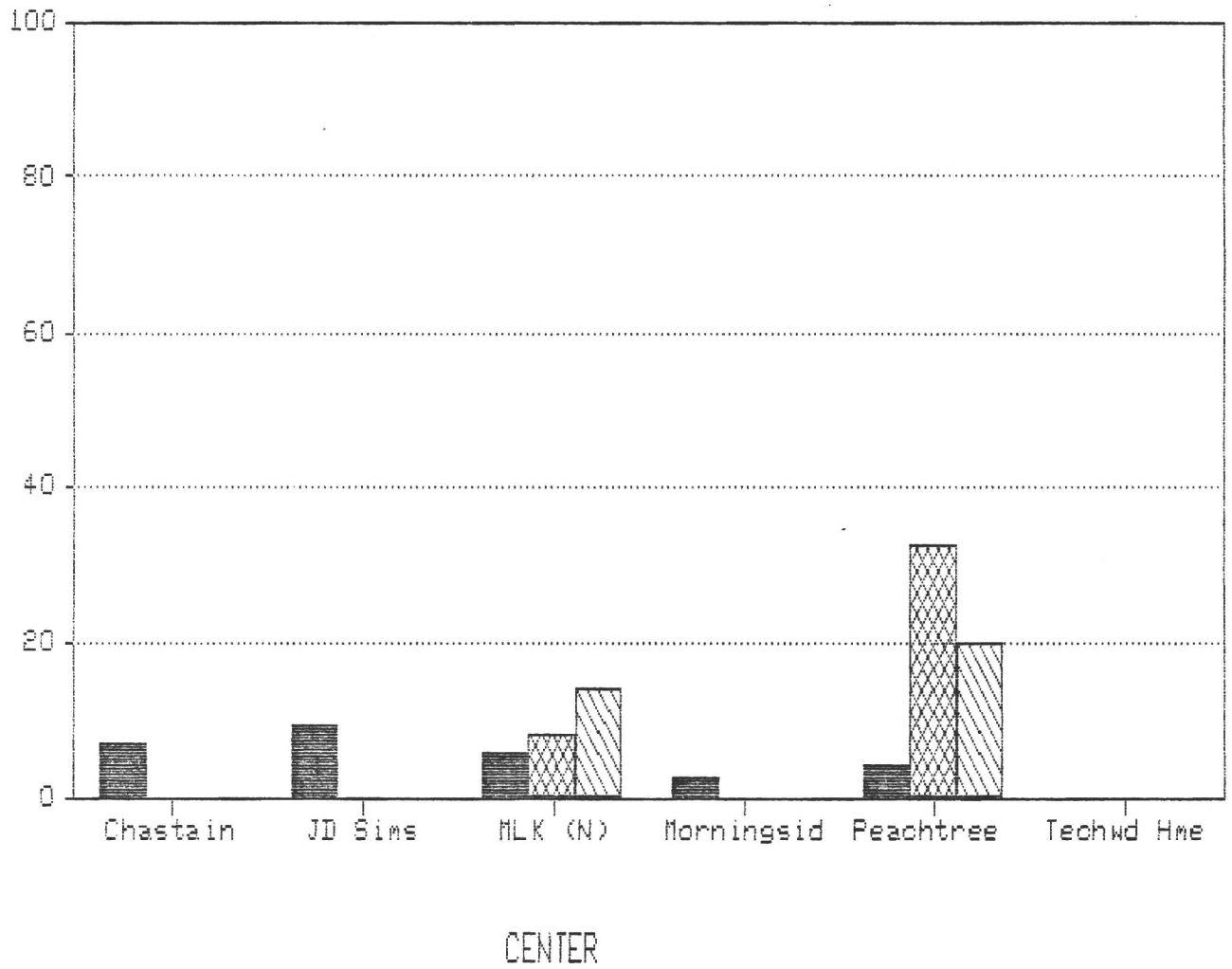
CENTER

■ Teen %Pop

▨ TeenW %Hours

▧ TeenW %Part

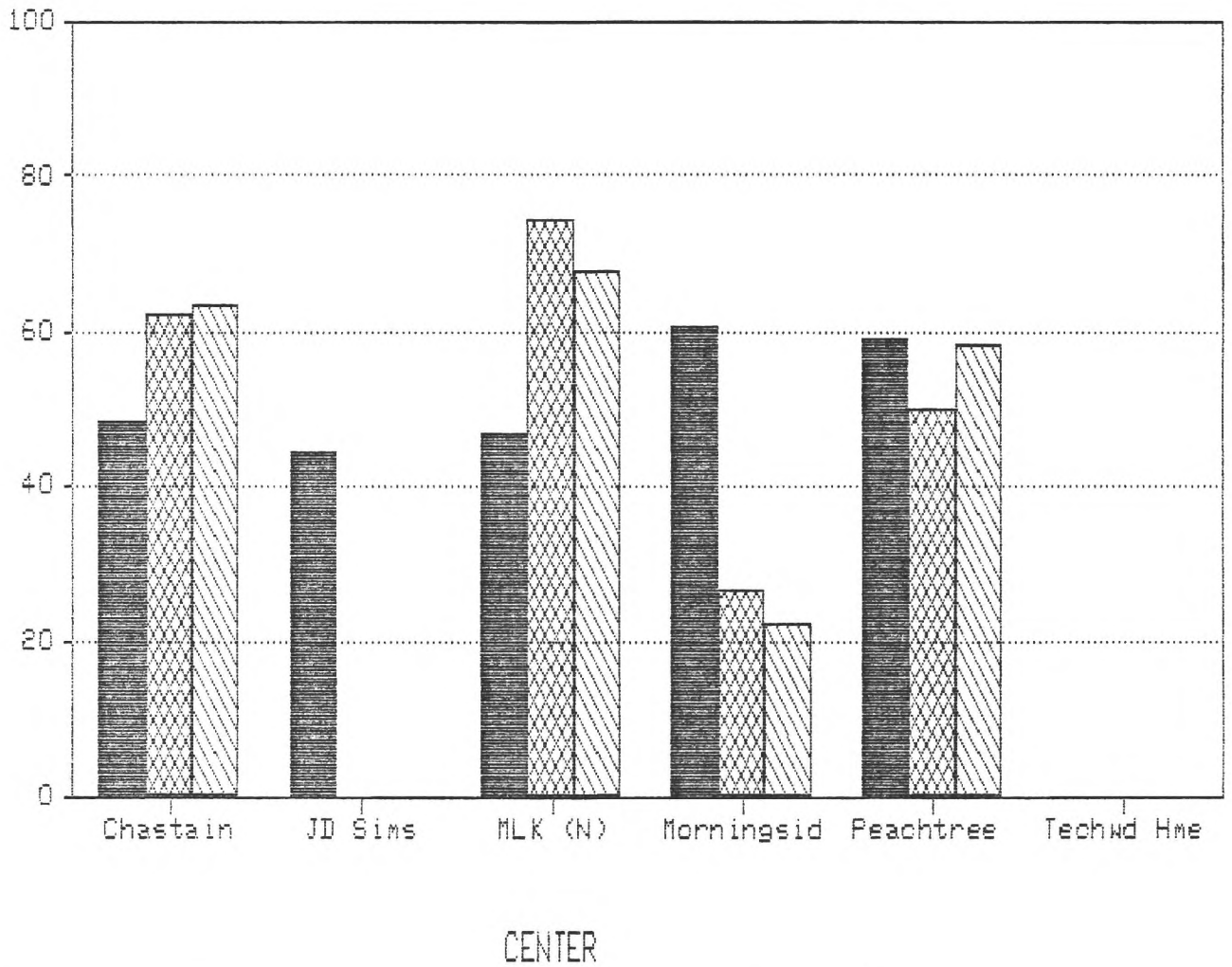
# District 4: Teen Percentages--Spring



Teen %Pop
  TeenS %Hours
  TeenS %Part



# District 4: Adult Percentages--Winter

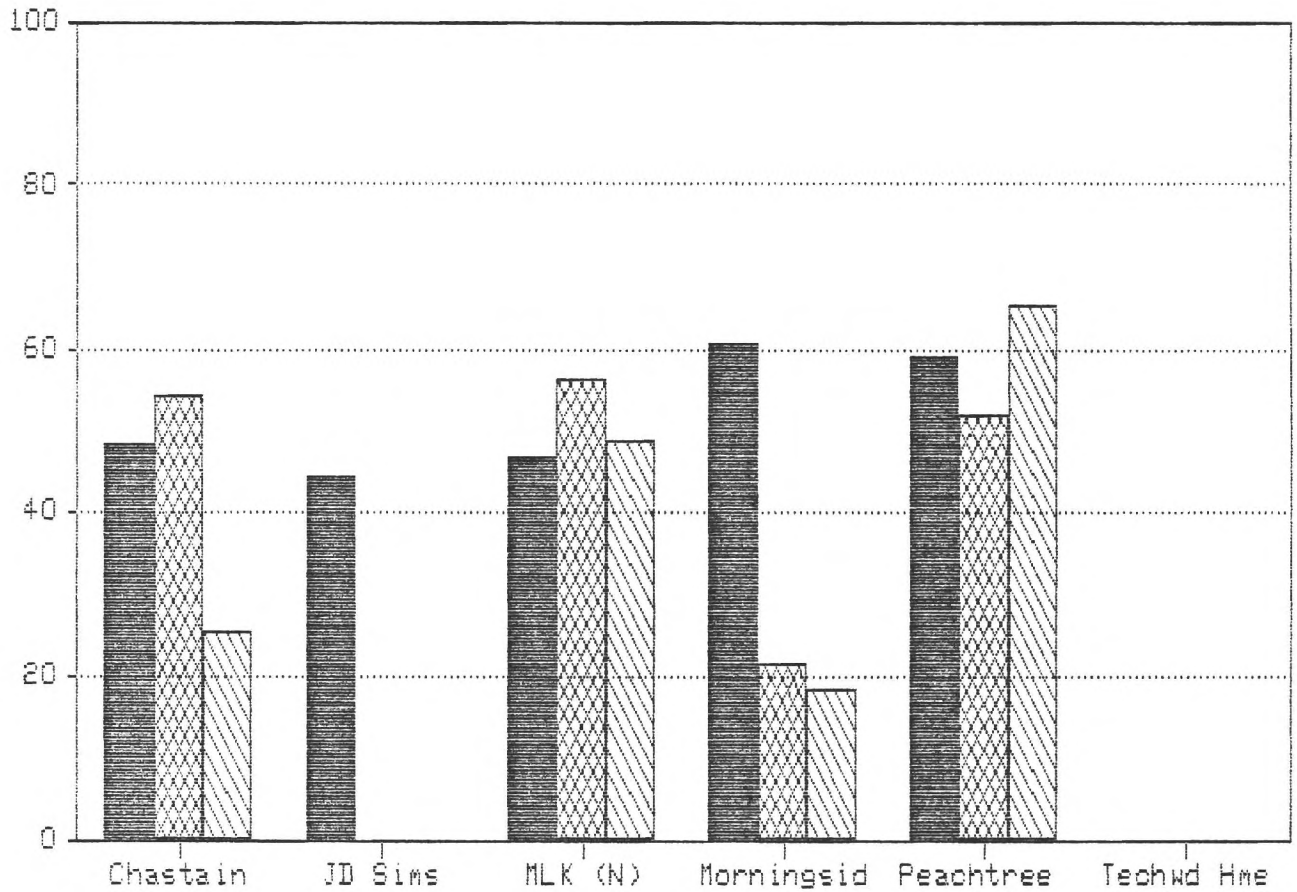


Adult %Pop

AdultW %Hours

AdultW %Part

# District 4: Adult Percentages--Spring



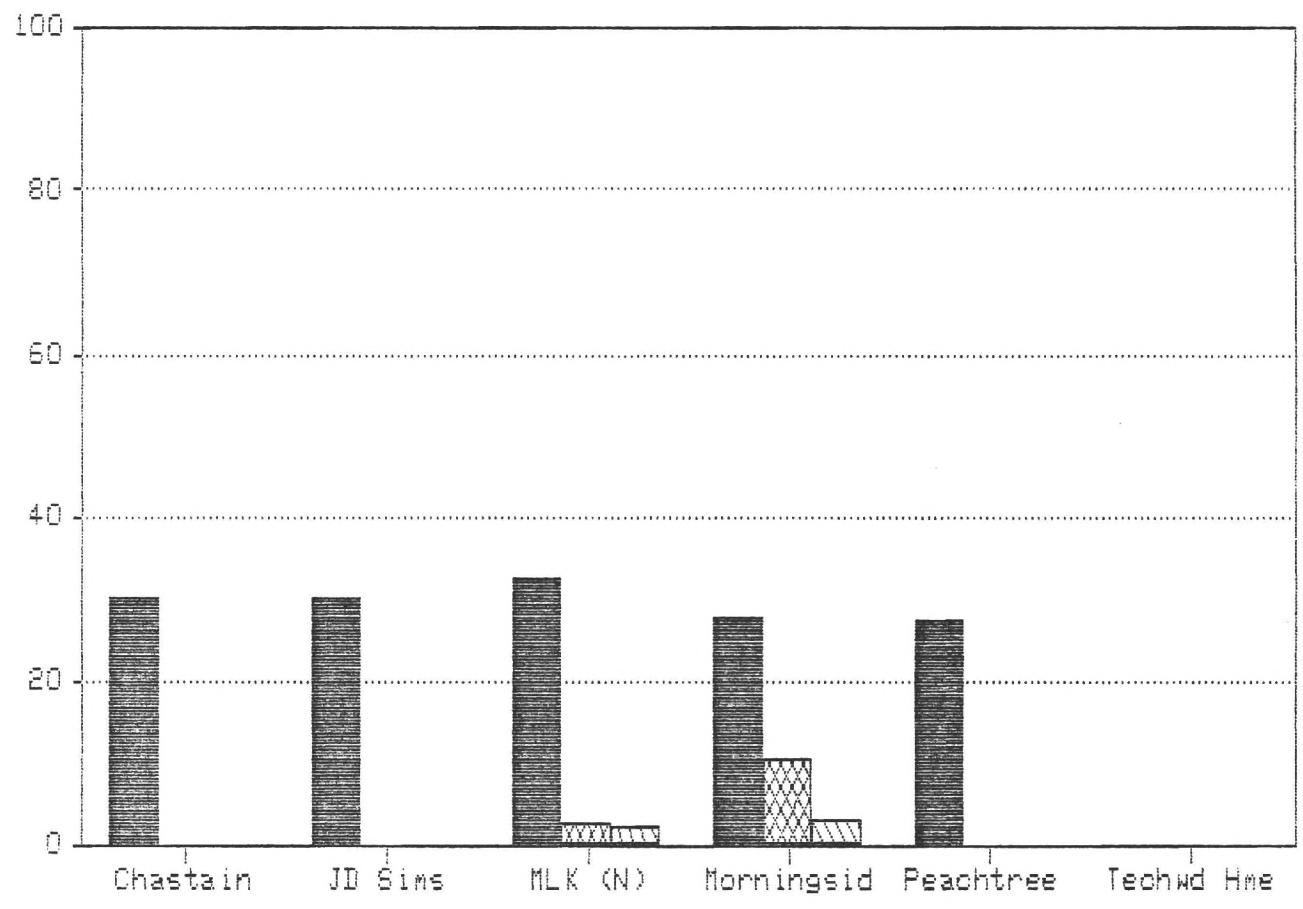
CENTER

■ Adult %Pop

▨ Adults %Hours

▧ Adults %Part

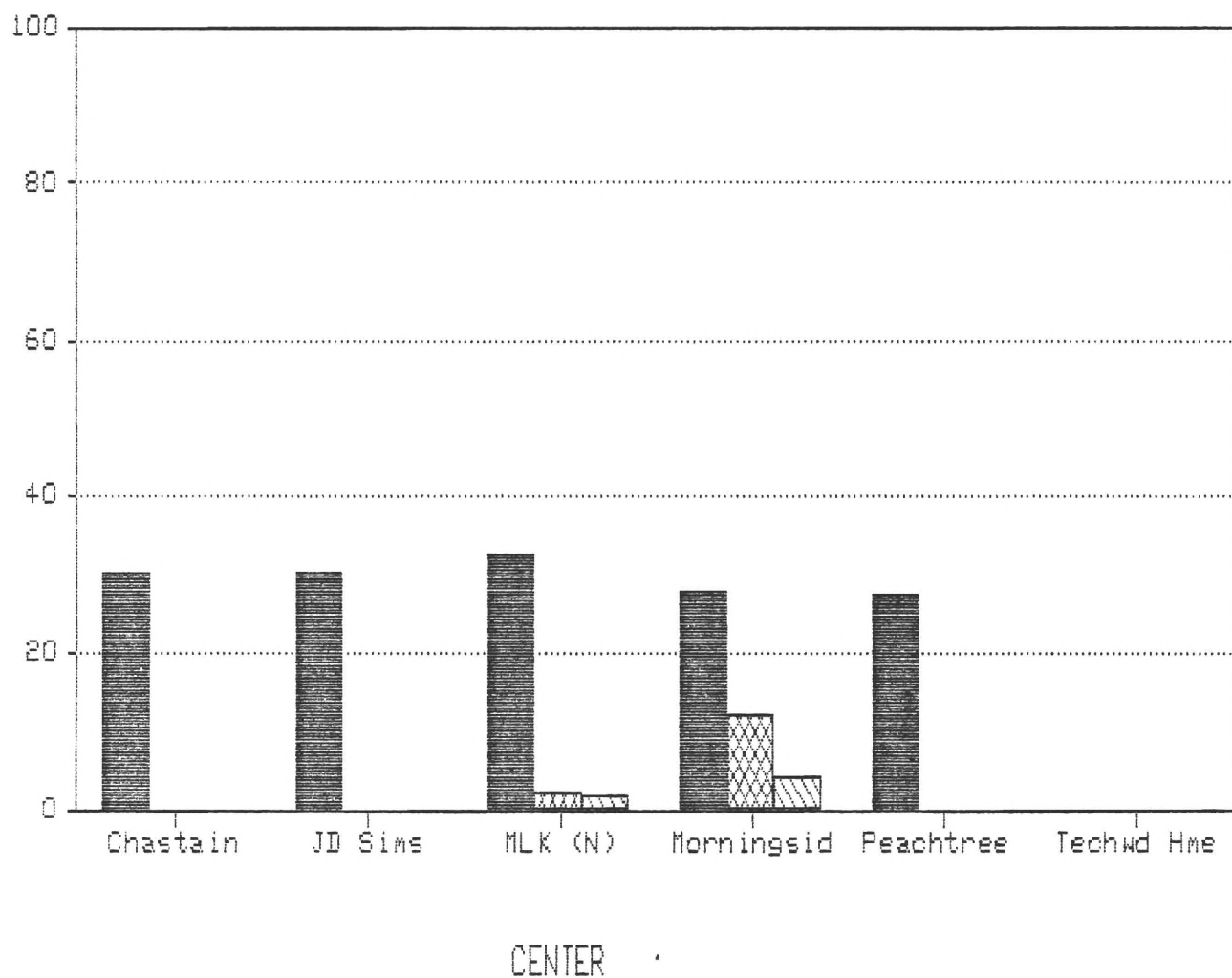
# District 4: Elderly Percentages--Winter



CENTER

Elderly %Pop
  Elderly %Hours
  Elderly %Part

# District 4: Elderly Percentages--Spring

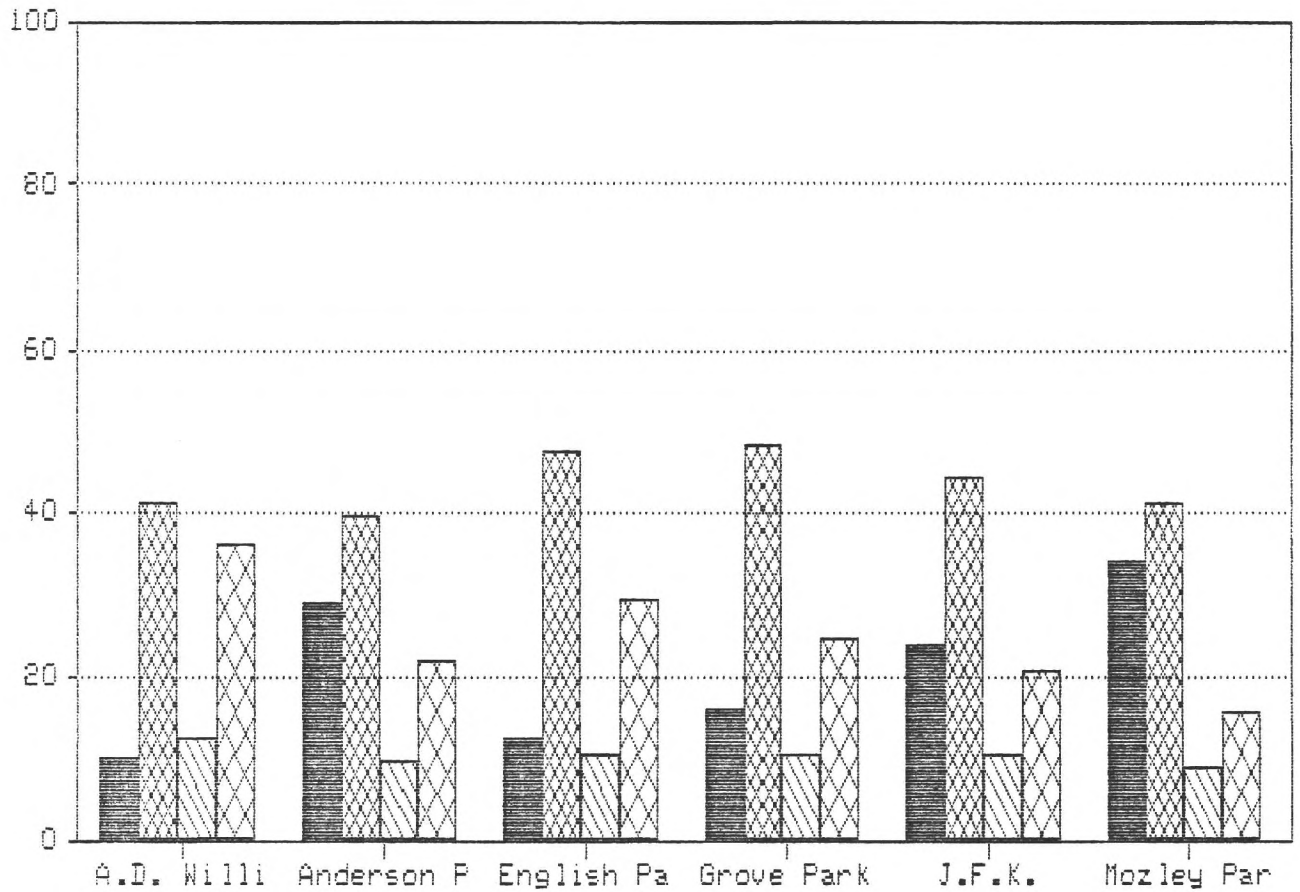


█ Elderly %Pop

▩ Elderly %Hours

▨ Elderly %Part

# District 5: Population Distribution--1980



CENTER

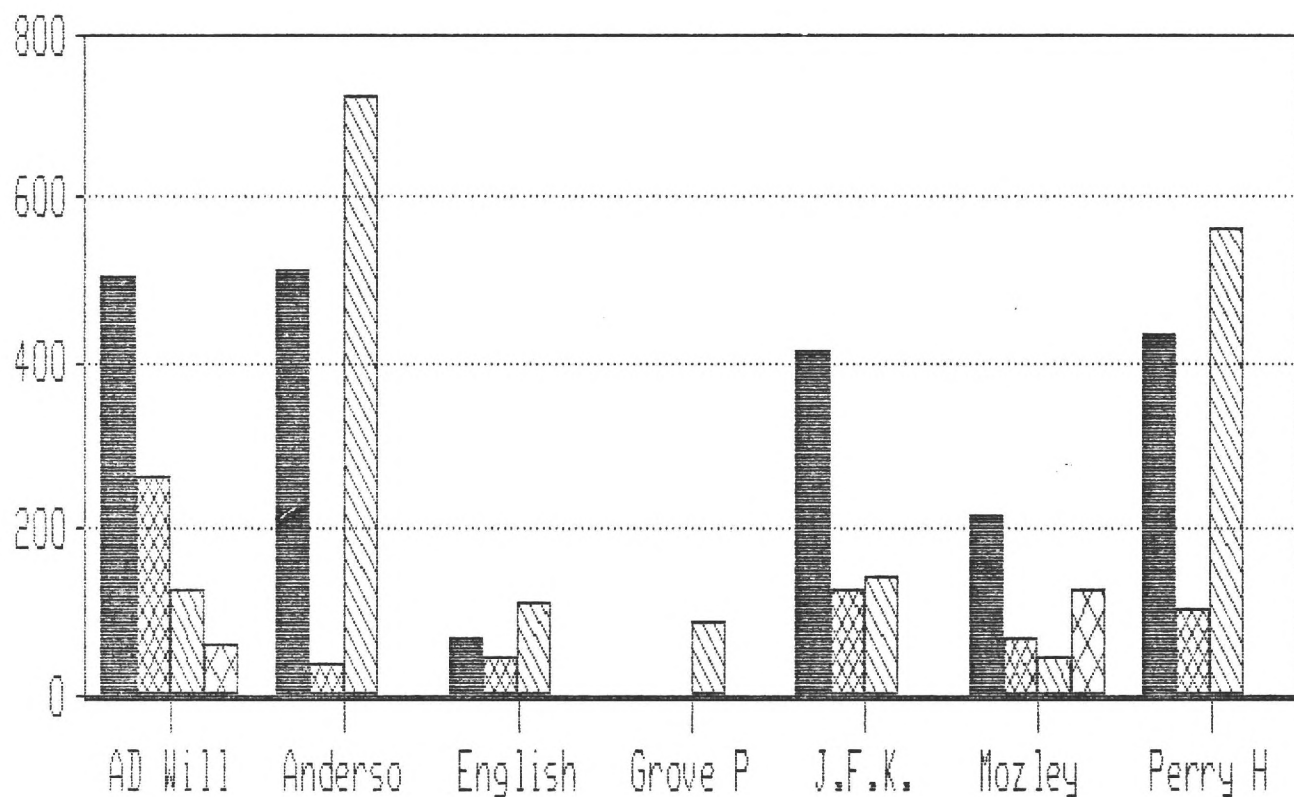
■ Elderly %Pop

▣ Adult %Pop

▤ Teen %Pop

▥ Child %Pop

# District 5: Program Participation--Winter



CENTER

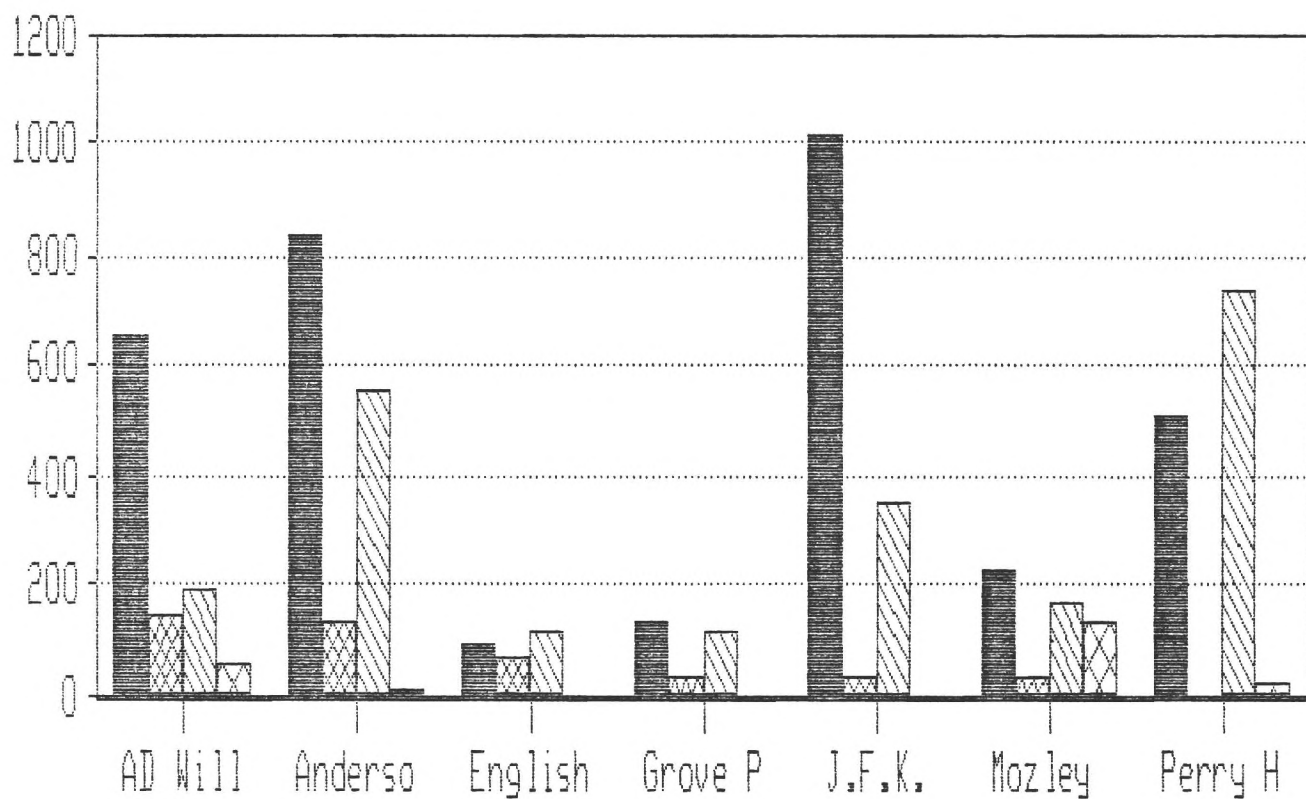
ChildW Part

TeenW Part

AdultW Part

ElderlyW Part

# District 5: Program Participation--Spring



CENTER

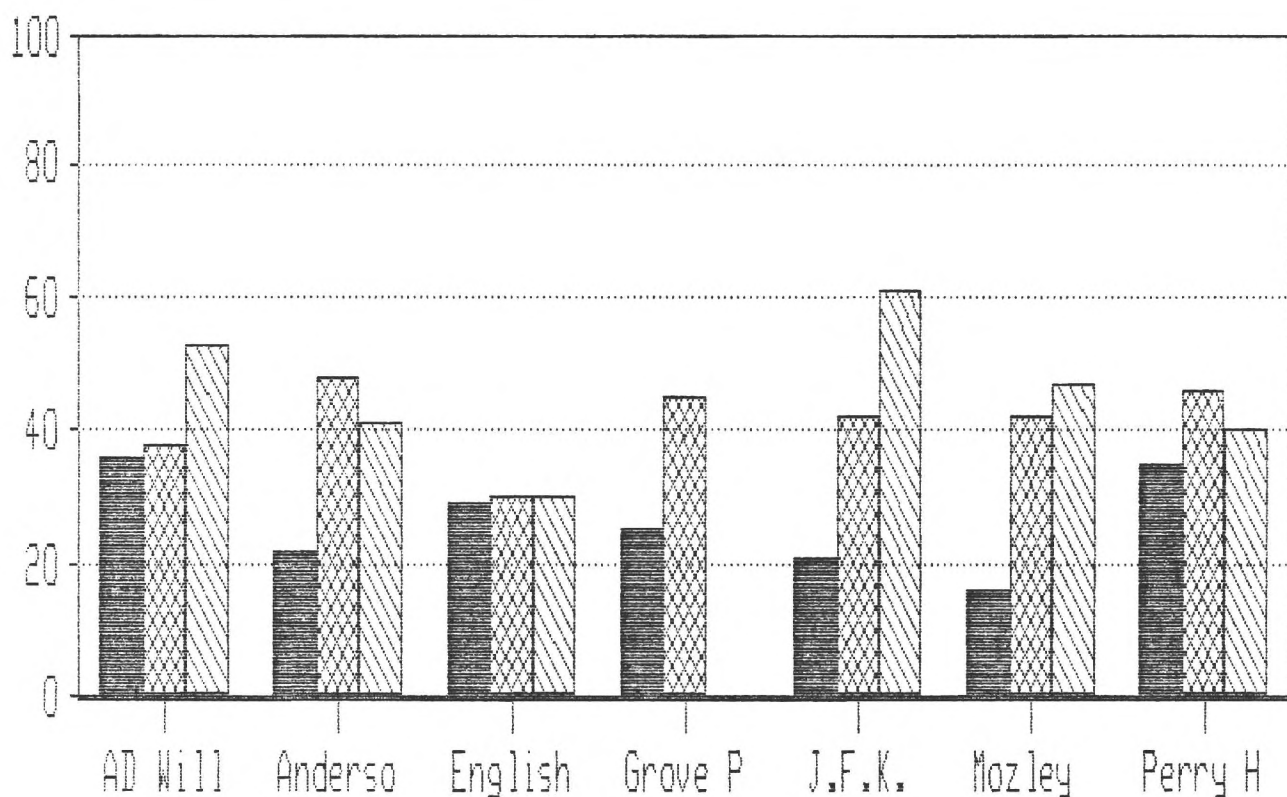
Children's Part

Teen's Part

Adult's Part

Elderly's Part

# District 5: Children Percentages--Winter



CENTER

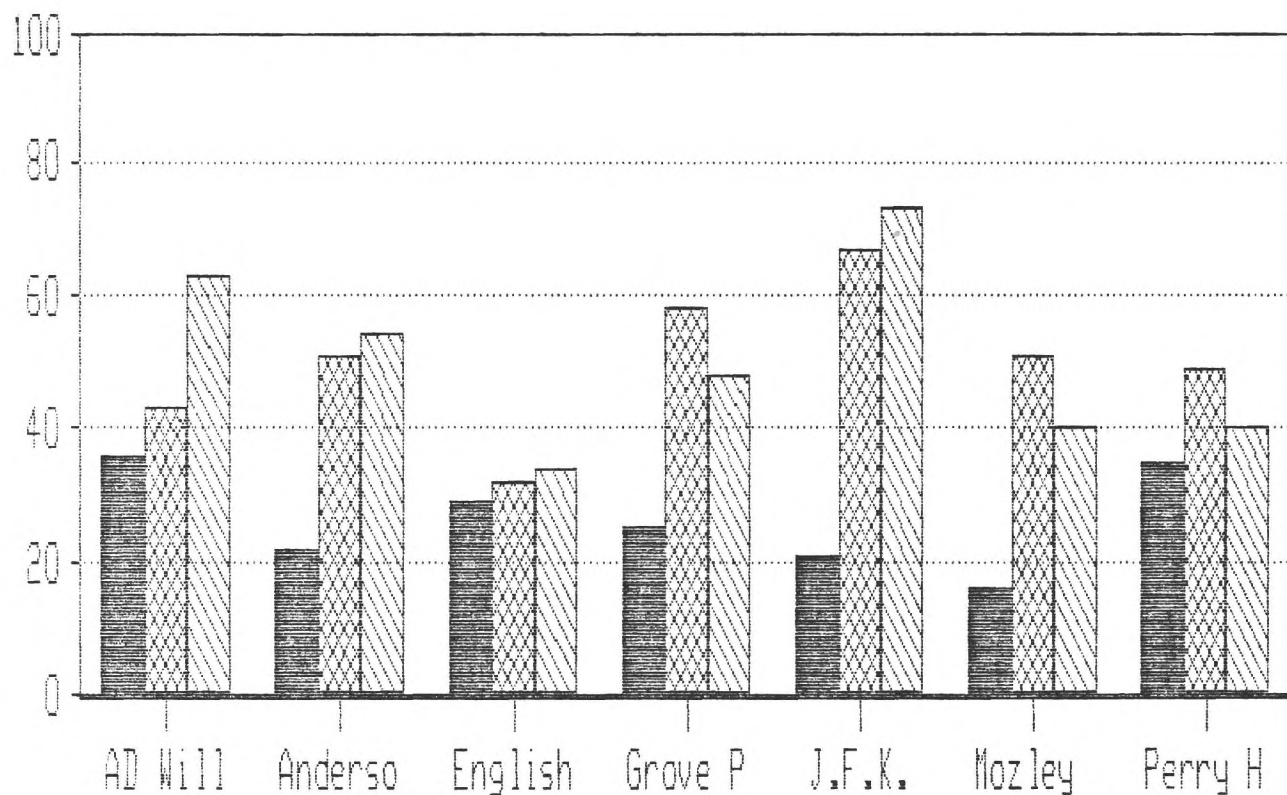
Child %Pop

ChildW %Hours

ChildW %Part



# District 5: Children Percentages--Spring



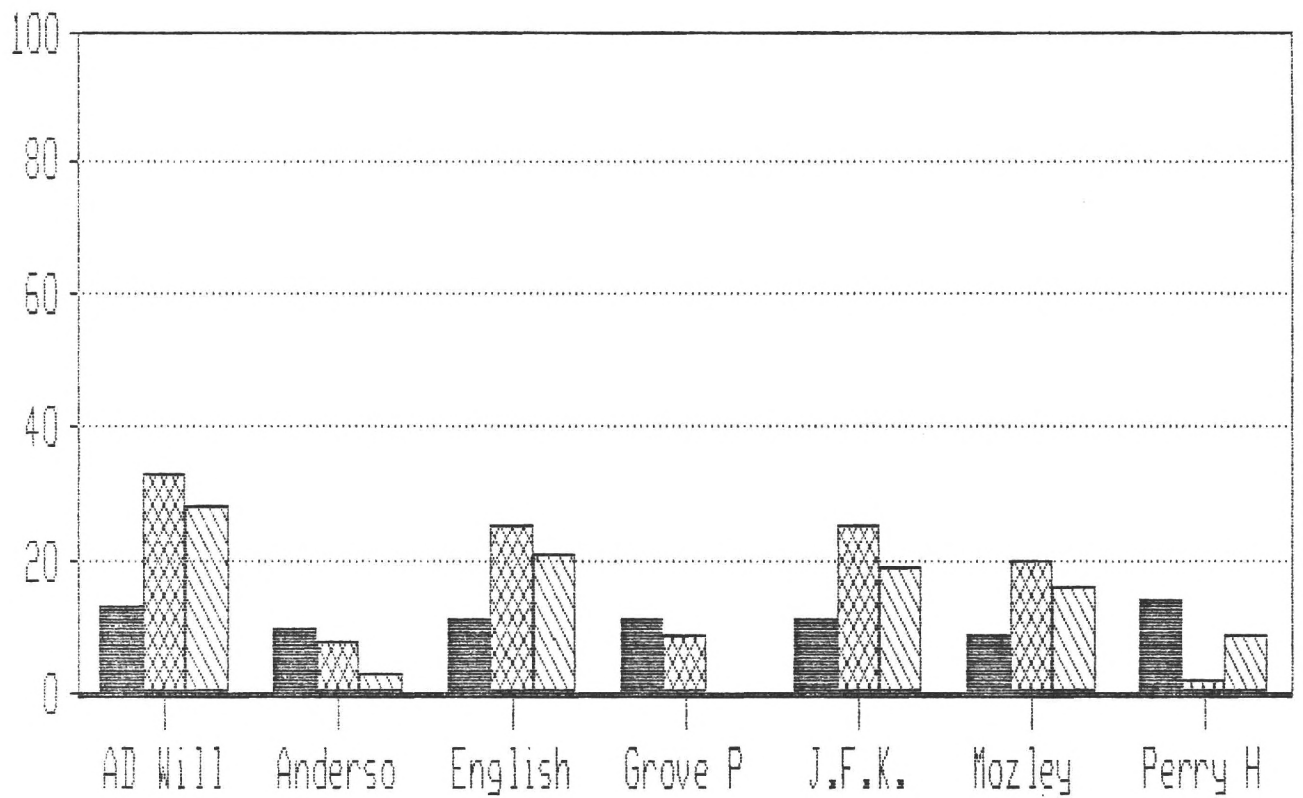
CENTER

Child %Pop

Childs %Hours

Childs %Part

# District 5: Teen Percentages--Winter



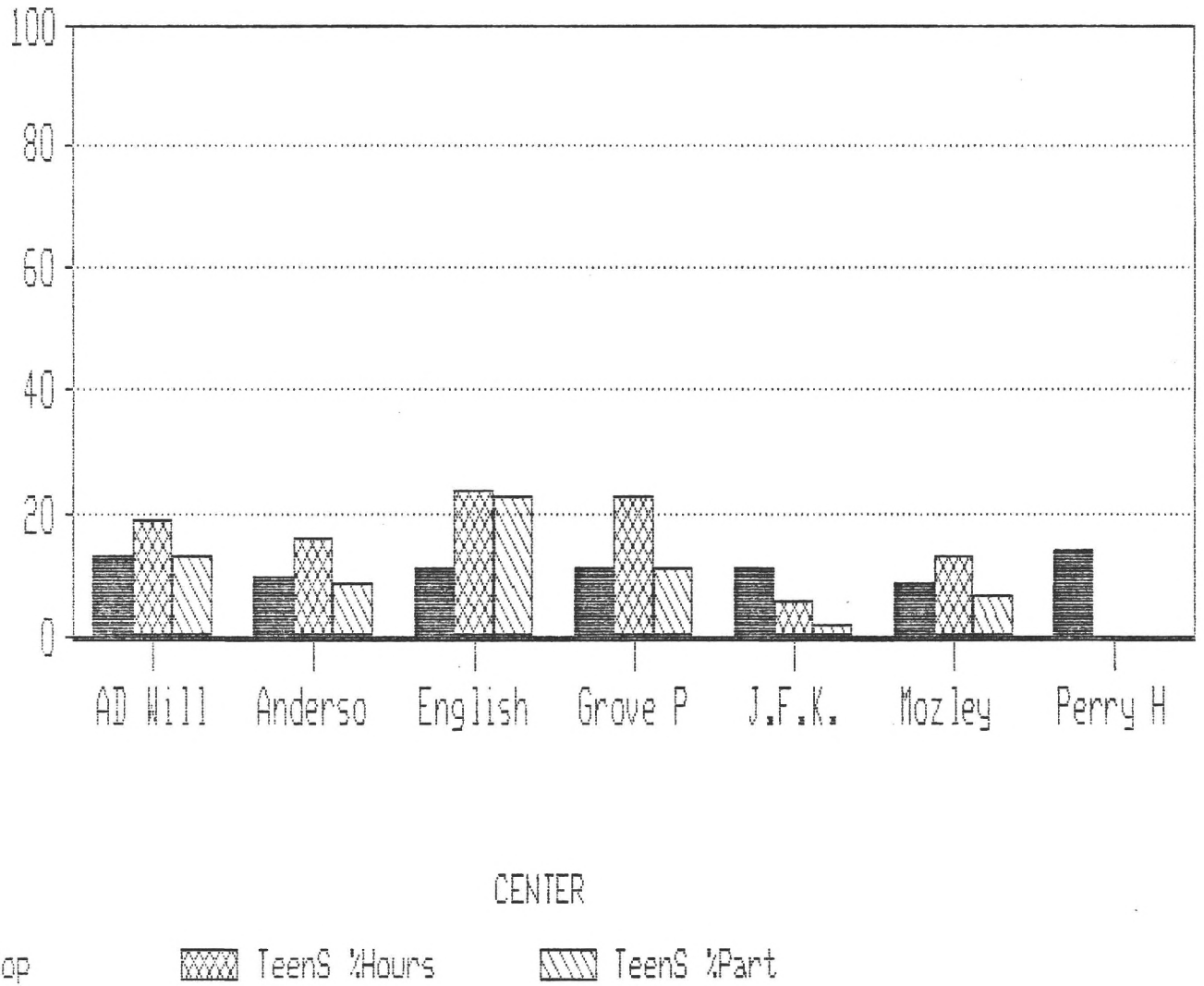
CENTER

Teen %Pop

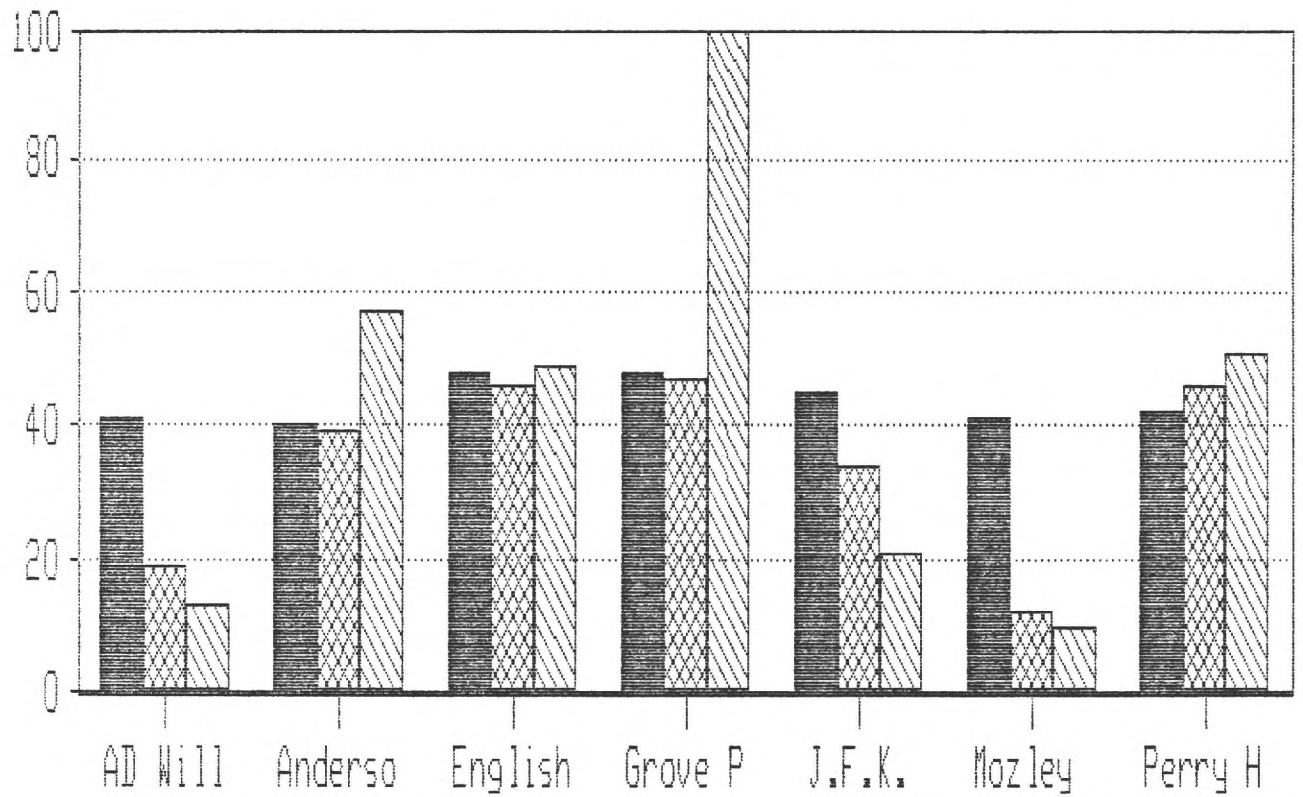
TeenW %Hours

TeenW %Part

# District 5: Teen Percentages--Spring



# District 5: Adult Percentages--Winter



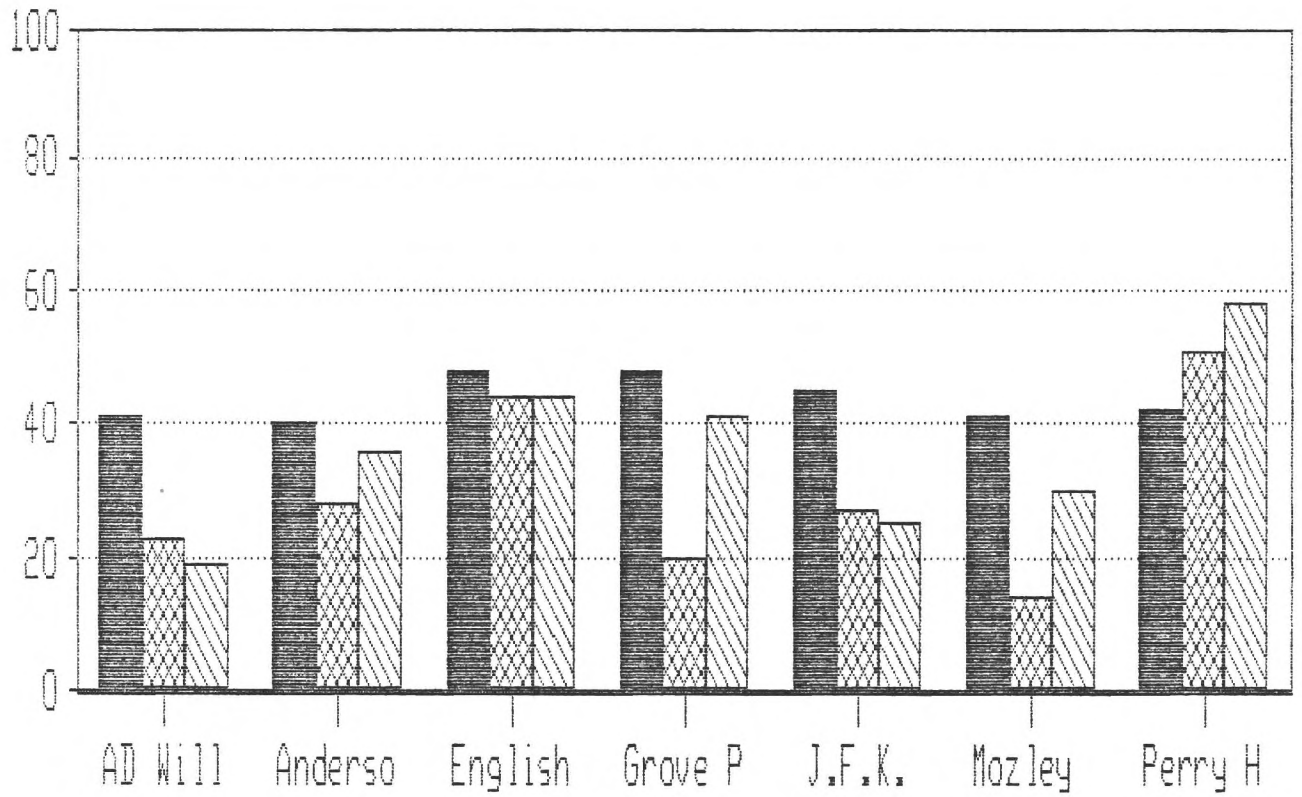
CENTER

Adult %Pop

AdultW %Hours

AdultW %Part

# District 5: Adult Percentages--Spring



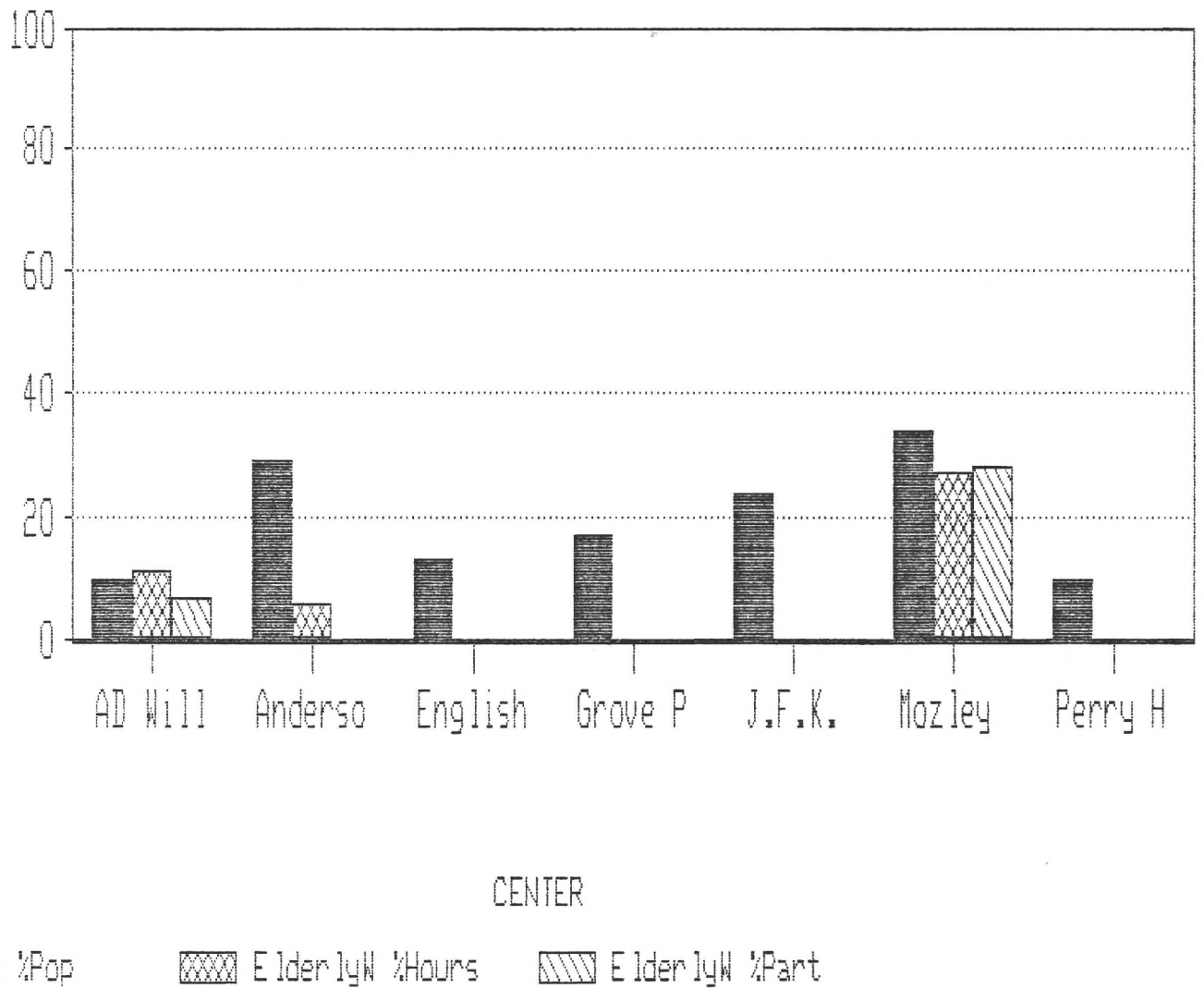
CENTER

Adult %Pop

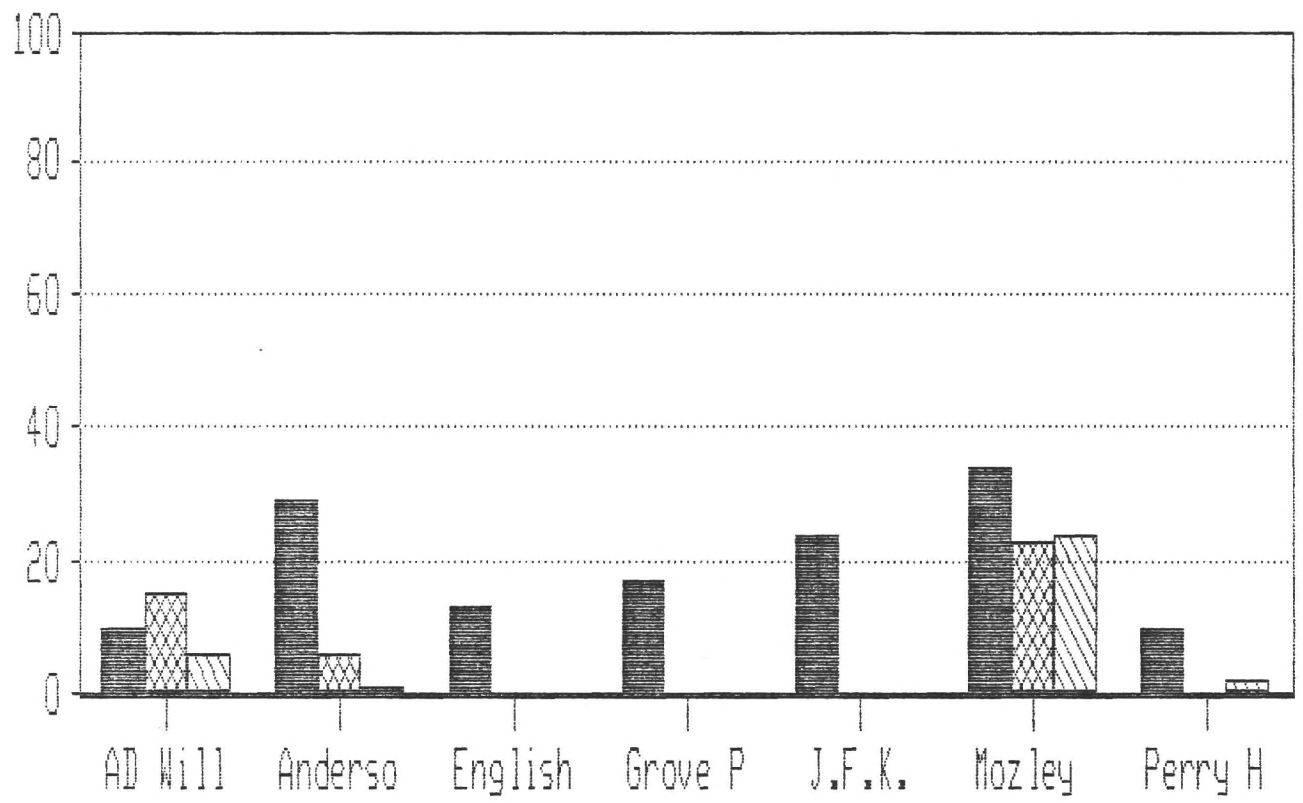
Adults %Hours

Adults %Part

# District 5: Elderly Percentages--Winter



# District 5: Elderly Percentages--Spring



CENTER

Elderly %Pop     
  Elderly %Hours     
  Elderly %Part

# APPENDICES

---

3.



# Center Director Questionnaire

## Recreation Center Analytical Study

College of Architecture Georgia Institute of Technology

Department of Parks Recreation and Cultural Affairs City of Atlanta



## INSTRUCTIONS

1. Please check this sheet and make any necessary corrections in red (check program list, days and times, operating hours).
2. To the left of each program name, please indicate the following (see sample):
  - a) Average attendance (if the program did not have formal enrollment, please provide an average participation rate at any one point in time)
  - b) Age group of the majority of attendees (indicate by letter -- S = senior (55 + 0), A = adult (20 - 54), T = teen (15 - 19), C = children (14 + U))
  - c) Is this program: U = understaffed, O = overstaffed, A = appropriately staffed?
3. Indicate any programs particularly intended for the handicapped or elderly.

7) Are there other recreational facilities (Boys Clubs, YMCA, active church recreation programs) within your service area that provide programs to the public that may affect the kinds of programs you offer? If so, please list those programs and the age group they serve.

8) On the following list, please indicate for your center?  
a) the number of each type of space and outdoor facility you have presently;  
b) the programs for which each space/outdoor facility is used.  
c) whether outdoor facilities are lit or covered.

<u>Facility Type</u>	<u>Number</u>	<u>Programs</u>	<u>Lit/Covered</u>
<u>Indoor</u>			
gymnasium			
arts and crafts			
locker room			
multi-purpose room			
ceramics studio			
weight room			
dance studio			
swimming pool			
office/administration area			
handball courts			
squash courts			
exercise rooms			
kitchen			
game room			

## ATLANTA RECREATION CENTER QUESTIONNAIRE

This questionnaire is designed to help the Department of Parks, Recreation and Cultural Affairs to use its resources as effectively as possible in order to better serve the public. Please be as accurate as possible and return this questionnaire in the attached envelope by September 15, 1986.

1) Please check the attached sheets and make the necessary corrections.

2) List your current staff:

	<u>Name</u>	<u>Hours/Week</u>	<u>Specialization</u>	<u>Certificates</u>
1)				
2)				
3)				
4)				
5)				
6)				

3) Please list below any changes you anticipate in staff or programs for fall.

- 1)
- 2)
- 3)
- 4)
- 5)
- 6)

4) Are there structured or unstructured activities that go on at your center that are not reflected in the program list? Please describe these, when they take place, the average attendance and age group of the majority of attendees. Identify those activities led by volunteers.

5) On a typical day, what hours are your peak activity periods (for example, 3 to 5 p.m.)?

6) Is there a direct path from your center to a MARTA public transit stop:

- a) that does not cross a busy street?  yes  no
- b) that does not require the use of stairs?  yes  no



---

day camp area

---

natural area/open space

---

decorative area

---

9) Please tell us about changes in **programs, staff, and facilities** that you need or would like to make over the next five years.

a) List, starting with the most important, the **programs** to be added, deleted or changed. Please indicate the age group each program would serve: **children** (14 and up); **teens** (15-19); **adults** (20-54); **seniors** (55 and over). Please indicate when the change should be made (write "now" if the change should be made now to provide minimal service).

<u>Program Name</u>	<u>Target Group</u>	<u>When Make Change?</u>
---------------------	---------------------	--------------------------

1  
2  
3  
4  
5

b) Please list, starting with the most important **staffing** changes that should be made (staff to be added, deleted or shifted in specialty):

<u>Staff Classification</u>	<u>Specialization Purpose</u>	<u>When</u>
-----------------------------	-------------------------------	-------------

1  
2  
3  
4

c. Please list, in priority order, any **facilities or equipment** that should be added, removed or changed at your center.

<u>Facilities/Equipment</u>	<u>Purpose</u>	<u>When</u>
-----------------------------	----------------	-------------

1  
2  
3  
4

10. Are you in favor of having **standard operating hours** for recreation centers in Atlanta?

5	4	3	2	1
Strongly in Favor	In Favor	Neutral	Against	Strongly Against

Why?

If you are in favor, what should those hours be? Please list:

11. Do you have any other comments on programs, staffing patterns, or facilities and equipment that would be helpful in planning for Atlanta's recreation centers?

SUMMARY OF CENTER DIRECTORS' WORKSHOP

Prepared for the Department of Parks, Recreation and Cultural Affairs, City of Atlanta by the College of Architecture, Georgia Institute of Technology



## Workshop Summary

### Objective of the Project

The Recreation Center Analytical Study is a project sponsored by the Department of Parks, Recreation, and Cultural Affairs of the City of Atlanta, and is being directed by the College of Architecture at the Georgia Institute of Technology. Its primary objective is to provide information about staffing patterns, programs and facilities for recreation centers in Atlanta. This information comes from questionnaires with center directors, interviews, site visits and other ways of determining the fit of available staff, current programs, and existing facilities.

### Purpose of the Workshop

The purposes of the workshop were twofold. First it was intended to gather information which had not been obtained by that time. A center Director Questionnaire was sent to each recreation center approximately one month before the workshop. (Out of forty-two centers, less than 30% had responded with completed information.) To insure valid results, it was necessary to hold the workshop so that the missing information could be sought. The second purpose of the workshop was to prioritize the desired center changes. From the questionnaires received, a list of changes in staff, programs, and facilities was developed. At the workshop, this list was lengthened by adding the desired changes of non-respondants as well as the new changes of respondents. Then the entire list for each district was prioritized through the discussion of the center directors. The findings are summarized here and can serve to guide the decisions of the department administration in allocating funds, distributing staff and programs, and planning facilities.

### Workshop Procedure

The procedure used in the workshop was primarily one of discussion. The center directors present were first divided into their five respective districts. Each of these groups was headed by a discussion leader, who was a member of the Georgia Tech team. Changes in staff, programs, and facilities were then discussed separately. As each additional change was mentioned, it was added to an existing list on flip-chart pads. Once the additional changes were completed, the entire list was prioritized for the district as a whole for each of these three areas. This was done through discussion and mutual agreement among the center directors for each district.

### Summary of Key Points

The following changes and comments are general for the five districts. These seemed to be prevalent opinions among all groups.

### Staff

- o Additional staff needed because current number is inadequate for participation.
- o Quality volunteers needed to meet the demand when sufficient funds are not available.
- o A larger variety of specialized staff is needed.

### Major priorities:

- 1) RL II for dance, gymnastics, and arts & crafts
- 2) RL II for coaching

### Programs

- o More cultural programs needed
- o Programs for teens essential to occupy time
- o Programs for senior citizens needed

### Major priorities:

- 1) Cultural programs
- 2) Seniors programs
- 3) Teens programs

### Facilities/Equipment

- o Center renovations needed for determining centers
- o Each center needs input into the purchase of its equipment according to facilities & programs
- o Vans needed for transportation
- o Outdoor lighting needed to extend program time

### Major priorities:

- 1) Renovate centers needing such treatment
- 2) Lighting of outdoor fields & courts
- 3) Ceramic rooms

### Summaries of Individual Districts

Followings are the summaries of each individual district for staff, program, and facility changes. Included are a list of changes, priorities and comments for each of these areas.

## DISTRICT I

### SUMMARY OF WORKSHOP

#### I. Staff Changes

##### A. List of Changes

1. Adams Park - RL II: Senior citizens ceramics & exercise/running class.
2. Adamsville - RLI: Girls & womens programs  
RLI: Senior citizens ceramics
3. Bankhead - RLII: Arst & crafts, golden age, tutorial (teens)  
RLII: Coach
4. Perkerson - RLI & RLII: Arts & crafts, scouts
5. West Manor - RLII (Full-time): Teen & adult athletics
6. Collier - RLII (Male): Sports  
RLII (Female): Arts & crafts, physical fitness
7. Oakland - RLII: Coach, physical fitness
8. Ben Hill - Not specific need.

##### B. Priorities

1. Bankhead
2. Perkerson
3. West Manor
4. Adams
5. Adamsville/Collier
6. Oakland
7. Ben Hill

##### C. Comments

1. Many activities go on with not enough staff to supervise.
2. Need staff during peak hours: 3 p.m. - 6 p.m./8 p.m.
3. There is a problem with supervision of the building when staff are engaged in outdoor or gym-related activities.
4. Need at least two staff even during non-peak hours.
5. Depend a lot on volunteers.
6. Ninety percent of the centers have need for additional staff.
7. One opinion was that it is hard to schedule part-time (working/school other hours)
8. One opinion is that it is not an attractive position.
9. High turnover of staff.

#### II. Program Changes

##### A. List of Changes

1. Adams - 1 Ballet, Tap, Gymnastics (All 6-15 yrs)
2. Adamsville - morning ceramics (Sen. Cit.)

3. Bankhead - Youth T-ball (8 yrs & under); Football program (10 yrs & under); Youth basketball (8 yrs & under); Golden Age (Sen. Cit.)
4. Perkerson - After school ceramics (6-18 yrs); Girl Scouts; Billiard Club.
5. West Manor - Athletics (10 yr & under); Cultural Arts (dance, music) (teens & youths)
6. Collier - Senior programs; youth basketball; youth track; cultural arts (dance/music)
7. Oakland - Youth basketball
8. Ben Hill - Senior programs; cultural arts

#### B. Priorities

1. Senior Programs
2. Cultural Arts
3. Athletics

#### C. Comments

1. Many people can't pay the program fees
2. Centers would like to be able to fund-raise
3. Need materials for these programs

### III. Facilities/Equipment Changes

#### A. List of Changes

1. Adams - Second line & hold button on phones; pool table; exercise equipment; tables & chairs (for meetings)
2. Adamsville - Baseball/football field; additional room for meetings, cultural arts, etc.; second telephone line; crafts tables & chairs.
3. Bankhead Pool - Second telephone line; phone line to gym
4. Perkerson - Craft tables & chairs; 2 exercise mats
5. West Manor - Two more tennis court, room divider for large game room.
6. Collier - Second phone line; chairs & tables; exercise equipment; large kil; field renovation & dugouts.
7. Oakland - Tables & chairs
8. Ben Hill - New building with pool; large kitchen (like Adams Park); crafts room; other rooms for 5 different programs; stage for performing arts; gym (like Pittman Pk.)

#### B. Priorities

1. Tables & chairs
2. 2nd line for phone
3. Pool needs to be closer

C. Comments

1. Need better cleaning/maintenance; in-house full-time maintenance.
2. Garbage pick-up more often (esp. in summer)
3. Need handicap access (restrooms, curbs, ramps, etc...)
4. Outside pay phone so participants will not use inside phone.

## DISTRICT 2

### SUMMAR OF WORKSHOP

#### I. Staff Changes

##### A. List of Changes

1. Blair Village - Female R.L.I - arts & crafts; ceramics, drama, dance, aerobics.
2. Carver Homes - Dance & drama; gymnastics
3. Dunbar - R.L.II - sports
4. Kimpson - Part-time director
5. Joyland - RLI & RLII - arts & crafts; ceramics, sports tutorial
6. Pittman Park - R.L. - dance & exercise; RL - gymnastics; R.L. - handicapped programs; C.D.I - all sports & activities.
7. Stanton Park - R.L.I - aerobics, girls sports
8. South Bend - R.L.I - arts & crafts
9. Thomasville - RLI & RLII - dance, art, karate, phys. fit., therapeutics

##### B. Priorities

Centers were unable to prioritize needs.

##### C. Comments

1. Blair Village has no female rec. leader although they serve lots of girls.
2. Carver has no female staff and lots of girls; only atheletic games due to lack of space.
3. Carver has no way to offer anything to those kids left out because unable to supervise.
4. Joyland has two males with same expertise; none for senior citizens, ceramics, arts & crafts; teen activities; aerobics.
5. in general athletics is largest program; would like to offer others but because of lack of staff, choose most general & braodest of expertise.
6. All centers need a balance between male & female staff and more specialized staff.
7. Pittman has too few staff to serve community well.

#### II. Program Changes

##### A. List of Changes

1. Blair Village - Arts & crafts (5-11 yrs.); ceramics (18 yrs+ & Sen. Cit.); drama (10-16 yrs); dance (10-16

- 2. Carver Homes - yrs); aerobics (girls 14 yrs+ & Sen. Cit.); youth organization (10-18 yrs); Senior Citizen group; dance & drama (6 yr+); gymnastics (6 yrs+) club; body building class (15 yrs+)
- 3. Dunbar - N/A
- 4. Joyland - Arts & crafts; ceramics; sports tutorial; aerobics were eliminated; piano lessons
- 5. Kimpson - Football (8-12 yrs); baseball (9-12 yrs)
- 6. Pittman Park - Dance class (girls 14 yr & under); gymnastic classes (14 & under); exercise class (adult); handicapped (12-19 yr.)
- 7. Stanton Park - Girls softball (10-14 yrs); girls basketball (10-14); girls track (8-14 yrs); womens aerobics (18 yrs+)
- 8. Southbend - Handicap program (55 yr+)
- 9. Thomasville - Dance & drama (6-17); karate (6 yr+); phys. fit. (18 yr+); art (6-17); therapeutics (sen. cit.)

#### B. Priorities

1. More programs for senior citizens & handicapped.
2. Girls needs:
  - a. cultural - dance & drama; art
  - b. sports - softball, basketball, track, soccer, aerobics, tennis

#### C. Comments

1. Pittman has enough space & 150 kids/day but not adequate staff to serve community & run enough programs.
2. Joyland lost one staff member so the programs taught were lost also.
3. Everyone need cultural arts programs.

### III. Facilities Changes (Equipment)

#### A. List of Changes

1. Blair Village - Need pool & bumper pool table; foosball; ceramics supplies so can offer program; weights for wt. class; tables; large activity table.
2. Carver Homes - Area for dance & drama; gymnastic equipment; a pool; set of universal weights.
3. Dunbar - N/A
4. Joyland - Baseball dugouts; kiln; gymnasium
5. Kimpson - Bigger area to accommodate more people; air conditioning; sidewalk around building.
6. Pittman Park - Gymnastic equipment; playground equipment; chairs & tables.
7. South Bend - Shower room; easier accessibility; redo gym

8. Stanton Park - floor.  
Locker room & dressing area for men & women;  
air conditioning; expansion of building; need  
bleachers for league.
9. Thomasville - Ballfield & bleachers; burglar alarms; pool  
table.

B. Priorities

No formal prioritizing occurred.

C. Comments

1. Air conditioning was a major concern of most centers.
2. Each center needs equipment/facilities. According to proposed programs & utilization of space as is in order to better serve the community needs.
3. South Bend facility is not equipped for senior citizens or handicapped.



## DISTRICT 3

### SUMMARY OF WORKSHOP

#### I. Staff Changes

##### A. List of Changes

1. Bass - RLI; RLII; eliminate part-time
2. Drew - Add two RLII's, instructors: ceramics, dance, drama, creative writing, tutorial; security guard
3. Coan - RLII: cultural arts
4. Carson - CDI, CDIII, RLII, Instructors (2): cultural arts, social sciences
5. B. Branham - Change part-time to full-time; RLII; dance
6. Zaban - RLII: bridge, arts & crafts, cultural arts
7. Grant Park - Change CDI - CDIII; New CDI; 2 RLII

##### B. Priorities

None apparent.

##### C. Comments

1. Bessie Branham needs more help during Fall, Winter & Spring.
2. Have CD's run programs.
3. Employee input into staff hiring.
4. Stop hiring working teachers.

#### II. Program Changes

##### A. List of Changes

1. Bass - Drama, dance, athletics
2. Drew - Cultural, athletics, teen clubs
3. Coan - Dance, drama, music
4. Carson - Dance, drama, ballet
5. B. Branham - Dance
6. Zaban - Cultural arts, football (8 yrs & under), bridge.
7. Grant Park - Athletics (boys under 18 yrs.)

##### B. Priorities

1. Cultural arts (dance, drama & music) showed up more often.

##### C. Comments

1. Need more special programs
2. Need mixture of freeplay & programs
3. Have studies done of programs by center directors.

## II. Facilities/Equipment Changes

### A. List of Changes

1. Bass - Bars, mirrors, stereos
2. Drew - Athletic field
3. Grant - Playing field lights, youth fields
4. Carson - Gym (enclose outdoor), pool
5. Coan - Gymnastics equipment; turn wasted area into multi-purpose field, outside picnic area.
6. B. Branham - Ceramic room, storage, picnic area.
7. Zaban - Dugouts & fencing

### B. Priorities (not necessarily in descending order)

1. Grant Park - Youth fields
2. B. Branham - Ceramic room
3. Zaban - Dugouts

### C. Comments

1. Buy vans and special programs
2. Center input into quality of equipment

## DISTRICT 4

### SUMMARY OF WORKSHOP

#### I. Staff Changes

##### A. List of Changes

1. Bedford Pine - None
2. Butler Park - 1 full-time recreation leader
3. Chastain - 1 RLI, 1 RLII
4. MLK North - None
5. Morningside - Assistant Center Director
6. P'tree Hills - CDI, RLII, need summer camp director
7. Techwood Homes - 1 RLI, 1 RLII

##### B. Priorities

1. Techwood
2. Butler Park
3. Chastain
4. Morningside
5. P'tree Hills

##### C. Comments

1. Techwood has no staff; all centers agreed Techwood has priority.
2. Butler only has one part-time staff.
3. Chastain only has two staff.
4. All centers agreed that they were understaffed for the number of participants they could accommodate in their facility; but are adequately staffed according to city specifications.

#### II. Program Changes

##### A. List of Changes

1. Bedford Pines - Soccer
2. Butler Park - Add outtings (shopping, tours) for senior citizens; seqing and cooking; team sports; swimming
3. Chastain - Low impact aerobics; (morning) softball league; extended day programs; physical fitness; self defense; teen club
4. MLK North - Weights & fitness
5. Morningside - Senior Citizens; karate; therapeutics
6. P'tree Hills - Therapeutics
7. Techwood - Youth athletics; senior programs; karate

B. Priorities (in order of centers and programs)

1. Techwood - Youth athletics  
Senior programs  
Karate
2. Butler - Outtings  
Add cooking & sewing  
Team sports  
Swimming
3. P'tree Hills - Therapeutics
4. Bedford - Soccers
5. MLK North - Weights & fitness
6. Morningside - Senior Citizens  
Karate  
Therapeutics
7. Chastain - Aerobics  
Softball  
Physical fitness  
Teen club  
Self defense  
Extended day programs

C. Comments

1. Need more senior citizens programs, in general.
2. Need more cultural programs

III. Facilities/Equipment Changes

A. List of Changes

1. Bedford Pines - Parking lot with thorough fare; picnic grills & shelter; lights on ball field.
2. Butler Park - Remove outdoor restrooms; rebuild rec. facility; increase outside lights; resurface tennis courts/basketball courts.
3. Chastain - Constructe multi-purpose room.
4. MLK North - Equipment room; lights on field.
5. Morningside - Acoustics (entire building); lighting (gym); storage room (large); (redesign facility).
6. P'tree Hills - Renovate center
7. Techwood - None

B. Priorities (by center and facilities changes)

1. Butler - Rebuilt rec. facility; increase outside lights; resurface tennis courts; outdoor restrooms (remove)
2. Peachtree - Renovate center
3. Morningside - Lighting (gym); acoustics; redesign facility; large storage room

- 4. Bedford - Ballfield lights; parking lot; BBQ grills & shelter
- 5. Chastain - Constructe multi-purpose room
- 6. MLK North - Equipment room; lights on field
- 7. Techwood - None

C. Comments

- 1. Peachtree has tin roofs.
- 2. Butler's roof drains to the center where leaks have developed.
- 3. Water from leaking roof have caused electrical problems in lights.
- 4. Erosion around rec. facility (built in a flood plain) causes flood in air venting system found in floors. Children are breathing in stale, dank air.

## DISTRICT 5

### SUMMARY OF WORKSHOP

#### I. Staff Changes

A. See Sheet

B. Priorities

1. RLII (dance)  
RLII (gymnastics)  
Coaches
2. Part-time rec. leader (special programs)  
Quality volunteers

C. Comments

- o Staff needed with more than one skill
- o More demand for sports than coaches
- o Quality volunteers needed when sufficient funds not available (always)
- o Hierarchy of needs:
  - 1) Facility
  - 2) Staff
  - 3) Program

#### II. Program Changes

A. See Sheet

B. Priorities

1. Dance classes  
Gymnastics  
Weight-lifting  
Exercise  
Teen Club
2. Weight training  
Ceramics  
Adult basketball league
3. Jazz, ballet, tap  
Adult softball league  
Co-ed volleyball league  
Table tennis league

C. Comments

- o Weight training very popular program.
- o Soccer is universal sport - good general sport to have.
- o Large demand for dance & gymnastics

- o Staff exists for ceramics - need facility and program.
- o Teen club needed to occupy kids' time and teach social skills
- o Greatest adult demand is adult basketball league.

## II. Facility/Equipment Changes

### A. See sheet

### B. Priorities

1. Renovate Perry Homes Center; lights for tennis courts and athletic fields; van for district.
2. Outdoor swimming pool (English Park); ceramic room (JFK)
3. Weight-lifting equipment (Universal system); Track around existing field (Mozley Park)

### C. Comments

- o No swimming pool exists in area - English Park has staff and demand.
- o Ceramic room needed due to difficulty of transporting fragile materials to other centers.
- o Large demand for universal system.
- o Perry Homes needs renovating in order to avoid current overflow to either center.
- o Large demand for night-time sports - no lights, no program.
- o Track needed due to demand from seniors - safety and convenience.

DISTRICT 5  
Staff Change

<u>Center Name</u>	<u>Staff Classification</u>	<u>Specialization Purpose</u>	<u>When</u>
Anderson Park	Pool Manager	Administrater proposed indoor aquatic program	After const.
	Rec. Leader	Physical fitness for proposed fitness center	After renov.
English Park	N/A	N/A	N/A
Grove Park	C.D. I	Arts & Crafts	1986
JFK	Dance Instructor	Instructor	Now
Mozley Park	N/A	N/A	N/A
<del>Oakland</del>	N/A	N/A	N/A
Perry Homes	RL II	Dance	
	RL II	Gymnastics	
A.D. Williams	1 Rec. Leader	To bring more programs to ctr.	Now

PART-TIME REC  
LEADER (SPECIAL PROGRAMS)

QUALITY VOLUNTEERS

COACHES (FIELD STAFFS)

TELLIS INSTRUCTOR (ADULTS)



DISTRICT 5  
Proposed Program Change

<u>Center Name</u>	<u>Program Name</u>	<u>Target Group</u>	<u>When</u>
Anderson Park	Indoor swimming	Children, Adults, Seniors	After Construction
	Weight Training Center	All ages	With renovation of old closed gym.
English Park	Jazz, Ballet & Tap	Children-Adult	Now
Grove Park	Soccer	6-12	1987
	Bridge	Adults	1987
	Tennis	5-10	1987
JFK	Dance Classes	12-16	1988
	Gymnastics	Children	Now
	Ceramics	Adults	Now
Mozley Park	Added football program	12 & under	1987
	Track field added to field	Teen-Adults-Senior	1987
	Gymnastic Program	Children	1988
	Weight lifting program	Teens & Adults	1988
<del>Oakland</del>	N/A	N/A	N/A
Perry Homes	Soccer	6-13	Now
	Gymnastics	6-13	Now
A.D. Williams	Ceramics	Adults & Seniors	Now
	Exercise	Seniors	Now

TEEN CLUB

OUTDOOR SWIMMING

ADULT SOFTBALL LEAGUE

ADULT BASKETBALL LEAGUE

CO-ED VOLLEYBALL LEAGUE

TABLE TENNIS LEAGUE

DISTRICT 5  
Facilities/Equipment Change

<u>Center Name</u>	<u>Facilities/Equipment</u>	<u>Purpose</u>	<u>When</u>
Anderson Park	Build indoor pool	Allow us to offer a comprehensive year round aquatic program.	ASAP
	Renovate old closed gym into weight center	Allow us to offer a comprehensive physical fitness program.	
English Park	Swimming Pool	It's not one nearby	Now
	Exercise steamers	Increase & relax the class	Now
Grove Park	Errrection of new center	Community organization	87/88
JFK	Ceramic room	Ceramic class	Now
	Exercise equipment	Ladies fitness class	Now
Mozley Park	Weight lifting equipment	To have our program	1987
	Football equipment	To have a team	
Oakland	N/A	N/A	N/A
Perry Homes	N/A	N/A	N/A
A.D. Williams	Pool (indoor)	To serve community	Now

ATHELETIC FIELD (GROVE PARK)

RENOVATE PERRY HOMES CENTER

LIGHTS FOR TENNIS COURTS (GROVE PARK)

LIGHTS FOR ATHELETIC FIELDS

VAN FOR DISTRICT

TRACK ~~FOR~~ AROUND EXISTING FIELD (MOZLEY PARK)