



Strongest model-independent bound on the lifetime of Dark Matter

B. Audren, J. Lesgourgues, G. Mangano, P. D. Serpico, T. Tram

► To cite this version:

B. Audren, J. Lesgourgues, G. Mangano, P. D. Serpico, T. Tram. Strongest model-independent bound on the lifetime of Dark Matter. *Journal of Cosmology and Astroparticle Physics, Institute of Physics (IOP)*, 2014, 1412, pp.028. <hal-01116335>

HAL Id: hal-01116335

<https://hal.archives-ouvertes.fr/hal-01116335>

Submitted on 13 Feb 2015

HAL is a multi-disciplinary open access archive for the deposit and dissemination of scientific research documents, whether they are published or not. The documents may come from teaching and research institutions in France or abroad, or from public or private research centers.

L'archive ouverte pluridisciplinaire **HAL**, est destinée au dépôt et à la diffusion de documents scientifiques de niveau recherche, publiés ou non, émanant des établissements d'enseignement et de recherche français ou étrangers, des laboratoires publics ou privés.

Strongest model-independent bound on the lifetime of Dark Matter

Benjamin Audren,^a Julien Lesgourgues,^{a,b,c} Gianpiero Mangano,^d
Pasquale Dario Serpico,^c and Thomas Tram^a

^aInstitut de Théorie des Phénomènes Physiques, École Polytechnique Fédérale de Lausanne, CH-1015, Lausanne, Switzerland

^bCERN, Theory Division, CH-1211 Geneva 23, Switzerland

^cLAPTh, Univ. de Savoie, CNRS, B.P.110, Annecy-le-Vieux F-74941, France

^dIstituto Nazionale di Fisica Nucleare - Sezione di Napoli, Complesso Universitario di Monte S. Angelo, I-80126 Napoli, Italy

E-mail: benjamin.audren@epfl.ch, Julien.Lesgourgues@cern.ch,
mangano@na.infn.it, serpico@lapth.cnrs.fr, thomas.tram@epfl.ch

Abstract. Dark Matter is essential for structure formation in the late Universe so it must be stable on cosmological time scales. But how stable exactly? Only assuming decays into relativistic particles, we report an otherwise model independent bound on the lifetime of Dark Matter using current cosmological data. Since these decays affect only the low- ℓ multipoles of the CMB, the Dark Matter lifetime is expected to correlate with the tensor-to-scalar ratio r as well as curvature Ω_k . We consider two models, including r and $r + \Omega_k$ respectively, versus data from Planck, WMAP, WiggleZ and Baryon Acoustic Oscillations, with or without the BICEP2 data (if interpreted in terms of primordial gravitational waves). This results in a lower bound on the lifetime of CDM given by 160 Gyr (without BICEP2) or 200 Gyr (with BICEP2) at 95% confidence level.

Contents

1	Introduction	1
1.1	Stability and particle physics	1
1.2	Gravitational effects	2
1.3	Previous works	2
1.4	Scope and outline of this paper	2
2	Equations and implementation	3
2.1	Background equations	3
2.2	Perturbation equations in synchronous gauge	4
2.3	Perturbation equations in Newtonian gauge	4
2.4	Boltzmann hierarchy for decay radiation	5
3	Comparison with data	6
3.1	Observable effects	6
3.2	The data	9
3.3	Results	10
4	Conclusions	11

1 Introduction

1.1 Stability and particle physics

Although the existence of *dark matter* (DM) is well established by a large number of observations in cosmology and astrophysics, we have presently very few clues on its particle physics nature. This is mostly due to the purely gravitational origin of the evidence collected so far, which does not provide any handle for particle identification. While a number of strategies are ongoing to constrain or detect different classes of models, it is worth remarking that already some of the most basic DM properties can help shedding light on its nature. One such example is provided by the high stability that this species must possess. If one thinks of the Standard Model (SM) of particle physics, most of its particles are unstable: exact stability is in fact the exception and must be enforced by some exact symmetry, such as the unbroken QED gauge symmetry for the electron or Lorentz symmetry for the lightest neutrino. Much more frequent are examples of meta-stability due to some approximate symmetries, such as for the heavier neutrino states, for the ones often found in nuclear physics (including the neutron decay) due to mass quasi-degeneracies, and, possibly, for the proton itself if the accidental baryon number symmetry is broken at some very high energy scale as in Grand Unified gauge theories. In fact, this kind of considerations provides a useful guideline in DM model building, see e.g. [1].

Loosely speaking, one knows that the DM lifetime should be at least comparable to the lifetime of the universe, otherwise it could not fulfil its role in structure formation and astrophysical observations. However, inferring from that phenomenological condition an infinite lifetime is a strong prejudice dictated by simplicity, but with very little empirical or theoretical justification. For example, for typical WIMP candidates one often *assumes* a discrete Z_2 symmetry under which the SM particles and DM have opposite charge, but it is

easily conceivable that this symmetry is broken at a more fundamental level, with the only requirement that the lifetime of the DM particle is sufficiently long. Stringent bounds on the lifetime τ of WIMP DM candidates with electroweak scale masses come, for example, from the diffuse gamma ray flux, at the level of $\tau \gg 10^{26}$ s, see for instance [2]. Hence, allowed timescales for the decay should be longer than a billion times the lifetime of the universe, which would exclude any plausible effect on gravitational structures.

1.2 Gravitational effects

The drawback of these considerations is their model-dependence. In particular, the bounds depend on the nature and energy distribution of the by-products of the decay. Interestingly, however, looser but way more general and robust constraints can be obtained again from purely gravitational considerations. The key property that allows one to constrain the DM lifetime gravitationally is that in the decay process, a non-relativistic (usually cold) DM component is replaced by a combination of radiation and of massive particles, which in turn have a finite velocity dispersion. This alters notably the growth of structures. More specifically, if significant DM decay takes place, the background evolution of the universe can show departure from the standard case and affect several cosmological observables (e.g. the size of the sound horizon at recombination). At the perturbation level, one also expects an enhancement of the Late Integrated Sachs-Wolfe (LISW) effect, beyond the one due to the cosmological constant, as shown in [3] and described in section 3 below.

1.3 Previous works

In the past decade, several studies have derived constraints on the DM lifetime using cosmological data, starting from the study of decaying hot neutrino DM in [4]. The case of decaying cold DM was first analysed by Ichiki et al. [3], who found a 95% C.L. bound of 52 Gyr using WMAP-1yr temperature C_ℓ data, and assuming decay into fully relativistic species. Ref. [5] developed the formalism to describe the cosmological effects of an unstable relic and its relativistic decay products, both at the background and perturbation levels. Since then, the bounds have been refined in two ways. First, more data sets on CMB temperature/polarization and on large scale structures have been included in the analysis. For example, by including WMAP-5yr, Type Ia supernova data, Lyman- α forest, large scale structure and weak lensing observations, Ref. [6] obtained a bound of 100 Gyr (and also updated or corrected previous bounds from [7–9]). Second, some more general bounds have been obtained by allowing the daughter particles to be massive and thus non-relativistic or only mildly relativistic, see for instance [10–14]. Most recently, a detailed formulation of the problem, both in presence of massless or massive decay products, has been given in [15]. In this reference, it has been additionally shown that the impact of σ_8 constraints are also important, and that a possible tension between the value of σ_8 inferred from Planck SZ cluster data and the one extrapolated from CMB temperature data could be resolved by assuming $\tau \sim 200$ Gyr and relativistic daughter particles. However, this estimate did not account for parameter degeneracies, and relied on the assumption that Planck SZ cluster results are not affected by systematic errors.

1.4 Scope and outline of this paper

In this paper, we aim at updating cosmological bounds on the DM lifetime with a proper statistical analysis, accounting for degeneracies and correlations with other cosmological parameters, as well as estimating the *cosmological model dependence* of the bound thus obtained.

In particular, we will check for degeneracies between decaying DM and spatial curvature, since both can have somewhat similar effects on the CMB. We also consider the impact of including or not BICEP2 results [16] on B-mode polarisation interpreted in terms of r .

In the following, we limit ourselves to the case of relativistic decay products, leaving the case of non-relativistic species for future investigation. Note that this case is nonetheless representative of several DM candidates, for which the decay products are either massless, or at least well inside the relativistic regime. This is usually the case, provided that the produced particles have a much smaller mass than the decaying DM matter particle, and that the decay happens reasonably late. The decay products could consist either in non-standard particles, or in standard model neutrinos produced with typical momenta much larger than their mass. A notable case of such a DM candidate is represented by the majoron J , with mass in the keV range [7, 8, 17–19]. In the simplest *see-saw*-like models, the leading decay channel is in two relativistic neutrinos. The majoron lifetime is then inversely proportional to the square of standard active neutrino masses m_ν ,

$$\tau_J = \frac{16\pi}{m_J} \frac{v^2}{m_\nu^2} . \quad (1.1)$$

Here m_J is the Majoron mass, and v the lepton number breaking scale [20]. Bounds on τ_J can be used to constrain the value of v as function of the standard neutrino mass scale. Note that while the results of our study apply also to heavier DM candidates producing energetic neutrinos, these scenarios are better constrained using e.g. limits on the neutrino flux in the Milky Way, leading to stronger bounds (exceeding 10^6 Gyr, see for instance [21]) than what is found by using cosmological data only. On the other hand, the constraints discussed here are basically the only limits applying to dark matter decaying into unspecified, non-standard forms of *dark radiation*.

This paper is structured as follows. In Section 2 we recall the formalism describing a cosmological scenario with a decaying DM candidate, both for the background and perturbation evolution. Note that we present perturbation equations both in the synchronous gauge (the only case treated in the previous literature) and in Newtonian gauge, which allowed us to double-check the numerical results we obtained. We then describe their implementation in the public numerical code CLASS¹ [22, 23]. Section 3 contains a short description of data sets used in the analysis and our results, and in Section 4 we conclude and give our outlooks.

2 Equations and implementation

2.1 Background equations

The background density of the decaying cold DM (dcdm) and of the produced decay radiation (dr) is governed by the two equations

$$\rho_{\text{dcdm}}' = -3\frac{a'}{a}\rho_{\text{dcdm}} - a\Gamma_{\text{dcdm}}\rho_{\text{dcdm}} , \quad (2.1)$$

$$\rho_{\text{dr}}' = -4\frac{a'}{a}\rho_{\text{dr}} + a\Gamma_{\text{dcdm}}\rho_{\text{dcdm}} , \quad (2.2)$$

where Γ_{dcdm} is the decay rate defined with respect to proper time, and primes denote derivatives with respect to conformal time. In the language of CLASS, ρ_{dr} and ρ_{dcdm} fall into the

¹www.class-code.net

category of {B}-variables since they must be evolved alongside the scale factor². Choosing the fractional energy density in decaying DM plus decay radiation today, $\Omega_{\text{dcdm}} + \Omega_{\text{dr}}$, CLASS then finds the corresponding initial condition by using a shooting method. However, since the initial scale factor is set dynamically by the code, we must formulate our initial condition such that it is independent of a in the infinite past. Hence, the target of the shooting method is to find the correct value of the DM energy in a typical comoving volume, $E_{\text{ini}} \equiv a_{\text{ini}}^3 \rho_{\text{dcdm}}(a_{\text{ini}})$. At the same time, we fix the initial condition for the density of decay radiation using the asymptotic solution of Eqs. (2.1, 2.2) for a going to zero.

2.2 Perturbation equations in synchronous gauge

At the level of scalar perturbations, the transfer of energy between the dcdm and dr species is encoded into the continuity and Euler equations of the type

$$T_{\text{dcdm};\mu}^{\mu 0} = -C, \quad T_{\text{dr};\mu}^{\mu 0} = C, \quad (2.3)$$

$$\partial_i T_{\text{dcdm};\mu}^{\mu i} = -D, \quad \partial_i T_{\text{dr};\mu}^{\mu i} = D. \quad (2.4)$$

The coupling terms C, D accounting for the decay of non-relativistic particles take a trivial form in the synchronous gauge comoving with the decaying species dcdm, i.e. in the gauge such that the metric perturbations $\delta g_{00}, \delta g_{i0}$ and the velocity divergence θ_{dcdm} vanish. In this gauge, denoted by the index (s) , $C^{(s)}$ is given by the product of the conformal decay rate, the dcdm particle rest mass and the local value of the number density of these particles. Expanding this quantity in background and perturbations, one gets

$$C^{(s)} = a \Gamma_{\text{dcdm}} \rho_{\text{dcdm}} (1 + \delta_{\text{dcdm}}). \quad (2.5)$$

In the same gauge, the decays do not create any additional flux divergence, and $D^{(s)} = 0$. Note that assuming similar expressions for C and D in other gauges would lead to wrong results. The Euler equation derived from (2.4) for dcdm in the synchronous gauge (s) then reads

$$\theta_{\text{dcdm}}^{(s)'} = -\frac{a'}{a} \theta_{\text{dcdm}}^{(s)} = 0. \quad (2.6)$$

Given adiabatic initial conditions there is no reason for ordinary DM (cdm) and dcdm not to be aligned at early times. Hence, one can fully specify the synchronous gauge by choosing an initial equal-time hypersurface such that $\theta_{\text{dcdm}} = \theta_{\text{cdm}} = 0$. It follows that they will remain zero at any time and we conclude that the synchronous gauge comoving with cold DM is simultaneously comoving with dcdm. Therefore, one can refer to a single synchronous gauge (s) , in which the Euler equations for both cdm and dcdm can be omitted.

2.3 Perturbation equations in Newtonian gauge

Since the CLASS code is written in both synchronous and Newtonian gauge, we wish to derive the full set of equations in both gauges, while the previous literature only presented synchronous equations. Implementing both gauges allows for a useful consistency check, since one must recover the same observables in the two gauges. After writing the continuity and Euler equations in the synchronous gauge, we gauge-transform them using Eqs. (27a-27b) of

²www.cern.ch/lesgourg/class-tour/lecture1.pdf

	Synchronous	Newtonian
\mathbf{m}_{cont}	$\dot{h}/2$	$-3\dot{\phi}$
\mathbf{m}_{ψ}	0	ψ
$\mathbf{m}_{\text{shear}}$	$(\dot{h} + 6\dot{\eta})/2$	0

Table 1. Metric source terms for scalar perturbations in synchronous and Newtonian gauge.

[24], which take a slightly more complicated form in presence of a decay rate:

$$\delta_{\text{dcdm}}^{(s)} = \delta_{\text{dcdm}}^{(n)} + \left(3\frac{a'}{a} + a\Gamma_{\text{dcdm}}\right)\alpha, \quad (2.7)$$

$$\delta_{\text{dr}}^{(s)} = \delta_{\text{dr}}^{(n)} + \left(4\frac{a'}{a} - a\Gamma_{\text{dcdm}}\frac{\rho_{\text{dcdm}}}{\rho_{\text{dr}}}\right)\alpha, \quad (2.8)$$

$$\theta_{\text{dr}}^{(s)} = \theta_{\text{dr}}^{(n)} - k^2\alpha = 0, \quad (2.9)$$

with k the wavenumber, $\alpha \equiv (h' + 6\eta')/2k^2$ and where we address the reader to [24] for the (by now standard) notation of the different potentials. The final set of equations in *both* gauges can be written as

$$\delta_{\text{dcdm}}' = -\theta_{\text{dcdm}} - \mathbf{m}_{\text{cont}} - a\Gamma_{\text{dcdm}}\mathbf{m}_{\psi}, \quad (2.10)$$

$$\theta_{\text{dcdm}}' = -\frac{a'}{a}\theta_{\text{dcdm}} + k^2\mathbf{m}_{\psi}, \quad (2.11)$$

$$\delta_{\text{dr}}' = -\frac{4}{3}(\theta_{\text{dcdm}} + \mathbf{m}_{\text{cont}}) + a\Gamma_{\text{dcdm}}\frac{\rho_{\text{dcdm}}}{\rho_{\text{dr}}}(\delta_{\text{dcdm}} - \delta_{\text{dr}} + \mathbf{m}_{\psi}), \quad (2.12)$$

$$\theta_{\text{dr}}' = \frac{k^2}{4}\delta_{\text{dr}} - k^2\sigma_{\text{dr}} + k^2\mathbf{m}_{\psi} - a\Gamma_{\text{dcdm}}\frac{3\rho_{\text{dcdm}}}{4\rho_{\text{dr}}}\left(\frac{4}{3}\theta_{\text{dr}} - \theta_{\text{dcdm}}\right), \quad (2.13)$$

where the metric source terms \mathbf{m}_{cont} and \mathbf{m}_{ψ} are given in Table 1.

2.4 Boltzmann hierarchy for decay radiation

The full perturbations of the decay radiation distribution function can be written in different ways. We adopt here the same set of equations as in [5], in which the perturbations of the (integrated) phase-space distribution function are defined as

$$F_{\text{dr}} \equiv \frac{\int dq q^3 f_{\text{dr}}^0 \Psi_{\text{dr}}}{\int dq q^3 f_{\text{dr}}^0} r_{\text{dr}}, \quad (2.14)$$

with r_{dr} defined as

$$r_{\text{dr}} \equiv \frac{\rho_{\text{dr}} a^4}{\rho_{\text{cr},0}}, \quad (2.15)$$

where the the critical energy density today, $\rho_{\text{cr},0}$, has been introduced to make r_{dr} dimensionless. The derivative of r_{dr} is given by

$$r_{\text{dr}}' = a\Gamma_{\text{dcdm}}\rho_{\text{dcdm}}/\rho_{\text{dr}}, \quad (2.16)$$

so that r_{dr} is constant in absence of a source. The point of introducing such a factor in the definition of F_{dr} is to cancel the time-dependence F_{dr} due to the background distribution

function f_{dr}^0 in the denominator of equation (2.14). This simplifies the Boltzmann hierarchy for the Legendre multipoles $F_{\text{dr},\ell}$, which obey the following equations

$$F'_{\text{dr},0} = -kF_{\text{dr},1} - \frac{4}{3}r_{\text{dr}}\mathbf{m}_{\text{cont}} + r_{\text{dr}}'(\delta_{\text{dcdm}} + \mathbf{m}_{\psi}) , \quad (2.17)$$

$$F'_{\text{dr},1} = \frac{k}{3}F_{\text{dr},0} - \frac{2k}{3}F_{\text{dr},2} + \frac{4k}{3}r_{\text{dr}}\mathbf{m}_{\psi} + \frac{r_{\text{dr}}'}{k}\theta_{\text{dcdm}} , \quad (2.18)$$

$$F'_{\text{dr},2} = \frac{2k}{5}F_{\text{dr},1} - \frac{3k}{5}F_{\text{dr},3} + \frac{8}{15}r_{\text{dr}}\mathbf{m}_{\text{shear}} , \quad (2.19)$$

$$F'_{\text{dr},\ell} = \frac{k}{2\ell+1}(\ell F_{\text{dr},\ell-1} - (\ell+1)F_{\text{dr},\ell+1}), \quad \ell > 2 . \quad (2.20)$$

The expression for $\mathbf{m}_{\text{shear}}$ can be found in Table 1. For the sake of simplicity, we have reported these equations in a spatially flat universe, but for our analysis we implemented the equations in a general curved FLRW model, following [25]. The Boltzmann hierarchy is truncated at some ℓ_{max} following the prescription of [24] generalised to spatial curvature [25].

3 Comparison with data

3.1 Observable effects

When discussing the effect of a given parameter on the CMB describing some new physics, one should specify which other parameters are kept fixed. The best choice is the one allowing to cancel all trivial effects, in order to isolate the distinct residual effect associated to the new physics.

Here the focus is on the effect of the DM decay rate Γ_{dcdm} . If we were varying Γ_{dcdm} while keeping the DM density fixed *today* (either the physical density $\omega_{\text{dcdm}} = \Omega_{\text{dcdm}}h^2$ or fractional density Ω_{dcdm}), the code would automatically adjust initial conditions in the early universe. The direct effect of Γ_{dcdm} on the perturbations would then be mixed with that of changing the early cosmological evolution, and in particular the redshift of equality.

Hence, a better choice is to fix all initial conditions, so that varying Γ_{dcdm} only affects the late cosmological evolution. In order to do this easily, we implemented an alternative parametrisation in CLASS. Instead of providing $\omega_{\text{dcdm}+\text{dr}}$ or $\Omega_{\text{dcdm}+\text{dr}}$ as input and letting the code compute the initial dcdm density, the user can choose to pass the initial density of decaying DM (in dimensionless units, as $\Omega_{\text{dcdm}}^{\text{ini}} \equiv (\rho_{\text{dcdm}}^{\text{ini}}a^3/\rho_{\text{cr},0})$ or $\omega_{\text{dcdm}}^{\text{ini}} \equiv \Omega_{\text{dcdm}}^{\text{ini}}h^2$), and the code will find the correct density today. Note however, that this procedure also involves a shooting method in order to satisfy the closure equation $\sum_i \Omega_i = 1 - \Omega_k$. With this approach, we preserve the full cosmological evolution at least until photon decoupling, since for realistic values of Γ_{dcdm} allowed by observations, the DM decay is only significant at late time, long after photon decoupling. In particular, the effects of Γ_{dcdm} on the CMB are the following:

- i) a change in the angular diameter distance to decoupling, shifting the whole CMB spectra in multipole space;
- ii) a late Integrated Sachs-Wolfe (ISW) effect, since a modification of the homogeneous and perturbed density of DM at late times affects the evolution of metric fluctuations through the Poisson equation;
- iii) a different amount of CMB lensing, affecting the contrast between maxima and minima in the lensed CMB spectra.

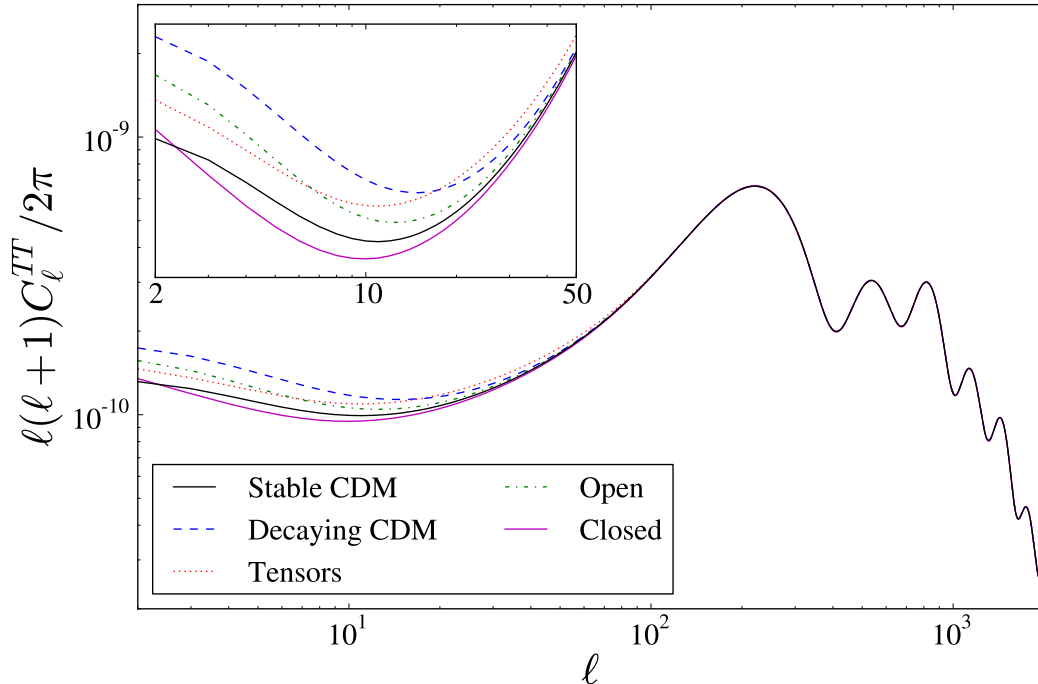


Figure 1. CMB temperature power spectrum for a variety of models, all with the same parameters $\{100\theta_s, \omega_{\text{dcdm}}^{\text{ini}}, \omega_b, \ln(10^{10}A_s), n_s, \tau_{\text{reio}}\} = \{1.04119, 0.12038, 0.022032, 3.0980, 0.9619, 0.0925\}$ taken from the Planck+WP best fit [26]. For all models except the “Decaying CDM” one, the decay rate Γ_{dcdm} is set to zero, implying that the “dcdm” species is equivalent to standard cold DM with a present density $\omega_{\text{cdm}} = \omega_{\text{dcdm}}^{\text{ini}} = 0.12038$. The “Decaying CDM” model has $\Gamma_{\text{dcdm}} = 20 \text{ km s}^{-1}\text{Mpc}^{-1}$, the “Tensors” model has $r = 0.2$, and the “Open” (“Closed”) models have $\Omega_k = 0.02$ (-0.2). The main differences occur at low multipoles and comes from either different late ISW contributions or non-zero tensor fluctuations.

To check (ii), we plot in Figure 1 the unlensed temperature spectrum of models with Γ_{dcdm} set either to 0 or $20 \text{ km s}^{-1}\text{Mpc}^{-1}$ ³. To keep the early cosmological evolution fixed, we stick to constant values of the density parameters ($\omega_{\text{dcdm}}^{\text{ini}}, \omega_b$), of primordial spectrum parameters (A_s, n_s) and of the reionization optical depth τ_{reio} . Of course, for $\Gamma_{\text{dcdm}} = 0$, the dcdm species is equivalent to standard cold DM with a current density $\omega_{\text{cdm}} = \omega_{\text{dcdm}}^{\text{ini}}$. We need to fix one more background parameter in order to fully specify the late cosmological evolution. Possible choices allowed by CLASS include h , or the angular scale of the sound horizon at decoupling, $\theta_s = r_s(t_{\text{dec}})/d_s(t_{\text{dec}})$. We choose to stick to a constant value of θ_s , in order to eliminate the effect (i) described above, and observe only (ii). We see indeed in Figure 1 that with such a choice, the spectra of the stable and decaying DM models overlap everywhere except at small multipoles. To check that this is indeed due to a different late ISW effect, we show in Figure 2 the decomposition of the total spectrum in individual contribution, for the stable model and a dcdm model in which the decay rate was pushed to $100 \text{ km s}^{-1}\text{Mpc}^{-1}$.

Since the dominant effect of decaying DM is a modification of the small- ℓ part of the CMB temperature spectrum, in the rest of the analysis, it will be relevant to investigate de-

³It is useful to bear in mind the conversion factor $1 \text{ km s}^{-1}\text{Mpc}^{-1} = 1.02 \times 10^{-3}\text{Gyr}^{-1}$.

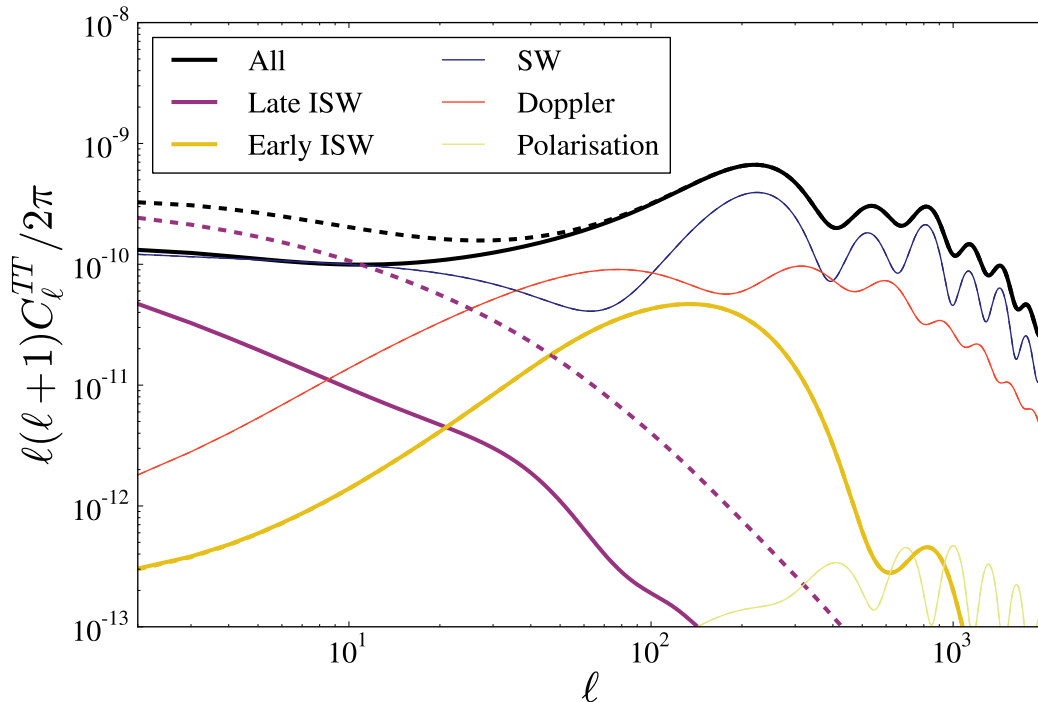


Figure 2. The single contributions to the CMB temperature spectrum (Sachs-Wolfe, early and late Integrated Sachs-Wolfe, Doppler and polarisation-induced) for a stable model (solid) and a dcdm model (dashed) with $\Gamma_{\text{dcdm}} = 100$ km/s/Mpc. The value of other parameters is set as in Figure 1. We see that only the late ISW effect is sensitive to the decay rate (for other contributions, solid and dashed lines are indistinguishable).

degeneracies between Γ_{dcdm} and other parameters affecting mainly the large-angle CMB spectra, like the spatial curvature parameter Ω_k or the tensor-to-scalar ratio r (defined throughout this paper at the pivot scale $k_* = 0.05/\text{Mpc}$). We show examples of such models in Figure 1, from which it is not obvious that very small variations of Γ_{dcdm} , Ω_k and r can be distinguished, given the cosmic variance uncertainty on low ℓ 's. It is useful to plot the matter power spectrum $P(k)$ of the same models, to see whether CMB lensing or direct measurements of $P(k)$ can help to reduce the degeneracy. This is done in Figure 3. We see that all the parameters discussed here have a different effect on $P(k)$. Playing with tensor modes leaves the matter power spectrum invariant, since it is related to scalar perturbations only. Varying Γ_{dcdm} changes $P(k)$ slightly for several reasons:

- the different background evolution of ρ_{dcdm} leads to an overall vertical shift of the spectrum;
- the different values of h needed to get the same θ_s changes the ratio of the Hubble scale at equality and today, hence shifting the spectrum horizontally;
- on top of these shifting effects, the different evolution of δ_{dcdm} is such that dcdm has a reduced linear growth factor, affecting the actual shape of the matter power spectrum.

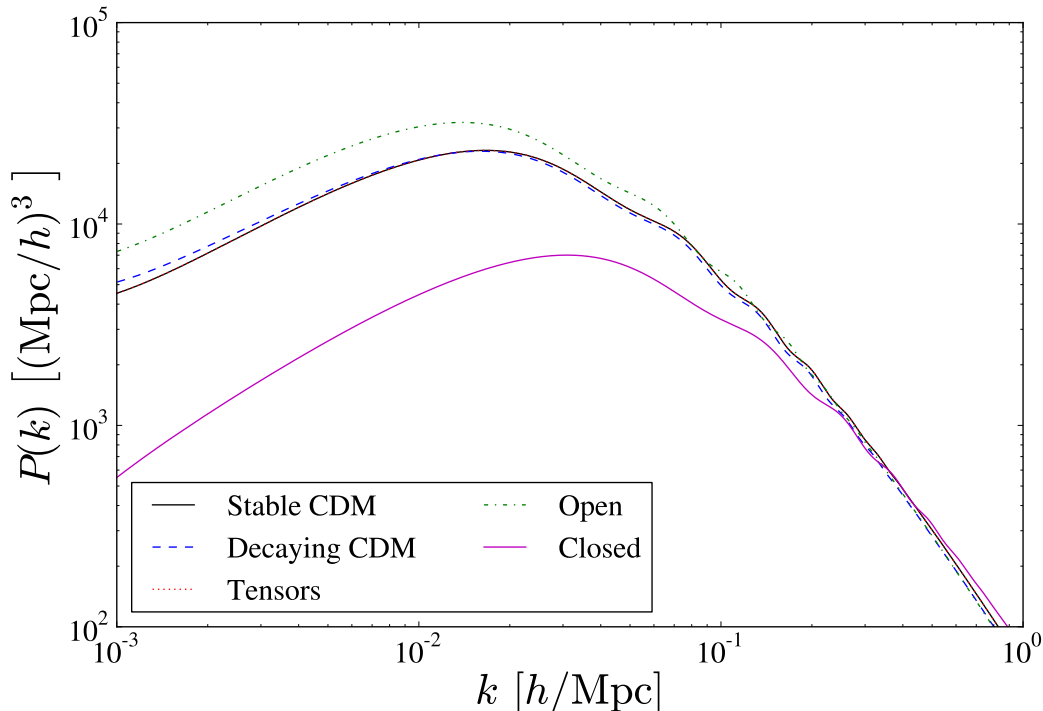


Figure 3. Matter power spectrum $P(k)$ (computed in the Newtonian gauge) for the same models considered in Figure 1. The black curve (Stable CDM) is hidden behind the red one (Tensors).

When introducing the curvature parameter, one gets a combination of the first two effects only. Moreover, variations of Γ_{dcdm} and Ω_k leading to an effect in the CMB of the same amplitude give effects on the $P(k)$ with very different amplitudes. This comparison shows that, at least in principle, CMB lensing effects and direct constraints on $P(k)$ may help to break degeneracies, and to measure Γ_{dcdm} independently of Ω_k and r . This can only be confirmed by a global fit to current observations.

3.2 The data

The parameter extraction is done using a Metropolis Hastings algorithm, with a Cholesky decomposition to better handle the large number of nuisance parameters [27]. We investigate two combinations of experiments which we denote by A and B . Both share the Planck likelihoods, consisting of the low- ℓ , high- ℓ , lensing reconstruction and low- ℓ WMAP polarisation, as well as the WiggleZ data [28], and the BOSS measurement of the Baryon Acoustic Oscillation scale at $z = 0.57$ [29]. The set B adds the BICEP2 public likelihood code [16]. We used the publicly available Monte Python⁴ code [30] for the analysis.

We performed the analysis selecting flat priors for the following set of parameters

$$\{\omega_b, H_0, A_s, n_s, \tau_{\text{reio}}, \omega_{\text{dcdm}+\text{dr}}, \Gamma_{\text{dcdm}}, r, \Omega_k\},$$

in addition to the other nuisance parameters for the Planck likelihood, omitted here for brevity. The first five cosmological parameters stand respectively for the baryon density, the

⁴https://github.com/audren/montepython_public

Hubble parameter, the amplitude at $k_* = 0.05/\text{Mpc}$ and tilt of the initial curvature power spectrum, and the optical depth to reionisation. The next parameter $\omega_{\text{dcdm+dr}}$ denote the physical density of decaying dark matter plus its decay product today (in practise, $\omega_{\text{dcdm+dr}}$ is extremely close to ω_{dcdm} up to typically 4%). Finally, the last two parameters are the dcdm decay rate and the tensor-to-scalar ratio, also measured at the pivot scale $k_* = 0.05/\text{Mpc}$. In some of our runs, we vary the curvature parameter $\Omega_k = 1 - \Omega_{\text{tot}}$.

The tensor tilt n_t is set to satisfy the self-consistency condition from inflation, *i.e.* $n_t = -r/8(2 - r/8 - n_s)$, whereas the tensor running α_t is neglected. For the neutrino sector, for simplicity, we performed the same assumption as in [26] (two relativistic neutrinos and one with a mass of 0.06 eV).

3.3 Results

The results are summarized in Table 2 and Figures 4 and 5.

Model Data	$\Lambda\text{CDM} + \{\Gamma_{\text{dcdm}}, r\}$		$\Lambda\text{CDM} + \{\Gamma_{\text{dcdm}}, r, \Omega_k\}$	
	A	B	A	B
$100\omega_b$	$2.231^{+0.025}_{-0.024}$	$2.226^{+0.024}_{-0.024}$	$2.247^{+0.028}_{-0.030}$	$2.247^{+0.028}_{-0.029}$
H_0 [km/s/Mpc]	$68.89^{+0.62}_{-0.61}$	$68.92^{+0.61}_{-0.62}$	$68.21^{+0.79}_{-0.79}$	$68.07^{+0.83}_{-0.80}$
$10^9 A_s$	$2.145^{+0.044}_{-0.050}$	$2.143^{+0.044}_{-0.047}$	$2.157^{+0.046}_{-0.054}$	$2.156^{+0.045}_{-0.052}$
n_s	$0.9643^{+0.0055}_{-0.0056}$	$0.9666^{+0.0055}_{-0.0056}$	$0.9705^{+0.0071}_{-0.0077}$	$0.9742^{+0.0072}_{-0.0076}$
τ_{reio}	$0.082^{+0.012}_{-0.011}$	$0.082^{+0.011}_{-0.011}$	$0.08676^{+0.012}_{-0.013}$	$0.08792^{+0.011}_{-0.013}$
$\omega_{\text{dcdm+dr}}$	$0.1142^{+0.0016}_{-0.0014}$	$0.1142^{+0.0017}_{-0.0014}$	$0.1117^{+0.0026}_{-0.0023}$	$0.1113^{+0.0025}_{-0.0023}$
Γ_{dcdm} [km s ⁻¹ Mpc ⁻¹]	< 5.9	< 5.0	< 6.0	< 4.9
r	< 0.13	$0.164^{+0.032}_{-0.040}$	$0.05273^{+0.012}_{-0.053}$	$0.1713^{+0.033}_{-0.039}$
$10^2\Omega_k$	–	–	$-0.3517^{+0.28}_{-0.26}$	$-0.4405^{+0.30}_{-0.27}$
τ_{dcdm} [Gyr]	> 160	> 200	> 160	> 200

Table 2. Marginalised Bayesian credible intervals for the cosmological parameters of the models considered in our analysis. We quote either mean values and 68% confidence levels or 95% upper/lower bounds. The last lines show the results for the derived parameter $\tau_{\text{dcdm}} = 1/\Gamma_{\text{dcdm}}$ representing the dcdm lifetime (assuming a flat prior on the rate Γ_{dcdm} , and not on the lifetime).

For the $\Lambda\text{CDM} + \{\Gamma_{\text{dcdm}}, r\}$ model, we find that the best-fit model has a negligible decay rate. Using the *A* dataset, the upper bound is $\Gamma_{\text{dcdm}} < 5.9 \text{ km s}^{-1}\text{Mpc}^{-1}$ (95% CL). The decay rate is not significantly correlated with any other cosmological parameter, except $\omega_{\text{dcdm+dr}}$ and r , as can be seen in Figure 4. Indeed, the data prefer a certain amount of DM at early times, corresponding to the correct redshift of equality. Hence models with a large decay rate have a smaller DM density today, explaining the negative correlation between Γ_{dcdm} and $\omega_{\text{dcdm+dr}}$. There is also a correlation between Γ_{dcdm} and r : both parameters can enhance the small- l CMB temperature spectrum, so larger values of r lead to a stronger

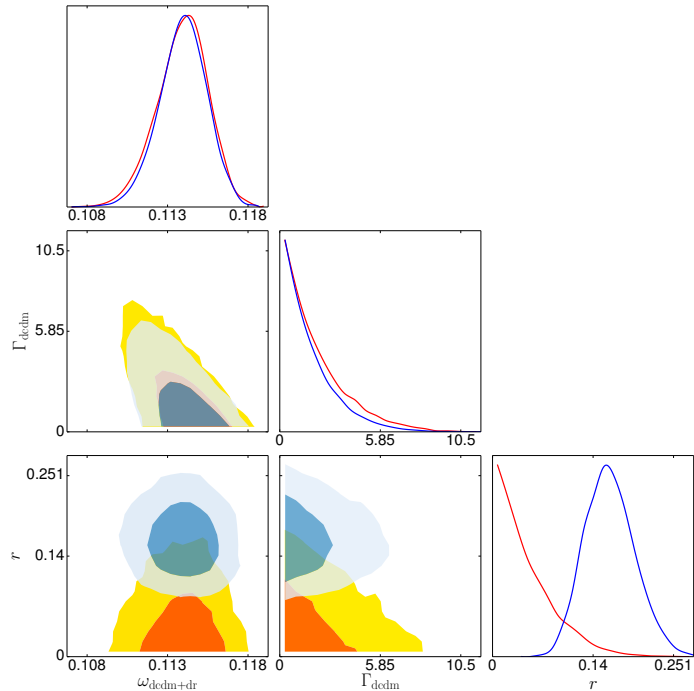


Figure 4. Comparison of the results for $\{\omega_{\text{dcdm}+\text{dr}}, \Gamma_{\text{dcdm}}, r\}$ for the $\Lambda\text{CDM} + \{\Gamma_{\text{dcdm}}, r\}$ model for the 1-d and 2-d posterior distributions, using the dataset set *A* (blue contours) and *B* (yellow/orange contours). The contours represent 68% and 95% confidence levels.

bound on Γ_{dcdm} . Still, since r is peaked in zero (as usual using Planck data), we know that the bound on Γ_{dcdm} that we would obtain under the assumption $r = 0$ would be very similar to what we get here.

For the same model and the *B* dataset, the bounds on the tensor-to-scalar ratio moves close to $r \simeq 0.17$ at $k_* = 0.05/\text{Mpc}$ (slightly lower than in the $\Lambda\text{CDM} + r$ model, because of the correlation with Γ_{dcdm}), pushing the bound on the DDM decay rate down to $4.8 \text{ km s}^{-1}\text{Mpc}^{-1}$.

For the $\Lambda\text{CDM} + \{\Gamma_{\text{dcdm}}, r, \Omega_k\}$ model, and using either the *A* or *B* data set, we see in Figure 5 that Γ_{dcdm} is not correlated with Ω_k , and that the bounds on Γ_{dcdm} are nearly the same as in the flat model. Indeed, the combination of CMB and LSS data allow us to distinguish between the effects of these two parameters. Since r and Ω_k are the two parameters most likely to be degenerate with Γ_{dcdm} within the simplest extensions of ΛCDM , we conclude that current CMB and LSS data provide very robust limits on the dcdm decay rate, depending on the data set, but not on the assumed cosmological model.

4 Conclusions

We have shown that the lifetime of CDM must be above 160 Gyr (or 200 Gyr assuming that BICEP2 has detected gravitational waves), even for the most conservative case where CDM decays entirely into Dark Radiation. This is a model independent bound, since it relies only on the gravitational interactions of CDM and its decay product which can not be avoided in any particle physics model. If the decay product is allowed to have a mass, we would expect

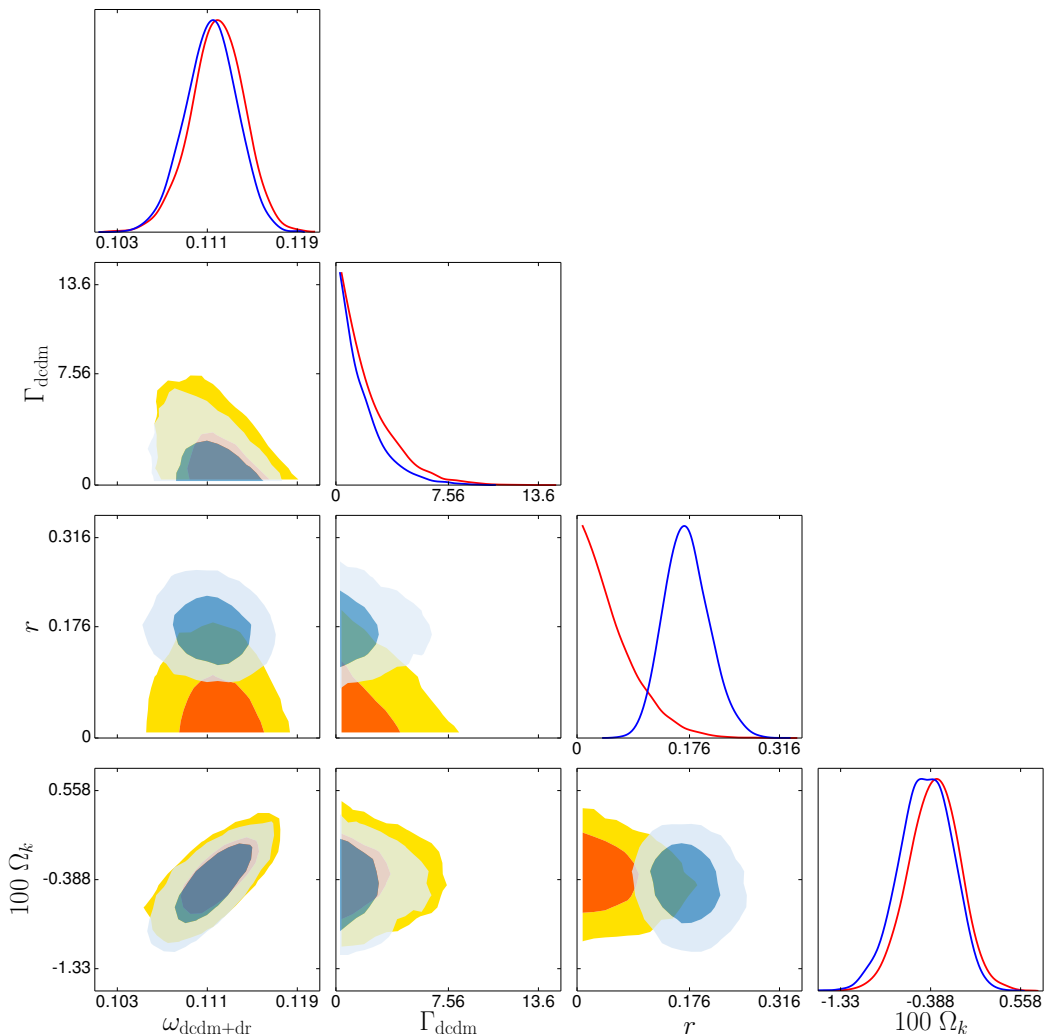


Figure 5. For the $\Lambda\text{CDM} + \{\Gamma_{\text{dcdm}}, r, \Omega_k\}$ model, comparison of the results for $\{\omega_{\text{dcdm}+\text{dr}}, \Gamma_{\text{dcdm}}, r, \Omega_k\}$ using the dataset set *A* (blue contours) and *B* (yellow/orange contours), for the 1d and 2d posterior distributions. The contours represent 68% and 95% confidence levels.

this bound to worsen depending on the mass of the daughter particles. We will consider this scenario in a future publication.

The bound on Γ_{dcdm} has relevant implications on particle physics model buildings. Depending on the specific scenario containing a decaying massive particle which may act as a DM contribution, the lifetime constraint can typically be translated into a lower bound on the particular new mass scale which enters the decay process via a non standard interaction. As a key example, consider the already mentioned Majoron scenario. In this case the pseudo-scalar Goldstone boson related to the breaking of lepton number conservation, acquires a finite mass due to non-perturbative quantum gravity effects that explicitly break global symmetries, and decays into (mainly) neutrino pairs. From its decay rate of Eq. (1.1), a lifetime larger than 200 Gyr translates into the following lower bound on the lepton number breaking scale v

$$v > 4.4 \cdot 10^8 \frac{m_\nu}{\text{eV}} \left(\frac{m_J}{\text{keV}} \right)^{1/2} \text{ GeV}. \quad (4.1)$$

This is just an example of how a strong constraint on DM stability can provide relevant information on its yet unknown nature and constrain models of new non-standard interactions. Finally, we would like to remark that these bounds are expected to become even stronger in the near future. Indeed, a key role in their improvement will be played by future weak lensing surveys, which will also help in reducing degeneracies with massive neutrinos, see e.g. [31, 32].

Acknowledgements

GM acknowledges support by the *Istituto Nazionale di Fisica Nucleare* I.S. TASP and by MIUR, PRIN *Fisica Teorica Astroparticellare*. BA, JL and TT received support from the Swiss National Foundation. At LAPTh, this activity was developed coherently with the research axes supported by the ANR Labex grant ENIGMASS.

References

- [1] T. Hambye, “On the stability of particle dark matter,” *PoS IDM2010* (2011) 098, [arXiv:1012.4587 \[hep-ph\]](#).
- [2] M. Cirelli, E. Moulin, P. Panci, P. D. Serpico, and A. Viana, “Gamma ray constraints on Decaying Dark Matter,” *Phys.Rev.* **D86** (2012) 083506, [arXiv:1205.5283 \[astro-ph.CO\]](#).
- [3] K. Ichiki, M. Oguri, and K. Takahashi, “WMAP constraints on decaying cold dark matter,” *Phys.Rev.Lett.* **93** (2004) 071302, [arXiv:astro-ph/0403164 \[astro-ph\]](#).
- [4] J. A. Adams, S. Sarkar, and D. Sciama, “CMB anisotropy in the decaying neutrino cosmology,” *Mon.Not.Roy.Astron.Soc.* **301** (1998) 210–214, [arXiv:astro-ph/9805108 \[astro-ph\]](#).
- [5] M. Kaplinghat, R. E. Lopez, S. Dodelson, and R. J. Scherrer, “Improved treatment of cosmic microwave background fluctuations induced by a late decaying massive neutrino,” *Phys.Rev.* **D60** (1999) 123508, [arXiv:astro-ph/9907388 \[astro-ph\]](#).
- [6] S. De Lope Amigo, W. M.-Y. Cheung, Z. Huang, and S.-P. Ng, “Cosmological Constraints on Decaying Dark Matter,” *JCAP* **0906** (2009) 005, [arXiv:0812.4016 \[hep-ph\]](#).
- [7] M. Lattanzi and J. Valle, “Decaying warm dark matter and neutrino masses,” *Phys.Rev.Lett.* **99** (2007) 121301, [arXiv:0705.2406 \[astro-ph\]](#).
- [8] M. Lattanzi, “Decaying Majoron Dark Matter and Neutrino Masses,” *AIP Conf.Proc.* **966** (2007) 163–169, [arXiv:0802.3155 \[astro-ph\]](#).
- [9] Y. Gong and X. Chen, “Cosmological Constraints on Invisible Decay of Dark Matter,” *Phys.Rev.* **D77** (2008) 103511, [arXiv:0802.2296 \[astro-ph\]](#).
- [10] A. H. Peter, “Mapping the allowed parameter space for decaying dark matter models,” *Phys.Rev.* **D81** (2010) 083511, [arXiv:1001.3870 \[astro-ph.CO\]](#).
- [11] A. H. Peter and A. J. Benson, “Dark-matter decays and Milky Way satellite galaxies,” *Phys.Rev.* **D82** (2010) 123521, [arXiv:1009.1912 \[astro-ph.GA\]](#).
- [12] R. Huo, “Constraining Decaying Dark Matter,” *Phys.Lett.* **B701** (2011) 530–534, [arXiv:1104.4094 \[hep-ph\]](#).
- [13] S. Aoyama, K. Ichiki, D. Nitta, and N. Sugiyama, “Formulation and constraints on decaying dark matter with finite mass daughter particles,” *JCAP* **1109** (2011) 025, [arXiv:1106.1984 \[astro-ph.CO\]](#).
- [14] M.-Y. Wang, R. A. C. Croft, A. H. G. Peter, A. R. Zentner, and C. W. Purcell, “Lyman-alpha Forest Constraints on Decaying Dark Matter,” [arXiv:1309.7354 \[astro-ph.CO\]](#).

- [15] S. Aoyama, T. Sekiguchi, K. Ichiki, and N. Sugiyama, “Evolution of perturbations and cosmological constraints in decaying dark matter models with arbitrary decay mass products,” [arXiv:1402.2972 \[astro-ph.CO\]](#).
- [16] **BICEP2 Collaboration** Collaboration, P. Ade *et al.*, “BICEP2 I: Detection Of B-mode Polarization at Degree Angular Scales,” [arXiv:1403.3985 \[astro-ph.CO\]](#).
- [17] V. Berezhinsky and J. Valle, “The KeV majoron as a dark matter particle,” *Phys.Lett.* **B318** (1993) 360–366, [arXiv:hep-ph/9309214 \[hep-ph\]](#).
- [18] F. Bazzocchi, M. Lattanzi, S. Riemer-Sorensen, and J. W. Valle, “X-ray photons from late-decaying majoron dark matter,” *JCAP* **0808** (2008) 013, [arXiv:0805.2372 \[astro-ph\]](#).
- [19] M. Lattanzi, S. Riemer-Sorensen, M. Tortola, and J. W. F. Valle, “Updated CMB, X- and gamma-ray constraints on majoron dark matter,” *Phys.Rev.* **D88** (2013) 063528, [arXiv:1303.4685 \[astro-ph.HE\]](#).
- [20] J. Schechter and J. Valle, “Neutrino Masses in SU(2) x U(1) Theories,” *Phys.Rev.* **D22** (1980) 2227.
- [21] S. Palomares-Ruiz, “Model-Independent Bound on the Dark Matter Lifetime,” *Phys.Lett.* **B665** (2008) 50–53, [arXiv:0712.1937 \[astro-ph\]](#).
- [22] J. Lesgourgues, “The Cosmic Linear Anisotropy Solving System (CLASS) I: Overview,” [arXiv:1104.2932 \[astro-ph.IM\]](#).
- [23] D. Blas, J. Lesgourgues, and T. Tram, “The Cosmic Linear Anisotropy Solving System (CLASS) II: Approximation schemes,” *JCAP* **1107** (2011) 034, [arXiv:1104.2933 \[astro-ph.CO\]](#).
- [24] C.-P. Ma and E. Bertschinger, “Cosmological perturbation theory in the synchronous and conformal Newtonian gauges,” *Astrophys.J.* **455** (1995) 7–25, [arXiv:astro-ph/9506072 \[astro-ph\]](#).
- [25] J. Lesgourgues and T. Tram, “Fast and accurate CMB computations in non-flat FLRW universes,” [arXiv:1312.2697 \[astro-ph.CO\]](#).
- [26] **Planck Collaboration** Collaboration, P. Ade *et al.*, “Planck 2013 results. XVI. Cosmological parameters,” [arXiv:1303.5076 \[astro-ph.CO\]](#).
- [27] A. Lewis, “Efficient sampling of fast and slow cosmological parameters,” *Phys.Rev.* **D87** (2013) no. 10, 103529, [arXiv:1304.4473 \[astro-ph.CO\]](#).
- [28] D. Parkinson, S. Riemer-Sorensen, C. Blake, G. B. Poole, T. M. Davis, *et al.*, “The WiggleZ Dark Energy Survey: Final data release and cosmological results,” *Phys.Rev.* **D86** (2012) 103518, [arXiv:1210.2130 \[astro-ph.CO\]](#).
- [29] **BOSS Collaboration** Collaboration, L. Anderson *et al.*, “The clustering of galaxies in the SDSS-III Baryon Oscillation Spectroscopic Survey: Baryon Acoustic Oscillations in the Data Release 10 and 11 galaxy samples,” [arXiv:1312.4877 \[astro-ph.CO\]](#).
- [30] B. Audren, J. Lesgourgues, K. Benabed, and S. Prunet, “Conservative Constraints on Early Cosmology: an illustration of the Monte Python cosmological parameter inference code,” *JCAP* **1302** (2013) 001, [arXiv:1210.7183 \[astro-ph.CO\]](#).
- [31] M.-Y. Wang and A. R. Zentner, “Weak Gravitational Lensing as a Method to Constrain Unstable Dark Matter,” *Phys.Rev.* **D82** (2010) 123507, [arXiv:1011.2774 \[astro-ph.CO\]](#).
- [32] M.-Y. Wang and A. R. Zentner, “Effects of Unstable Dark Matter on Large-Scale Structure and Constraints from Future Surveys,” *Phys.Rev.* **D85** (2012) 043514, [arXiv:1201.2426 \[astro-ph.CO\]](#).