


Fall 1993

# Jefferson Alumni Bulletin – Volume XLII, Number 1, Fall 1993

## Let us know how access to this document benefits you

Follow this and additional works at: [http://jdc.jefferson.edu/alumni\\_bulletin](http://jdc.jefferson.edu/alumni_bulletin)

 Part of the [History of Science, Technology, and Medicine Commons](#), and the [Medicine and Health Sciences Commons](#)

### Recommended Citation

"Jefferson Alumni Bulletin – Volume XLII, Number 1, Fall 1993" (1993). *Jefferson Medical College Alumni Bulletin*. Paper 225.

[http://jdc.jefferson.edu/alumni\\_bulletin/225](http://jdc.jefferson.edu/alumni_bulletin/225)

This Article is brought to you for free and open access by the Jefferson Digital Commons. The Jefferson Digital Commons is a service of Thomas Jefferson University's [Center for Teaching and Learning \(CTL\)](#). The Commons is a showcase for Jefferson books and journals, peer-reviewed scholarly publications, unique historical collections from the University archives, and teaching tools. The Jefferson Digital Commons allows researchers and interested readers anywhere in the world to learn about and keep up to date with Jefferson scholarship. This article has been accepted for inclusion in *Jefferson Medical College Alumni Bulletin* by an authorized administrator of the Jefferson Digital Commons. For more information, please contact: [JeffersonDigitalCommons@jefferson.edu](mailto:JeffersonDigitalCommons@jefferson.edu).

# JEFFERSON

MEDICAL COLLEGE ALUMNI BULLETIN Fall 1993



**House Staff Receive a  
Comprehensive Preparation**

Page 2



# Upcoming Events

**December 10**, Friday, 8:00 P.M.

CONCERT OF THE THOMAS JEFFERSON UNIVERSITY CHOIR AND ORCHESTRA Including Bach's *Magnificat*, the Hallelujah Chorus from Handel's *Messiah*, and seasonal carols At First Baptist Church, 17th and Sansom Streets (admission free)

**January 27, 1994**, Thursday

ALUMNI ASSOCIATION EXECUTIVE COMMITTEE Reception, Buffet, Meeting 5:45 P.M., The Faculty Club

**February 24**, Thursday

ALUMNI ASSOCIATION ANNUAL BUSINESS MEETING, Eakins Lounge

**February 25**, Friday, 6:00 P.M., New Orleans

JEFFERSON RECEPTION at the meeting of The American Academy of Orthopaedic Surgeons

**March 11**, Friday

PARENTS' DAY

**March 24**, Thursday

ALUMNI ASSOCIATION EXECUTIVE COMMITTEE Reception, Buffet, Meeting 5:45 P.M., The Faculty Club

**April 7**, Thursday, 5:00 P.M.

THE WARREN R. LANG ('43) LECTURE Delivered by Howard W. Jones III, M.D., Professor and Director of Gynecologic Oncology at Vanderbilt University, In DePalma Auditorium in the Thompson Building (open to the public)

**April 19**, Tuesday

RECEPTION IN LEHIGH VALLEY, PENNSYLVANIA, to meet University President Paul C. Brucker, M.D.

**April 22**, Friday, 6:00 P.M., Miami

JEFFERSON RECEPTION at the meeting of The American College of Physicians

**April 28**, Thursday

ALUMNI ASSOCIATION EXECUTIVE COMMITTEE Reception, Buffet, Meeting 5:45 P.M., The Faculty Club

**May 9**, Monday, 6:00 P.M., Orlando, Florida

JEFFERSON RECEPTION at the meeting of The American College of Obstetricians And Gynecologists

**May 24**, Tuesday, 6:00 P.M., Philadelphia

JEFFERSON RECEPTION at the meeting of The American Psychiatric Association

## Alumni Weekend '94

**June 10**, Friday

ALUMNI BANQUET

**June 11**, Saturday

CLINIC PRESENTATIONS, DEAN'S LUNCHEON, PROGRAMS, REUNION PARTIES

**June 12**, Sunday

FAREWELL BRUNCH

**On the Front Cover**

Pulmonary fellow Barbara M. Leighton '90—who also did her residency at Jefferson—with a patient. See page 2

Photo by Pejman Makarechi, Medical Media Services



8



11



16

**On the Back Cover**

Affiliated hospitals for Graduate medical education. See page 3

Cover by Malcolm Clendenin

**House Staff Receive a Comprehensive Preparation 2**

**Rectal Cancer Management Arrives on the Threshold Of Synergy with Basic Research 6**

**Appointments**

**Fry is the First Marks Professor 8**

**Funding Completed for The Kind Professorship 9**

**Bibbo is the First Lang Professor 10**

**Institute for Dermatopathology 11**

**Joslin Center for Diabetes 11**

**Research**

**\$54 Million in Awards in 1993 12**

**Blood Substitute is Refined 12**

**Study Suggests Site of Alcohol and Anesthesia Action 13**

**The Young Investigator**

**Computers Assist Drug Design 13**

**On Campus**

**Clinton Aide Discusses Health Care Reform 14**

**Abroad**

**Portrait Exhibited in London 15**

**Class Notes**

**Richard H. Schwarz '55 Appointed Interim President at SUNY-Brooklyn 21**

**Books**

**Earl J. Fleegler '65 is Editor of Tumors of the Hand and Upper Limb 25**

**Editor**  
Mary B. Monteith

**Assistant Editor and Designer**  
Malcolm Clendenin

**Publication Committee**  
Stanton N. Smullens '61, *Chairman*  
Dolores A. Siegel DePersia '81  
John J. Gartland S'44  
William V. Harrer '62  
Fred D. Lublin '72  
Bernard J. Miller '43  
J. Woodrow Savacool '38  
Joseph L. Seltzer '71

The quarterly magazine, Fall (November), Winter (February), Spring (May), Summer (August)  
Published continuously since 1922

Address correspondence to "Attention *Alumni Bulletin*"  
Jefferson Medical College  
of Thomas Jefferson University  
1020 Locust Street, Suite M-41  
Philadelphia, PA 19107

*Alumni Bulletin* Office 215 955 7920  
Fax 215 923 9916  
Alumni Office 215 955 7750

The Jefferson community and supporters are welcome to receive the *Bulletin*. Please contact the address above

Postmaster: send address changes to the address above. Second class postage paid at Philadelphia, PA ISSN-0021-5821



# House Staff Receive a Comprehensive Preparation

Joseph F. Rodgers '57, Associate Dean for Residency and Affiliated Hospital Programs

In 1984 the Board of Trustees of Thomas Jefferson University delegated responsibility for graduate medical education and affiliated hospitals to the Dean of Jefferson Medical College. This was intended to assure the quality and evenness of the education for all students and residents since approximately 50 percent of the students' clinical education is provided by residents and 50 percent is provided at affiliated hospitals.

Dean Joseph S. Gonnella, M.D. created the division of residency and affiliated hospital programs in the dean's office to monitor and expand programs at the affiliated hospitals as well as Thomas Jefferson University Hospital.

Jefferson has been fortunate in having ample numbers of excellent affiliates which are vital for educating its large number of students and residents. Presently the medical college is affiliated with more than 20 hospitals of which six do the bulk of the teaching.

The house staff includes graduates of roughly two thirds of U.S. medical schools and many well-known foreign schools. There are 20 applicants for every first-year slot. Residency programs and graduate medical education are major responsibilities of the individual clinical departments.

But the practice of medicine continues to become more complex not only clinically but also in areas outside the realm of traditional departmental programs. To address these needs, the medical college appointed a task force on how to complement the existing graduate medical education. The college has initiated additional training in:

- stress management;
- improving residents' teaching skills;
- medicolegal considerations;
- practice management;
- leadership development.

## Maintaining Relationships

The importance of good relationships with affiliated hospitals cannot be stressed

enough. Contact must be ongoing and regular between faculty, department chairmen, and administration. Regular visits are made to all major affiliates by the dean and the Associate Dean for Residency and Affiliated Hospital Programs. The Committee on Affiliations and the Student Council also play important roles.

The committee, chaired by the associate dean, meets three times a year. It is composed of directors of medical education from affiliated hospitals, Jefferson departmental coordinators of education, the dean's staff, and Student Council representatives. Discussions are concerned primarily with educational programs.

The Student Council helps foster relationships with our affiliated hospitals. In conjunction with the dean's office, it sponsors an Affiliations Day on which representatives come to Jefferson, giving students the opportunity to confer with affiliated faculty regarding educational opportunities at individual hospitals. In addition, two handbooks are published, the *Student's Guide to Affiliates* and the *Student's Guide to Electives*, providing additional information on educational programs and facilities at the various institutions.

## Evaluation

The college is sensitive to student and resident evaluations of their clinical rotations both at Thomas Jefferson University Hospital and at affiliated institutions. After each rotation, third-year students fill out an evaluation with specific questions regarding the training as well as a place to list further opinions on strengths and weaknesses. The data is statistically analyzed by Jefferson's Center for Research in Medical Education and Health Care and every three years is presented in a three-hour program to each affiliated hospital and each clinical department at the medical college. The sessions are attended by all teaching coordinators and members of the dean's staff so that adequate discussion ensues.

Similar studies are conducted of the sophomore students' evaluations of their mini-clerkships and senior residents' evaluations of their training at Jefferson and affiliates. This information is used to make changes in teaching programs.



**Dr. Rodgers**, seen above in his office, was himself a Jefferson resident, fellow in infectious diseases, and in 1961-62 Chief Resident in Medicine. His first year of training was at the University of Vermont Medical College/The Mary Fletcher Hospital, though he is a native of the Philadelphia area. From 1962 to 1966 Dr. Rodgers directed Jefferson's Division of Home Care, a program to help medical students appreciate the clinical and social problems of managing patients with chronic diseases in a home setting. He holds a faculty appointment as a Clinical Professor of Medicine, and is a past President of the Volunteer Faculty Association. As Associate Dean for Residency and Affiliated Hospital Programs, he is widely credited with "creating order out of chaos."

## Supplementing the Graduate Education

When the college initiated additional training in stress management, improving residents' teaching skills, medicolegal considerations, practice management, and leadership development, the dean's office undertook educational research in these areas. Coordinating the training became the responsibility of Timothy P. Brigham, Ph.D., Coordinator of Research and Special Projects in Graduate Medical Education, and Joan E. Regan, Administrative Assistant.

The crowded schedules of residents required that we make supplementary sessions as concise as possible. And different modules were appropriate for different levels of house staff. For example, stress management was targeted for first-year residents since that year has been identified as the period of maximum stress. Practice management and leadership development are helpful for more senior residents.

The initial approach was to hold monthly sessions in the late afternoon. Attendance figures indicated that this was not an optimal time; however, those who attended rated the subject matter to be appropriate and significant. The format was thus changed to a series of half-day or daylong sessions at various times of year.

## Stress Management

By all evidence, stress can be a pervasive and debilitating part of residency, particularly during the first year. We initiated a stress management program three years ago to assist first-year house officers to alleviate the negative effects of stress on their lives. It is conducted in conjunction with the Department of Psychiatry and Human Behavior, with the strong support of its Chairman and Lieberman Professor, Troy L. Thompson II, M.D. It comprises a preventive component and a remedial component.

The preventive component is a monthly support group, lasting approximately one hour, for first-year residents in anesthesiology, medicine, family medicine, pediatrics, and obstetrics and gynecology

*continues next page*

## On the Back Cover

Affiliated hospitals where residents from Thomas Jefferson University Hospital rotate on a regularly assigned basis and salaries are reimbursed (except as noted).

The letter at left indicates location on the back cover (not visible are the Medical Center of Delaware, which is two inches off the map at lower left corner, and St. Jude Children's Research Hospital in Tennessee). At right is the number of Jefferson house staff who rotate through in the specialty at one time.

A—Bryn Mawr Hospital	Obstetrics and Gynecology (1) Orthopaedic Surgery (4) Urology (1)
B—Bryn Mawr Rehabilitation Hospital (Malvern, Pennsylvania)	Rehabilitation Medicine (1)
C—Chestnut Hill Hospital	Medicine (2) Surgery (4)
D—Children's Hospital of Philadelphia	Cardiothoracic Surgery (1) Surgery (1)
E—Children's Rehabilitation Hospital	Allergy and Immunology (2.5) Rehabilitation Medicine (0.6)
F—Cooper Hospital/University Medical Center (Camden)	Emergency Medicine <sup>1</sup> (1) Orthopaedic Surgery (1)
G—Coordinated Health Services for Our Lady of Lourdes Medical Center (Camden)	Emergency Medicine (1.5)
H—Crozer-Chester Medical Center (Chester, Pennsylvania)	Allergy and Immunology (1) Rehabilitation Medicine (1) Surgery (1)
J—Alfred I. duPont Institute (Wilmington)	Anesthesiology <sup>1</sup> (5.5) Family Medicine (1) Orthopaedic Surgery (2) Otolaryngology (1) Pediatric Neurology (1) Pediatrics (14.5) Rehabilitation Medicine (0.4) Surgery (1) Urology (1)
K—Emergency Medical Services, Philadelphia Fire Dept.	Emergency Medicine <sup>1</sup> (0.2)
L—Thomas Jefferson University Hospital-Ford Road Campus	Medicine (Pulmonary) (3) Radiology (Ultrasound) (1)
M—Friends Hospital	Psychiatry (6)
N—Lankenau Hospital	Orthopaedic Surgery (1) Rehabilitation Medicine (1)
P—Magee Rehabilitation Hospital Medical Center of Delaware (Newark)	Rehabilitation Medicine (6) Cardiothoracic Surgery (1) Neurology (2) Pediatrics (9.5) Pediatrics (Neonatology) (4)
Q—Medical Examiner's Office (Philadelphia)	Pathology <sup>1</sup> (0.4)
R—Methodist Hospital	Emergency Medicine (4.9) Medicine (7) Obstetrics and Gynecology (3) Otolaryngology (0.5) Surgery (2)
S—Northeastern Hospital	Otolaryngology (1)
T—Pennsylvania Hospital	Orthopaedic Surgery (5) Otolaryngology (4)
U—St. Agnes Medical Center	Otolaryngology (0.5)
V—St. Christopher's Hospital  St. Jude Children's Research Hospital (Memphis)	Family Medicine <sup>1</sup> (0.5) Dermatology <sup>1</sup> (0.07) Radiation Oncology <sup>1</sup> (0.35)
W—Terry Children's Psychiatric Center (New Castle, Delaware)	Psychiatry (Child and Adolescent) (1)
X—Veterans Administration Hospital (Wilmington)	Dermatology <sup>2</sup> (1.14) Medicine <sup>2</sup> (10) Neurology <sup>2</sup> (3) Otolaryngology <sup>2</sup> (2) Surgery <sup>2</sup> (3) Urology <sup>2</sup> (2)
Y—West Jersey Hospital (Voorhees, New Jersey)	Obstetrics and Gynecology (3.6) Otolaryngology (1)
Z—Wills Eye Hospital	Emergency Medicine <sup>1</sup> (0.46)

<sup>1</sup>No reimbursement

<sup>2</sup>Residents serving at VA hospitals are paid by the VA

Cover by Malcolm Clendenin





*Listening: pulmonary fellow Barbara M. Leighton '90 and third-year student Viola Peachey-Monaghan*

(it is expanding to include residents in the other specialties). The groups are supervised and coordinated by Dr. Brigham with faculty from the respective departments and the Psychiatry Department. Most sessions are loosely structured so that residents can bring up individual problems for discussion. Participants have given these sessions high marks for quality and effectiveness.

The remedial component consists of a hotline referral system coordinated by Edward K. Silberman, M.D. in the Psychiatry Department. It gives individual residents direct, easy access to help. During the past six months, 10 residents took advantage of this service, a 50 percent increase over the previous year.

### **Improving Residents' Teaching Skills**

Residents perform up to 50 percent of the clinical teaching of medical students during their third and fourth years, it has been estimated. Traditionally residents developed teaching styles by emulating role models. But they received little training in pedagogical skills. Therefore a half-day program was developed in the Department of Medicine by Geno J. Merli '75, Director of the Division of Internal Medicine, and Howard H. Weitz '78, Clinical Associate Professor of Medicine. It was extended to the Departments of Family Medicine, Pediatrics, Psychiatry, and Surgery, and in the future will involve other departments.

Through mini lectures, panel discussion, and active participation, first-year residents are introduced to strategies of adult learning, small group teaching, and feedback. This has been received enthusiastically by the residents.

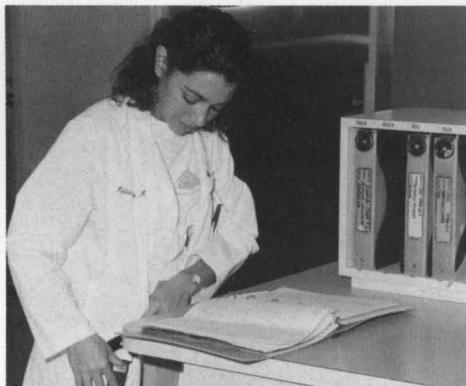
Of course, it provides only a minimal foundation and we are making additional efforts, particularly by individual departments, to assist house staff to become better teachers.

### **Medicine and Law**

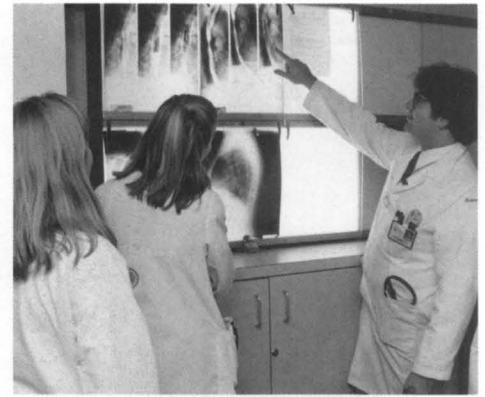
In 1990 a two-pronged program was designed to introduce residents to salient legal aspects of medicine. We were supported by the offices of University Counsel and Risk Management. Phase one is offered to all first-year residents at Thomas Jefferson University Hospital while phase two is medicolegal grand rounds geared to specific departments.

Phase one features a three-hour seminar appropriate for residents at the start of training. Through didactic presentation, case study, and panel discussion, we explore preventive and remedial approaches to malpractice, risk management, and issues of informed consent. Participants have indicated high satisfaction with the seminar's relevance and usefulness.

The other phase is intended to explore malpractice more deeply. Legal grand rounds are presented in most major departments. A small group format facilitates discussion of litigation issues surrounding a particular specialty.



*Answering the beeper: third-year resident in Medicine Kaleen Kitay, M.D.*



*Looking at x-rays: resident in Medicine John W. Caruso '91 with Viola Peachey-Monaghan and Alyssa Gelmann '95*

Residents present cases, usually ones in which they have been directly involved. Among the teachers are health care attorneys, risk managers, and claims coordinators.

### **Practice Management**

Residents approaching their senior year frequently voice concerns about life after residency. There are many extramedical challenges for which residents receive little training during their house staff days: health policy reforms, practice options, economics, negotiation, interviewing, job hunting, setting up practice, and preventing medical practice "divorce." Our program on life after residency is coordinated by David B. Nash, M.D., M.B.A., Director of Health Policy and Clinical Outcomes. Many outside speakers are utilized who are experts in particular aspects of practice management. The program is rated a "must" by the residents.

### **Leadership Development**

A program in leadership skills is directed by Robert A. Doughty, M.D., Ph.D., Associate Dean at Jefferson and Medical Director of the Alfred I. duPont Institute, assisted by Drs. Nash and Brigham. It is designed for chief residents in all departments and focuses on leadership style and conflict management on the Myers-Briggs model. The activity is more experiential than didactic, with emphasis on role playing and small group consensus. The session lasts all

day with the second part focusing on managing the problem resident. Follow-up luncheon sessions are held monthly. These are loosely structured with the residents setting the topics for discussion. Faculty members include Drs. Brigham, Nash, and Rodgers.

### Communicating and Containing Costs

As is clear from scanning the nonmedical press, there is a widespread perception that physicians do not practice in cost effective ways and do not communicate well with their patients. We are working with residents on these issues. A half-day presentation included speakers from Harvard Medical School and the University of Rochester School of Medicine. A task force has also made recommendations to the dean regarding how to teach cost containment to the house staff.

### Longitudinal Study of Residents

We are now studying more fully the careers of our house staff after they finish training, in part to plan future changes in graduate medical education. The college has embarked on a longitudinal study of all residents since 1925, using a questionnaire regarding their location, type of practice, work habits, academic appointments, and practice activities. Respondents are asked to evaluate the training they received here. The study is in conjunction with the Center for Research in Medical Education and Health Care and is supervised by J. Jon Veloski, Mary Robeson, and Dr. Brigham. It will be brought up to date at five-year intervals.

### In Sum

Many of our programs in graduate medical education are the subject of research and publication. Several have been supported by small research grants which we are seeking to increase.

We continue to expand and refine our programs and are one of the first medical schools in the nation to take responsibility for total preparation of residents by aggressively developing a more comprehensive curriculum in graduate medical education. □

## Residents

1993-94

## Fellows

Anesthesiology (64 residents)	Anesthesiology (2)
General Dentistry (1)	Family Medicine (5 fellows)
Dermatology (10)	
Emergency Medicine (32)	Medicine (49):
Family Medicine (19)	Blood Bank (1)
	Cardiology (17)
	Endocrinology (2)
	Hematology/
	Oncology (6)
	Gastroenterology/
	Hepatology (8)
	Infectious
	Diseases (3)
	Nephrology (3)
	Pulmonary/
	Critical Care (7)
	Rheumatology (2)
Medicine (92)	
Neurology (13)	Neurology (4)
Neurosurgery (5)	Obstetrics and
	Gynecology (4)
Obstetrics and Gynecology (32)	Orthopaedic
	Surgery (14):
	Foot & Ankle (2)
	Hand (4)
	Joint (3)
	Spine (2)
	Sports Med. (3)
	Pathology (2)
Orthopaedic Surgery (24)	Pediatrics (15):
Otolaryngology (15)	Allergy & Clinical
	Immunology (6)
	Neonatology (8)
	Faculty
	Development (1)
	Psychiatry (3)
Pathology (17)	Radiology (20):
	Breast
	Imaging (1)
	Cardiovascular/
	Interventional (3)
	MRI (1)
	Musculo-
	skeletal (1)
	Neuroradiology (7)
	Ultrasound/CT (7)
	Surgery (1)
	Urology (2)
Pediatrics (56)	
Psychiatry and Human Behavior (32)	
Radiation Oncology and Nuclear Medicine (10)	
Radiology (21)	
Rehabilitation Medicine (19)	
Surgery (50)	
Urology (8)	
TOTAL RESIDENTS 524	TOTAL FELLOWS 121

Charted by Malcolm Clendenin



# Rectal Cancer Management Arrives On the Threshold of

Gerald J. Marks '49, Professor of Surgery and Director of the Comprehensive Rectal Cancer Center

There are times when we must challenge convention and shake the tree of tradition if we believe the data calls for it. Such has been our experience with high dose preoperative radiation and sphincter preservation surgery for rectal cancer.

Our story began when Simon Kramer, M.D. (now Distinguished Professor Emeritus—see page 8) came to Jefferson in 1956. His arrival was punctuated by the installation of a cobalt-60 unit which he applied in a way that the world said would make no difference. He was among the first to document that high dose radiation on the order of 5,000 RADS could affect the growth of rectal cancer. He directed the cases of highly unfavorable, advanced rectal cancer to me after he had administered radiation. This was a time when the world said it was too dangerous to operate on such individuals.

Not only did we prove that it could be done, but the cure rate was far beyond our expectations. Directly out of my residency in 1957, I operated through a trans-sacral approach for what I thought was a sacral coccygeal dermoid and found that it actually resided in the wall of the rectum. I was able to nucleate that dermoid cyst and repair the rectal wall and realized I had visualized the rectum in a way I never had before—and that I could perhaps by this route carry out an anastomosis. I repaired to the anatomy lab and developed my version of a combined abdominal transsacral resection with an anastomosis carried out from the posterior route. I did my first operation in 1960, and through the sixties I would selectively operate on a cancer or a benign tumor of the rectum in this manner.

In 1967 a priest from British Columbia canvassed the continent for surgical reconstitution of the rectum. John Y.

---

*Portions of this article devolved from the Coley Lecture on June 5 (see the Summer Bulletin, page 4). Dr. Marks views Joe Henry Coley '34 as "the quintessential Jefferson alumnus."*

Templeton III '41, who was then Jefferson's Samuel D. Gross Professor and Chairman of Surgery, directed him to me. Neither John Templeton nor I realized at the time that he had pushed me through a threshold. But successfully reconstituting this two cm distal segment of rectum emboldened me to try other procedures and I am forever grateful for that early opportunity.

Soon after, a woman in Erie, Pennsylvania was close to suicide at the prospect of a colostomy. She suffered from a radiation necrosis with a rectovaginal and vesicovaginal fistula, something the books had told us could not be repaired surgically. I managed to reconstitute her in a long, difficult procedure.

A few unusual cases followed such as a high velocity missile injury of the rectum. Gradually I learned that, contrary to the prevailing teaching, fecal continence did not require more than approximately one cm of anorectum.

A relatively young woman married for the first time presented in 1975 with a highly unfavorable cancer of the anterior wall of the rectum involving the rectovaginal septum. On the basis of our experience we felt that she deserved the fullest measure of protection: high dose preoperative radiation. At its conclusion there was no residual cancer. Then I did what I had to do and removed the rectum, but finding under the microscope that there was no residual cancer after radiation, I resolved that perhaps we might challenge convention and with high dose preoperative radiation therapy, attempt to retain normal sphincter function with anastomosis in the most distal rectum.

In the ensuing year our management program including high dose preoperative radiation began. We wished to test the safety of surgery and anastomosis though it was said to be too dangerous to operate on individuals after radiation and that anastomoses would not heal. We also wished to determine whether we could

influence the high incidence of local recurrence through the use of high dose preoperative radiation therapy, and just how far we could extend the benefit of sphincter preservation.

At that point only one study had been reported in the literature: at Yale University School of Medicine, 15 patients were treated with high dose radiation for rectal cancer; two of them underwent attempts at sphincter preservation, of which one failed. So we were in new territory.

As of 1976, all cancers below the seven cm level were treated with permanent colostomy and roughly 70 percent of cancers in the mid rectum were treated with colostomy as well.

We started our combination of high dose preoperative radiation and sphincter preservation with cancers at and just below the seven cm level, and gradually began treating cancers lower in the rectum.

The combined abdominal trans-sacral procedure begins with an abdominal incision to adjust the colon so that nonradiated bowel can be used for the hookup. The abdomen is closed. The patient is placed on his or her side. The coccyx is removed and we take the upper bowel down and do the anastomosis in a single layer with interrupted sutures, at or just above the anorectal ring.

1984 was our watershed year. A patient absolutely refused to undergo a permanent colostomy, the conventional treatment for cancer at the 1.5 cm level. I had never operated on someone with a cancer so low in the rectum, but was willing to attempt it. I realized I would have to alter the procedure and start the dissection from below so as to assure a proper margin distal to the cancer. I repaired to the anatomy laboratory again and developed an operation that began with a full thickness incision through the anorectal wall at the pectinate line. That was the beginning of the transabdominal transanal radical proctosigmoidectomy (TATA) with a colo-anal anastomosis.

# Synergy With Basic Research

The operation begins from below. One can mobilize the rectum for a distance of about 12 cm to the level of the cervix in a woman and the seminal vesicles in a man, close the cut end of the rectum, place the catheter in the pelvis, and then begin the abdominal procedure. It was an important innovation in colo-anal anastomoses, most of which are done through a muscular cuff.

The incidence of local recurrence after surgery alone for rectal cancer is far higher than most surgeons believe. In studies from respected institutions in Strasbourg and Sweden as well as Memorial Sloan-Kettering Cancer Center in New York, the figure is on the order of 30 percent local recurrence following surgery alone. And in the very few reports that stratify the level in the rectum, the incidence in the lower and mid rectum is higher. In these studies all the patients have permanent stomas.

In addition, one must look at survival; in the same reports the survival following surgery alone for rectal cancer borders on 40 to 50 percent.

With the high local recurrence, Memorial Sloan-Kettering quite rightly concluded that no one should attempt an anastomosis for cancers of the distal third of the rectum. But our experience flies in the face of this dictum.

Beginning in 1975, patients at Jefferson were examined by Mohammed Mohiuddin, M.B.B.S. of the Department of Radiation Oncology and Nuclear Medicine and by me, and selectively treated with high dose preoperative radiation and sphincter preservation. The exception was cancers that remained fixed after radiation in the distal three centimeters; these were treated with a permanent stoma. But as we looked at our data on the first 24 patients followed for 24 months or longer we were astonished to see zero pelvic recurrence. The next generation of data in late 1984 with 34 patients did show two recurrences.

Even more remarkable was the 80 percent five year survival, far better than

we had anticipated and virtually twice as high as from surgery alone during that same period at Jefferson for the same stage of disease.

The radiation oncologist and I always examine every patient together. We do prospective staging, determining how far the cancer has advanced locally and measuring its level in the rectum. If it is above seven cm and limited to the rectal wall, we perform just a single dose of radiation and sphincter preservation surgery. For all other cancers, high dose radiation on the order of 4500 to 6000 centigrade is administered over four and one-half to six weeks. After an interval of the same length of time, we undertake sphincter preservation surgery. We spare the sphincter in all patients except those whose cancers remain fixed below the three cm level following radiation.

As of June 1993 we had treated 274 patients in this program—203 by radical curative means and 50 by full thickness local excision. This represents the largest institutional series in the world of patients treated with high dose preoperative radiation and sphincter preservation. And it is the first series ever in which sphincter preservation has been attempted for cancers in the distal three cm of the rectum as well as the first in which full thickness local excision has followed high dose radiation.

The first and only mortality occurred last spring, six weeks after surgery. There have been no significant radiation injuries and the morbidity is consistent with all other rectal cancer procedures.

In contrast to the typical local recurrence of 30 percent or greater, the local recurrence was 13 percent. The overall five year survival was 80 percent, in contrast to the 40 to 50 percent at other institutions. In our patients whose cancer post-radiation was favorable, survival was 98 percent.

The ultimate challenge was in the management of cancers of the distal three cm of the rectum. Surgeons at Memorial

Sloan-Kettering said that it should not be attempted. In our first 52 such patients, the local recurrence rate was 14 percent and the survival rate 85 percent with normal sphincter function.

In a more recent expression of our data, the first 181 patients, the survival rate remains at the same high level. Interestingly, 10 percent of all the cancers we treat disappear completely. The survival in the favorable group is 97.8 percent now, with an overall survival of 78.5 percent and a local recurrence of 10 percent.

With the TATA procedure that we designed in 1984 applied to the first 54 patients, the five-year survival is 84.2 percent with a local recurrence of only seven percent.

How does this compare with other institutions? The well regarded North Central Cancer Treatment Group reports a 58 percent five year survival with postoperative radiation and chemotherapy, and their case mix does not include advanced cases such as we have included and treated with radiation. We have obviously done far better.

Another important realization was that certain individuals could be treated with high dose preoperative radiation and local excision. These individuals should undergo, according to traditional teaching, an abdominoperineal resection or Miles resection, a permanent colostomy. But we were able to do full thickness, local excisions. In the first 40 patients, we had a local recurrence rate of 13 percent and an overall survival of 84 percent; in the elective group, 92 percent.

Now if only we had some means to identify which individuals could be treated by these minimal measures rather than a radical procedure or a permanent stoma.

We have come as far as surgery alone can. To answer the questions that still remain, we have begun working with molecular

*continues on page 9*



# Fry is the First Marks Professor

Robert D. Fry, M.D. has been appointed the first Gerald J. Marks Professor of Colorectal Surgery. The chair was established by Dr. Marks's friends and patients (see the Summer 1992 *Bulletin*, page 30). Dr. Fry was previously an Associate Professor of Surgery at Washington University, and Program Director of the Division of Colon and Rectal Surgery at the Jewish Hospital of St. Louis, as well as Director of the Surgical Intensive Care Unit. He received the house staff's award for teaching excellence.

*Dr. Fry (center) is welcomed by Dean Joseph S. Gonnella, M.D., Chairman of the Board of Trustees James W. Stratton, Dr. Marks, and University President Paul C. Brucker, M.D.*



Robert Meroni



Dave Lunt, Medical Media Services

At the **Simon Kramer Lecture** on November 5, Dr. Kramer (seated) is greeted by Dr. and Mrs. Jack F. Fowler, Carl M. Mansfield, M.D. (Chairman of Radiation Oncology and Nuclear Medicine), and Professor Mohammed Mohiuddin, M.B.B.S. Kramer is a past chairman of the department (see page 6). Dr. Fowler's topic for the lecture was "Proliferation Rates and Overall Time in Radiotherapy: The Next Step." He is a Professor of Human Oncology at the University of Wisconsin Medical School.



Robert Meroni

Dr. Marks gives Elaine Landau, President of Jefferson's Colorectal Surgical Fund, and Ellen Kessler-First, fund board member, a tour of the hallway gallery on the sixth floor of Scott Building, where amateur artists from the Jefferson community display selected works. Dr. Marks's watercolors show the hues of countries around the globe where he has traveled to lecture on rectal cancer treatment. Surgery, he points out, is a sort of visual art and performing art.

Marks continues from page 7

biologists including Carlo M. Croce, M.D., Chairman of Microbiology and Immunology, and clinical oncologists including Robert L. Comis, M.D. (see article this page). Jefferson's erection of the Bluemle Life Sciences Building and recruitment of many basic researchers may allow us to go beyond just clinical competence. We are applying to the National Institutes of Health for a program project grant of notable size; there are in fact only two surgical program project grants in the country.

This collaboration has several aspects. An effort to more perfectly tailor local excision to the patient's needs involves faculty in Radiation Oncology and Nuclear Medicine. A genetic marker project is headed by Associate Professor of Microbiology and Immunology Edward W. Mercer, Ph.D., a noted writer on the P53 gene. A study of radiobiological predictors of tumor cell radiosensitivity is being coordinated by Professor of Radiation Oncology and Nuclear Medicine George Iliakis, Ph.D. We are growing tumor cells from patients and determining which cells are more radiosensitive so that the radiation treatment can be carefully tailored. The tumor potential doubling time is being determined by Professor of Radiation Oncology and Nuclear Medicine Dennis B. Leeper, Ph.D. (see page 12) in an effort to identify those individuals who can be treated safely by minimal measures. A study of the comparative truth of transrectal ultrasound, MRI, and CT is headed by Assistant Professor of Radiology Archie A. Alexander, M.D.

These contributions from various disciplines will enable us to take the management of rectal cancer to an even higher plane. Jefferson's high profile of clinical excellence is now backlit by basic science expertise. □



Dr. Marks with Dr. Croce, Director of the Jefferson Cancer Institute which is collaborating with the Division of Colorectal Surgery

## Funding Completed for The Kind Professorship

The final portion of funding has been received to fully endow The Ludwig A. Kind Professorship of Medicine. This chair was established in 1964 by Mr. Kind's widow through the involvement of **John H. Hodges '39**. The Kinds had been patients of Dr. Hodges since 1957, and Mrs. Kind requested that he occupy the named chair (he already held the rank of Clinical Professor).

Mr. Kind had been President of the Kind-Knox Gelatin Company and a Director of the Camden Trust Company. Mrs. Kind died in June 1992.

University President Paul C. Brucker, M.D. has noted, "The Kinds were more than patients of Dr. Hodges; they were friends who trusted his judgment and shared his enthusiasm for Jefferson."

When Mrs. Kind established the professorship in 1964, the late Brandon Barringer, longtime member of the Board of Trustees and Chairman of its Finance Committee, wrote that her gift was "doubly appreciated, because it offered the opportunity to honor Dr. Hodges, whom we recognize as one of the ablest, most loyal, and hardest working of Jefferson physicians."

Dr. Hodges currently is The Ludwig A. Kind Professor Emeritus of Medicine, and has been a Trustee of Thomas Jefferson University since 1978. The founding Director of the Division of General Medicine, he received the Lindback Award for Distinguished Teaching in 1966. His portrait was presented to the university in 1981, and the Dean's Medal of Jefferson Medical College was conferred upon him in 1989. President of the Alumni Association in 1972, he has long served as Class Agent for the Class of '39, and received the Alumni Achievement Award in 1990. —M.C.



Robert Neroni

### Comis Appointed Kind Professor

Robert L. Comis, M.D. continues the legacy of the professorship. He has been appointed The Ludwig A. Kind Professor of Medicine, Director of the newly created Division of Neoplastic Diseases, and Director of Clinical Programs for the Jefferson Cancer Center and the Jefferson Cancer Network, a consortium of seven hospitals in the Delaware Valley.

Previously Dr. Comis was Vice-President for Medical Science at Fox Chase Cancer Center. He is recognized for clinical research in lung cancer and developing new therapies, including multimodality treatment approaches. He serves as Associate Chairman for Laboratory Studies of the Eastern Cooperative Oncology Group.

Comis has served on the editorial boards of *Cancer Research* and the *Journal of Clinical Oncology*, and has been Director of the Central New York Regional Oncology Center of the SUNY Health Science Center at Syracuse. He trained at the National Cancer Institute and the Dana Farber Cancer Institute associated with Harvard Medical School. □

### Joslin continues from page 11

In the trial, people with Type I diabetes worked with a treatment team who helped them attain the skills required to care for their illness. Patients monitored their own glucose as often as four or more times a day and adjusted their insulin doses based on these tests. This frequent monitoring resulted in blood sugars that paralleled those of nondiabetics. Complications of the eyes, kidneys, and nerves were reduced an average of 50 to 60 percent.

Dr. Fore comes to Jefferson from Johns Hopkins University, where he was an Assistant Professor of Medicine and practiced with Wyman Park Medical Associates. □






## Bibbo is the First Lang Professor

Marluce Bibbo, M.D. has been appointed the first holder of the Warren R. Lang '43 Professorship of Pathology and Cell Biology. The chair honors Dr. Lang, who was Acting Chairman of the Department from 1979 to 1983, then the Aponte Professor and Chairman until his retirement in 1986. Upon Dr. Lang's death in 1987, his estate endowed the professorship.

Dr. Bibbo joined Jefferson on July 1, 1992 as Director of the Division of Cytopathology. She had previously been a full Professor of Pathology and of Obstetrics and Gynecology, and Director of the Section of Cytology, at the University of Chicago, where she had served on the faculty since 1970. She had come to Chicago as a Research Associate in 1969, after earning her M.D. and Sc.D. from the University of São Paulo, Brazil and progressing to faculty positions at that institution.

The Deputy Editor-in-Chief of *Acta Cytologica*, Bibbo is a member of the Editorial Boards of *Analytical and Quantitative Cytology and Histology* and of *The Female Patient*. Her magnum opus, popularly referred to as "the Bibbo Bible," is *Comprehensive Cytopathology*, edited with contributions by Dr. Bibbo and published by Saunders in 1991. Bibbo chairs the Editorial and Publications Committee of the American Society



Dr. Lang with Dr. Bibbo at the banquet of the American Society of Cytology meeting in November of 1983, the year she served as President of the society.



Dr. Bibbo shakes hands with Charles Eusterbrock, executor of Dr. Lang's will, at an October 11 luncheon celebrating Dr. Bibbo's appointment as The Lang Professor. Congratulating her are (seated) University President Paul C. Brucker, M.D. and (standing) Dean Joseph S. Gonnella, M.D. and Emanuel Rubin, M.D., the Aponte Professor and Chairman of Pathology and Cell Biology.

of Cytology, and is President of the International Academy of Cytology.

Among her professional interests is automating the analysis of cytologic specimens so that Pap smears can be interpreted more quickly and less subjectively.

Carlos A. Rubio, M.D., Ph.D., Associate Professor of Pathology at the Karolinska Institutet in Stockholm, considers her "a pioneer in the difficult field of computerized image analysis in cytopathology. Professor Bibbo is not only an efficient researcher, a highly motivated cytopathologist, and a good organizer, but also a friendly and attentive listener. I have always been impressed by her energetic drive as well as her natural talent."

According to George L. Wied, M.D., Editor-in-Chief of *Acta Cytologica*, Bibbo is "a superb teacher who designed the cytopathology residency program at the University of Chicago which was voted by the residents to be the best program in the Department of Pathology."

The careers of Drs. Lang and Bibbo show many parallels. Each had served as President of the American Society of Cytology, and received that organization's Papanicolaou Award. Lang was for many years the society's Secretary-Treasurer. "I would travel to Philadelphia and we would discuss the society's work, as well as Dr. Lang's scientific interests," recalls Dr. Bibbo. "He was my friend and

colleague for 15 years. I am grateful for the opportunity to follow him as a teacher."

The Lang Professorship is the third endowed chair in the Department of Pathology and Cell Biology, the others being the Peter A. Herbut Professorship and the Gonzalo E. Aponte ('52) Professorship, which is held by the department chairman.

"There were two criteria for selecting the recipient of the Lang Professorship," says Emanuel Rubin, M.D., the Aponte Professor and Chairman of Pathology and Cell Biology. "Dr. Lang cared for the individual, whether student, colleague, or patient. And he served his field at a national level and added to its body of knowledge. The endowed chair enabled Jefferson to recruit a physician who continues these standards."

—Malcolm Clendenin


### Next Lang Lecture To Be Delivered by Jones

The memory of Warren R. Lang '43 is perpetuated at Jefferson not only by the Lang Professorship, but also by the Lang Lectureship established by fellow faculty members in 1989. The next lecture will be given by Howard W. Jones III, M.D., Professor and Director of Gynecologic Oncology at Vanderbilt University. It is scheduled for 5:00 P.M. on Thursday, April 7, 1994, in the DePalma Auditorium in the Thompson Building, and will be open to the public.

## Institute for Dermatopathology

The Institute for Dermatopathology has been created in the Department of Dermatology under the direction of A. Bernard Ackerman, M.D., who has been appointed a full Professor. Ackerman had been Director of Dermatopathology at New York University School of Medicine

*At a 22-headed microscope, Ackerman led Jefferson's inaugural course in dermatopathology for visiting physicians on October 22-24.*



Robert Neroni

since 1973, and serves on the Editorial Boards of *Cancer* and *Modern Pathology*. The institute will provide one-year fellowships as well as weekly courses for medical students, residents, and practitioners. Once a month, a week-long intensive course will be offered on a particular topic. □



*At the Dermatology Department's annual reception on October 21, Dr. Ackerman (right) jests with colleagues Stephen I. Katz, M.D., Ph.D., Chief of the Dermatology Branch at the National Cancer Institute, and Alfred W. Kopf, M.D., Clinical Professor of Dermatology at New York University.*

## Joslin Center for Diabetes at Wills And Jefferson

The Joslin Center for Diabetes has been established at Wills Eye Hospital and Jefferson, with William W. Fore, M.D. as Medical Director. Dr. Fore has received a medical college appointment as a Clinical Associate Professor. The center is affiliated with the principal Joslin Diabetes Center in Boston adjacent to Harvard Medical School.



Chris Leaman

The center provides comprehensive care for Type I and Type II diabetes with a program as intensive as patients need to achieve a near normal glucose level at all times. This approach has been lent credence by the Diabetes Control and Complications Trial, a decade-long study of blood sugar control in more than 1,400 patients at 29 sites in the U.S. and Canada.

*continues on page 9*


## Archives Plans to Collect and to Improve Access

Peter A. Nelson, M.L.S. has been appointed University Archivist and Special Collections Librarian. Previously he was Project Archivist at the Buffalo and Erie County Historical Society in Buffalo, New York.

Nelson told the *Alumni Bulletin*, "Collecting new material is a key component of the Archives' ongoing mission. The scope of what we're interested in acquiring is broader than many Jeffersonians might think. What is all too rare in the collections is material that documents the day-to-day lives of students: scrapbooks, journals, photographs which can provide unique insights into Jefferson life.

"A more immediate goal is improving access to what we do have. In the not-too-distant future, descriptions of the holdings will be available on JEFFLINE and through international computer networks such as INTERNET, and we will be able to use optical scanning technology to store records on compact disk and allow images of actual archival materials to appear on JEFFLINE screens and elsewhere."

Nelson received his M.L.S. from the State University of New York at Albany, and his M.A. in Germanic Studies from Cornell. He is active in the Society of American Archivists. □



Earl Spangenberg, Medical Media Services

*Nelson beside the moving shelves that compactly store some of the 3,200 linear feet of holdings in Archives and Special Collections: a turn of a handle opens up an aisle for access to a shelf, but there are no wasted aisle spaces when the shelves are not in use.*



## \$3.4 Million Award To Improve Hyperthermia

The National Cancer Institute has awarded a four-year program project grant of \$3.4 million to Jefferson scientists to study mechanisms of increasing the sensitivity of tumor cells to hyperthermia. Led by principal investigator Dennis B. Leeper, Ph.D., Professor of Radiation Oncology and Nuclear Medicine, researchers are seeking ways to increase the intracellular acidity of cells in a tumor, since cells become sensitized to the effects of hyperthermia when their acidity is increased. The strategy is to find agents that inhibit the mechanisms by which tumor cells regulate their internal acid. □



Chris Leaman

## \$1.3 Million NIH Grant in Gastroenterology

A study of "Neuro-humoral Control of the Internal Anal Sphincter" led by Satish C. Rattan, D.V.M., Professor of Medicine and Director of Gastroenterology Research, has been awarded a five-year, \$1.3 million grant from the National Institute of Diabetes and Digestive and Kidney Diseases. Dr. Rattan's laboratory was one of the first to discover the role of nitric oxide produced by the body in the relaxation of gastrointestinal smooth muscle. □



Chris Leaman

## Blood Substitute Is Refined

Researchers here have developed an oxygen-carrying fluid for resuscitating trauma patients with massive blood loss. Liposome encapsulated hemoglobin (LEH) contains hemoglobin molecules encapsulated in an artificial membrane.

"We have been seeking a blood substitute that would be universally transfusable, readily accessible, and free of viruses such as HIV or hepatitis," explains Reuven Rabinovici, M.D., head of the Trauma Division Research Laboratory.

Studies have shown that LEH is able to bind and release oxygen as quickly as red blood cells.

LEH can be adapted for mass production. It can relieve the increasingly short supply of blood products, a problem made more severe by the rising incidence of HIV among those who might donate blood. The lack of membrane antigens, which determine blood type, allows LEH to be transfused to patients of all blood groups, eliminating the need for costly and time-consuming typing and cross-matching.

LEH can be freeze-dried to extend its shelf life. "This powdered form eliminates the need for freezing machinery. It could be instantly available in trauma situations before the patient reaches the hospital, or in combat zones where fresh blood is unavailable," says Dr. Rabinovici.

Alternative approaches in the search for an artificial blood substitute, such as free hemoglobin and perfluorocarbon solutions, may be associated with severe toxicity and require further study to prove their efficacy in treating hemorrhagic shock. The encapsulation of hemoglobin within a protective membrane, as in LEH, eliminates some of the toxic side effects of free hemoglobin.

LEH has been refined to a point where it soon may be tested clinically, according to Rabinovici. □

## \$2.5 Million Grant To Test Asthma Therapies

A \$2.5 million sum over five years from the National Heart, Lung and Blood Institute will establish an interdisciplinary outpatient setting for asthma patients with Professor James E. Fish, M.D., Director of Pulmonary Medicine and Critical Care, as principal investigator. Jefferson will participate in clinical trials with four other institutions: Brigham and Women's Hospital affiliated with Harvard Medical School, the University of Wisconsin Center for Health Sciences, the National Jewish Center for Immunology and Respiratory Medicine in Denver, and the University of California at San Francisco. □



## Site to Test Treatment For Primary Biliary Cirrhosis

Jefferson is one of 10 institutions to receive five-year grants of \$140,000 from the National Institutes of Health to test the safety and effectiveness of a new long-term treatment for primary biliary cirrhosis. Roughly 20 to 30 patients with moderately advanced disease will be enrolled in the trial. An alternative to transplantation is sought because of the shortage of donor livers and the need for lifelong use of drugs to prevent organ rejection. □

## Awards Total \$54 Million

The total is in for fiscal 1993: Jefferson received \$54.9 million in sponsored awards. This was an 11 percent growth over the previous year, in spite of the fact that the overall increase in the National Institutes of Health budget was only four percent. □

## Study Suggests Site Of Alcohol and Anesthesia Action

After almost a century, scientists still don't understand the molecular mechanisms of general anesthesia and alcohol intoxication. But work published by Jefferson faculty in *Nature* (364: 82-84, 1 July 1993) provides evidence that anesthetics and alcohol can interact directly with a protein found in high concentrations in the brain. Protein kinase C (PKC) is an enzyme that regulates other proteins involved in synaptic transmission, a process that ultimately affects consciousness.

"We found that anesthetics and alcohols inhibit PKC and that this loss of activity correlates with the potency of the anesthetics tested and occurs at clinically relevant concentrations," explains Christopher D. Stubbs, Ph.D., Associate Professor of Pathology and Cell Biology and leader of the research team. "Although this work does not prove that PKC inhibition is responsible for or even involved in the anesthetic process, PKC is the first protein that has been found to be a molecular target for anesthetics in the brain."

The study seeks to open the door to developing anesthetics that are easier to control and can more specifically target cells affecting consciousness. In addition, understanding the pathway through which anesthetics target cells should shed light on how alcohol alters consciousness—which may help researchers devise better treatments for alcoholics.

The new find is intriguing because it potentially merges two competing theories of how anesthetics and alcohol work. Many researchers believed that anesthetics and alcohol acted on the cell membrane in a nonspecific way—that they interfered with nerve cell processes by simply dissolving into the fatty membranes of cells. It was generally accepted that anesthetics and alcohol operated by fluidizing the cell membrane.

*continues on page 14, column 3*

## Computers Assist Drug Design

Excerpted by permission from an article in the *Philadelphia Business Journal*, September 10-16, 1993

On the eighth floor of the Bluemle Life Sciences Building, scientists are working with x-ray crystallography, nuclear magnetic resonance spectrometers, and "superfast" computers to take some of the guesswork out of what is acknowledged to be an inexact science.

They are developing new drugs.

Jefferson is one of a few universities throughout the world with a structural biology research program involved in rational drug design.

Rational, or computer-assisted, drug design is the process of identifying key molecules involved in a disease, then using computers for three-dimensional modeling. Researchers either find an existing molecule, or create from scratch a new molecule with similar structures that can be used to block the disease's pathway.

"Structural biology is the future of pharmacology," says Carlo M. Croce, M.D., Director of the Jefferson Cancer Institute. "It's faster than classical chemistry techniques and has the potential to produce drugs that more specifically affect a desired target, and may be less expensive to produce in the long run than traditional drugs."

Among Jefferson's structural biologists is Bradford A. Jameson, Ph.D., who became involved in computer-assisted drug design by accident. "I was at the California Institute of Technology, involved in biological mapping studies, and was having a problem translating my work into three dimensions," he recalls. "Then I happened to pass a computer



Bradford A. Jameson, Ph.D., Associate Professor of Pharmacology

screen showing a three-dimensional DNA molecule. Everything I was working on made sense instantaneously."

Computer images are revolutionizing pharmacology. "In traditional drug delivery," Jameson explains, "pharmaceutical companies would have teams of organic chemists produce hundreds of thousands of compounds, but they had no idea what, if anything, they'd do. Then they'd have scores of biologists conduct experiments looking for a hit. It was incredibly time-consuming."

Scientists can now use computers not only to create 3D models of disease molecules, but also to search for existing compounds, or create new ones, that can block the disease from reaching healthy cells.

X-ray crystallography and nuclear magnetic resonance are used to derive the structure of a disease molecule and to examine how the test molecules, lead compounds, will bind to—and block—the disease molecules. After testing and retesting the lead compound to improve its binding properties, the researchers ultimately come up with a compound that is ready for in vitro, animal, and then human testing.

Jameson's approach differs from that of many molecular modelers in that he concentrates on the surface of the disease molecule while others study the interior. He is working on peptide-based drugs for multiple sclerosis, colon cancer, vascular restenosis following angioplasty, and AIDS. □

## Additional Fellowship In Ultrasound

A fellowship has been created in diagnostic ultrasound research with support from 3M Medical Imaging Systems. □



## Clinton Aide Discusses Health Care Reform

To keep abreast of the implications of the Clinton Administration's proposed health care reform, faculty members were addressed on November 4 by Richard Soriano, Special Assistant to the U.S. Secretary of Health and Human Services.

The university is studying the advent of managed care, and considering the formation of a Physician Hospital Organization (PHO) merging Thomas Jefferson University Hospital and its medical staff, both volunteer faculty and full-time, to deal with managed health care delivery. Jefferson is planning how to teach managed care as a delivery system.

On December 3, a workshop was held on "Public Accountability of Hospitals Regarding Quality: Future Directions." Speakers included J. Richard Gaintner, M.D., President and CEO of New England Deaconess Hospital affiliated with Harvard Medical School, Haya R. Rubin, M.D., Ph.D., Director of Quality of Care Research at Johns Hopkins University School of Medicine, and Dennis S. O'Leary, M.D., President of the Joint Commission on the Accreditation of Health Care Organizations. □

## Rabinowitz Is Johnson Policy Fellow

Professor of Family Medicine Howard K. Rabinowitz, M.D. is in Washington, D.C. this year as a Robert Wood Johnson Health Policy Fellow. The program was established at the Institute of Medicine in 1973 with a grant from the Robert Wood Johnson Foundation to extend the public policy horizons of faculty at health professional schools, foster increased awareness of government health activities, and create more constructive relationships between these schools and government. Fellows meet with congressional, executive branch, and health interest groups, and work with U.S. Senators and Representatives. □

## Grant to Increase Generalist Graduates

A \$150,000, one-year planning grant has been received from the Commonwealth of Pennsylvania's Generalist Physician Initiative to increase substantially the number of generalists in Jefferson's graduating classes by the year 2000. There has been growing national emphasis on educating generalist physicians, who are in short supply and are not trained in large numbers by medical schools. Jefferson will

- more actively recruit qualified students who plan to become generalist physicians, especially for underserved communities;
- expand its primary care faculty as models for students and residents;
- introduce new learning opportunities in outpatient settings such as generalist physicians' offices, community health centers, managed care organizations, and schools.

Various Jefferson departments involved in primary care are integrating this effort into the curriculum and collaborating on research in primary care education. □


## Heinz Grant Furthers Nutrition Education

The Howard Heinz Endowment, a grant-maker in Pittsburgh, has awarded Jefferson Medical College \$595,000 over three years to develop its educational program in nutrition. Projects include community-based summer internships for medical students between their first and second years, problem-based-learning seminars, and hands-on experience for first-year residents in medicine, family medicine, obstetrics and gynecology, surgery, and pediatrics.

The curriculum already includes nutrition modules in the first-year Life Cycle course, biochemical aspects of nutrition in first-year biochemistry, a nutrition course in the January mini semester, a nutrition elective for fourth-year medical students, summer research fellowships in nutrition, and visiting lectureships. □

## Crystal Addresses In Vivo Gene Therapy

The annual Rehfuess Lecture was delivered November 11 by Ronald G. Crystal, M.D., Professor and Chief of Pulmonary and Critical Care Medicine at the New York Hospital-Cornell Medical Center, who described his use of in vivo gene therapy for cystic fibrosis. Employing an adenovirus as a vector, Dr. Crystal and collaborators have achieved gene transfer and temporary relief from some symptoms in four human patients, with virtually no clinical toxicity. □



### Anesthesia from page 13, column 1

But if it is the membrane itself that responds to anesthetics, why do large quantities of these agents need to be applied for any noticeable changes to occur in the cell membrane, compared to the much lower levels that induce anesthesia? The shortcomings of the lipid theory led some scientists to favor a "protein theory" suggesting that anesthetics and alcohol may target a specific protein rather than acting nonspecifically on the cell membrane.

The Jefferson study takes the protein theory of anesthetic action one step further by identifying a key regulatory protein found in the brain that may be a target for anesthetics and alcohol. "By testing it in an artificial system without lipids, we found that anesthetics and alcohols directly inhibit PKC," says Dr. Stubbs. "The fact that the inhibition occurs in the absence of lipids proves that there is a site on the protein interacting with anesthetics and alcohol."

However, the study discovered that the lipids in the cell membrane also play a role. "In the presence of lipid, which better mimics the natural situation, we found evidence that the features of the lipid composition modulate the potency of the anesthetic inhibition of the enzyme," says Stubbs. "We are trying to learn more about the mechanism underlying this effect." □

## Macfadyen Receives W.H.O. Post

David M. Macfadyen, M.D., a member of the university's Global Advisory Board, has stepped down as Special Advisor on International Health in order to accept an appointment with the World Health Organization as Director of Program Management for the European Region. His responsibilities will include managing all programs in 50 countries and all departments serving Europe.

Dr. Macfadyen had previously held a post with W.H.O. as Medical Officer in Charge, Coordination and Resource Mobilization, Regional Office for Europe. In 1988 and 1989 he had been Associate Dean for Health Policy at Jefferson Medical College while on leave from W.H.O.

The university looks forward to Dr. Macfadyen's continued expertise on its Global Advisory Board. □



Don Walker

## Davis Award

Professor of Psychiatry and Human Behavior Edward Gottheil, M.D., Ph.D. received the C. Nelson Davis Award from the Philadelphia County Medical Society on November 7, in recognition of his work on addictive disorders. □



Robert Neroni

## Rand Portrait Exhibited in London

Julie S. Berkowitz, University Art Historian

Thomas Jefferson University is honored to lend its portrait, *Professor Benjamin Howard Rand*, to the first-ever Thomas Eakins retrospective exhibition in Europe, at the National Portrait Gallery in London from October 8, 1993 to January 23, 1994.

There is only one Eakins painting located abroad and the artist is scarcely known in Europe, but National Portrait Gallery director John Hayes regards him as a giant of American painting and made an exception to the museum's policy of featuring only British artists.

The exhibition is being promoted as a significant Anglo-American cultural event. Virtually every important American museum and university repository of Eakins works lent to the exhibition, which includes 44 paintings, five drawings, and 10 photographs.

Titled "Thomas Eakins (1844–1916) and the Heart of American Life," the show comprises portraits of family members, musicians, artists, clerics, writers, physicians, and scientists, and genre paintings of spinning, rowing, sailing, coaching, and boxing. The exhibition space evokes a Victorian atmosphere with dark pink-mauve walls accented by a wide wooden molding at the joint of floor and wall. Advantageously situated at an end wall, the portraits of Dr. Rand and of Horatio C. Wood, M.D., both shown working at their desks, flank the standing portrait of Weda Cook, *The Concert Singer*.

A related symposium and lecture were held. For the Rand entry in the exhibition catalogue, I was pleased to contribute new information about the artist's choice of the estimable Dr. Rand, Jefferson Medical College Dean and Professor of Chemistry, as his first

public portrait subject. Rand had earlier been Eakins's chemistry teacher at the Central High School in Philadelphia.


My discovery was that the fathers of Rand and Eakins were both professional calligraphers and teachers of penmanship, and both were employed to inscribe Jefferson medical student diplomas—Benjamin Howard Rand the elder from 1843 to 1845 and Benjamin Eakins from 1846 to 1878. Now I will research whether it is a Jefferson diploma that Benjamin Eakins is inscribing in his portrait by his son, entitled *The Writing Master* (which hangs in New York's Metropolitan Museum of Art).

It is likely that Eakins had heard about Jefferson's curriculum from his father, and this might have encouraged him to study anatomy here in 1864 and 1874. Further, Benjamin Eakins's concurrent employment as diploma "engrosser" probably emboldened the young artist to request Dean Rand to sit for a portrait in 1874. Eakins must have learned that Jefferson's Alumni Association was heeding Samuel D. Gross's admonition of 1871 to collect portraits of its illustrious professors, and the painter probably wanted to display his portrait talents in the hope of obtaining future Jefferson commissions. □





# The President's Club



*Domenic Tesauro with his cardiologist, John R. Griffith '46, and the Honorable Edward G. Rendell, Mayor of Philadelphia*



*Mrs. Lasichak is joined by daughter Renee and University President Paul C. Brucker, M.D.*

## SETTING NEW SIGHTS

A different site and higher gift categories set apart the President's Club Dinner on October 22. It took place at the spanking-new Pennsylvania Convention Center four blocks northwest of Jefferson's campus. Those attending had increased their support to new levels.

Receiving gold-headed canes signifying the level of Fellows in the President's Club were Nathan S. Schlezinger '32 and Mary Lasichak, widow of Andrew G. Lasichak '40 and mother of Lydia M. Lasichak '76.

The Cornerstone Award was presented to Domenic Tesauro, who has consistently supported cardiovascular research. Many members of his family joined in the festivities.



*Dr. and Mrs. Schlezinger*



*Dorothy Rue and Theresa Altopiedi*



*Musicians in colonial style evoked historic Philadelphia.*

**Reserve Your  
'94 Clinic**

To reserve your copy of the '94 senior class yearbook, send a check for \$40.00 (includes shipping) to the *Clinic*, 950 Walnut St. #404, Jefferson Medical College, Philadelphia, PA 19107. It will be mailed to you around the summer of 1994.

**Old Clinics Are Available**

If you are searching for a senior class yearbook from '76, '78, '80, '81, '82, '83, '85, '87, or '89, look no further: the yearbook office has extras and will give you one. Simply send \$5.00 to cover shipping to the *Clinic*, 950 Walnut St. #404, Jefferson Medical College, Philadelphia, PA 19107.

**The Clinic Welcomes Your Support**

The '94 senior class yearbook would be grateful for your support in the following categories:

- McClellan Sponsor \$1000 and above
- Samuel D. Gross Sponsor \$750-999
- Gibbon Sponsor \$500-749
- Sponsor \$250-499
- Benefactor \$150-249
- Honored Patron or In Memoriam \$100-149
- Friend of the *Clinic* \$50-99

Donations of \$200 and above will receive a complimentary copy of the '94 yearbook. You may obtain ad space in proportion to the size of your gift. Address donations to the *Clinic*, 950 Walnut St. #404, Jefferson Medical College, Philadelphia, PA 19107.



Mrs. Meyer Eglin and J. Wallace Davis '42 were feted November 16 by the National Society of Fund Raising Executives, Greater Philadelphia Chapter. Mrs. Eglin was named Philanthropist of the Year for her long support of institutions including Jefferson and Pennsylvania Hospital. Dr. Davis was a Distinguished Honoree for leading Jefferson's Annual Giving Campaign since 1964.



Cultural Weekend on November 12-14 was led by Dr. and Mrs. Ralph A. Carabasi, Jr. '46 (above with Mrs. James J. Gallagher ['46]) and William E. Delaney III '53. See the Summer Bulletin, page 56. At left are Dr. and Mrs. Robert P. Johnson '70 and Dr. and Mrs. Sanford Fitzig '72.



Dave Super, Medical Media Services

## From the Alumni President

Jerome M. Cotler '52

In September, J. Wallace Davis '42 opened the 46th annual giving campaign. He has performed yeoman's service for Jefferson over the years and, despite the shaky economy, remains optimistic he will surpass last year's \$1.58 million total. He alerts each of us to the great need especially for unrestricted funds.

The Executive Committee of the Alumni Association has determined the time has come to update our bylaws. The project has been attacked with vigor by a committee chaired by Elmer H. Funk, Jr. '47 and including Benjamin Bacharach '56, William H. Baltzell '46, Robert Poole '53, and Joseph W. Sokolowski, Jr. '62, supported by Mary B. Monteith. The full Executive Committee has been asked for their input. The major proposal is for the Executive Committee to meet quarterly rather than eight times per year.

The committee's meetings in September and October had guest speakers David B. Nash, M.D., M.B.A., Director of Health Policy and Clinical Outcomes, and Julie S. Berkowitz, University Art Historian. Dr. Nash has been involved in the Clinton Administration's health care reform. Ms. Berkowitz described her curatorial activities at Jefferson and catalog which will illustrate the university's art objects.

We alumni are touched that the Class of '92 dedicated their *Clinic* yearbook, which they were finally able to complete, to us. It was a gesture of warmth and good will.

I am honored to serve as your president. Should you have any questions or suggestions, please contact me.

*Jerome M. Cotler*



**Henry H. Perlman '18** died October 10 at age 97. An Honorary Clinical Professor of Pediatrics and Honorary Clinical Professor of Dermatology at Jefferson, he was the first pediatrician certified by the American Board of Dermatology. His textbook *Pediatric Dermatology*, published in 1960, helped to establish the subspecialty. He never stopped working and learning, continuing to see patients at his office until two weeks before his death, and often attending lectures at Jefferson. The Henry H. Perlman Fellowships in Medical Humanities and Social and Information Sciences were established here in 1992 to broaden medical students' exposure to the humanities and social sciences. Dr. Perlman is survived by his wife, Ann, and a stepson.

**Manuel M. Maeso '21** died March 11, 1976, it has been ascertained. He resided in Drexel Hill, Pennsylvania.

**O. Spurgeon English '24** died October 3. He practiced psychoanalysis and chaired the Department of Psychiatry at Temple University School of Medicine from 1938 until retirement in 1964. A pioneering figure in Philadelphia psychotherapy, he was admired by legions of students. He coauthored *Psychosomatic Medicine*, which in the 1940s was one of the first books to make the connection between emotional strain and physical ailments. He lectured extensively on the role emotions play in mental and physical health. In addition to the piano, guitar, accordion, and bass fiddle, Dr. English played banjo in a jazz band. He continued a psychiatry practice at his home until he was past 90. He is survived by a daughter and two sons.

**Walter S. Mountain, Jr. '25** died October 4. He practiced ophthalmology, otolaryngology, and general medicine in Gettysburg for five decades. Dr. Mountain was a Director of Gettysburg National Bank and a past President of the Adams County Medical Society. He is survived by his wife, Dolores, and a daughter.

**James E. Bowman '27** died August 26. He practiced pediatrics from his home in the Wissinoming section of Philadelphia for

40 years. He was a Clinical Professor of Pediatrics at Temple University School of Medicine and an attending pediatrician at St. Christopher's Hospital for Children for more than 30 years. He is survived by a daughter and a son.

**William F. Fox '27** died July 5. He practiced general medicine in Coplay, Pennsylvania for over 45 years and was an occupational medicine consultant to the former Coplay Cement Company. He remained a confirmed lover of the outdoors. Four children survive him.

**Peter E. Ringawa '27** died July 21. He became a well-known radiologist in northeastern Pennsylvania. He served as Chief of Radiology at Bloomsburg Hospital and the former Retreat State Hospital, retiring from practice in 1982. He is survived by two daughters and a son.

**Joseph A. Tiracchia '28** died October 11. He maintained a general practice in the Tacony section of Philadelphia for 44 years until 1972. Tiracchia was a dedicated player of the mandolin. He is survived by his wife, Elizabeth, and two daughters.

**Thomas E. Lindsay '29** died October 30, 1987, it has been ascertained. He resided in Ivyland, Pennsylvania for many years.

**Rae H. Morris '29** died October 4. He was a general surgeon and lived in Concord, North Carolina. Survivors include his wife, Agnes, and a daughter.

**John F. Giering '31** died August 23. He practiced in Wilkes-Barre, Pennsylvania for 50 years, serving as Director of Medicine at Wilkes-Barre General Hospital and Director of the Wilkes-Barre Rheumatic Fever Clinic. He received the Pennsylvania Heart Association's highest award, its Distinguished Service Medallion. His wife, Miriam, and two daughters survive him.

**Donald C. Smith '31** died May 26. He served as Chief of Surgery at Wilkes-Barre General Hospital and a past President of its Medical Staff. He was a physician for the Lehigh Valley Coal Company and the Glen Alden Coal Company. He moved to Daytona Beach, Florida in 1972 and served as an emergency room physician

at Halifax Medical Center until 1980. He is survived by his wife, Mary, three daughters, and a son.

**David Gelfand '32** died October 15. He held a faculty appointment in cardiology at the University of Pennsylvania and was a Director of the Pennsylvania Heart Association and a member of the Committee on Rehabilitation of the American Medical Association. He resided in Silver Spring, Maryland at the time of his death. Two daughters survive him.

**Paul G. Ebner '36** died March 23. He practiced obstetrics and gynecology in Camden, New Jersey. He was a past President of the West Jersey Hospital professional staff, and an Honorary Instructor at Jefferson.

**Elmer M. Reed '36** died May 31. He first practiced in Beaver Falls, Pennsylvania. After service in the army in World War II, he relocated his practice to Burlington, Vermont where he served as an Assistant Professor of Otolaryngology at the University of Vermont from 1947 to 1969. From 1969 to 1976, he was a staff physician at Ritenour Health Center at Pennsylvania State University. He is survived by his wife, Margaret, and two sons.

**James M. Campbell, Jr. '37** died May 20. He practiced general medicine in Williamsport, Pennsylvania until 1947. After obtaining postgraduate training in ophthalmology and otolaryngology, he practiced in State College, Pennsylvania until retirement in 1982. He was a past President of the Centre County Medical Society. Two daughters and a son survive him.

**Edward G. Siegfried '37** died August 17. He practiced general medicine in Michigan for over 40 years. He served as Chief of Staff at St. Joseph's Hospital in Mount Clemens, as President of the Macomb County Medical Society, and as a delegate to the Michigan State Medical Society. He is survived by his wife, Theresa, a daughter, and two sons.

**Frederick L. Weniger '37** died July 2, 1992, it has been ascertained. He practiced at the Western Psychiatric Institute and

Clinic in Pittsburgh and held a faculty appointment at the University of Pittsburgh School of Medicine.

**Herman Nussbaum '39** died July 14. He resided in Los Angeles.

**Nelson Podolnick '39** died September 1. He practiced general medicine in Falls Church, Virginia from 1946 to 1990 and was a staff member at Fairfax and Arlington Hospitals. He served in the Public Health Service from 1941 to 1946. His wife, Esther, survives him.

**Lewis F. Somers '39** died September 26, 1992, it has been ascertained. He attained the rank of Lieutenant Colonel in the army in World War II. He practiced family medicine in Lynchburg, Virginia for many years and is survived by his wife, Lillian, and two sons.

**Frederick S. Derr '41** died August 20. He practiced general medicine in Williamsport, Pennsylvania until 1957. He then became Medical Director of the Laurelton Center in Laurelton, Pennsylvania, remaining until his retirement in 1980. He was a veteran of World War II, serving in the air force in North Africa and Europe. He is survived by his wife, Ethel, and four sons.

**Paul A. Ladden '43** died September 2. He practiced general medicine in Philadelphia. He is survived by his wife, Doris.

**James D. Berry S'44** died June 2. He resided in Montecito, California and practiced general surgery. His wife, Anne, survives him.

**Philip H. Minnich S'44** died August 8. He practiced general medicine in York, Pennsylvania for 40 years. During World War II he served as an army surgeon in Europe. He is survived by a son.

**Robert R. Lacock '46** died August 26. He practiced obstetrics and gynecology in Tucson, Arizona for 30 years. He saw service in the Army Medical Corps following the end of World War II. He is survived by a daughter and two sons.

**Paul H. Jernstrom '47** died September 15. He served as an Assistant Professor of Pathology at Jefferson from 1954 to 1958,

then became Director of Clinical Laboratories at California Hospital Medical Center and Associate Professor of Clinical Pathology at the University of Southern California in Los Angeles. He represented the American Medical Joggers Association in many races, including several Boston marathons. He is survived by his wife, Hanne, a daughter, and two sons.

**Theodore E. Patrick '48** died April 24, 1988, it has been ascertained. A resident of Dimock, Pennsylvania, he was a family practitioner.

**Edwin L. Webb '48** died September 10. He spent his entire professional career in Montgomery, Alabama. He was Head of the Pediatrics Department, Chief of the Allergy Section, and former Chief of Staff at Jackson Hospital and Clinic. He is survived by his wife, Frances, two daughters, and a son.

**Eugene S. Felderman '49** died September 24. An Instructor in Urology at Jefferson, he also practiced at Albert Einstein Medical Center and Frankford Hospital. He is survived by his wife, Elaine, a daughter, and a son.

**Theodore B. Thoma '50** died July 15. He practiced urology in Steubenville, Ohio for 30 years. He served in the navy in World War II and the Korean War. His wife, Mary, and two children survive him.

**Thomas W. Watkins '50** died September 25. He was a pediatrician at Tiffin Development Center in Tiffin, Ohio. He is survived by his wife, Vivian, three daughters, and a son.

**David S. Grab '51** died March 13. He practiced solo general medicine in Levittown, Pennsylvania. He enjoyed sailing, cross country skiing, and photography. He is survived by his wife and four children.

**Robert R. Wertz '53** died July 8. He practiced radiology and radiation therapy in Johnstown, Pennsylvania. He is survived by his wife, Jane, three daughters, and a son.

**John L. Flanigan Jr. '54** died June 14. He practiced surgery in Pottsville and Lehigh-ton, Pennsylvania. His wife, Sandra, two daughters, and three sons survive him.

**Edward L. Minier '56** died June 26. He had practiced family medicine in Hackettstown, New Jersey since 1961 and was on the staff of Hackettstown Community Hospital. He is survived by a daughter and a son.

**H. Calvin Kaufman '58** died September 27. Dr. Kaufman lived in Rock Hall, Maryland, and practiced general medicine there. His wife, Barbara, survives him.

**Richard A. Brunswick '65** died July 15. He was a pediatric cardiovascular surgeon at Charity and Humana Hospitals in New Orleans. After retiring, he became President of Amtronics, a computer company specializing in laser imaging.

**Erly P. Gallo '65** died July 16. He practiced family medicine in Winsted, Connecticut for 31 years. Upon retiring in 1991 he moved to Ocala, Florida where he continued his interest in breeding Arabian horses. He is survived by his wife, Barbara, three daughters, and a son.

**Timothy M. Ryan '78** died March 20, 1990, it has been ascertained. Dr. Ryan interned at Georgetown University Hospital and later lived in Havertown, Pennsylvania. He was a pediatrician.

## Postgraduate Alumni

**German A. Niño-Murcia, M.D., P'81** died July 21. He was internationally known as a pioneer in studying sleep disorders and recognizing them as health problems. One of his earliest papers concerned the then little known disorder, narcolepsy. A native of Colombia, Dr. Niño-Murcia became Director of the Sleep Disorders Clinic and Research Center at Stanford University in 1983. Under his tenure, the center expanded and became noted for work on insomnia and obstructive sleep apnea syndrome. He left the university six years later to found his own clinic, the Palo Alto-based Sleep Medicine and Neuroscience Institute. His projects included a medically equipped caravan to test patients on site, and a video training program for physicians on how to record sleep disorders with polygraphs and electrodes. Dr. Niño-Murcia is survived by two daughters.



# Class Notes

'20

**Louis F. Burkley, Jr.** of Nazareth, Pennsylvania was visited by **Morton Schwimmer '51** who reports, "He is quite alert, hearing well except on the phone, at the age of 96 and one-half."

'32

Of the piano lessons he commenced upon retirement, **George B. Ferguson** writes from Durham, North Carolina, "I've made progress in the struggle with Schubert, Chopin, and Debussy, but Bach seems to throw me."

'39 Fifty-Fifth Reunion June 10-12, 1994

**Blaine R. Garner** has retired after a half-century of practice at his office at his home in Newtown, Pennsylvania.

**Robert T. Wong** was the honored guest at the Wong Lecture on October 21 at the John A. Burns School of Medicine of the University of Hawaii. The speaker was Donald I. Abrams, M.D. from the University of California at San Francisco.

'42

**Thomas N. Warren** has retired from practicing pathology at Alleghany Regional Hospital in Low Moor, Virginia.

S'44 Fiftieth Reunion June 10-12, 1994

**James Beebe, Jr.** has received a Distinguished Citizen Award from the Boy Scouts of America district in Sussex County, Delaware, for backing local projects.

'47

**James T. Helsper**, an Associate Clinical Professor of Surgery at the University of Southern California, received a Distinguished Alumnus Award from St. Vincent College in Latrobe, Pennsylvania. Among his well-wishers was **Thomas W. Moran, Jr. '47** of Latrobe.

'50

A portrait of **Bernard V. Hyland** has been commissioned by the University of Scranton, his undergraduate college, in honor of his substantial benefactions.

'52

**Robert F. Early, Sr.** married Vera J. Becker last April 15. They live in Lebanon, Pennsylvania, where he practices family medicine.

'54 Fortieth Reunion June 10-12, 1994

**Murray N. Silverstein**, immediate past Chair of Hematology at Mayo Medical School, has received an honorary degree of Doctor of Science from Ursinus College, his alma mater. He is a noted authority on agnogenic myeloid metaplasia, and a discoverer of the sea blue histiocyte and its associate syndrome.

**Macy B. Solomon** has retired after 38 years of practicing general medicine at Phoenixville Hospital in Pennsylvania.

'57

**Donald P. Elliott** was Jefferson's representative at the inauguration of the Reverend Michael J. Sheeran, S.J. as President of Regis University in Denver on September 23.

'58

**Frank R. Vanoni** has been named a Director-at-Large on the American Cancer Society's national Board of Directors. The board, which includes representatives from all states, meets twice a year to set policy and review a budget of \$378 million. Vanoni serves on the board's Task Force on Children and Cancer. He also sits on the board of the society's Connecticut Division.

'59 Thirty-Fifth Reunion June 10-12, 1994

**Harris R. Clearfield** has been elected President of the Pennsylvania Society of Gastroenterology. He directs the Division of Gastroenterology and the Krancer Center for Inflammatory Bowel Disease Research at Hahnemann University. He is a Trustee of the American College of Gastroenterology and President of the Bockus International Society of Gastroenterology.



**James E. Clark '52** was thanked recently by Crozer-Chester Medical Center in Chester, Pennsylvania and Hahnemann University in Philadelphia. On September 18, Crozer-Chester celebrated the opening of the James E. Clark Medical Education Center, named to recognize Dr. Clark's service as Chairman of the Crozer-Chester Medical-Dental Staff Capital Campaign Committee, which continues to raise funds for the medical center.

Clark is Chairman of the Department of Medicine there and Director of Medical Education. During the May 28 commencement of Hahnemann University, he received its Dean's Special Award for Excellence in Clinical Teaching. He was chosen for this award by Hahnemann's graduating medical students who rotated through Crozer-Chester.

The Clark Education Center comprises a sloped-floor auditorium with 210 fixed



*Dr. Clark with Dr. Cohen at the dedication*

seats and state-of-the-art audiovisual equipment including teleconferencing, plus two additional conference rooms seating 25 and 35 people respectively and a large, glass-enclosed foyer for receptions. The center is the first level of a new, five-story ambulatory care pavilion at Crozer-Chester. The September 18 dedication featured keynote speaker Jordan J. Cohen, M.D., Dean of the School of Medicine at the State University of New York at Stony Brook.

**Terrence J. Thomas** has been reelected President of the Medical Staff at Meyersdale Community Hospital, Pennsylvania, where he is a general surgeon.

'60

**Richard A. Alley** is chairing a fund-raising campaign for St. Vincent de Paul Kitchen in Wilkes-Barre, Pennsylvania, where he is involved in many community service projects.

**Joel R. Temple** has been elected to lead the 3,800 members of the Church of Jesus Christ of Latter-Day Saints (the Mormon church) who reside in the Delmarva Peninsula and make up the Wilmington, Delaware Stake. As Stake President, a volunteer position, Temple gives spiritual guidance to church members and oversees the operation of the 12 units which make up the stake.

'61

**Rocco P. Fresoli** is now Medical Director of Turning Point Hospital in Moultrie, Georgia.

**Warren A. Katz** has been reelected a Vice-Chair of the Board of Directors of MossRehab Hospital in Philadelphia.

'62

**Charles J. Bannon** has been appointed to the Pennsylvania Board of Medicine, an appointment made by the office of Governor Robert P. Casey. The board regulates the medical profession in the commonwealth by granting and renewing licenses, conducting licensing exams, issuing disciplinary actions against physicians who violate the licensing laws, and investigating and prosecuting those who practice without licenses. Bannon is a general surgeon at Mercy Hospital in Scranton.

**Pascal J. LaRuffa** has been named Medical Director at the Lawrenceville School, an independent boarding and day school near Princeton, New Jersey.

## Schwarz Appointed Interim President At SUNY-Brooklyn

Richard H. Schwarz '55 has been named Interim President of the State University of New York Health Science Center at Brooklyn. He continues to serve as Provost and Vice-President for Clinical Affairs, posts he has held for five years.

Schwarz was on the faculty of the University of Pennsylvania School of Medicine from 1963 to 1978, attaining the rank of Professor of Obstetrics and Gynecology. He joined the SUNY Health Science Center at Brooklyn (then called Downstate Medical Center) in 1978 as Chairman of Obstetrics and Gynecology and continued in that capacity until 1990. In 1982 he took on the additional role of Dean of the College of Medicine.

Schwarz served as President of the American College of Obstetricians



and Gynecologists in 1991-92. Since 1983 he has chaired the Obstetrical Advisory Committee for the New York City Commissioner of Health.

As Provost of the Health Science Center, Schwarz developed its medical humanities division, and paved the way for a new emphasis on training generalist physicians. He is a passionate proponent of improved opportunities for minorities and women. "We cannot let cost reform blind us to the larger issues of whom medicine serves and how. There must be a concerted effort to rid this country of disparities in health care."

'63

**Arthur D. Magilner** is now on the radiology faculty at Hahnemann University in Philadelphia. Son Mark is in Jefferson's Class of '96.

'64 Thirtieth Reunion June 10-12, 1994

**L. Robert Varner** has joined the emergency medicine staff of Warren General Hospital, Warren, Pennsylvania.

'65

**Jay M. Grodin** continues his practice in infertility problems and is a Clinical Professor at George Washington University in the District of Columbia.

**Joyce E. Price** has retired from her very active practice of vascular surgery in Farmington, New Mexico, but "it seems as though it was last year when I graduated. Next goal: clean closets and drawers that have been neglected for 21 years." She recently spent a month in Russia.

**Bruce W. Weissman** continues the Professional Voice Institute he opened in Miami Beach five years ago. He works

in conjunction with a speech therapist and a voice instructor.

'66

Professor of Anatomy **Ronald P. Jensch, Ph.D.** '66 has returned to full responsibilities at Jefferson after receiving a heart transplant on March 23.

**Carl R. Steindel** has joined the orthopaedic surgery staff of Tyler Memorial Hospital in Wilkes-Barre, Pennsylvania.

**Michael D. Strong III** of Moorestown, New Jersey has been promoted to Major General in the Army Reserve, overseeing medical readiness.

'67

**Vaughn C. Hawksley** has been appointed Director of Pathology at Doylestown Hospital in Pennsylvania.

'68

**Richard T. Vagley** has joined the staff of Indiana Hospital in Indiana, Pennsylvania in plastic surgery.



'69 Twenty-Fifth Reunion June 10-12, 1994

**Neil S. Schwalb**, who practices at Friends Hospital, has been given a Jefferson faculty affiliation as a Clinical Assistant Professor of Psychiatry and Human Behavior.

**James A. Stockman III** is President of the American Board of Pediatrics (a permanent position) as well as a Clinical Professor of Pediatrics at the University of North Carolina at Chapel Hill and a Consulting Professor at Duke University. He serves on the editorial boards of *Contemporary Pediatrics* and *Comprehensive Therapy*.



## Cardiologist for a Separation of Conjoined Twins

**Paul M. Weinberg '69** was part of the team managing the surgical separation of conjoined twins at the Children's Hospital of Philadelphia on August 20. Angela Lakeberg, the surviving twin, and her sister Amy were born in June sharing a malformed heart and fused livers. Only one twin could live due to the single heart, but as of December 1 Angela was making good progress. No previous survivor of an operation to separate twins sharing a heart has lived more than three months. Angela still requires a negative tank ventilator, which uses changes in air pressure to help the patient breathe, but she is taking more breaths each minute by herself without the machine's assistance.

Weinberg has been a member of teams managing the surgical separation of five sets of conjoined twins. An Associate Professor of Radiology and of Pediatrics at the University of Pennsylvania, he directs training in pediatric cardiology at the Children's Hospital.

'71

**Russell G. Johnston** has joined the anesthesiology staff of Fauquier Hospital in Warrenton, Virginia.

'72

**George F. Speace II** has been elected a Trustee of Wyoming Seminary in Wilkes-Barre, Pennsylvania. He practices plastic and reconstructive surgery at Nesbitt Memorial Hospital.

**Robert E. Steward** has been appointed Medical Director for the Moshannon Valley Division of the Geisinger Health Care System in Pennsylvania, as well as Chief of Staff at Philipsburg Area Hospital. He serves on the Board of Directors of the Moshannon Valley Economic Development Partnership.

'73

**Eric W. Blomain** is serving as President of the Robert H. Ivy Society (the plastic and reconstructive surgery association in Pennsylvania). He has been elected a Trustee of Scranton Preparatory School.

'74 Twentieth Reunion June 10-12, 1994

**Richard A. Evans** has joined the surgical staff of Down East Community Hospital in Maine.

'75

Emergency physician **Paul M. Wall** is President-Elect of the El Paso County Medical Society in Colorado Springs.

'76

**Joanne M. Connolly** has joined the obstetrics and gynecology staff at Montgomery Hospital in Norristown, Pennsylvania.

'77

Former astronaut **James P. Bagian** has joined Somanetics Corporation of Troy, Michigan as Vice-President of Corporate Development and Medical Affairs. The company develops computer-based medical diagnostic and monitoring equipment, particularly machinery used to measure

oxygen levels in the brain. Bagian no longer has ties to NASA, the National Aeronautics and Space Administration.

**Margaret M. Dunn** and **Robert K. Finley, Jr. '48** were among five representatives of the Ohio chapter of the American College of Surgeons who met with members of their congressional delegation in Washington to discuss health care reforms.

**Richard A. Wolitz** has been named Chief of Ophthalmology at Kaiser Permanente in San Francisco.

**Marc T. Zubrow**, who practices at the Medical Center of Delaware, has received a higher faculty affiliation at Jefferson as a Clinical Assistant Professor of Medicine.

## Receiving Awards

**David A. Brent '74** has received the Beatrice Cummings Mayer Award from the American Academy of Child and Adolescent Psychiatry for the best paper on depression or suicide in the *Journal* of the academy. Its May issue contained his articles on "Psychiatric Risk Factors for Adolescent Suicide: A Case-Control Study" and "Psychiatric Sequelae to the Loss of an Adolescent Peer to Suicide." Brent, who directs child and adolescent psychiatry at Western Psychiatric Institute in Pittsburgh, said on receiving this award,

*While our society tends to honor individual achievement, most attainments are the result of group effort. There is a dynamic tension between the individual and the group.*

*Each of us is concerned with finding his or her own voice, and also with others' needs for professional achievement. Changing almost anything requires changing the way a group of people conceptualize problems and take action. Finding one's own voice optimally happens in a supportive community of collaborators. Sound doesn't carry in a vacuum—among mentors and colleagues, one's voice will develop and be heard.*

'78

**Rudolph M. Krafft** chairs the Department of Family Practice at Trumbull Memorial Hospital in Warren, Ohio. He and wife Tammi are the proud parents of Alexandra Marie, born April 28.

**Richard J. Lazar** has joined the family medicine staff of Wyoming Valley Health Care System, Pennsylvania.

'79 Fifteenth Reunion June 10-12, 1994

**David G. Baer** is serving as Vice-President of the Pennsylvania Academy of Family Physicians. He practices in Everett.

**Jeffrey C. Brandon** has been appointed Acting Chairman of Radiological Sciences at the University of California, Irvine, College of Medicine.

**Kim U. Kahng** is now an Associate Professor of Surgery and Codirector of the Residency Program at the Medical College of Pennsylvania.

**Vikki A. Stefans** has been promoted to Associate Professor at the University of Arkansas College of Medicine and is acting director of pediatric physical medicine and rehabilitation.

'80

**Donna P. Carr** and husband Ken of Leucadia, California are the proud parents of Matthew, now one year old, while **Patricia E. Clancy** and **Robert S. Kiefner**, Concord, New Hampshire, are thrilled at the birth of James Wesley Kiefner on August 7, and **Jane M. Longacre** of Ambler, Pennsylvania and husband Steve (Ph.D. '80) announce the birth of Timothy Francis, born June 19.

**Joseph V. Conroy** has received a Jefferson faculty affiliation as an Instructor in Neurosurgery.

**Bruce R. Dooley** has established Marine Medical, a company based in Fort Lauderdale that supplies and trains boaters for emergencies. Its focus is on the isolation of long trips: if someone is seriously injured aboard a private vessel, even with a crew and passengers aboard, the victim

could wait hours or days before competent medical help arrives. The company began selling complete medical kits to boaters in 1986 and two years later started monthly courses in advanced first aid training.

**Raymond M. Wargovich** has joined the cardiology staff of Deborah Heart and Lung Center in Browns Mills, New Jersey.

'81

**Lee M. Dennis** has joined the family practice department of Kent General Hospital in Dover, Delaware, while **G. Mitchell Edmondson** has joined the family practice staff of Milford Memorial Hospital in that state.

**Samuel S. Laucks II** and wife Jeanne of Dallastown, Pennsylvania are thrilled at the birth of Joseph Matthew on June 6.

**Emily W. Ward** has been appointed Director of the Mississippi Crime Laboratory and state medical examiner.

'82

**Steven W. Pearson** of Santa Barbara, California and wife Susan are thrilled at the birth of Christine Joyce on April 4, while San Francisco's **Tina M. Smith** and husband Ynze Byl are the proud parents of Teo Etienne Smith Byl, now a year old.

**Robert F. Schiowitz** has been appointed Chairman of Surgery at Medical College Hospitals, Bucks County Campus.

'83

**Jeffrey R. Chain** has joined the orthopaedic surgery staff of Oktibbeha Hospital in Starkville, Mississippi.

**Barbara L. Davies** has joined a plastic and reconstructive surgery practice in Savannah.

'84 Tenth Reunion June 10-12, 1994

**Thomas L. Carter, Jr.** has been appointed an Assistant Professor of Surgery at Jefferson.

**Ian D. Magill** has joined the psychiatry staff of Holy Redeemer Hospital near Jenkintown, Pennsylvania.

**J. Michael Monihan** is working in the Department of Hepatic and Gastrointestinal Pathology at the Armed Forces Institute of Pathology in Washington. He and wife Kimberly are the proud parents of Philip, now a year old.

**Robert A. Moyer** has joined the rheumatology staff of Beebe Medical Center in Lewes, Delaware.

**Ronald J. Sell** has been elected Chief of Staff at Chandler Regional Hospital in Arizona, where he is a family physician.

**Mary F. Stoner** has joined a dermatology practice in Ocala, Florida.

**Robert D. Wallace** has finished a plastic and reconstructive surgery residency at the University of Tennessee, Memphis, where he used to run into **Pamela A. Flick** who is a staff radiologist. Dr. Wallace has joined the naval hospital in San Diego.

'85

**Nicholas J. Barna** has joined the ophthalmology staff of Hazleton General Hospital in Pennsylvania.

Orthopaedic surgeon **Scott J. Ellis** has joined Barrow Medical Center in Winder, Georgia.

**Andrew C. Goldstone** coinvented a kind of endotracheal tube which the Food and Drug Administration has approved for manufacture and marketing. At the Johns Hopkins Hospital, an 18-month human study of the tube is ongoing. Goldstone is an attending otolaryngologist at Greater Baltimore Medical Center. The device is designed to help prevent a serious complication of thyroid surgery: vocal cord paralysis. In conjunction with an electromyography (EMG) monitor, the invention monitors the status of the recurrent laryngeal nerve. It incorporates tiny



Your diploma is from Jefferson Medical College of Thomas Jefferson University—please refer to your degree as being from Jefferson Medical College.

# Class Notes

wire electrodes in a standard breathing tube. The EMG monitor converts electrical signals from the tube into visual and audio output for immediate interpretation by the surgeon.

**Mary L. Gunning** has joined the family practice department of Chester County Hospital in Pennsylvania. She practices with **Robert Poole '53**.

**Michele S. Maholtz** has joined a pulmonary medicine practice in Vero Beach, Florida.

Internist **Thomas C. Smith** has joined Grampian Health Services, the multi-specialty group practice affiliated with Providence Health System in Williamsport, Pennsylvania.

'86

**Linda A. Earle** has been given a Jefferson faculty affiliation as an Instructor in Medicine.

**John H. Gould**, who practices at the Alfred I. duPont Institute in Wilmington, has received a Jefferson faculty advancement to Clinical Assistant Professor of Pediatrics.

**Kenneth B. Margulies** has been appointed an Assistant Professor of Medicine at Temple University in Philadelphia. He is the 1993 recipient of the Mayo Clinic's Cardiovascular Trainee Award and the Mayo Alumni Association's Balfour Award for Meritorious Research. His interests include clinical heart failure, cardiac transplantation, and neurohumoral mechanisms in heart failure, his studies of which have received grant support from the American Heart Association and the National Institutes of Health.

'87

**Joseph P. Bannon** has joined Gerald J. Marks '49 (see pages 6-8) in Jefferson's Division of Colorectal Surgery. Bannon now holds a faculty affiliation as an Instructor in Surgery.



**Rachel I. Chastanet** and husband Bob are the proud parents of Daniel Joseph, born July 5. Both parents are surgery residents at the Naval Medical Center in San Diego.

**Cynthia A. Hill** has received a Jefferson faculty affiliation as an Adjunct Instructor in Pediatrics.

**Steven A. Maser** finished a fellowship in hand surgery at Jefferson in July and joined Northwest Jersey Orthopaedic Associates in Madison, New Jersey, where he practices with **William P. Crutchlow '67**.

'88

**Linda Chung-Honet** and her husband, Jim (an Instructor in Anesthesiology at Jefferson) are the proud parents of Nicholas Edward, born September 9.

**John C. Kairys** has received a Jefferson faculty affiliation as an Instructor in Surgery.

**Suzanne P. Olivieri** married **Ward J. O'Donnell** on June 19. Olivieri practices pediatrics in Ambler, Pennsylvania; O'Donnell specializes in internal medicine at Lankenau Hospital in Wynnewood.

**Brian T. Pelczar** has joined an ear, nose, and throat practice in Billings, Montana.

**Michael L. Sunday** has joined **Gino Mori '58** and **Kristine Kelley, M.D., GS'88** in their surgical practice in Scranton, Pennsylvania.

'89 Fifth Reunion June 10-12, 1994

**Dana B. Greenblatt** has received a Jefferson faculty affiliation as an Instructor in Family Medicine, and **Peter A. Luongo** has received an affiliation as an Instructor in Medicine.

**Wynne A. Morley** is serving a one-year cornea fellowship at the University of South Florida in Tampa.

**Cynthia E. Weber** is working part-time as a pediatric emergency physician at Strong Memorial Hospital in Rochester, New York, where husband **Robert C. Weber** has joined a practice of ophthalmic plastic and reconstructive surgery. They are the proud parents of Robert C. III, born in October.

'90

**Maria Alaimo-Dinwiddie** and **David W. Dinwiddie '89** are moving to Van Nuys, California to join the family practice staff of Kaiser Permanente. Son David Sal Dinwiddie was born June 2.

**Bruce L. Gilliam** is now a fellow in infectious diseases at the University of North Carolina at Chapel Hill.

**Monica A. Meyer** has joined the family practice department at Hunterdon Medical Center in Flemington, New Jersey.

**Charles C. Whitney III** has joined the family practice department at Incirlik Air Force Base in Turkey.

'91

**James W. Freeman** and wife Sandi are thrilled at the birth of Hailey Louise on June 19. Freeman is Chief Resident in Family Practice at Harrisburg Hospital.

**M. Ramin L. Modabber** married Jill Marie Osmon on May 30. He is an orthopaedic surgery resident at New England Medical Center in Boston.

**Lawrence C. Rosenbaum** married Amy C. Grumet on October 10. Rosenbaum is an internal medicine resident at the University of Massachusetts Medical Center in Worcester.



Gone fishing: S. Grant Mulholland, M.D., the Nathan Lewis Hatfield Professor and Chairman of Urology, and **William V. Harrer '62** in Hatteras, North Carolina with their respective sons **David G. Mulholland '93** and **Michael F. Harrer '93** plus (center) **Antonio J. Ripepi '93**. The catch was yellowfin tuna and mahimahi and wahoo!



# Books

**John J. Gartland S'44** is the author of *Medical Writing and Communicating*, recently released by University Publishing Group, Frederick, Maryland. 6" x 9", 250 pages.

Professor Emeritus of Orthopaedic Surgery, Dr. Gartland has been selected for inclusion in the 48th edition (1994) of *Who's Who in America*, scheduled to appear in January.

**Simón Piovanetti '51** has published *Simón Dice* ("Simon Says"), a pediatric manual for parents. In Spanish, 219 pages.

Dr. Piovanetti is Director of Pediatrics at Ashford Presbyterian Community Hospital in San Juan, Puerto Rico.

**Earl J. Fleegler '65** is editor—along with George P. Bogumill, M.D., Ph.D.—of *Tumors of the Hand and Upper Limb*, published in June by Churchill Livingstone of Edinburgh and New York. The 48 contributors represent such disciplines as plastic surgery, pathology, and radiology. It forms volume 10 in the "Hand and Upper Limb" series. 7½" x 9¾", 460 pages, 563

illustrations including 73 in full color, \$150.

Dr. Fleegler is Head of the Section of Hand Surgery at the Cleveland Clinic Foundation, and an Associate Editor of the American volume of the *Journal of Hand Surgery*.

Director of Health Policy and Clinical Outcomes **David B. Nash, M.D., M.B.A.** is editor of *The Physician's Guide to Managed Care* from Aspen Publishers of Frederick, Maryland. 6" x 9", 272 pages, \$59.

Dr. Nash has also edited the second edition of *Future Practice Alternatives in Medicine* published in April by Igaku-Shoin, New York. Experts from medicine and business are brought together to assess the current and future state of medical practice. Commentaries at the end of each chapter have been rewritten since the first edition to reflect the most recent trends. Paperback 6" x 9", 432 pages, \$24.50.

Senior Vice-President and Dean **Joseph S. Gonnella, M.D.** and three other faculty members from Jefferson's Center for

Research in Medical Education and Health Care are guest editors of a special, peer-reviewed supplement to *Academic Medicine* entitled *Assessment Measures in Medical School, Residency, and Practice: The Connections*. The cost is \$25.00 plus \$6.00 for shipping; contact the Publication Orders Office, Association of American Medical Colleges, 2450 N Street N.W., Washington, DC 20037, phone 202 828 0416.

## History for these Holidays

*Thomas Jefferson University: Tradition and Heritage*, the first book of the institution's history edited by **Frederick B. Wagner, Jr. '41** with the assistance of **J. Woodrow Savacool '38**, is available at a special holiday price of \$98.00 plus \$3.00 shipping. Mail a check to the Jefferson Bookstore, 224 S. Eleventh St., Philadelphia, PA 19107, or use your credit card by phoning 215 955 7922. The 8½" x 11" work contains 1,104 copiously illustrated pages.

# Postgraduate Alumni

Former Fulbright scholar **Farid I. Haurani, M.D., HEM'57** attended the annual meeting of the Fulbright Association in Washington in October, and was invited to join its task force on AIDS.

**Edward A. Slotnick, D.O., OBG'71** has joined the staff of Roxborough Memorial Hospital. He practices with two other reproductive endocrinologists in Bala Cynwyd, Pennsylvania and Cherry Hill, New Jersey.

Clinical Assistant Professor of Family Medicine **Fred W. Markham, Jr., M.D., FP'79** works on Jefferson's Physician Shortage Area Program, which combines a selective admissions policy with a specific educational program for students intending to practice family medicine in rural and underserved areas.

**Mitchell S. Sandler, M.D., DR'82** has joined the diagnostic radiology staff at Ripon Memorial Hospital in Ripon, Wisconsin.

**Laurie J. Levine, M.D., D'88** now has offices for dermatologic laser surgery in Albany and Mineola, Long Island, and holds a faculty appointment at the State University of New York at Stony Brook.

**Joanne C. Reisch, M.D., IM'89** has joined a group practice of 20 internists in Norwalk, Connecticut.

**Susan P. Magargee, D.O., PD'89** and **Edward R. Magargee, M.D. '86** are the proud parents of one-year-old twins Katie and Rory. Dr. Susan Magargee practices pediatrics in Wayne, Pennsylvania; Dr. Edward Magargee practices cardiology in Norristown.

**G. Whitfield James, M.D., IM'90** has joined a gastroenterology practice in Nashville, Tennessee.

**Edward J. Goebel, M.D., P'93** is now an attending psychiatrist at Friends Hospital in Philadelphia.

**Thomas Connelly, D.O., IM'82, D'85** has his own Connelly Skin Cancer Surgery Center in Stuart, Florida, and also enjoys snowboarding, roller hockey, and windsurfing.



**Affiliated Hospitals  
For Graduate Medical Education  
See Page 3**

