

Florida International University FIU Digital Commons

Department of Physics

College of Arts, Sciences & Education

4-24-2015

Search for quark contact interactions and extra spatial dimensions using dijet angular distributions in proton–proton collisions at $\sqrt{s}=8\text{TeV}$

CMS Collaboration, CERN, Switzerland

Samantha Hewamanage

Department of Physics, Florida International University, shewaman@fiu.edu

Stephan Linn

Department of Physics, Florida International University, linns@fiu.edu

Pete E. Markowitz

Department of Physics, Florida International University, markowit@fiu.edu

German Martinez

Department of Physics, Florida International University, gmartine@fiu.edu

See next page for additional authors

Follow this and additional works at: http://digitalcommons.fiu.edu/physics_fac

 Part of the [Physics Commons](#)

Recommended Citation

CMS Collaboration, CERN, Switzerland; Hewamanage, Samantha; Linn, Stephan; Markowitz, Pete E.; Martinez, German; and Rodriguez, Jorge Luis, "Search for quark contact interactions and extra spatial dimensions using dijet angular distributions in proton–proton collisions at $\sqrt{s}=8\text{TeV}$ " (2015). *Department of Physics*. Paper 25.
http://digitalcommons.fiu.edu/physics_fac/25

This work is brought to you for free and open access by the College of Arts, Sciences & Education at FIU Digital Commons. It has been accepted for inclusion in Department of Physics by an authorized administrator of FIU Digital Commons. For more information, please contact dcc@fiu.edu.

Authors

CMS Collaboration, CERN, Switzerland; Samantha Hewamanage; Stephan Linn; Pete E. Markowitz; German Martinez; and Jorge Luis Rodriguez



Search for quark contact interactions and extra spatial dimensions using dijet angular distributions in proton–proton collisions at $\sqrt{s} = 8$ TeV



CMS Collaboration*

CERN, Switzerland

ARTICLE INFO

Article history:

Received 10 November 2014
 Received in revised form 19 April 2015
 Accepted 21 April 2015
 Available online 24 April 2015
 Editor: M. Doser

Keywords:

CMS
 Physics
 QCD
 Electroweak corrections
 Contact interactions
 Extra dimensions

ABSTRACT

A search is presented for quark contact interactions and extra spatial dimensions in proton–proton collisions at $\sqrt{s} = 8$ TeV using dijet angular distributions. The search is based on a data set corresponding to an integrated luminosity of 19.7 fb^{-1} collected by the CMS detector at the CERN LHC. Dijet angular distributions are found to be in agreement with the perturbative QCD predictions that include electroweak corrections. Limits on the contact interaction scale from a variety of models at next-to-leading order in QCD corrections are obtained. A benchmark model in which only left-handed quarks participate is excluded up to a scale of 9.0 (11.7) TeV for destructive (constructive) interference at 95% confidence level. Lower limits between 5.9 and 8.4 TeV on the scale of virtual graviton exchange are extracted for the Arkani-Hamed–Dimopoulos–Dvali model of extra spatial dimensions.

© 2015 CERN for the benefit of the CMS Collaboration. Published by Elsevier B.V. This is an open access article under the CC BY license (<http://creativecommons.org/licenses/by/4.0/>). Funded by SCOAP³.

1. Introduction

High momentum-transfer proton–proton collisions at the CERN LHC probe the dynamics of the underlying interaction at distances below 10^{-19} m. Often these collisions produce a pair of jets (dijets) approximately balanced in transverse momentum p_T . These dijet events provide an ideal testing ground to probe the validity of perturbative quantum chromodynamics and to search for new phenomena such as quark compositeness or additional, compactified spatial dimensions. A particularly suitable observable for this purpose is the dijet angular distribution [1] expressed in terms of $\chi_{\text{dijet}} = \exp(|y_1 - y_2|)$, where y_1 and y_2 are the rapidities of the two jets with the highest transverse momenta. Rapidity is defined as $y = \ln[(E + p_z)/(E - p_z)]/2$ with E being the jet energy and p_z the projection of the jet momentum onto the beam axis. For the scattering of massless partons, χ_{dijet} is related to the polar scattering angle θ^* in the partonic center-of-mass (c.m.) frame by $\chi_{\text{dijet}} = (1 + |\cos \theta^*|)/(1 - |\cos \theta^*|)$. The choice of the variable χ_{dijet} is motivated by the fact that for Rutherford scattering the angular distribution is approximately independent of χ_{dijet} . In perturbative QCD the dijet angular distribution at small c.m. scattering

angles is approximately independent of the underlying partonic level process and exhibits behavior similar to Rutherford scattering, characteristic of spin-1 particle exchange. Signatures of new physics (NP), such as quark contact interactions (CI) or virtual exchange of Kaluza–Klein [2] excitations of the graviton, that exhibit angular distributions that are more isotropic than those predicted by QCD, could appear as an excess of events at low values of χ_{dijet} .

Models of quark compositeness [3–5] postulate interactions between quark constituents at a characteristic scale Λ that is much larger than the quark masses. At energies well below Λ , these interactions can be approximated by a CI characterized by a four-fermion coupling. The effective Lagrangian for flavor-diagonal color-singlet couplings between quarks can be written as [4,5]:

$$\mathcal{L}_{\text{qq}} = \frac{2\pi}{\Lambda^2} \left[\eta_{LL} (\bar{q}_L \gamma^\mu q_L) (\bar{q}_L \gamma_\mu q_L) + \eta_{RR} (\bar{q}_R \gamma^\mu q_R) (\bar{q}_R \gamma_\mu q_R) + 2\eta_{RL} (\bar{q}_R \gamma^\mu q_R) (\bar{q}_L \gamma_\mu q_L) \right],$$

where the subscripts L and R refer to the left and right chiral projections of the quark fields respectively and η_{LL} , η_{RR} , and η_{RL} are taken to be 0, +1, or –1. The various combinations of $(\eta_{LL}, \eta_{RR}, \eta_{RL})$ correspond to different CI models. The following CI scenarios with color-singlet couplings between quarks are investigated:

* E-mail address: cms-publication-committee-chair@cern.ch.

Λ	$(\eta_{LL}, \eta_{RR}, \eta_{RL})$
Λ_{LL}^{\pm}	$(\pm 1, 0, 0)$
Λ_{RR}^{\pm}	$(0, \pm 1, 0)$
Λ_{VV}^{\pm}	$(\pm 1, \pm 1, \pm 1)$
Λ_{AA}^{\pm}	$(\pm 1, \pm 1, \mp 1)$
$\Lambda_{(V-A)}^{\pm}$	$(0, 0, \pm 1)$

Note that the models with positive (negative) η_{LL} or η_{RR} lead to destructive (constructive) interference with the QCD terms and a lower (higher) cross section in the limit of high partonic c.m. energies. In all CI models discussed in this Letter, next-to-leading-order (NLO) QCD corrections are employed to calculate the cross sections. In proton–proton collisions the Λ_{LL}^{\pm} and Λ_{RR}^{\pm} models result in identical tree-level cross sections and NLO corrections, and consequently lead to the same sensitivity. For Λ_{VV}^{\pm} and Λ_{AA}^{\pm} , as well as for $\Lambda_{(V-A)}^{\pm}$, the CI predictions are identical at tree-level, but exhibit different NLO corrections and yield different sensitivity.

Measurements of dijet angular distributions at the Fermilab Tevatron have been reported by the CDF [6] and D0 [7,8] Collaborations, and at the LHC by the CMS [9–11] and ATLAS [12,13] Collaborations. The most stringent limits to date on CI models calculated at tree-level have been obtained by the CMS Collaboration from the inclusive jet p_T spectrum [14], which excludes $\Lambda_{LL}^+ < 9.9$ TeV and $\Lambda_{LL}^- < 14.3$ TeV. Constraints on CI models with NLO corrections have been previously obtained from a search in the dijet angular distributions [9], excluding in particular $\Lambda_{LL}^+ < 7.5$ TeV and $\Lambda_{LL}^- < 10.5$ TeV.

Dijet angular distributions are also sensitive to signatures from the Arkani-Hamed–Dimopoulos–Dvali (ADD) model [15,16] of compactified extra dimensions (EDs) that provides a possible solution to the hierarchy problem of the standard model (SM). In the ADD model, gravity is assumed to propagate in the entire higher-dimensional space, while SM particles are confined to a $(3 + 1)$ dimensional subspace. As a result, the fundamental Planck scale M_D in the ADD model is much smaller than the $(3 + 1)$ dimensional Planck energy scale M_{Pl} , which may lead to phenomenological effects that can be tested with proton–proton collisions at the LHC. The coupling of the graviton in higher-dimensional space to the SM fields can be described by a $(3 + 1)$ -dimensional tower of Kaluza–Klein (KK) graviton excitations, each coupled to the energy–momentum tensor of the SM field with gravitational strength. The effects of a virtual graviton exchange can therefore be approximated at leading-order (LO) by an effective $(3 + 1)$ -dimensional theory that sums over KK excitations of a virtual graviton. This sum is divergent, and therefore has to be truncated at a certain energy scale of order M_D , where the effective theory is expected to break down. Such a theory predicts a non-resonant enhancement of dijet production, whose angular distribution differs from the QCD prediction. Two parameterizations for virtual graviton exchange in the ADD model are considered, namely the Giudice–Rattazzi–Wells (GRW) [17] and the Han–Lykken–Zhang (HLZ) [18] conventions. Though not considered in this paper, another convention by Hewett [19] exists. In the GRW convention the sum over the KK states is regulated by a single cutoff parameter Λ_T . The HLZ convention describes the effective theory in terms of two parameters, the cutoff scale M_S and the number of extra spatial dimensions n_{ED} . The parameters M_S and n_{ED} can be directly related to Λ_T [20]. We consider scenarios with 2 to 6 EDs. The case of $n_{ED} = 1$ is not considered since it would require an ED of the size of the order of the solar system; the gravitational potential at these distances would be noticeably modified and this case is therefore excluded. The case of $n_{ED} = 2$ is special in the sense that the relation between

M_S and Λ_T also depends on the parton–parton c.m. energy \sqrt{s} . Signatures from virtual graviton exchange have previously been sought in dilepton [21,22], diphoton [23,24], and dijet [7,25,26] final states, where the most stringent limits come from the dilepton searches and range from 3.5 to 4.9 TeV.

In this Letter, we extend previous searches for contact interactions to higher CI scales, for a wide range of models that include the exact NLO QCD corrections to dijet production. In addition, we explore various models of compactified extra dimensions. Using a data sample corresponding to an integrated luminosity of 19.7 fb^{-1} at $\sqrt{s} = 8$ TeV, the measured dijet angular distributions, unfolded for detector effects, are compared to QCD predictions at NLO, including for the first time electroweak (EW) corrections.

2. Event selection

A detailed description of the CMS detector, together with a definition of the coordinate systems used and the relevant kinematic variables, can be found in Ref. [27]. The central feature of the CMS apparatus is a superconducting solenoid of 6 m internal diameter, providing an axial field of 3.8 T. Within the solenoid are the silicon pixel and strip trackers, which cover the region of pseudorapidity $|\eta| < 2.5$, and the lead tungstate crystal electromagnetic and the brass and scintillator hadronic calorimeters, which surround the tracking volume and cover $|\eta| < 3$. Muons are measured in gas-ionization detectors embedded in the steel flux-return yoke of the solenoid with a coverage of $|\eta| < 2.4$.

Events are reconstructed using a particle-flow technique [28,29] which combines information from all CMS subdetectors to identify and reconstruct in an optimal way the individual particle candidates (charged hadrons, neutral hadrons, electrons, muons, and photons) in each event. These particle candidates are clustered into jets using the anti- k_T algorithm [30] as implemented in the FASTJET package [31] with a size parameter $R = 0.5$. Jet energy scale corrections [32] derived from data and Monte Carlo (MC) simulation are applied to account for the response function of the calorimeters for hadronic showers.

The CMS trigger system uses a two-tiered system comprising a level-1 trigger (L1) and a high-level trigger (HLT) to select physics events of interest for further analysis. The selection criteria used in this analysis are the inclusive single-jet triggers, which require one L1 jet and one HLT jet with various thresholds on the jet p_T , as well as trigger paths with thresholds on the dijet mass and scalar sum of the jet p_T . The p_T of jets is corrected for the response of the detector at both L1 and the HLT. The efficiency of each single-jet trigger is measured as a function of dijet mass M_{jj} using events selected by a lower-threshold trigger.

Events with at least two reconstructed jets are selected from an inclusive jet sample and the two highest- p_T jets are used to measure the dijet angular distributions for different ranges in M_{jj} . In units of TeV the M_{jj} ranges are (1.9, 2.4), (2.4, 3.0), (3.0, 3.6), (3.6, 4.2), and > 4.2 . The lowest M_{jj} range is chosen such that the trigger efficiency exceeds 99% in all bins of χ_{dijet} considered in this analysis. The two highest M_{jj} ranges were chosen to maximize the expected sensitivity to the new physics signals considered. Events with spurious jets from noise and noncollision backgrounds are rejected by applying loose quality criteria [33] to jet properties and requiring a reconstructed primary vertex within ± 24 cm of the detector center along the beam line and within 2 cm of the detector center in the plane transverse to the beam. The main primary vertex is defined as the one with the largest summed p_T^2 of its associated tracks. The phase space for this analysis is defined by selecting events with $\chi_{\text{dijet}} < 16$ and $y_{\text{boost}} < 1.11$, where $y_{\text{boost}} = \frac{1}{2} |y_1 + y_2|$. This choice of values restricts the two jets

within $|y| < 2.5$. The highest value of M_{jj} observed in this data sample is 5.2 TeV.

3. Cross section unfolding and uncertainties

The measured χ_{dijet} distributions, defined as $(1/\sigma_{\text{dijet}})(d\sigma_{\text{dijet}}/d\chi_{\text{dijet}})$, are corrected for migration effects due to the finite jet energy and position resolutions of the detector. Fluctuations in the jet response cause event migrations in χ_{dijet} as well as in dijet mass. Therefore, a two-dimensional unfolding in these variables is performed using the D'Agostini method [34] as implemented in the RooUNFOLD package [35]. The unfolding corrections are determined from a response matrix that maps the true M_{jj} and χ_{dijet} distributions onto the measured ones. This matrix is derived using particle-level jets from HERWIG++ version 2.5.0 [36,37] with the tune of version 2.4. The jets are smeared in p_T with a double-sided Crystal-Ball parameterization [38] of the response, which takes into account the full jet energy response including non-Gaussian tails. The unfolding correction factors as a function of χ_{dijet} vary from less than 3% in the lowest M_{jj} range to less than 20% in the highest M_{jj} range.

The main experimental systematic uncertainties in this analysis are caused by the jet energy scale, the jet energy resolution, and the unfolding modeling and detector simulation. The overall jet energy scale uncertainty varies between 1% and 2% and has a dependence on pseudorapidity of less than 1% per unit of η [32]. The jet energy scale uncertainty is divided into 21 uncorrelated sources [39]. The effect of each source is propagated to the dijet angular distributions and then summed in quadrature to take into account uncorrelated p_T - and η -dependent sources that could cancel if varied simultaneously. The resulting uncertainty in the χ_{dijet} distributions due to the jet energy scale uncertainties is found to be less than 2.0% (2.6%) at low (high) M_{jj} over all χ_{dijet} bins, and the maximum uncertainty in a given M_{jj} bin is typically found to be in the lowest χ_{dijet} bin.

The jet energy resolution is known to within 10% of its value in the phase space considered in this analysis [32]. The systematic uncertainty in the χ_{dijet} distributions due to this effect was evaluated by varying the width of the Gaussian core of the Crystal-Ball parameterization of the response by $\pm 10\%$ and comparing the resultant unfolding corrections before and after these changes. The resulting uncertainty in the χ_{dijet} distributions is 0.5% (1.5%) in the lowest (highest) M_{jj} range. In addition, a systematic uncertainty in the tails of the jet response function is evaluated by determining a correction factor using a Gaussian ansatz [32] rather than the double-sided Crystal-Ball (Gaussian with tails) function to parameterize the response. Since the Gaussian assumption corresponds to the extreme case of the complete absence of a tail, the associated uncertainty has been taken to be 50% of the difference between this correction and the nominal correction based on the Crystal-Ball function. This covers the uncertainty in the understanding of the tails from jet resolution tail measurements. The size of this uncertainty varies from less than 1% in the lowest M_{jj} range to less than 13% in the highest M_{jj} range.

A systematic uncertainty in the unfolding due to the use of a parameterized model of the jet p_T and position resolutions to determine the unfolding correction factors is estimated by comparing the smeared χ_{dijet} distributions to the ones from a detailed simulation of the CMS detector using GEANT4 [40]. This uncertainty is found to be less than 0.4% (5%) in the lowest (highest) M_{jj} range. A further systematic uncertainty in the unfolding for the modeling of the dijet spectra with HERWIG++ [0.1% (1.2%) in the lowest (highest) M_{jj} range], is estimated from a comparison of the unfolding corrections from HERWIG++ with those obtained from PYTHIA 8 version 8.165 [41] with tune 4C [42].

The uncertainty from additional interactions in the same proton bunch crossing as the interaction of interest, called pileup, is determined in simulation by varying the minimum bias cross section within its measured uncertainty of 6% [43]. No significant effect is observed. Though in the statistical analysis of the data the uncertainties are treated separately, for display in tables and figures, the total experimental systematic uncertainty in the χ_{dijet} distributions is calculated as the quadratic sum of the contributions due to the uncertainties in the jet energy calibration, jet p_T resolution, and unfolding correction. The total uncertainty including statistical uncertainties is less than 2.5% (49%) for the lowest (highest) M_{jj} range. Experimental uncertainties are evaluated for both the QCD background and signal predictions, however, the resulting uncertainties do not differ significantly.

4. Theoretical predictions

The normalized dijet angular distributions are compared to the predictions of perturbative QCD. The NLO calculation is provided by NLOJET++ version 4.1.3 [44,45] within the FASTNLO framework version 2 [46,47]. The factorization (μ_F) and renormalization (μ_R) scales are defined to be the average p_T of the two jets, $\langle p_{T1,2} \rangle$. Electroweak corrections for dijet production have been derived in Ref. [48], the authors of which provided us with the corresponding corrections for the χ_{dijet} distributions. These corrections change the predictions of the normalized χ_{dijet} distributions by up to 4% (14%) at low (high) M_{jj} . Since fast re-evaluation techniques for different choices of PDFs or scales are not yet available for the electroweak correction part of the theory, the factors have been applied here without additional uncertainties. A figure showing these corrections can be found in Appendix A. The impact of non-perturbative effects such as hadronization and multiple parton interactions is estimated using PYTHIA 8 and HERWIG++. These effects are found to be negligible.

The dominant uncertainty in the QCD predictions is associated with the choice of the μ_R and μ_F scales and is evaluated following the proposal in Ref. [49] by varying the default choice of scales in the following six combinations: $(\mu_F/\langle p_{T1,2} \rangle, \mu_R/\langle p_{T1,2} \rangle) = (1/2, 1/2), (1/2, 1), (1, 1/2), (2, 2), (2, 1), \text{ and } (1, 2)$. These scale variations change the QCD predictions of the normalized χ_{dijet} distributions by less than 9% (18%) at low (high) M_{jj} . The uncertainty due to the choice of parton distribution functions (PDF) is determined from the 22 uncertainty eigenvectors of CT10 [50] using the procedure described in Ref. [50], and is found to be less than 0.6% (1.0%) at low (high) M_{jj} . A summary of the systematic uncertainties in the theoretical predictions is given in Table 1 together with the experimental ones. In the highest M_{jj} range, the dominant experimental contribution is the statistical uncertainty while the dominant theoretical contribution is the QCD scale uncertainty.

For calculating the CI terms as well as the interference between the CI terms and QCD terms at LO and NLO in QCD the CIJET program version 1.0 [51] has been employed. The CI models at LO are cross-checked with the implementation in PYTHIA 8 and found to be consistent. The ADD predictions are calculated with PYTHIA 8.

5. Results

In Fig. 1 the measured χ_{dijet} distributions, corrected for instrumental effects and normalized by their respective event counts, for all M_{jj} ranges, are compared to theoretical predictions. The data are well described by NLO calculations that incorporate EW corrections. No significant deviation from the SM predictions is observed. The distributions are also compared to predictions for

Table 1

Summary of the experimental and theoretical uncertainties in the normalized χ_{dijet} distributions. For the lowest, second highest and highest M_{jj} ranges, the relative shift (in %) of the lowest χ_{dijet} bin from its nominal value is quoted. While in the statistical analysis each systematic uncertainty is represented by a change of the χ_{dijet} distribution correlated among all χ_{dijet} bins, this table summarizes each uncertainty by a representative number to demonstrate the relative contributions.

Uncertainty	$1.9 < M_{jj} < 2.4$ TeV (%)	$3.6 < M_{jj} < 4.2$ TeV (%)	$M_{jj} > 4.2$ TeV (%)
Statistical	1.0	2.3	47
Jet energy scale	2.0	2.1	2.5
Jet energy resolution (tails)	1.0	2.0	13
Jet energy resolution (core)	0.5	0.6	1.5
Unfolding, modeling	0.1	1.2	1.2
Unfolding, detector simulation	0.4	1.0	5.0
Pileup	<0.1	<0.1	<1.0
Total experimental	2.5	4.1	49
QCD NLO scale (6 variations of μ_R and μ_F)	+9.0 -3.4	+11 -4.0	+18 -6.3
PDF (CT10 eigenvectors)	0.6	0.7	1.0
Non-perturbative effects	<1.0	<1.0	<0.2
Total theoretical	9	11	18

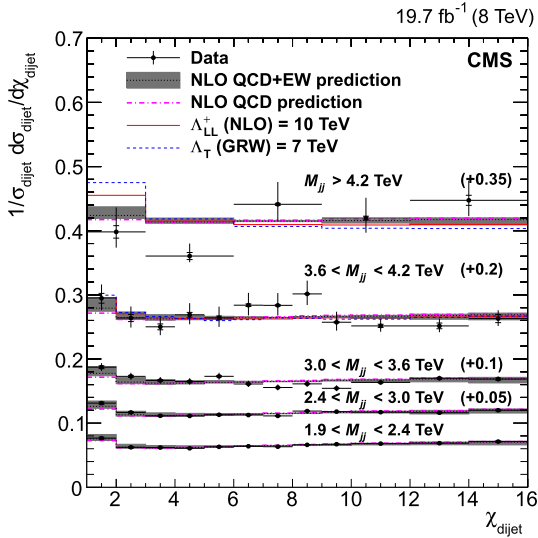


Fig. 1. Normalized χ_{dijet} distributions for 19.7 fb^{-1} of integrated luminosity at $\sqrt{s} = 8 \text{ TeV}$. The corrected data distributions are compared to NLO predictions with EW corrections (black dotted line). For clarity the individual distributions are shifted vertically by offsets indicated in parentheses. Theoretical uncertainties are indicated as a gray band. The error bars represent statistical and experimental systematic uncertainties combined in quadrature. The ticks on the error bars represent experimental systematic uncertainties only. The horizontal bars indicate the bin widths. The NLO QCD prediction without EW corrections is also shown (purple dashed dotted). The prediction for SM + CI with Λ_{LL}^+ (NLO) = 10 TeV is shown (red solid line), and so is the prediction for SM + ADD with Λ_T (GRW) = 7 TeV (blue dashed line). (For interpretation of the references to color in this figure legend, the reader is referred to the web version of this article.)

SM + CI with Λ_{LL}^+ (NLO) = 10 TeV and predictions for SM + ADD with Λ_T (GRW) = 7 TeV.

The measured χ_{dijet} distributions are used to determine exclusion limits on CI models that include full NLO QCD corrections to dijet production induced by contact interactions calculated with *CIJET*. Limits are also extracted for CI models calculated at LO with *CIJET* and ADD models implemented in *PYTHIA 8*. To take into account the NLO QCD and EW corrections in these LO models, the

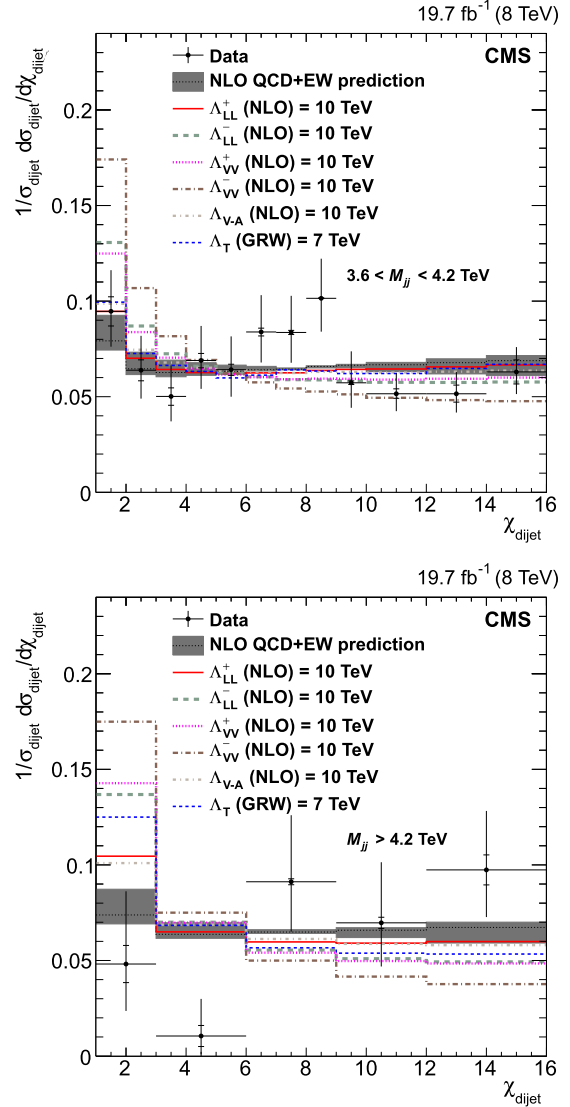


Fig. 2. Normalized χ_{dijet} distributions in the two highest M_{jj} ranges. The corrected data distributions are compared to NLO predictions with EW corrections (black dotted line). Theoretical uncertainties are indicated as gray bands. The error bars represent statistical and experimental systematic uncertainties combined in quadrature. The ticks on the error bars represent experimental systematic uncertainties only. The horizontal bars indicate the bin widths. The predictions for the various CI and ADD models are overlaid.

cross section difference $\sigma_{\text{NLO+EW corr}}^{\text{QCD}} - \sigma_{\text{LO}}^{\text{QCD}}$ is evaluated for each M_{jj} and χ_{dijet} bin and added to the *PYTHIA 8* + ADD and LO QCD + CI predictions. With this procedure, an SM + CI (SM + ADD) prediction is obtained where the QCD terms are corrected to NLO with EW corrections while the CI (ADD) terms are calculated at LO. The variations due to theoretical uncertainties associated with scales and PDFs are applied only to the QCD terms of the prediction, thereby treating the effective new physics terms as fixed benchmark terms.

In **Fig. 2**, the χ_{dijet} distributions for the two highest M_{jj} ranges are compared to various CI and ADD models. Only the two highest M_{jj} ranges are used to determine limits of CI and ADD model parameters since the added sensitivity from the lower M_{jj} ranges is negligible.

We quantify the significance of an NP signal with respect to the SM-only hypothesis by means of the likelihood for the SM-only, L_{SM} , and the likelihood for the SM with new physics, $L_{\text{SM+NP}}$.

Table 2

Observed and expected exclusion limits at 95% CL for various CI models. The uncertainties in the expected limits considering statistical and systematic effects for the SM-only hypothesis are also given.

Model	Observed (TeV)	Expected (TeV)
$\Lambda_{LL/RR}^+$ (LO)	10.3	9.8 ± 1.0
$\Lambda_{LL/RR}^-$ (LO)	12.9	12.4 ± 2.2
$\Lambda_{LL/RR}^+$ (NLO)	9.0	8.7 ± 0.8
$\Lambda_{LL/RR}^-$ (NLO)	11.7	11.4 ± 1.8
Λ_{VV}^+ (NLO)	11.3	10.8 ± 1.1
Λ_{VV}^- (NLO)	15.2	14.6 ± 2.6
Λ_{AA}^+ (NLO)	11.4	10.9 ± 1.1
Λ_{AA}^- (NLO)	15.1	14.5 ± 2.6
$\Lambda_{(V-A)}^+$ (NLO)	8.8	8.5 ± 1.1
$\Lambda_{(V-A)}^-$ (NLO)	8.9	8.6 ± 1.2

Table 3

Observed and expected exclusion limits at 95% CL for various ADD models in LO. The uncertainties in the expected limits considering statistical and systematic effects for the SM-only hypothesis are also given.

Model	Observed (TeV)	Expected (TeV)
ADD Λ_T (GRW)	7.1	6.8 ± 0.5
ADD M_S (HLZ) $n_{ED} = 2$	6.9	6.6 ± 0.4
ADD M_S (HLZ) $n_{ED} = 3$	8.4	8.0 ± 0.6
ADD M_S (HLZ) $n_{ED} = 4$	7.1	6.8 ± 0.5
ADD M_S (HLZ) $n_{ED} = 5$	6.4	6.1 ± 0.5
ADD M_S (HLZ) $n_{ED} = 6$	5.9	5.7 ± 0.4

The L_{SM} and L_{SM+NP} are defined as products of Poisson likelihood functions for each bin in χ_{dijet} for the two highest ranges of M_{jj} . The predictions for each M_{jj} range are normalized to the number of observed events in that range. The p -values for the two hypotheses, $p_{SM+NP}(q \geq q_{obs})$ and $p_{SM}(q \leq q_{obs})$, are based on the log-likelihood ratio $q = -2 \ln(L_{SM+NP}/L_{SM})$. They are evaluated from ensembles of pseudo-experiments, in which systematic uncertainties are taken into account via nuisance parameters which affect the χ_{dijet} distribution, varied within their Gaussian uncertainties when generating the distributions of q [52].

We note that there is an observed difference between the NLO QCD calculations with EW corrections and the NLO QCD-only hypothesis in the above defined likelihood ratio, which corresponds to a significance of 1.1 standard deviation.

The agreement of the data with the SM-only hypothesis is estimated by calculating $p_{SM}(q \leq q_{obs})$ for each M_{jj} bin separately. The largest difference is found in the M_{jj} range 3.0–3.6 TeV with a probability of 17% to obtain a deviation from the SM-only hypothesis larger than the observed, corresponding to a significance of 1.4 standard deviations. Including the two highest M_{jj} bins in the likelihood reduces this significance to 0.9 standard deviations, corresponding to a probability of 39%.

A modified-frequentist approach [53,54,52] is used to set exclusion limits on the scale Λ . Limits on the SM + NP models are set based on the quantity $CL_s = p_{SM+NP}(q \geq q_{obs}) / (1 - p_{SM}(q \leq q_{obs}))$, which is required to be 0.05 for a 95% confidence level (CL) exclusion. The observed and expected exclusion limits on different CI and ADD models obtained in this analysis at 95% CL are listed in Tables 2 and 3 respectively. Note that the CI predictions with exact NLO QCD corrections show a smaller enhancement at low χ_{dijet} relative to QCD than do the corresponding LO CI predictions, as described in detail in Ref. [55], and therefore result in less stringent limits.

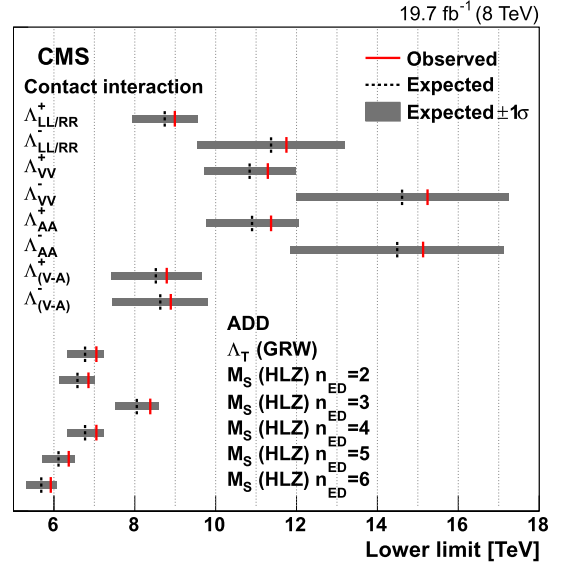


Fig. 3. Observed (solid lines) and expected (dashed lines) 95% CL lower limits for the CI scales Λ for different compositeness models (NLO), for the ADD model scale with GRW parameterization Λ_T and for the ADD model scale with HLZ parameterization M_S . The gray bands indicate the corresponding uncertainties in the expected exclusion limits.

These results are also summarized in Fig. 3. The limits on M_S for the different n_{ED} ($n_{ED} \geq 2$) directly follow from the limit for Λ_T . As a cross check, the limits for the CI scale $\Lambda_{LL/RR}^+$ are also determined for the case in which the data are not corrected for detector effects and instead the simulation predictions are convoluted with the detector resolutions. The extracted limits are found to agree with the quoted ones within 1%. We also quantify the effect of the inclusion of EW corrections in the QCD prediction on the $\Lambda_{LL/RR}^+$ (LO) observed limit, which would be reduced from 10.3 TeV to 9.8 TeV if EW corrections were neglected.

6. Summary

Normalized dijet angular distributions have been measured with the CMS detector over a wide range of dijet invariant masses. No significant deviation from the standard model predictions is observed. Lower limits are set on the contact interaction scale for a variety of quark compositeness models that include NLO QCD corrections and on the cutoff scale for the ADD models with extra dimensions. The 95% confidence level lower limits on the contact interaction scale Λ are in the range 8.8–15.2 TeV. The improved description of the data resulting from the inclusion of the electroweak corrections yields approximately 5% higher limits. The lower limits on the cutoff scales in the ADD models, Λ_T (GRW) and M_S (HLZ), are in the range 5.9–8.4 TeV. These results represent the most stringent set of limits on contact interaction scale, modelled at NLO, and the best limits on the benchmark ADD model to date.

Acknowledgements

We would like to thank S. Dittmaier and A. Huss for providing us with the electroweak correction factors. We congratulate our colleagues in the CERN accelerator departments for the excellent performance of the LHC and thank the technical and administrative staffs at CERN and at other CMS institutes for their contributions to the success of the CMS effort. In addition, we gratefully acknowledge the computing centers and personnel of the Worldwide LHC Computing Grid for delivering so effectively the comput-

- [30] M. Cacciari, G.P. Salam, G. Soyez, The anti- k_t jet clustering algorithm, *J. High Energy Phys.* 04 (2008) 063, <http://dx.doi.org/10.1088/1126-6708/2008/04/063>, arXiv:0802.1189.
- [31] M. Cacciari, G.P. Salam, G. Soyez, FastJet user manual, *Eur. Phys. J. C* 72 (2012) 1896, <http://dx.doi.org/10.1140/epjc/s10052-012-1896-2>, arXiv:1111.6097.
- [32] CMS Collaboration, Determination of jet energy calibration and transverse momentum resolution in CMS, *J. Instrum.* 6 (2011) P11002, <http://dx.doi.org/10.1088/1748-0221/6/11/P11002>.
- [33] CMS Collaboration, Jets in 0.9 and 2.36 TeV pp collisions, CMS Physics Analysis Summary CMS-PAS-JME-10-001 <http://cdsweb.cern.ch/record/1248210>, 2010.
- [34] G. d'Agostini, A multidimensional unfolding method based on Bayes' theorem, *Nucl. Instrum. Methods A* 362 (1995) 487, [http://dx.doi.org/10.1016/0168-9002\(95\)00274-X](http://dx.doi.org/10.1016/0168-9002(95)00274-X).
- [35] T. Adye, Unfolding algorithms and tests using RooUnfold, in: *Proceedings of the PHYSTAT 2011 Workshop on Statistical Issues Related to Discovery Claims in Search Experiments and Unfolding*, CERN, Geneva, Switzerland, January 17–20, 2011, p. 313, arXiv:1105.1160.
- [36] S. Gieseke, M.A. Gigg, D. Grellscheid, K. Hamilton, O. Latunde-Dada, S. Plätzer, P. Richardson, M.H. Seymour, A. Sherstnev, B.R. Webber, Herwig++ 2.5 release note, arXiv:1102.1672, 2011.
- [37] M. Bähr, S. Gieseke, M.A. Gigg, D. Grellscheid, K. Hamilton, O. Latunde-Dada, S. Plätzer, P. Richardson, M.H. Seymour, A. Sherstnev, B.R. Webber, Herwig++ physics and manual, *Eur. Phys. J. C* 58 (2008) 639, <http://dx.doi.org/10.1140/epjc/s10052-008-0798-9>, arXiv:0803.0883.
- [38] M.J. Oreglia, A study of the reactions $\psi' \rightarrow \gamma\gamma\psi$, Ph.D. thesis, Stanford University, 1980, <http://www.slac.stanford.edu/pubs/slacreports/slac-r-236.html>, SLAC Report SLAC-R-236, see Appendix D.
- [39] CMS Collaboration, 8 TeV jet energy corrections and uncertainties based on 19.8 fb⁻¹ of data in CMS, CMS Detector Performance Summary DP-2013-033 <http://cds.cern.ch/record/1627305>, 2013.
- [40] S. Agostinelli, et al., GEANT4 Collaboration, GEANT4—a simulation toolkit, *Nucl. Instrum. Methods A* 506 (2003) 250, [http://dx.doi.org/10.1016/S0168-9002\(03\)01368-8](http://dx.doi.org/10.1016/S0168-9002(03)01368-8).
- [41] T. Sjöstrand, S. Mrenna, P.Z. Skands, A brief introduction to PYTHIA 8.1, *Comput. Phys. Commun.* 178 (2008) 852, <http://dx.doi.org/10.1016/j.cpc.2008.01.036>, arXiv:0710.3820.
- [42] R. Corke, T. Sjöstrand, Interleaved parton showers and tuning prospects, *J. High Energy Phys.* 03 (2011) 032, [http://dx.doi.org/10.1007/JHEP03\(2011\)032](http://dx.doi.org/10.1007/JHEP03(2011)032), arXiv:1011.1759.
- [43] CMS Collaboration, Measurement of the inelastic proton–proton cross section at $\sqrt{s} = 7$ TeV, *Phys. Lett. B* 722 (2013) 5, <http://dx.doi.org/10.1016/j.physletb.2013.03.024>.
- [44] Z. Nagy, Three jet cross-sections in hadron–hadron collisions at next-to-leading order, *Phys. Rev. Lett.* 88 (2002) 122003, <http://dx.doi.org/10.1103/PhysRevLett.88.122003>, arXiv:hep-ph/0110315.
- [45] Z. Nagy, Next-to-leading order calculation of three jet observables in hadron–hadron collision, *Phys. Rev. D* 68 (2003) 094002, <http://dx.doi.org/10.1103/PhysRevD.68.094002>, arXiv:hep-ph/0307268.
- [46] T. Kluge, K. Rabbertz, M. Wobisch, fastNLO: fast pQCD calculations for PDF fits, in: *14th International Workshop on Deep-Inelastic Scattering (DIS 2006)*, Tsukuba, Japan, Apr 20–24, 2006, p. 483, arXiv:hep-ph/0609285.
- [47] D. Britzger, K. Rabbertz, F. Stober, M. Wobisch, New features in version 2 of the fastNLO project, in: *20th International Workshop on Deep-Inelastic Scattering and Related Subjects (DIS 2012)*, Bonn, Germany, March 26–30, 2012, p. 217, arXiv:1208.3641.
- [48] S. Dittmaier, A. Huss, C. Speckner, Weak radiative corrections to dijet production at hadron colliders, *J. High Energy Phys.* 11 (2012) 095, [http://dx.doi.org/10.1007/JHEP11\(2012\)095](http://dx.doi.org/10.1007/JHEP11(2012)095), arXiv:1210.0438.
- [49] A. Banfi, G.P. Salam, G. Zanderighi, Phenomenology of event shapes at hadron colliders, *J. High Energy Phys.* 06 (2010) 038, [http://dx.doi.org/10.1007/JHEP06\(2010\)038](http://dx.doi.org/10.1007/JHEP06(2010)038).
- [50] H.-L. Lai, M. Guzzi, J. Huston, Z. Li, P.M. Nadolsky, J. Pumplin, C.-P. Yuan, New parton distributions for collider physics, *Phys. Rev. D* 82 (2010) 074024, <http://dx.doi.org/10.1103/PhysRevD.82.074024>, arXiv:1007.2241.
- [51] J. Gao, C.S. Li, J. Wang, H.X. Zhu, C.P. Yuan, Next-to-leading QCD effect to the quark compositeness search at the LHC, *Phys. Rev. Lett.* 106 (2011) 142001, <http://dx.doi.org/10.1103/PhysRevLett.106.142001>, arXiv:1101.4611.
- [52] R.D. Cousins, V.L. Highland, Incorporating systematic uncertainties into an upper limit, *Nucl. Instrum. Methods A* 320 (1992) 331, [http://dx.doi.org/10.1016/0168-9002\(92\)90794-5](http://dx.doi.org/10.1016/0168-9002(92)90794-5).
- [53] T. Junk, Confidence level computation for combining searches with small statistics, *Nucl. Instrum. Methods A* 434 (1999) 435, [http://dx.doi.org/10.1016/S0168-9002\(99\)00498-2](http://dx.doi.org/10.1016/S0168-9002(99)00498-2), arXiv:hep-ph/9811356.
- [54] A.L. Read, Presentation of search results: the CL_s technique, *J. Phys. G* 28 (2002) 2693, <http://dx.doi.org/10.1088/0954-3899/28/10/313>.
- [55] J. Gao, C.S. Li, C.P. Yuan, NLO QCD corrections to dijet production via quark contact interactions, *J. High Energy Phys.* 07 (2012) 037, [http://dx.doi.org/10.1007/JHEP07\(2012\)037](http://dx.doi.org/10.1007/JHEP07(2012)037), arXiv:1204.4773.

CMS Collaboration

V. Khachatryan, A.M. Sirunyan, A. Tumasyan

Yerevan Physics Institute, Yerevan, Armenia

W. Adam, T. Bergauer, M. Dragicevic, J. Erö, M. Friedl, R. Frühwirth¹, V.M. Ghete, C. Hartl, N. Hörmann, J. Hrubec, M. Jeitler¹, W. Kiesenhofer, V. Knünz, M. Krammer¹, I. Krätschmer, D. Liko, I. Mikulec, D. Rabady², B. Rahbaran, H. Rohringer, R. Schöfbeck, J. Strauss, W. Treberer-Treberspurg, W. Waltenberger, C.-E. Wulz¹

Institut für Hochenergiephysik der OeAW, Wien, Austria

V. Mossolov, N. Shumeiko, J. Suarez Gonzalez

National Centre for Particle and High Energy Physics, Minsk, Belarus

S. Alderweireldt, M. Bansal, S. Bansal, T. Cornelis, E.A. De Wolf, X. Janssen, A. Knutsson, J. Lauwers, S. Luyckx, S. Ochesanu, R. Rougny, M. Van De Klundert, H. Van Haevermaet, P. Van Mechelen, N. Van Remortel, A. Van Spilbeeck

Universiteit Antwerpen, Antwerpen, Belgium

F. Blekman, S. Blyweert, J. D'Hondt, N. Daci, N. Heracleous, J. Keaveney, S. Lowette, M. Maes, A. Olbrechts, Q. Python, D. Strom, S. Tavernier, W. Van Doninck, P. Van Mulders, G.P. Van Onsem, I. Vilella

Vrije Universiteit Brussel, Brussel, Belgium

C. Caillol, B. Clerbaux, G. De Lentdecker, D. Dobur, L. Favart, A.P.R. Gay, A. Grebenyuk, A. Léonard, A. Mohammadi, L. Perniè², T. Reis, T. Seva, L. Thomas, C. Vander Velde, P. Vanlaer, J. Wang, F. Zenoni

Université Libre de Bruxelles, Bruxelles, Belgium

V. Adler, K. Beernaert, L. Benucci, A. Cimmino, S. Costantini, S. Crucy, S. Dildick, A. Fagot, G. Garcia, J. McCartin, A.A. Ocampo Rios, D. Ryckbosch, S. Salva Diblen, M. Sigamani, N. Strobbe, F. Thyssen, M. Tytgat, E. Yazgan, N. Zaganidis

Ghent University, Ghent, Belgium

S. Basegmez, C. Beluffi³, G. Bruno, R. Castello, A. Caudron, L. Ceard, G.G. Da Silveira, C. Delaere, T. du Pree, D. Favart, L. Forthomme, A. Giammanco⁴, J. Hollar, A. Jafari, P. Jez, M. Komm, V. Lemaitre, C. Nuttens, D. Pagano, L. Perrini, A. Pin, K. Piotrkowski, A. Popov⁵, L. Quertenmont, M. Selvaggi, M. Vidal Marono, J.M. Vizan Garcia

Université Catholique de Louvain, Louvain-la-Neuve, Belgium

N. Belyi, T. Caeberts, E. Daubie, G.H. Hammad

Université de Mons, Mons, Belgium

W.L. Aldá Júnior, G.A. Alves, L. Brito, M. Correa Martins Junior, T. Dos Reis Martins, C. Mora Herrera, M.E. Pol

Centro Brasileiro de Pesquisas Fisicas, Rio de Janeiro, Brazil

W. Carvalho, J. Chinellato⁶, A. Custódio, E.M. Da Costa, D. De Jesus Damiao, C. De Oliveira Martins, S. Fonseca De Souza, H. Malbouisson, D. Matos Figueiredo, L. Mundim, H. Nogima, W.L. Prado Da Silva, J. Santaolalla, A. Santoro, A. Sznajder, E.J. Tonelli Manganote⁶, A. Vilela Pereira

Universidade do Estado do Rio de Janeiro, Rio de Janeiro, Brazil

C.A. Bernardes^b, S. Dogra^a, T.R. Fernandez Perez Tomei^a, E.M. Gregores^b, P.G. Mercadante^b, S.F. Novaes^a, Sandra S. Padula^a

^a *Universidade Estadual Paulista, São Paulo, Brazil*

^b *Universidade Federal do ABC, São Paulo, Brazil*

A. Aleksandrov, V. Genchev², P. Iaydjiev, A. Marinov, S. Piperov, M. Rodozov, G. Sultanov, M. Vutova

Institute for Nuclear Research and Nuclear Energy, Sofia, Bulgaria

A. Dimitrov, I. Glushkov, R. Hadjiiska, V. Kozhuharov, L. Litov, B. Pavlov, P. Petkov

University of Sofia, Sofia, Bulgaria

J.G. Bian, G.M. Chen, H.S. Chen, M. Chen, T. Cheng, R. Du, C.H. Jiang, R. Plestina⁷, F. Romeo, J. Tao, Z. Wang

Institute of High Energy Physics, Beijing, China

C. Asawatangtrakuldee, Y. Ban, Q. Li, S. Liu, Y. Mao, S.J. Qian, D. Wang, W. Zou

State Key Laboratory of Nuclear Physics and Technology, Peking University, Beijing, China

C. Avila, L.F. Chaparro Sierra, C. Florez, J.P. Gomez, B. Gomez Moreno, J.C. Sanabria

Universidad de Los Andes, Bogota, Colombia

N. Godinovic, D. Lelas, D. Polic, I. Puljak

University of Split, Faculty of Electrical Engineering, Mechanical Engineering and Naval Architecture, Split, Croatia

Z. Antunovic, M. Kovac

University of Split, Faculty of Science, Split, Croatia

V. Brigljevic, K. Kadija, J. Luetic, D. Mekterovic, L. Sudic

Institute Rudjer Boskovic, Zagreb, Croatia

A. Attikis, G. Mavromanolakis, J. Mousa, C. Nicolaou, F. Ptochos, P.A. Razis

University of Cyprus, Nicosia, Cyprus

M. Bodlak, M. Finger, M. Finger Jr.⁸

Charles University, Prague, Czech Republic

Y. Assran⁹, S. Elgammal¹⁰, M.A. Mahmoud¹¹, A. Radi^{12,13}

Academy of Scientific Research and Technology of the Arab Republic of Egypt, Egyptian Network of High Energy Physics, Cairo, Egypt

M. Kadastik, M. Murumaa, M. Raidal, A. Tiko

National Institute of Chemical Physics and Biophysics, Tallinn, Estonia

P. Eerola, G. Fedi, M. Voutilainen

Department of Physics, University of Helsinki, Helsinki, Finland

J. Härkönen, V. Karimäki, R. Kinnunen, M.J. Kortelainen, T. Lampén, K. Lassila-Perini, S. Lehti, T. Lindén, P. Luukka, T. Mäenpää, T. Peltola, E. Tuominen, J. Tuominiemi, E. Tuovinen, L. Wendland

Helsinki Institute of Physics, Helsinki, Finland

J. Talvitie, T. Tuuva

Lappeenranta University of Technology, Lappeenranta, Finland

M. Besancon, F. Couderc, M. Dejardin, D. Denegri, B. Fabbro, J.L. Faure, C. Favaro, F. Ferri, S. Ganjour, A. Givernaud, P. Gras, G. Hamel de Monchenault, P. Jarry, E. Locci, J. Malcles, J. Rander, A. Rosowsky, M. Titov

DSM/IRFU, CEA/Saclay, Gif-sur-Yvette, France

S. Baffioni, F. Beaudette, P. Busson, C. Charlot, T. Dahms, M. Dalchenko, L. Dobrzynski, N. Filipovic, A. Florent, R. Granier de Cassagnac, L. Mastrolorenzo, P. Miné, C. Mironov, I.N. Naranjo, M. Nguyen, C. Ochando, P. Paganini, S. Regnard, R. Salerno, J.B. Sauvan, Y. Sirois, C. Veelken, Y. Yilmaz, A. Zabi

Laboratoire Leprince-Ringuet, Ecole Polytechnique, IN2P3-CNRS, Palaiseau, France

J.-L. Agram¹⁴, J. Andrea, A. Aubin, D. Bloch, J.-M. Brom, E.C. Chabert, C. Collard, E. Conte¹⁴, J.-C. Fontaine¹⁴, D. Gelé, U. Goerlach, C. Goetzmann, A.-C. Le Bihan, P. Van Hove

Institut Pluridisciplinaire Hubert Curien, Université de Strasbourg, Université de Haute Alsace Mulhouse, CNRS/IN2P3, Strasbourg, France

S. Gadrat

Centre de Calcul de l'Institut National de Physique Nucléaire et de Physique des Particules, CNRS/IN2P3, Villeurbanne, France

S. Beauceron, N. Beaupere, G. Boudoul², E. Bouvier, S. Brochet, C.A. Carrillo Montoya, J. Chasserat, R. Chierici, D. Contardo², P. Depasse, H. El Mamouni, J. Fan, J. Fay, S. Gascon, M. Gouzevitch, B. Ille, T. Kurca, M. Lethuillier, L. Mirabito, S. Perries, J.D. Ruiz Alvarez, D. Sabes, L. Sgandurra, V. Sordini, M. Vander Donckt, P. Verdier, S. Viret, H. Xiao

Université de Lyon, Université Claude Bernard Lyon 1, CNRS-IN2P3, Institut de Physique Nucléaire de Lyon, Villeurbanne, France

Z. Tsamalaidze⁸

Institute of High Energy Physics and Informatization, Tbilisi State University, Tbilisi, Georgia

C. Autermann, S. Beranek, M. Bontenackels, M. Edelhoff, L. Feld, A. Heister, O. Hindrichs, K. Klein, A. Ostapchuk, F. Raupach, J. Sammet, S. Schael, H. Weber, B. Wittmer, V. Zhukov⁵

RWTH Aachen University, I. Physikalisches Institut, Aachen, Germany

M. Ata, M. Brodski, E. Dietz-Laursonn, D. Duchardt, M. Erdmann, R. Fischer, A. Güth, T. Hebbeker, C. Heidemann, K. Hoepfner, D. Klingebiel, S. Knutzen, P. Kreuzer, M. Merschmeyer, A. Meyer, P. Millet, M. Olschewski, K. Padeken, P. Papacz, H. Reithler, S.A. Schmitz, L. Sonnenschein, D. Teyssier, S. Thüer, M. Weber

RWTH Aachen University, III. Physikalisches Institut A, Aachen, Germany

V. Cherepanov, Y. Erdogan, G. Flügge, H. Geenen, M. Geisler, W. Haj Ahmad, F. Hoehle, B. Kargoll, T. Kress, Y. Kuessel, A. Künsken, J. Lingemann², A. Nowack, I.M. Nugent, L. Perchalla, O. Pooth, A. Stahl

RWTH Aachen University, III. Physikalisches Institut B, Aachen, Germany

I. Asin, N. Bartosik, J. Behr, W. Behrenhoff, U. Behrens, A.J. Bell, M. Bergholz¹⁵, A. Bethani, K. Borras, A. Burgmeier, A. Cakir, L. Calligaris, A. Campbell, S. Choudhury, F. Costanza, C. Diez Pardos, G. Dolinska, S. Dooling, T. Dorland, G. Eckerlin, D. Eckstein, T. Eichhorn, G. Flucke, J. Garay Garcia, A. Geiser, P. Gunnellini, J. Hauk, M. Hempel¹⁵, D. Horton, H. Jung, A. Kalogeropoulos, M. Kasemann, P. Katsas, J. Kieseler, C. Kleinwort, I. Korol, D. Krücker, W. Lange, J. Leonard, K. Lipka, A. Lobanov, W. Lohmann¹⁵, B. Lutz, R. Mankel, I. Marfin¹⁵, I.-A. Melzer-Pellmann, A.B. Meyer, G. Mittag, J. Mnich, A. Mussgiller, S. Naumann-Emme, A. Nayak, O. Novgorodova, E. Ntomari, H. Perrey, D. Pitzl, R. Placakyte, A. Raspereza, P.M. Ribeiro Cipriano, B. Roland, E. Ron, M.Ö. Sahin, J. Salfeld-Nebgen, P. Saxena, R. Schmidt¹⁵, T. Schoerner-Sadenius, M. Schröder, C. Seitz, S. Spannagel, A.D.R. Vargas Trevino, R. Walsh, C. Wissing

Deutsches Elektronen-Synchrotron, Hamburg, Germany

M. Aldaya Martin, V. Blobel, M. Centis Vignali, A.R. Draeger, J. Erfle, E. Garutti, K. Goebel, M. Görner, J. Haller, M. Hoffmann, R.S. Höing, H. Kirschenmann, R. Klanner, R. Kogler, J. Lange, T. Lapsien, T. Lenz, I. Marchesini, J. Ott, T. Peiffer, A. Perieanu, N. Pietsch, J. Poehlsen, T. Poehlsen, D. Rathjens, C. Sander, H. Schettler, P. Schleper, E. Schlieckau, A. Schmidt, M. Seidel, V. Sola, H. Stadie, G. Steinbrück, D. Troendle, E. Usai, L. Vanelderren, A. Vanhoefer

University of Hamburg, Hamburg, Germany

C. Barth, C. Baus, J. Berger, C. Böser, E. Butz, T. Chwalek, W. De Boer, A. Descroix, A. Dierlamm, M. Feindt, F. Frensch, M. Giffels, A. Gilbert, F. Hartmann², T. Hauth², U. Husemann, I. Katkov⁵, A. Kornmayer², E. Kuznetsova, P. Lobelle Pardo, M.U. Mozer, Th. Müller, A. Nürnberg, G. Quast, K. Rabbertz, F. Ratnikov, S. Röcker, H.J. Simonis, F.M. Stober, R. Ulrich, J. Wagner-Kuhr, S. Wayand, T. Weiler, R. Wolf

Institut für Experimentelle Kernphysik, Karlsruhe, Germany

G. Anagnostou, G. Daskalakis, T. Gerasis, V.A. Giakoumopoulou, A. Kyriakis, D. Loukas, A. Markou, C. Markou, A. Psallidas, I. Topsis-Giotis

Institute of Nuclear and Particle Physics (INPP), NCSR Demokritos, Aghia Paraskevi, Greece

A. Agapitos, S. Kesisoglou, A. Panagiotou, N. Saoulidou, E. Stiliaris

University of Athens, Athens, Greece

X. Aslanoglou, I. Evangelou, G. Flouris, C. Foudas, P. Kokkas, N. Manthos, I. Papadopoulos, E. Paradas, J. Strologas

University of Ioánnina, Ioánnina, Greece

G. Bencze, C. Hajdu, P. Hidas, D. Horvath¹⁶, F. Sikler, V. Veszpremi, G. Vesztergombi¹⁷, A.J. Zsigmond

Wigner Research Centre for Physics, Budapest, Hungary

N. Beni, S. Czellar, J. Karancsi¹⁸, J. Molnar, J. Palinkas, Z. Szillasi

Institute of Nuclear Research ATOMKI, Debrecen, Hungary

A. Makovec, P. Raics, Z.L. Trocsanyi, B. Ujvari

University of Debrecen, Debrecen, Hungary

S.K. Swain

National Institute of Science Education and Research, Bhubaneswar, India

S.B. Beri, V. Bhatnagar, R. Gupta, U. Bhawandeep, A.K. Kalsi, M. Kaur, R. Kumar, M. Mittal, N. Nishu, J.B. Singh

Panjab University, Chandigarh, India

Ashok Kumar, Arun Kumar, S. Ahuja, A. Bhardwaj, B.C. Choudhary, A. Kumar, S. Malhotra, M. Naimuddin, K. Ranjan, V. Sharma

University of Delhi, Delhi, India

S. Banerjee, S. Bhattacharya, K. Chatterjee, S. Dutta, B. Gomber, Sa. Jain, Sh. Jain, R. Khurana, A. Modak, S. Mukherjee, D. Roy, S. Sarkar, M. Sharan

Saha Institute of Nuclear Physics, Kolkata, India

A. Abdulsalam, D. Dutta, S. Kailas, V. Kumar, A.K. Mohanty², L.M. Pant, P. Shukla, A. Topkar

Bhabha Atomic Research Centre, Mumbai, India

T. Aziz, S. Banerjee, S. Bhowmik¹⁹, R.M. Chatterjee, R.K. Dewanjee, S. Dugad, S. Ganguly, S. Ghosh, M. Guchait, A. Gurtu²⁰, G. Kole, S. Kumar, M. Maity¹⁹, G. Majumder, K. Mazumdar, G.B. Mohanty, B. Parida, K. Sudhakar, N. Wickramage²¹

Tata Institute of Fundamental Research, Mumbai, India

H. Bakhshiansohi, H. Behnamian, S.M. Etesami²², A. Fahim²³, R. Goldouzian, M. Khakzad, M. Mohammadi Najafabadi, M. Naseri, S. Paktinat Mehdiabadi, F. Rezaei Hosseinabadi, B. Safarzadeh²⁴, M. Zeinali

Institute for Research in Fundamental Sciences (IPM), Tehran, Iran

M. Felcini, M. Grunewald

University College Dublin, Dublin, Ireland

M. Abbrescia^{a,b}, C. Calabria^{a,b}, S.S. Chhibra^{a,b}, A. Colaleo^a, D. Creanza^{a,c}, N. De Filippis^{a,c}, M. De Palma^{a,b}, L. Fiore^a, G. Iaselli^{a,c}, G. Maggi^{a,c}, M. Maggi^a, S. My^{a,c}, S. Nuzzo^{a,b}, A. Pompili^{a,b}, G. Pugliese^{a,c}, R. Radogna^{a,b,2}, G. Selvaggi^{a,b}, A. Sharma, L. Silvestris^{a,2}, R. Venditti^{a,b}

^a INFN Sezione di Bari, Bari, Italy

^b Università di Bari, Bari, Italy

^c Politecnico di Bari, Bari, Italy

G. Abbiendi^a, A.C. Benvenuti^a, D. Bonacorsi^{a,b}, S. Braibant-Giacomelli^{a,b}, L. Brigliadori^{a,b}, R. Campanini^{a,b}, P. Capiluppi^{a,b}, A. Castro^{a,b}, F.R. Cavallo^a, G. Codispoti^{a,b}, M. Cuffiani^{a,b}, G.M. Dallavalle^a, F. Fabbri^a, A. Fanfani^{a,b}, D. Fasanella^{a,b}, P. Giacomelli^a, C. Grandi^a, L. Guiducci^{a,b}, S. Marcellini^a, G. Masetti^a, A. Montanari^a, F.L. Navarria^{a,b}, A. Perrotta^a, F. Primavera^{a,b}, A.M. Rossi^{a,b}, T. Rovelli^{a,b}, G.P. Siroli^{a,b}, N. Tosi^{a,b}, R. Travaglini^{a,b}

^a INFN Sezione di Bologna, Bologna, Italy

^b Università di Bologna, Bologna, Italy

S. Albergo^{a,b}, G. Cappello^a, M. Chiorboli^{a,b}, S. Costa^{a,b}, F. Giordano^{a,c,2}, R. Potenza^{a,b}, A. Tricomi^{a,b}, C. Tuve^{a,b}

^a INFN Sezione di Catania, Catania, Italy

^b Università di Catania, Catania, Italy

^c CSFNSM, Catania, Italy

G. Barbagli^a, V. Ciulli^{a,b}, C. Civinini^a, R. D'Alessandro^{a,b}, E. Focardi^{a,b}, E. Gallo^a, S. Gonzi^{a,b}, V. Gori^{a,b,2}, P. Lenzi^{a,b}, M. Meschini^a, S. Paoletti^a, G. Sguazzoni^a, A. Tropiano^{a,b}

^a INFN Sezione di Firenze, Firenze, Italy

^b Università di Firenze, Firenze, Italy

L. Benussi, S. Bianco, F. Fabbri, D. Piccolo

INFN Laboratori Nazionali di Frascati, Frascati, Italy

R. Ferretti^{a,b}, F. Ferro^a, M. Lo Vetere^{a,b}, E. Robutti^a, S. Tosi^{a,b}

^a INFN Sezione di Genova, Genova, Italy

^b Università di Genova, Genova, Italy

M.E. Dinardo^{a,b}, S. Fiorendi^{a,b}, S. Gennai^{a,2}, R. Gerosa^{a,b,2}, A. Ghezzi^{a,b}, P. Govoni^{a,b}, M.T. Lucchini^{a,b,2}, S. Malvezzi^a, R.A. Manzoni^{a,b}, A. Martelli^{a,b}, B. Marzocchi^{a,b}, D. Menasce^a, L. Moroni^a, M. Paganoni^{a,b}, D. Pedrini^a, S. Ragazzi^{a,b}, N. Redaelli^a, T. Tabarelli de Fatis^{a,b}

^a INFN Sezione di Milano-Bicocca, Milano, Italy

^b Università di Milano-Bicocca, Milano, Italy

S. Buontempo^a, N. Cavallo^{a,c}, S. Di Guida^{a,d,2}, F. Fabozzi^{a,c}, A.O.M. Iorio^{a,b}, L. Lista^a, S. Meola^{a,d,2}, M. Merola^a, P. Paolucci^{a,2}

^a INFN Sezione di Napoli, Napoli, Italy

^b Università di Napoli 'Federico II', Napoli, Italy

^c Università della Basilicata (Potenza), Napoli, Italy

^d Università G. Marconi (Roma), Napoli, Italy

P. Azzi^a, N. Bacchetta^a, D. Bisello^{a,b}, A. Branca^{a,b}, R. Carlin^{a,b}, P. Checchia^a, M. Dall'Osso^{a,b}, T. Dorigo^a, U. Dosselli^a, M. Galanti^{a,b}, F. Gasparini^{a,b}, U. Gasparini^{a,b}, P. Giubilato^{a,b}, A. Gozzelino^a, K. Kanishchev^{a,c}, S. Lacaprara^a, M. Margoni^{a,b}, A.T. Meneguzzo^{a,b}, J. Pazzini^{a,b}, N. Pozzobon^{a,b}, P. Ronchese^{a,b}, F. Simonetto^{a,b}, E. Torassa^a, M. Tosi^{a,b}, P. Zotto^{a,b}, A. Zucchetta^{a,b}, G. Zumerle^{a,b}

^a INFN Sezione di Padova, Padova, Italy

^b Università di Padova, Padova, Italy

^c Università di Trento (Trento), Padova, Italy

M. Gabusi^{a,b}, S.P. Ratti^{a,b}, V. Re^a, C. Riccardi^{a,b}, P. Salvini^a, P. Vitulo^{a,b}

^a INFN Sezione di Pavia, Pavia, Italy

^b Università di Pavia, Pavia, Italy

M. Biasini^{a,b}, G.M. Bilei^a, D. Ciangottini^{a,b}, L. Fanò^{a,b}, P. Lariccia^{a,b}, G. Mantovani^{a,b}, M. Menichelli^a, A. Saha^a, A. Santocchia^{a,b}, A. Spiezia^{a,b,2}

^a INFN Sezione di Perugia, Perugia, Italy

^b Università di Perugia, Perugia, Italy

K. Androsov^{a,25}, P. Azzurri^a, G. Bagliesi^a, J. Bernardini^a, T. Boccali^a, G. Broccolo^{a,c}, R. Castaldi^a, M.A. Ciocci^{a,25}, R. Dell'Orso^a, S. Donato^{a,c}, F. Fiori^{a,c}, L. Foà^{a,c}, A. Giassi^a, M.T. Grippo^{a,25}, F. Ligabue^{a,c}, T. Lomtadze^a, L. Martini^{a,b}, A. Messineo^{a,b}, C.S. Moon^{a,26}, F. Palla^{a,2}, A. Rizzi^{a,b}, A. Savoy-Navarro^{a,27}, A.T. Serban^a, P. Spagnolo^a, P. Squillacioti^{a,25}, R. Tenchini^a, G. Tonelli^{a,b}, A. Venturi^a, P.G. Verdini^a, C. Vernieri^{a,c,2}

^a INFN Sezione di Pisa, Pisa, Italy

^b Università di Pisa, Pisa, Italy

^c Scuola Normale Superiore di Pisa, Pisa, Italy

L. Barone^{a,b}, F. Cavallari^a, G. D'imperio^{a,b}, D. Del Re^{a,b}, M. Diemoz^a, C. Jorda^a, E. Longo^{a,b},
F. Margaroli^{a,b}, P. Meridiani^a, F. Micheli^{a,b,2}, S. Nourbakhsh^{a,b}, G. Organtini^{a,b}, R. Paramatti^a,
S. Rahatlou^{a,b}, C. Rovelli^a, F. Santanastasio^{a,b}, L. Soffi^{a,b,2}, P. Traczyk^{a,b}

^a INFN Sezione di Roma, Roma, Italy

^b Università di Roma, Roma, Italy

N. Amapane^{a,b}, R. Arcidiacono^{a,c}, S. Argiro^{a,b}, M. Arneodo^{a,c}, R. Bellan^{a,b}, C. Biino^a, N. Cartiglia^a,
S. Casasso^{a,b,2}, M. Costa^{a,b}, A. Degano^{a,b}, N. Demaria^a, L. Finco^{a,b}, C. Mariotti^a, S. Maselli^a,
E. Migliore^{a,b}, V. Monaco^{a,b}, M. Musich^a, M.M. Obertino^{a,c,2}, G. Ortona^{a,b}, L. Pacher^{a,b}, N. Pastrone^a,
M. Pelliccioni^a, G.L. Pinna Angioni^{a,b}, A. Potenza^{a,b}, A. Romero^{a,b}, M. Ruspa^{a,c}, R. Sacchi^{a,b},
A. Solano^{a,b}, A. Staiano^a, U. Tamponi^a

^a INFN Sezione di Torino, Torino, Italy

^b Università di Torino, Torino, Italy

^c Università del Piemonte Orientale (Novara), Torino, Italy

S. Belforte^a, V. Candelise^{a,b}, M. Casarsa^a, F. Cossutti^a, G. Della Ricca^{a,b}, B. Gobbo^a, C. La Licata^{a,b},
M. Marone^{a,b}, A. Schizzi^{a,b}, T. Umer^{a,b}, A. Zanetti^a

^a INFN Sezione di Trieste, Trieste, Italy

^b Università di Trieste, Trieste, Italy

S. Chang, A. Kropivnitskaya, S.K. Nam

Kangwon National University, Chunchon, Republic of Korea

D.H. Kim, G.N. Kim, M.S. Kim, D.J. Kong, S. Lee, Y.D. Oh, H. Park, A. Sakharov, D.C. Son

Kyungpook National University, Daegu, Republic of Korea

T.J. Kim

Chonbuk National University, Jeonju, Republic of Korea

J.Y. Kim, S. Song

Chonnam National University, Institute for Universe and Elementary Particles, Kwangju, Republic of Korea

S. Choi, D. Gyun, B. Hong, M. Jo, H. Kim, Y. Kim, B. Lee, K.S. Lee, S.K. Park, Y. Roh

Korea University, Seoul, Republic of Korea

M. Choi, J.H. Kim, I.C. Park, G. Ryu, M.S. Ryu

University of Seoul, Seoul, Republic of Korea

Y. Choi, Y.K. Choi, J. Goh, D. Kim, E. Kwon, J. Lee, H. Seo, I. Yu

Sungkyunkwan University, Suwon, Republic of Korea

A. Juodagalvis

Vilnius University, Vilnius, Lithuania

J.R. Komaragiri, M.A.B. Md Ali

National Centre for Particle Physics, Universiti Malaya, Kuala Lumpur, Malaysia

E. Casimiro Linares, H. Castilla-Valdez, E. De La Cruz-Burelo, I. Heredia-de La Cruz²⁸,
A. Hernandez-Almada, R. Lopez-Fernandez, A. Sanchez-Hernandez

Centro de Investigacion y de Estudios Avanzados del IPN, Mexico City, Mexico

S. Carrillo Moreno, F. Vazquez Valencia

Universidad Iberoamericana, Mexico City, Mexico

I. Pedraza, H.A. Salazar Ibarguen*Benemerita Universidad Autonoma de Puebla, Puebla, Mexico***A. Morelos Pineda***Universidad Autónoma de San Luis Potosí, San Luis Potosí, Mexico***D. Krofcheck***University of Auckland, Auckland, New Zealand***P.H. Butler, S. Reucroft***University of Canterbury, Christchurch, New Zealand***A. Ahmad, M. Ahmad, Q. Hassan, H.R. Hoorani, W.A. Khan, T. Khurshid, M. Shoaib***National Centre for Physics, Quaid-I-Azam University, Islamabad, Pakistan***H. Bialkowska, M. Bluj, B. Boimska, T. Frueboes, M. Górski, M. Kazana, K. Nawrocki, K. Romanowska-Rybinska, M. Szleper, P. Zalewski***National Centre for Nuclear Research, Swierk, Poland***G. Brona, K. Bunkowski, M. Cwiok, W. Dominik, K. Doroba, A. Kalinowski, M. Konecki, J. Krolikowski, M. Misiura, M. Olszewski, W. Wolszczak***Institute of Experimental Physics, Faculty of Physics, University of Warsaw, Warsaw, Poland***P. Bargassa, C. Beirão Da Cruz E Silva, P. Faccioli, P.G. Ferreira Parracho, M. Gallinaro, L. Lloret Iglesias, F. Nguyen, J. Rodrigues Antunes, J. Seixas, J. Varela, P. Vischia***Laboratório de Instrumentação e Física Experimental de Partículas, Lisboa, Portugal***P. Bunin, M. Gavrilenko, I. Golutvin, I. Gorbunov, V. Karjavin, V. Konoplyanikov, A. Lanev, A. Malakhov, V. Matveev²⁹, P. Moisenz, V. Palichik, V. Perelygin, M. Savina, S. Shmatov, S. Shulha, N. Skatchkov, V. Smirnov, A. Zarubin***Joint Institute for Nuclear Research, Dubna, Russia***V. Golovtsov, Y. Ivanov, V. Kim³⁰, P. Levchenko, V. Murzin, V. Oreshkin, I. Smirnov, V. Sulimov, L. Uvarov, S. Vavilov, A. Vorobyev, An. Vorobyev***Petersburg Nuclear Physics Institute, Gatchina (St. Petersburg), Russia***Yu. Andreev, A. Dermenev, S. Gninenko, N. Golubev, M. Kirsanov, N. Krasnikov, A. Pashenkov, D. Tlisov, A. Toropin***Institute for Nuclear Research, Moscow, Russia***V. Epshteyn, V. Gavrilov, N. Lychkovskaya, V. Popov, I. Pozdnyakov, G. Safronov, S. Semenov, A. Spiridonov, V. Stolin, E. Vlasov, A. Zhokin***Institute for Theoretical and Experimental Physics, Moscow, Russia***V. Andreev, M. Azarkin, I. Dremin, M. Kirakosyan, A. Leonidov, G. Mesyats, S.V. Rusakov, A. Vinogradov***P.N. Lebedev Physical Institute, Moscow, Russia***A. Belyaev, E. Boos, V. Bunichev, M. Dubinin³¹, L. Dudko, A. Ershov, V. Klyukhin, O. Kodolova, I. Lokhtin, S. Obraztsov, M. Perfilov, S. Petrushanko, V. Savrin***Skobeltsyn Institute of Nuclear Physics, Lomonosov Moscow State University, Moscow, Russia*

I. Azhgirey, I. Bayshev, S. Bitioukov, V. Kachanov, A. Kalinin, D. Konstantinov, V. Krychkin, V. Petrov, R. Ryutin, A. Sobol, L. Tourtchanovitch, S. Troshin, N. Tyurin, A. Uzunian, A. Volkov

State Research Center of Russian Federation, Institute for High Energy Physics, Protvino, Russia

P. Adzic³², M. Ekmedzic, J. Milosevic, V. Rekovic

University of Belgrade, Faculty of Physics and Vinca Institute of Nuclear Sciences, Belgrade, Serbia

J. Alcaraz Maestre, C. Battilana, E. Calvo, M. Cerrada, M. Chamizo Llatas, N. Colino, B. De La Cruz, A. Delgado Peris, D. Domínguez Vázquez, A. Escalante Del Valle, C. Fernandez Bedoya, J.P. Fernández Ramos, J. Flix, M.C. Fouz, P. Garcia-Abia, O. Gonzalez Lopez, S. Goy Lopez, J.M. Hernandez, M.I. Josa, E. Navarro De Martino, A. Pérez-Calero Yzquierdo, J. Puerta Pelayo, A. Quintario Olmeda, I. Redondo, L. Romero, M.S. Soares

Centro de Investigaciones Energéticas Medioambientales y Tecnológicas (CIEMAT), Madrid, Spain

C. Albajar, J.F. de Trocóniz, M. Missiroli, D. Moran

Universidad Autónoma de Madrid, Madrid, Spain

H. Brun, J. Cuevas, J. Fernandez Menendez, S. Folgueras, I. Gonzalez Caballero

Universidad de Oviedo, Oviedo, Spain

J.A. Brochero Cifuentes, I.J. Cabrillo, A. Calderon, J. Duarte Campderros, M. Fernandez, G. Gomez, A. Graziano, A. Lopez Virto, J. Marco, R. Marco, C. Martinez Rivero, F. Matorras, F.J. Munoz Sanchez, J. Piedra Gomez, T. Rodrigo, A.Y. Rodríguez-Marrero, A. Ruiz-Jimeno, L. Scodellaro, I. Vila, R. Vilar Cortabitarte

Instituto de Física de Cantabria (IFCA), CSIC-Universidad de Cantabria, Santander, Spain

D. Abbaneo, E. Auffray, G. Auzinger, M. Bachtis, P. Baillon, A.H. Ball, D. Barney, A. Benaglia, J. Bendavid, L. Benhabib, J.F. Benitez, C. Bernet⁷, P. Bloch, A. Bocci, A. Bonato, O. Bondu, C. Botta, H. Breuker, T. Camporesi, G. Cerminara, S. Colafranceschi³³, M. D'Alfonso, D. d'Enterria, A. Dabrowski, A. David, F. De Guio, A. De Roeck, S. De Visscher, E. Di Marco, M. Dobson, M. Dordevic, B. Dorney, N. Dupont-Sagorin, A. Elliott-Peisert, J. Eugster, G. Franzoni, W. Funk, D. Gigi, K. Gill, D. Giordano, M. Girone, F. Glege, R. Guida, S. Gundacker, M. Guthoff, J. Hammer, M. Hansen, P. Harris, J. Hegeman, V. Innocente, P. Janot, K. Kousouris, K. Krajczar, P. Lecoq, C. Lourenço, N. Magini, L. Malgeri, M. Mannelli, J. Marrouche, L. Masetti, F. Meijers, S. Mersi, E. Meschi, F. Moortgat, S. Morovic, M. Mulders, P. Musella, L. Orsini, L. Pape, E. Perez, L. Perrozzi, A. Petrilli, G. Petrucciani, A. Pfeiffer, M. Pierini, M. Pimiä, D. Piparo, M. Plagge, A. Racz, G. Rolandi³⁴, M. Rovere, H. Sakulin, C. Schäfer, C. Schwick, A. Sharma, P. Siegrist, P. Silva, M. Simon, P. Sphicas³⁵, D. Spiga, J. Steggemann, B. Stieger, M. Stoye, Y. Takahashi, D. Treille, A. Tsirou, G.I. Veres¹⁷, N. Wardle, H.K. Wöhri, H. Wollny, W.D. Zeuner

CERN, European Organization for Nuclear Research, Geneva, Switzerland

W. Bertl, K. Deiters, W. Erdmann, R. Horisberger, Q. Ingram, H.C. Kaestli, D. Kotlinski, U. Langenegger, D. Renker, T. Rohe

Paul Scherrer Institut, Villigen, Switzerland

F. Bachmair, L. Bäni, L. Bianchini, M.A. Buchmann, B. Casal, N. Chanon, G. Dissertori, M. Dittmar, M. Donegà, M. Dünser, P. Eller, C. Grab, D. Hits, J. Hoss, W. Lustermann, B. Mangano, A.C. Marini, P. Martinez Ruiz del Arbol, M. Masciovecchio, D. Meister, N. Mohr, C. Nägeli³⁶, F. Nessi-Tedaldi, F. Pandolfi, F. Pauss, M. Peruzzi, M. Quittnat, L. Rebane, M. Rossini, A. Starodumov³⁷, M. Takahashi, K. Theofilatos, R. Wallny, H.A. Weber

Institute for Particle Physics, ETH Zurich, Zurich, Switzerland

C. Amsler³⁸, M.F. Canelli, V. Chiochia, A. De Cosa, A. Hinzmann, T. Hreus, B. Kilminster, C. Lange, B. Millan Mejias, J. Ngadiuba, P. Robmann, F.J. Ronga, S. Taroni, M. Verzetti, Y. Yang

Universität Zürich, Zurich, Switzerland

M. Cardaci, K.H. Chen, C. Ferro, C.M. Kuo, W. Lin, Y.J. Lu, R. Volpe, S.S. Yu

National Central University, Chung-Li, Taiwan

P. Chang, Y.H. Chang, Y.W. Chang, Y. Chao, K.F. Chen, P.H. Chen, C. Dietz, U. Grundler, W.-S. Hou, K.Y. Kao, Y.J. Lei, Y.F. Liu, R.-S. Lu, D. Majumder, E. Petrakou, Y.M. Tzeng, R. Wilken

National Taiwan University (NTU), Taipei, Taiwan

B. Asavapibhop, G. Singh, N. Srimanobhas, N. Suwonjandee

Chulalongkorn University, Faculty of Science, Department of Physics, Bangkok, Thailand

A. Adiguzel, M.N. Bakirci³⁹, S. Cerci⁴⁰, C. Dozen, I. Dumanoglu, E. Eskut, S. Girgis, G. Gokbulut, E. Gurpinar, I. Hos, E.E. Kangal, A. Kayis Topaksu, G. Onengut⁴¹, K. Ozdemir, S. Ozturk³⁹, A. Polatoz, D. Sunar Cerci⁴⁰, B. Tali⁴⁰, H. Topakli³⁹, M. Vergili

Cukurova University, Adana, Turkey

I.V. Akin, B. Bilin, S. Bilmis, H. Gamsizkan⁴², B. Isildak⁴³, G. Karapinar⁴⁴, K. Ocalan⁴⁵, S. Sekmen, U.E. Surat, M. Yalvac, M. Zeyrek

Middle East Technical University, Physics Department, Ankara, Turkey

E.A. Albayrak⁴⁶, E. Gülmez, M. Kaya⁴⁷, O. Kaya⁴⁸, T. Yetkin⁴⁹

Bogazici University, Istanbul, Turkey

K. Cankocak, F.I. Vardarli

Istanbul Technical University, Istanbul, Turkey

L. Levchuk, P. Sorokin

National Scientific Center, Kharkov Institute of Physics and Technology, Kharkov, Ukraine

J.J. Brooke, E. Clement, D. Cussans, H. Flacher, J. Goldstein, M. Grimes, G.P. Heath, H.F. Heath, J. Jacob, L. Kreczko, C. Lucas, Z. Meng, D.M. Newbold⁵⁰, S. Paramesvaran, A. Poll, T. Sakuma, S. Senkin, V.J. Smith, T. Williams

University of Bristol, Bristol, United Kingdom

K.W. Bell, A. Belyaev⁵¹, C. Brew, R.M. Brown, D.J.A. Cockerill, J.A. Coughlan, K. Harder, S. Harper, E. Olaiya, D. Petyt, C.H. Shepherd-Themistocleous, A. Thea, I.R. Tomalin, W.J. Womersley, S.D. Worm

Rutherford Appleton Laboratory, Didcot, United Kingdom

M. Baber, R. Bainbridge, O. Buchmuller, D. Burton, D. Colling, N. Cripps, M. Cutajar, P. Dauncey, G. Davies, M. Della Negra, P. Dunne, W. Ferguson, J. Fulcher, D. Futyan, G. Hall, G. Iles, M. Jarvis, G. Karapostoli, M. Kenzie, R. Lane, R. Lucas⁵⁰, L. Lyons, A.-M. Magnan, S. Malik, B. Mathias, J. Nash, A. Nikitenko³⁷, J. Pela, M. Pesaresi, K. Petridis, D.M. Raymond, S. Rogerson, A. Rose, C. Seez, P. Sharp[†], A. Tapper, M. Vazquez Acosta, T. Virdee, S.C. Zenz

Imperial College, London, United Kingdom

J.E. Cole, P.R. Hobson, A. Khan, P. Kyberd, D. Leggat, D. Leslie, W. Martin, I.D. Reid, P. Symonds, L. Teodorescu, M. Turner

Brunel University, Uxbridge, United Kingdom

J. Dittmann, K. Hatakeyama, A. Kasmi, H. Liu, T. Scarborough

Baylor University, Waco, USA

O. Charaf, S.I. Cooper, C. Henderson, P. Rumerio

The University of Alabama, Tuscaloosa, USA

A. Avetisyan, T. Bose, C. Fantasia, P. Lawson, C. Richardson, J. Rohlf, J. St. John, L. Sulak

Boston University, Boston, USA

J. Alimena, E. Berry, S. Bhattacharya, G. Christopher, D. Cutts, Z. Demiragli, N. Dhingra, A. Ferapontov, A. Garabedian, U. Heintz, G. Kukartsev, E. Laird, G. Landsberg, M. Luk, M. Narain, M. Segala, T. Sinthuprasith, T. Speer, J. Swanson

Brown University, Providence, USA

R. Breedon, G. Breto, M. Calderon De La Barca Sanchez, S. Chauhan, M. Chertok, J. Conway, R. Conway, P.T. Cox, R. Erbacher, M. Gardner, W. Ko, R. Lander, T. Miceli, M. Mulhearn, D. Pellett, J. Pilot, F. Ricci-Tam, M. Searle, S. Shalhout, J. Smith, M. Squires, D. Stolp, M. Tripathi, S. Wilbur, R. Yohay

University of California, Davis, Davis, USA

R. Cousins, P. Everaerts, C. Farrell, J. Hauser, M. Ignatenko, G. Rakness, E. Takasugi, V. Valuev, M. Weber

University of California, Los Angeles, USA

K. Burt, R. Clare, J. Ellison, J.W. Gary, G. Hanson, J. Heilman, M. Ivova Rikova, P. Jandir, E. Kennedy, F. Lacroix, O.R. Long, A. Luthra, M. Malberti, M. Olmedo Negrete, A. Shrinivas, S. Sumowidagdo, S. Wimpenny

University of California, Riverside, Riverside, USA

J.G. Branson, G.B. Cerati, S. Cittolin, R.T. D'Agnolo, A. Holzner, R. Kelley, D. Klein, J. Letts, I. Macneill, D. Olivito, S. Padhi, C. Palmer, M. Pieri, M. Sani, V. Sharma, S. Simon, E. Sudano, M. Tadel, Y. Tu, A. Vartak, C. Welke, F. Würthwein, A. Yagil

University of California, San Diego, La Jolla, USA

D. Barge, J. Bradmiller-Feld, C. Campagnari, T. Danielson, A. Dishaw, V. Dutta, K. Flowers, M. Franco Sevilla, P. Geffert, C. George, F. Golf, L. Gouskos, J. Incandela, C. Justus, N. Mccoll, J. Richman, D. Stuart, W. To, C. West, J. Yoo

University of California, Santa Barbara, Santa Barbara, USA

A. Apresyan, A. Bornheim, J. Bunn, Y. Chen, J. Duarte, A. Mott, H.B. Newman, C. Pena, C. Rogan, M. Spiropulu, V. Timciuc, J.R. Vlimant, R. Wilkinson, S. Xie, R.Y. Zhu

California Institute of Technology, Pasadena, USA

V. Azzolini, A. Calamba, B. Carlson, T. Ferguson, Y. Iiyama, M. Paulini, J. Russ, H. Vogel, I. Vorobiev

Carnegie Mellon University, Pittsburgh, USA

J.P. Cumalat, W.T. Ford, A. Gaz, M. Krohn, E. Luiggi Lopez, U. Nauenberg, J.G. Smith, K. Stenson, K.A. Ulmer, S.R. Wagner

University of Colorado at Boulder, Boulder, USA

J. Alexander, A. Chatterjee, J. Chaves, J. Chu, S. Dittmer, N. Eggert, N. Mirman, G. Nicolas Kaufman, J.R. Patterson, A. Ryd, E. Salvati, L. Skinnari, W. Sun, W.D. Teo, J. Thom, J. Thompson, J. Tucker, Y. Weng, L. Winstrom, P. Wittich

Cornell University, Ithaca, USA

D. Winn

Fairfield University, Fairfield, USA

S. Abdullin, M. Albrow, J. Anderson, G. Apollinari, L.A.T. Bauerdick, A. Beretvas, J. Berryhill, P.C. Bhat, G. Bolla, K. Burkett, J.N. Butler, H.W.K. Cheung, F. Chlebana, S. Cihangir, V.D. Elvira, I. Fisk, J. Freeman, Y. Gao, E. Gottschalk, L. Gray, D. Green, S. Grünendahl, O. Gutsche, J. Hanlon, D. Hare, R.M. Harris, J. Hirschauer, B. Hooberman, S. Jindariani, M. Johnson, U. Joshi, K. Kaadze, B. Klima, B. Kreis, S. Kwan, J. Linacre, D. Lincoln, R. Lipton, T. Liu, J. Lykken, K. Maeshima, J.M. Marraffino, V.I. Martinez Outschoorn, S. Maruyama, D. Mason, P. McBride, P. Merkel, K. Mishra, S. Mrenna, Y. Musienko²⁹, S. Nahn, C. Newman-Holmes, V. O'Dell, O. Prokofyev, E. Sexton-Kennedy, S. Sharma, A. Soha, W.J. Spalding, L. Spiegel, L. Taylor, S. Tkaczyk, N.V. Tran, L. Uplegger, E.W. Vaandering, R. Vidal, A. Whitbeck, J. Whitmore, F. Yang

Fermi National Accelerator Laboratory, Batavia, USA

D. Acosta, P. Avery, P. Bortignon, D. Bourilkov, M. Carver, D. Curry, S. Das, M. De Gruttola, G.P. Di Giovanni, R.D. Field, M. Fisher, I.K. Furic, J. Hugon, J. Konigsberg, A. Korytov, T. Kypreos, J.F. Low, K. Matchev, P. Milenovic⁵², G. Mitselmakher, L. Muniz, A. Rinkevicius, L. Shchutska, M. Snowball, D. Sperka, J. Yelton, M. Zakaria

University of Florida, Gainesville, USA

S. Hewamanage, S. Linn, P. Markowitz, G. Martinez, J.L. Rodriguez

Florida International University, Miami, USA

T. Adams, A. Askew, J. Bochenek, B. Diamond, J. Haas, S. Hagopian, V. Hagopian, K.F. Johnson, H. Prosper, V. Veeraraghavan, M. Weinberg

Florida State University, Tallahassee, USA

M.M. Baarmand, M. Hohlmann, H. Kalakhety, F. Yumiceva

Florida Institute of Technology, Melbourne, USA

M.R. Adams, L. Apanasevich, V.E. Bazterra, D. Berry, R.R. Betts, I. Bucinskaite, R. Cavanaugh, O. Evdokimov, L. Gauthier, C.E. Gerber, D.J. Hofman, S. Khalatyan, P. Kurt, D.H. Moon, C. O'Brien, C. Silkworth, P. Turner, N. Varelas

University of Illinois at Chicago (UIC), Chicago, USA

B. Bilki⁵³, W. Clarida, K. Dilsiz, F. Duru, M. Haytmyradov, J.-P. Merlo, H. Mermerkaya⁵⁴, A. Mestvirishvili, A. Moeller, J. Nachtman, H. Ogul, Y. Onel, F. Ozok⁴⁶, A. Penzo, R. Rahmat, S. Sen, P. Tan, E. Tiras, J. Wetzel, K. Yi

The University of Iowa, Iowa City, USA

B.A. Barnett, B. Blumenfeld, S. Bolognesi, D. Fehling, A.V. Gritsan, P. Maksimovic, C. Martin, M. Swartz

Johns Hopkins University, Baltimore, USA

P. Baringer, A. Bean, G. Benelli, C. Bruner, R.P. Kenny III, M. Malek, M. Murray, D. Noonan, S. Sanders, J. Sekaric, R. Stringer, Q. Wang, J.S. Wood

The University of Kansas, Lawrence, USA

I. Chakaberia, A. Ivanov, S. Khalil, M. Makouski, Y. Maravin, L.K. Saini, S. Shrestha, N. Skhirtladze, I. Svintradze

Kansas State University, Manhattan, USA

J. Gronberg, D. Lange, F. Rebassoo, D. Wright

Lawrence Livermore National Laboratory, Livermore, USA

A. Baden, A. Belloni, B. Calvert, S.C. Eno, J.A. Gomez, N.J. Hadley, R.G. Kellogg, T. Kolberg, Y. Lu, M. Marionneau, A.C. Mignerey, K. Pedro, A. Skuja, M.B. Tonjes, S.C. Tonwar

University of Maryland, College Park, USA

A. Apyan, R. Barbieri, G. Bauer, W. Busza, I.A. Cali, M. Chan, L. Di Matteo, G. Gomez Ceballos, M. Goncharov, D. Gulhan, M. Klute, Y.S. Lai, Y.-J. Lee, A. Levin, P.D. Luckey, T. Ma, C. Paus, D. Ralph, C. Roland, G. Roland, G.S.F. Stephans, F. Stöckli, K. Sumorok, D. Velicanu, J. Veverka, B. Wyslouch, M. Yang, M. Zanetti, V. Zhukova

Massachusetts Institute of Technology, Cambridge, USA

B. Dahmes, A. Gude, S.C. Kao, K. Klapoetke, Y. Kubota, J. Mans, N. Pastika, R. Rusack, A. Singovsky, N. Tambe, J. Turkewitz

University of Minnesota, Minneapolis, USA

J.G. Acosta, S. Oliveros

University of Mississippi, Oxford, USA

E. Avdeeva, K. Bloom, S. Bose, D.R. Claes, A. Dominguez, R. Gonzalez Suarez, J. Keller, D. Knowlton, I. Kravchenko, J. Lazo-Flores, S. Malik, F. Meier, G.R. Snow, M. Zvada

University of Nebraska-Lincoln, Lincoln, USA

J. Dolen, A. Godshalk, I. Iashvili, A. Kharchilava, A. Kumar, S. Rappoccio

State University of New York at Buffalo, Buffalo, USA

G. Alverson, E. Barberis, D. Baumgartel, M. Chasco, J. Haley, A. Massironi, D.M. Morse, D. Nash, T. Orimoto, D. Trocino, R.-J. Wang, D. Wood, J. Zhang

Northeastern University, Boston, USA

K.A. Hahn, A. Kubik, N. Mucia, N. Odell, B. Pollack, A. Pozdnyakov, M. Schmitt, S. Stoynev, K. Sung, M. Velasco, S. Won

Northwestern University, Evanston, USA

A. Brinkerhoff, K.M. Chan, A. Drozdetskiy, M. Hildreth, C. Jessop, D.J. Karmgard, N. Kellams, K. Lannon, W. Luo, S. Lynch, N. Marinelli, T. Pearson, M. Planer, R. Ruchti, N. Valls, M. Wayne, M. Wolf, A. Woodard

University of Notre Dame, Notre Dame, USA

L. Antonelli, J. Brinson, B. Bylsma, L.S. Durkin, S. Flowers, A. Hart, C. Hill, R. Hughes, K. Kotov, T.Y. Ling, D. Puigh, M. Rodenburg, G. Smith, B.L. Winer, H. Wolfe, H.W. Wulsin

The Ohio State University, Columbus, USA

O. Driga, P. Elmer, J. Hardenbrook, P. Hebda, A. Hunt, S.A. Koay, P. Lujan, D. Marlow, T. Medvedeva, M. Mooney, J. Olsen, P. Piroué, X. Quan, H. Saka, D. Stickland², C. Tully, J.S. Werner, A. Zuranski

Princeton University, Princeton, USA

E. Brownson, H. Mendez, J.E. Ramirez Vargas

University of Puerto Rico, Mayaguez, USA

V.E. Barnes, D. Benedetti, D. Bortoletto, M. De Mattia, L. Gutay, Z. Hu, M.K. Jha, M. Jones, K. Jung, M. Kress, N. Leonardo, D. Lopes Pegna, V. Maroussov, D.H. Miller, N. Neumeister, B.C. Radburn-Smith, X. Shi, I. Shipsey, D. Silvers, A. Svyatkovskiy, F. Wang, W. Xie, L. Xu, H.D. Yoo, J. Zablocki, Y. Zheng

Purdue University, West Lafayette, USA

N. Parashar, J. Stupak

Purdue University Calumet, Hammond, USA

A. Adair, B. Akgun, K.M. Ecklund, F.J.M. Geurts, W. Li, B. Michlin, B.P. Padley, R. Redjimi, J. Roberts, J. Zabel

Rice University, Houston, USA

B. Betchart, A. Bodek, R. Covarelli, P. de Barbaro, R. Demina, Y. Eshaq, T. Ferbel, A. Garcia-Bellido, P. Goldenzweig, J. Han, A. Harel, A. Khukhunaishvili, S. Korjenevski, G. Petrillo, D. Vishnevskiy

University of Rochester, Rochester, USA

R. Ciesielski, L. Demortier, K. Goulianos, G. Lungu, C. Mesropian

The Rockefeller University, New York, USA

S. Arora, A. Barker, J.P. Chou, C. Contreras-Campana, E. Contreras-Campana, D. Duggan, D. Ferencek, Y. Gershtein, R. Gray, E. Halkiadakis, D. Hidas, S. Kaplan, A. Lath, S. Panwalkar, M. Park, R. Patel, S. Salur, S. Schnetzer, S. Somalwar, R. Stone, S. Thomas, P. Thomassen, M. Walker

Rutgers, The State University of New Jersey, Piscataway, USA

K. Rose, S. Spanier, A. York

University of Tennessee, Knoxville, USA

O. Bouhali⁵⁵, A. Castaneda Hernandez, R. Eusebi, W. Flanagan, J. Gilmore, T. Kamon⁵⁶, V. Khotilovich, V. Krutelyov, R. Montalvo, I. Osipenkov, Y. Pakhotin, A. Perloff, J. Roe, A. Rose, A. Safonov, I. Suarez, A. Tatarinov

Texas A&M University, College Station, USA

N. Akchurin, C. Cowden, J. Damgov, C. Dragoiu, P.R. Duderu, J. Faulkner, K. Kovitangoon, S. Kunori, S.W. Lee, T. Libeiro, I. Volobouev

Texas Tech University, Lubbock, USA

E. Appelt, A.G. Delannoy, S. Greene, A. Gurrola, W. Johns, C. Maguire, Y. Mao, A. Melo, M. Sharma, P. Sheldon, B. Snook, S. Tuo, J. Velkovska

Vanderbilt University, Nashville, USA

M.W. Arenton, S. Boutle, B. Cox, B. Francis, J. Goodell, R. Hirosky, A. Ledovskoy, H. Li, C. Lin, C. Neu, J. Wood

University of Virginia, Charlottesville, USA

C. Clarke, R. Harr, P.E. Karchin, C. Kottachchi Kankanamge Don, P. Lamichhane, J. Sturdy

Wayne State University, Detroit, USA

D.A. Belknap, D. Carlsmith, M. Cepeda, S. Dasu, L. Dodd, S. Duric, E. Friis, R. Hall-Wilton, M. Herndon, A. Hervé, P. Klabbers, A. Lanaro, C. Lazaridis, A. Levine, R. Loveless, A. Mohapatra, I. Ojalvo, T. Perry, G.A. Pierro, G. Polese, I. Ross, T. Sarangi, A. Savin, W.H. Smith, D. Taylor, P. Verwilligen, C. Vuosalo, N. Woods

University of Wisconsin, Madison, USA

† Deceased.

- 1 Also at Vienna University of Technology, Vienna, Austria.
- 2 Also at CERN, European Organization for Nuclear Research, Geneva, Switzerland.
- 3 Also at Institut Pluridisciplinaire Hubert Curien, Université de Strasbourg, Université de Haute Alsace Mulhouse, CNRS/IN2P3, Strasbourg, France.
- 4 Also at National Institute of Chemical Physics and Biophysics, Tallinn, Estonia.
- 5 Also at Skobeltsyn Institute of Nuclear Physics, Lomonosov Moscow State University, Moscow, Russia.
- 6 Also at Universidade Estadual de Campinas, Campinas, Brazil.
- 7 Also at Laboratoire Leprince-Ringuet, Ecole Polytechnique, IN2P3–CNRS, Palaiseau, France.
- 8 Also at Joint Institute for Nuclear Research, Dubna, Russia.
- 9 Also at Suez University, Suez, Egypt.
- 10 Also at British University in Egypt, Cairo, Egypt.
- 11 Also at Fayoum University, El-Fayoum, Egypt.
- 12 Also at Ain Shams University, Cairo, Egypt.
- 13 Now at Sultan Qaboos University, Muscat, Oman.
- 14 Also at Université de Haute Alsace, Mulhouse, France.
- 15 Also at Brandenburg University of Technology, Cottbus, Germany.
- 16 Also at Institute of Nuclear Research ATOMKI, Debrecen, Hungary.
- 17 Also at Eötvös Loránd University, Budapest, Hungary.
- 18 Also at University of Debrecen, Debrecen, Hungary.
- 19 Also at University of Visva-Bharati, Santiniketan, India.
- 20 Now at King Abdulaziz University, Jeddah, Saudi Arabia.
- 21 Also at University of Ruhuna, Matara, Sri Lanka.
- 22 Also at Isfahan University of Technology, Isfahan, Iran.
- 23 Also at University of Tehran, Department of Engineering Science, Tehran, Iran.
- 24 Also at Plasma Physics Research Center, Science and Research Branch, Islamic Azad University, Tehran, Iran.
- 25 Also at Università degli Studi di Siena, Siena, Italy.
- 26 Also at Centre National de la Recherche Scientifique (CNRS) – IN2P3, Paris, France.
- 27 Also at Purdue University, West Lafayette, USA.
- 28 Also at Universidad Michoacana de San Nicolas de Hidalgo, Morelia, Mexico.
- 29 Also at Institute for Nuclear Research, Moscow, Russia.
- 30 Also at St. Petersburg State Polytechnical University, St. Petersburg, Russia.
- 31 Also at California Institute of Technology, Pasadena, USA.
- 32 Also at Faculty of Physics, University of Belgrade, Belgrade, Serbia.
- 33 Also at Facoltà Ingegneria, Università di Roma, Roma, Italy.
- 34 Also at Scuola Normale e Sezione dell'INFN, Pisa, Italy.
- 35 Also at University of Athens, Athens, Greece.
- 36 Also at Paul Scherrer Institut, Villigen, Switzerland.
- 37 Also at Institute for Theoretical and Experimental Physics, Moscow, Russia.
- 38 Also at Albert Einstein Center for Fundamental Physics, Bern, Switzerland.
- 39 Also at Gaziosmanpasa University, Tokat, Turkey.
- 40 Also at Adiyaman University, Adiyaman, Turkey.
- 41 Also at Cag University, Mersin, Turkey.
- 42 Also at Anadolu University, Eskisehir, Turkey.
- 43 Also at Ozyegin University, Istanbul, Turkey.
- 44 Also at Izmir Institute of Technology, Izmir, Turkey.
- 45 Also at Necmettin Erbakan University, Konya, Turkey.
- 46 Also at Mimar Sinan University, Istanbul, Istanbul, Turkey.
- 47 Also at Marmara University, Istanbul, Turkey.
- 48 Also at Kafkas University, Kars, Turkey.
- 49 Also at Yildiz Technical University, Istanbul, Turkey.
- 50 Also at Rutherford Appleton Laboratory, Didcot, United Kingdom.
- 51 Also at School of Physics and Astronomy, University of Southampton, Southampton, United Kingdom.
- 52 Also at University of Belgrade, Faculty of Physics and Vinca Institute of Nuclear Sciences, Belgrade, Serbia.
- 53 Also at Argonne National Laboratory, Argonne, USA.
- 54 Also at Erzincan University, Erzincan, Turkey.
- 55 Also at Texas A&M University at Qatar, Doha, Qatar.
- 56 Also at Kyungpook National University, Daegu, Korea.