



# Assessing Your Ebook Collection

Laura Costello

LibTech Conference 2016

# Hello!

## I am Laura Costello

*Head of Research & Emerging Technologies*

Stony Brook University




@lacreads

[laura.costello@stonybrook.edu](mailto:laura.costello@stonybrook.edu)

<http://bit.ly/LibTechEbooks>

Great book!



# Academic E-Books: Publishers, Librarians, and Users

Suzanne M. Ward,,  
Robert S. Freeman, &  
Judith M. Nixon

<http://www.amazon.com/gp/product/B0182JXNHW>

## What's the plan?

- ◎ Assessing your ebook collections
- ◎ Methods and visualizations
  - Cost
  - Diversity
  - Standards
  - Usage
  - Other factors
- ◎ Questions/Discussion

# Why Assess?

and why now?





**Let's Talk  
About...**  
Digital Books

A decorative network diagram in the top-left corner, consisting of various sized nodes (some solid grey, some hollow white) connected by thin grey lines, forming a complex web structure.

1.

# Assessing for Cost

A decorative network diagram in the bottom-right corner, similar to the one in the top-left, with nodes and connecting lines.



## Facets

### **Different strokes for different strategies:**

- ◎ **DDA (Triggers, STLs)**
- ◎ **Evidenced based acquisitions (pledges)**
- ◎ **One time, subscription (CPU, EPV, license terms)**

**How fast are you spending?**

**How fast do you want to be spending?**



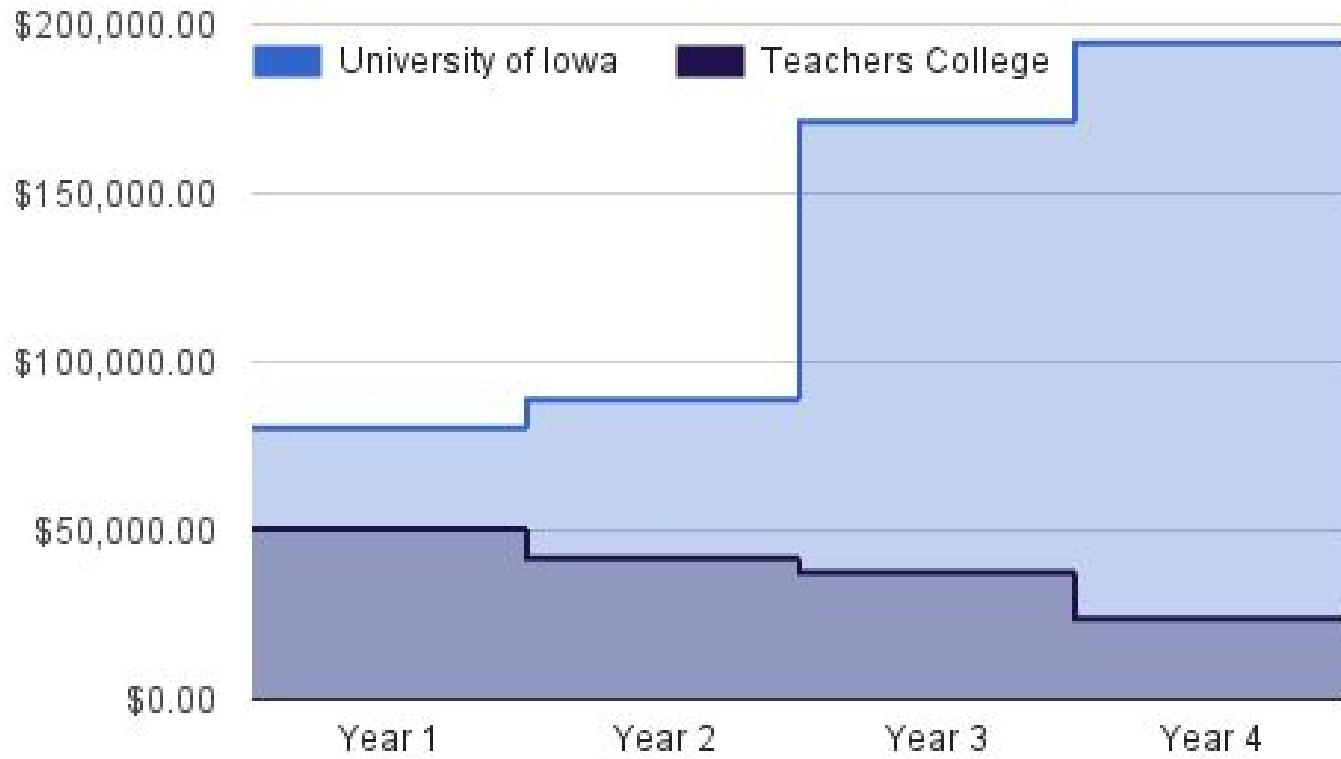


## DDA Program Spending



Karen S. Fischer and Chris Diaz, "Four Years of Unmediated Demand-Driven Acquisition and 5,000 E-Books Later: We Gave 'Em What They Wanted" (2013). Proceedings of the Charleston Library Conference. <http://dx.doi.org/10.5703/1288284315296>

## DDA Spending Comparison



## STLs & Purchases for DDA



Yin, Z., Downey, K., Urbano, C., & Klingler, T. (2015). A Scenario Analysis of Demand-Driven Acquisition (DDA) of E-Books in Libraries. *Library Resources & Technical Services*, 59(2), 84-93.



2.

# Assessing for Collection Diversity





## Facets

### **What is your library's destiny?**

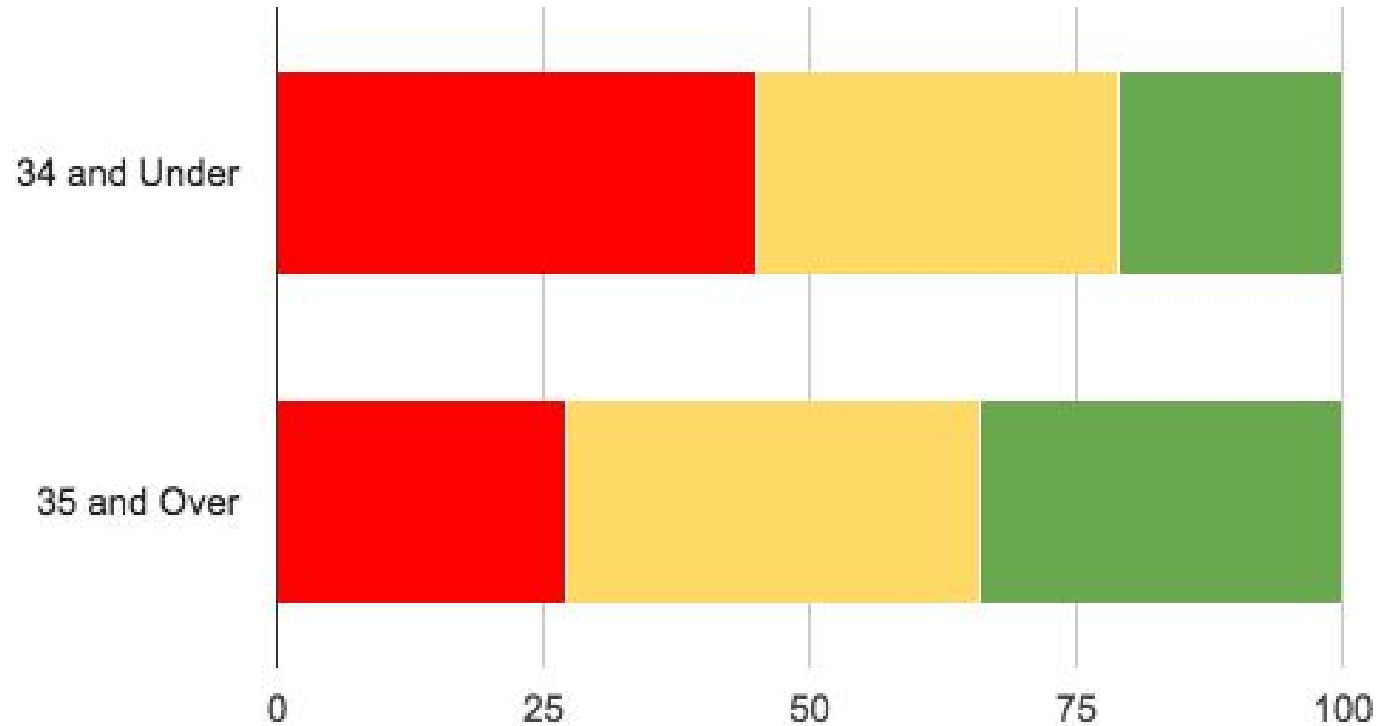
- ◎ Are you representing core collections?**
- ◎ What can we learn from the outliers?**
- ◎ Do our formats serve?**
- ◎ Are we balanced?**

### **Do people like to use it?**



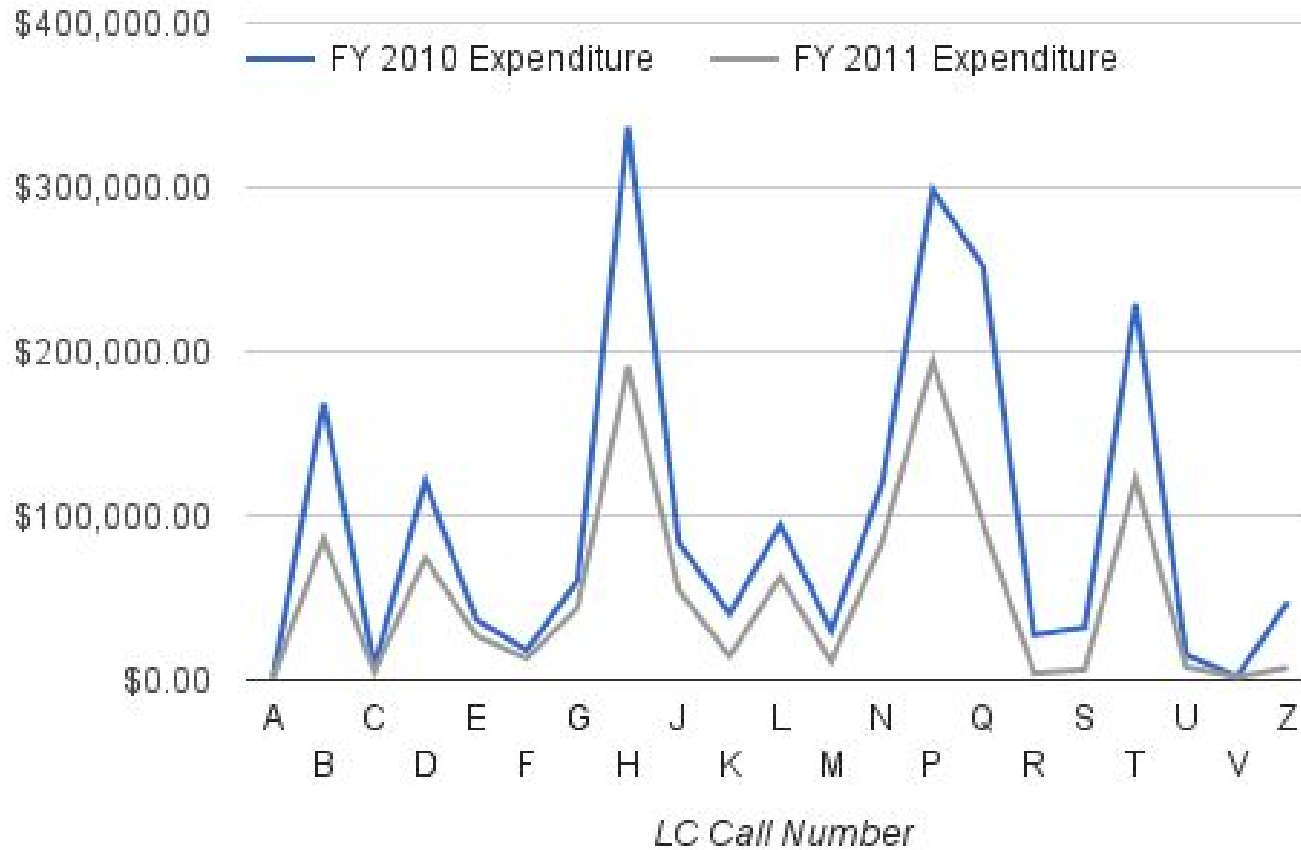
## I find E-Textbooks \_\_\_\_\_ Desirable

Least    Somewhat    Most



Bethany Koestner Costello (2014) Does Book Subject Influence Format Preference? Survey Results From a Sample of Graduate Business School Students, Staff, and Faculty, *Journal of Business & Finance Librarianship*, 19:4, 319-332

## E-approval Expenditures by LC Call Number



Pickett, C., S. Tabacaru, and J. Harrell, E-approval plans in research libraries. *College & Research Libraries*, 2014. 75(2): p. 218-231.



3.

# Assessing for Collection Standards







## Facets

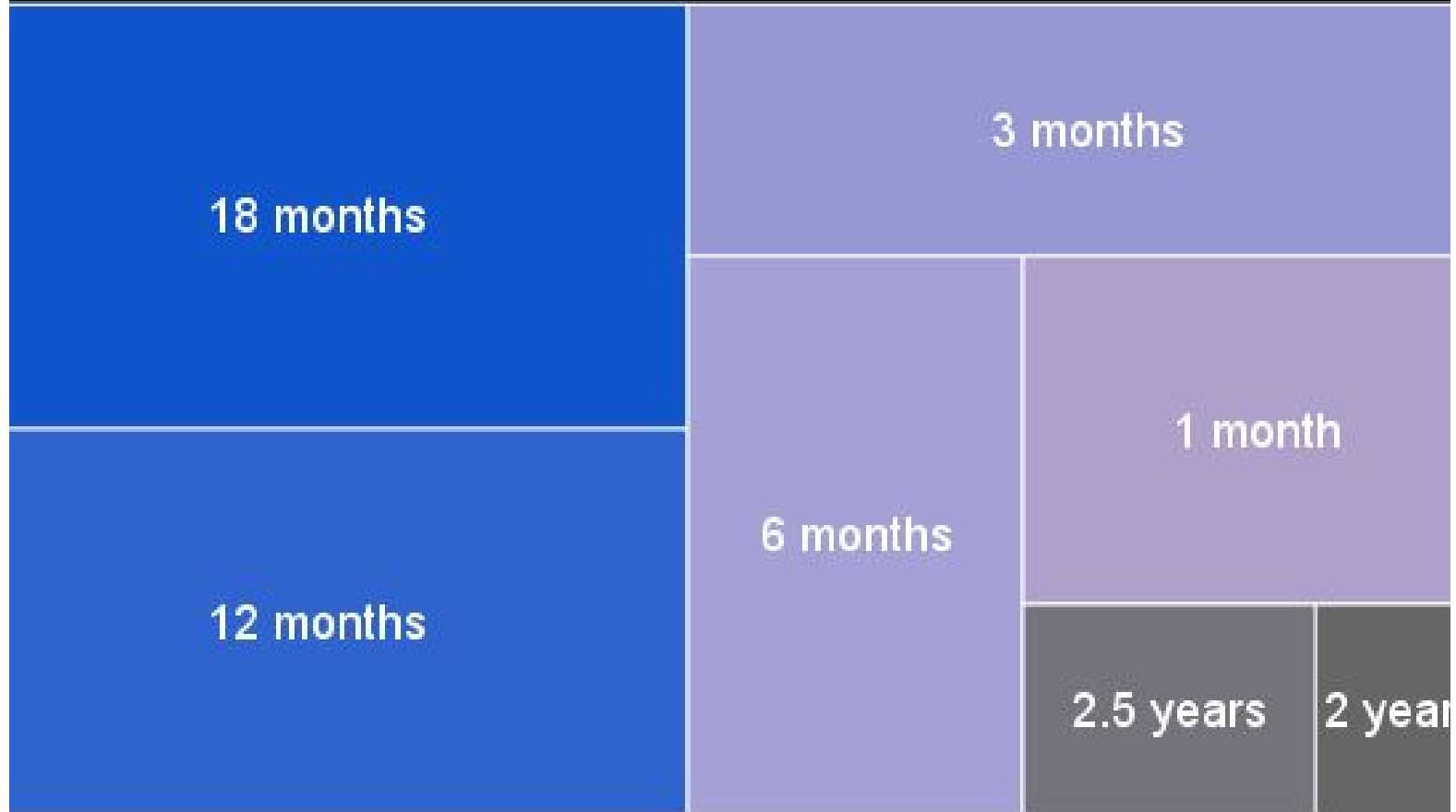
### **Different strategies:**

- ◎ **DDA (bad triggers)**
- ◎ **Peer test**
- ◎ **Self test**
- ◎ **Librarian gut test**

**We're looking here for evidence that we're building "good" collections.**



## Time to Trigger



Yin, Z., Downey, K., Urbano, C., & Klingler, T. (2015). A Scenario Analysis of Demand-Driven Acquisition (DDA) of E-Books in Libraries. *Library Resources & Technical Services*, 59(2), 84-93.





4.

# Assessing for Usage




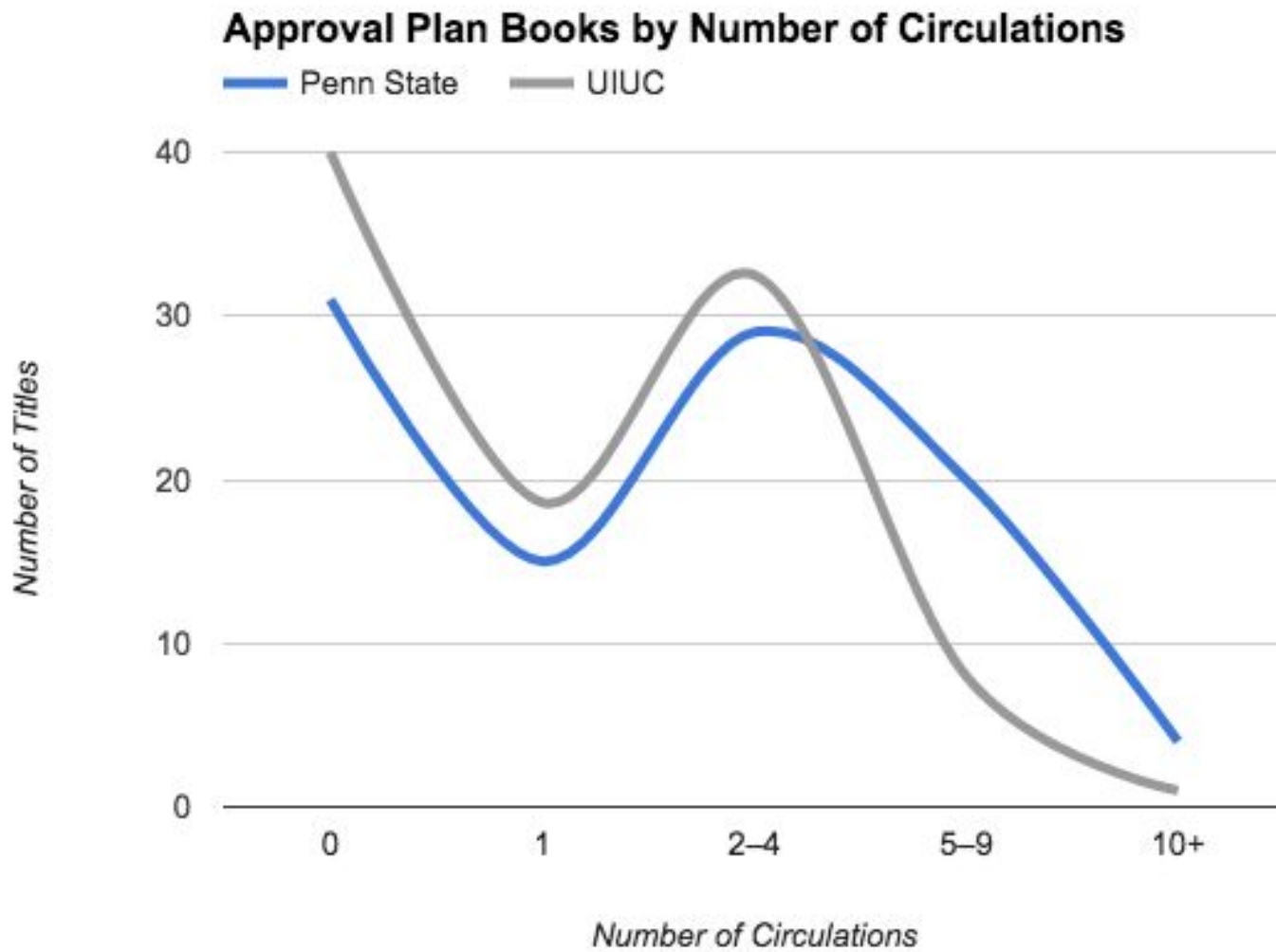
## Facets

### **Worlds collide!**

- ◎ **Do people use the collections?**
- ◎ **Are they using some more than others?**
- ◎ **What is the impact?**


**Remember apples and oranges, but there's also a lot we can learn about how different formats and methods interact.**



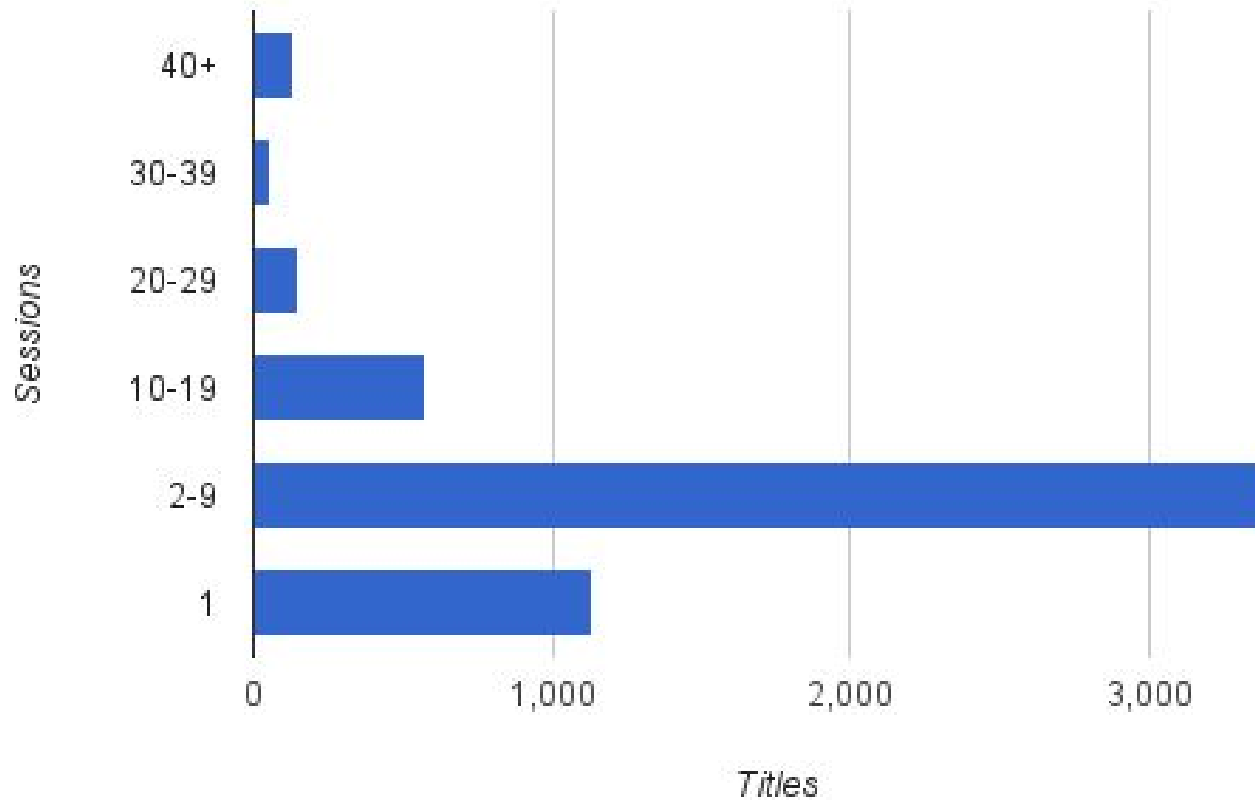


Alan, R., et al., Approval plan profile assessment in two large ARL libraries. *Library Resources & Technical Services*, 2011. 54(2): p. 64-76.





## Ebook Sessions per Title



Karen S. Fischer and Chris Diaz, "Four Years of Unmediated Demand-Driven Acquisition and 5,000 E-Books Later: We Gave 'Em What They Wanted" (2013). Proceedings of the Charleston Library Conference. <http://dx.doi.org/10.5703/1288284315296>

A decorative network diagram in the top-left corner, consisting of various sized circles (nodes) connected by thin lines (edges). Some nodes are solid grey, while others are hollow with a grey outline. The connections form a complex, branching structure.

# 5. Other Factors

A decorative network diagram in the bottom-right corner, similar to the one in the top-left, featuring a mix of solid and hollow nodes connected by lines.



## Facets

### **Ebook assessment is people**

- ◎ **What is your workflow about?**
- ◎ **Who cares about your evaluation and how do you bring it to them?**

### **What about the future?**






What's the big idea?

This is complex, none of it exists in a vacuum.

There will be crossover.

The best assessment is holistic assessment.





# Thanks!

## Any questions?

You can find me at:

[@lacreads](#)

[laura.costello@stonybrook.edu](mailto:laura.costello@stonybrook.edu)

<http://bit.ly/LibTechEbooks>



## Credits

Special thanks to all the people who made and released these awesome resources for free:

- ◎ Presentation template by [SlidesCarnival](#)
- ◎ Photographs by [Unsplash](#) & [Death to the Stock Photo](#) ([license](#))