

Manuscript version: Author's Accepted Manuscript

The version presented in WRAP is the author's accepted manuscript and may differ from the published version or Version of Record.

Persistent WRAP URL:

<http://wrap.warwick.ac.uk/156186>

How to cite:

Please refer to published version for the most recent bibliographic citation information. If a published version is known of, the repository item page linked to above, will contain details on accessing it.

Copyright and reuse:

The Warwick Research Archive Portal (WRAP) makes this work by researchers of the University of Warwick available open access under the following conditions.

Copyright © and all moral rights to the version of the paper presented here belong to the individual author(s) and/or other copyright owners. To the extent reasonable and practicable the material made available in WRAP has been checked for eligibility before being made available.

Copies of full items can be used for personal research or study, educational, or not-for-profit purposes without prior permission or charge. Provided that the authors, title and full bibliographic details are credited, a hyperlink and/or URL is given for the original metadata page and the content is not changed in any way.

Publisher's statement:

Please refer to the repository item page, publisher's statement section, for further information.

For more information, please contact the WRAP Team at: wrap@warwick.ac.uk.

A new stochastic framework for ship capsizing

Manuela L. Bujorianu,

Maritime Safety Research Centre, University of Strathclyde, UK, Luminita.Bujorianu@strath.ac.uk

Robert S. MacKay,

Mathematics Institute, University of Warwick, UK, R.S.MacKay@warwick.ac.uk

Tobias Grafke,

Mathematics Institute, University of Warwick, UK, T.Grafke@warwick.ac.uk

Shibabrat Naik,

School of Mathematics, University of Bristol, UK, S.Naik@bristol.ac.uk

Evangelos Boulougouris,

Maritime Safety Research Centre, University of Strathclyde, UK,

Evangelos.Boulougouris@strath.ac.uk

ABSTRACT

We present a new stochastic framework for studying ship capsizing. It is a synthesis of two strands of transition state theory. The first is an extension of deterministic transition state theory to dissipative non-autonomous systems, together with a probability distribution over the forcing functions. The second is stochastic reachability and large deviation theory for transition paths in Markovian systems. In future work we aim to bring these together to make a tool for predicting capsizing rate in different stochastic sea states, suggesting control strategies and improving designs.

Keywords: *Transition State Theory, Transition Path Theory, Flux-over-saddle, Markov Models, Stochastic Reachability, Capsizing Probability, Large Deviations.*

1. INTRODUCTION

A new stochastic framework for studying ship capsizing is presented for a general class of sea states exceeding mere regular waves. It has two strands, both starting from transition state theory ([Truhlar et al., 1996](#); [Waalkens et al., 2008](#)) (in which we include transition path theory ([Vanden-Eijnden, 2006](#))). The common outcomes are survivability probabilities ([Long et al., 2010](#)), the probability rate for capsizing and the most likely paths to capsizing.

The first strand is a formulation of capsizing for given forces and moments as functions of time and state, leading from given initial condition to a deterministic time to capsizing (infinite if no cap-

sizing) and hence from a probability distribution on initial conditions to a distribution of times to capsizing. This is based on a proposed extension of the “flux over a saddle” paradigm ([Mackay, 1990](#)) to include dissipation and non-autonomous forcing. To take into account uncertainty about the forcing, we consider probability distributions over forcing functions (together with initial conditions) and aim to deduce the survivability probability, the probability rate for capsizing as a function of time, and the most likely paths to capsizing.

The second strand is stochastic reachability theory ([Bujorianu, 2012](#)) and large deviation theory ([Dembo and Zeitouni, 2010](#)) for transitions of Markovian processes in continuous state-space. Defining unsafe regions to be avoided in state space, we can formally write down the probabil-

ity of observing trajectories that start at normal conditions and reach an unsafe set. We compute this probability asymptotically in various limits via large deviation theory to avoid inefficient sampling problems. This allows us to efficiently explore stochastic capsizing events and obtain the probability rate for capsizing per unit time (the reachability from stochastic reachability), the survivability probability (the viability from stochastic reachability) and the most likely path to capsizing (the large deviation minimiser).

An important strand that we do not address here is how to pass from a given incident field of wave, wind and current to the resulting forces and moment on the ship. Another is how to formulate safety conditions for the operation or design of a ship, because that would depend on the above mapping. Another is the formulation of control strategies for a ship’s captain to avoid capsizing, such as change of speed or course.

We contrast our framework with previous approaches, represented for example by (Umeda et al., 1995; Thompson, 1997; McCue, 2011; Almeida Santos Neves et al., 2011; Fossen and Nijmeijer, 2011). One is the study of response to periodic forcing, including the resulting bifurcations between attractors, e.g. (Spyrou, 1996); this gives very useful insights but real-world forcing is not periodic. Periodic forcing has been combined with white noise (Lin and Yim, 1995; Jamnongpipatkul et al., 2011) but this is still a limited perspective. Rough seas are typically modelled as a train of random waves from some probability distribution and hence capsizing in rough sea requires inclusion of more general stochastic processes (Perez, 2006). Statistical approaches include extreme value theory (Leadbetter et al., 2012; Belenky, Glotzer, Pipiras and Sapsis, 2019), where a universal form is derived for extreme values from various types of stochastic process, but the known results require quite strong hypotheses and the approach to the asymptotic regime can be very slow.

Here is the structure of the paper. We begin with a rapid statement about our ship models in section 2. In section 3 we explain the flux over

a saddle paradigm and its adaptation here. Then we summarise the use of stochastic reachability theory and large deviation theory in section 4. We bring these two strands together into a synthesis in section 5 and conclude in section 6.

2. SHIP MODELS

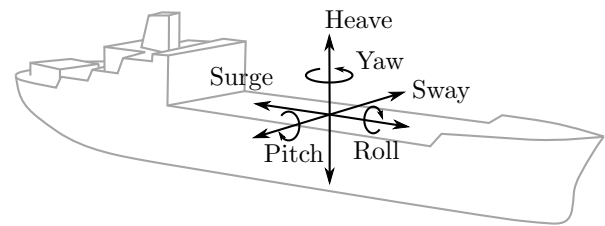


Figure 1: Degrees of freedom for ship motion.

Following standard practice (Belenky, Spyrou, Walree, Neves and Umeda, 2019; Lu et al., 2020), we consider a ship as a rigid body with six degrees of freedom: roll, pitch, yaw, heave, surge and sway, subject to external forces and moments, as sketched in Fig. 1. Each degree of freedom consists of a configuration variable and a velocity or momentum. The ship has an associated 6×6 inertia matrix, giving the kinetic energy as a function of the state of the ship (including added mass effects for the surrounding fluid). In addition, we use phenomenological damping forces and moments. The result is a coupled system of 6 second-order differential equations, or equivalently of 12 first-order equations.

3. FLUX OVER A SADDLE

Just as a continental divide separates points from which water flows to different oceans, and it consists in a set of points whose gradient trajectories flow to a saddle, the set of ship configurations whose trajectories flow to a saddle in ship configuration space plays a key role in understanding capsizing.

The starting point for the “flux over a saddle” paradigm is an autonomous Hamiltonian system

with a saddle point having just one downhill dimension for the energy function (Mackay, 1990). The saddle then possesses a “centre manifold” of codimension-2 in the state space (*codimension-2* means it has 2 dimensions less than the total state space), representing the set of initial conditions whose trajectories remain close to the saddle. The centre manifold has a forwards contracting manifold W^+ of codimension-1 (commonly called its “stable manifold”) representing states whose forward trajectories converge to trajectories on the centre manifold. It also has a backwards contracting manifold W^- (“unstable manifold”) representing states whose backwards trajectories converge to trajectories on the centre manifold. Further, the centre manifold can be spanned by a codimension-1 manifold called “dividing manifold”, separated into two parts by the centre manifold (in the same way that the equator can be spanned by the surface of the earth, separated into two hemispheres). This manifold divides the state space into two parts, corresponding to the two sides of the saddle. To get from one side to the other, a trajectory has to cross it. The two parts correspond to the two directions of crossing. There is some arbitrariness in the choice of the dividing manifold, but it makes only a minor difference to when a trajectory is declared to have crossed. The manifold W^+ separates the region that will make the transition from the region that will not. Thus to find the region that will capsize one has to follow W^+ backwards in time. If it avoids a core around the upright state of the ship, then the ship can be considered safe from capsizing. Use of the flux over a saddle picture in the ship capsizing context was suggested by (Naik and Ross, 2017).

Although originally developed in the context of Hamiltonian systems (for transition state theory of chemical reactions), the above picture persists for weak dissipation. Furthermore, it generalises from systems with a saddle to ones with what we call a “saddle manifold”, being a “normally hyperbolic” submanifold of codimension-2 with one forwards and one backwards contracting dimension (*normally hyperbolic* means all tangential contraction in either direction of time is slower

than normal contraction in that direction of time). We believe this is the case for a large range of realistic parameters for the standard ship models introduced in section 2, with the saddle manifold being specified roughly as zero roll-velocity and a critical roll-angle as a function of all the other variables and their velocities (actually, two saddle manifolds, for port and starboard roll, and the interaction of their contracting manifolds is important). In particular, this allows for the incorporation of neutral directions like yaw, sway and surge. Lastly, the framework has a version for non-autonomous systems, as is needed for periodic or more general time-dependent forcing. To describe this, we extend the 12-dimensional state space by adding time as a 13th variable. Then, if the time-dependence is not too strong, the centre manifold of the saddle has a locally unique continuation as a normally hyperbolic manifold of dimension 11 in the extended state space, that we denote by γ . Its backwards and forwards contracting manifolds persist too, denoted by W^\pm . The dividing manifold can be continued to a dividing manifold in the extended state-space. Hence capsizing for a dissipative, non-autonomous system is described by passage over this generalised saddle. A 3D sketch of the situation is given in Figure 2.

We define the time T to capsize to be the time until the first intersection with the dividing manifold, with the convention that $T = \infty$ if it is never reached. Thus from a probability distribution over initial states, we obtain a probability distribution for the time T to capsize. Its derivative is the probability rate for capsizing at time T .

In addition to probability distribution over initial conditions, we are interested in taking probability distributions over the forcing functions. Then we want to compute features of the probability distribution of the time T to capsize, in particular what is its rate as a function of T , and what is the probability of eventual capsizing? More broadly, what are the most likely routes to capsizing? How do all these depend on the probability distributions for the forcing functions and initial conditions, and on the parameters of the ship model?

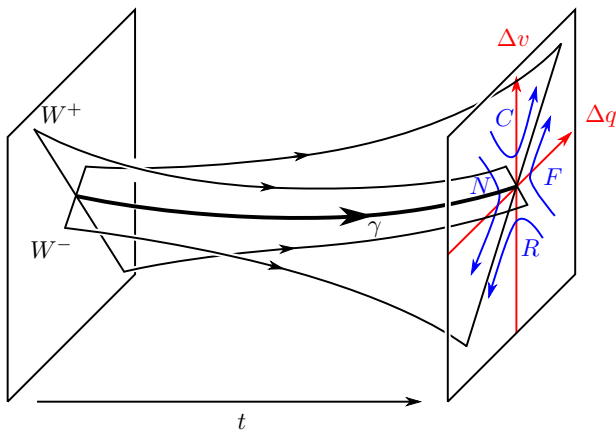


Figure 2: Schematic of the geometry in extended state space: the curve γ represents a bundle of trajectories of dimension 11 that remain at the capsize threshold; deviations from it are denoted Δq in position/attitude and Δv in velocity; γ has codimension-one forwards and backwards contracting submanifolds W^\pm , dividing the space into four sectors, labelled C for capsize, N for near-capsize, R for righting, and F for failed righting.

4. STOCHASTIC REACHABILITY AND LARGE DEVIATIONS

A complementary approach to the above formalism is the perspective of *stochastic reachability* and *large deviations*.

Stochastic reachability is a technique used in engineering and computer science to deal with safety issues in a quantitative manner. The objective of stochastic reachability analysis is to evaluate the probabilities associated with dynamic optimization problems. This technique can be used for optimal control under uncertainty, for risk assessment of technical systems, and for safety verification. Formally, the system is modelled using a stochastic process (e.g., a Markov chain/process, Wiener process, Gaussian process, or diffusion process) and the unsafe region is modelled as a set in its phase space. Stochastic reachability aims to estimate the probability measure of the set of the trajectories that start in a given set of initial states and reach a target set (a possible unsafe set for the system) in a given time interval.

There is a close connection to the terminology of chemical reaction kinetics: a chemical reaction can be viewed a transition from one locally stable position in state space to another, driven by the system's stochasticity, for example thermal noise, and against its typical short-time behaviour (i.e. the typical time of a stable oscillation is short against the time-to-capsize). The picture is that of a random walk in an energy landscape, where a barrier must be overcome for a reaction to happen. Such transition events are generally very rare on the timescale intrinsic to the stochasticity, but waiting long enough one will eventually observe them. There is a body of literature concerned with transition events (Truhlar et al., 1996), their dynamics (Vanden-Eijnden, 2006) and likelihood (Freidlin and Wentzell, 2012). The ultimate question is, of course, an estimate of the probability of observing a transition, or equivalently, the *transition rate*.

In the situation of ship capsize, a ship in its upright position can similarly be considered only locally stable: while a large enough perturbation will topple it into a capsize, there generally is a generous region in its 12 dimensional state space where restoring mechanisms, such as its righting moments, keep it afloat most of the time. A *transition trajectory* or *reactive trajectory* for ship capsize, thus, describes the movement of a ship in time that, starting in an upright position, will eventually hit an unsafe region and subsequently capsize, due to a rare influence of its stochastic components, and generally against its restoring forces. In this sense, ship capsize can be seen as a first hitting problem, or *stochastic reachability problem*. Analytical characterizations of the stochastic reachability use equations that link the hitting distribution of the unsafe set with the occupation measure of the safe basin. This is based on the operator methods and Dynkin formula associated to Markov processes. Martingale characterization can be also derived from this equation.

In general, the fact that reactive trajectories are rare outliers in a usually mechanically stable system renders their observation by experiment or numerical sampling quite hard. Crucially,

though, their rareness often paradoxically makes them predictable, which is the core idea behind large deviation theory for sample paths. In this paper, we propose a large deviation methodology to deal with stochastic reachability to provide asymptotic estimates for the probabilities of rare events (Freidlin and Wentzell, 2012).

To make the above idea more concrete, we consider the motion of the ship $x(t) \in \mathbb{R}^{12}$ as introduced in section 2 to be a continuous-time Markov process with stationary distribution $\rho(x)$. Denote by A a neighbourhood of the upright ship state, and by B the unsafe region ultimately leading to capsizing, for example as specified in section 3. We can define by $q_+(x)$ the *forward committor*, i.e. the probability density over state space that we will visit B (capsize) before A (righting), or in other words the probability that we have committed to a capsizing event when being located at x . Similarly, the *backwards committor* is the probability density that the process at x originates from A rather than B . Given these, the density of reactive trajectories is immediately available as $\rho_R = q_+ \rho q_-$, as can be intuited by reading the formula as the combined probability of coming from A , being at x , and going to B . From committor functions and the density of reactive trajectories,

one can finally deduce quantities such as the probability flux j_{AB} towards capsizing, and the capsizing rate k_{AB} , with specific formulae depending on the nature of the process.

The above quantities are generally not accessible for any system of interest as they necessitate the solution of Dirichlet boundary value problems (similar to the Fokker-Planck equation) in high dimensions. Fortunately, this becomes drastically better in the presence of a *large deviation principle* (LDP). Intuitively speaking, one obtains the probability of observing an outcome by integrating (or summing) over all possible ways this outcome can occur, weighted by its respective probability. The same is true for reactive trajectories by defining an appropriate path measure. In the presence of an LDP, this integral can be replaced in an appropriate limit (such as thermodynamic limit, low temperature limit, or small noise limit) by the value of the integrand at the most likely path realizing the outcome. In essence, the integral is computed by a Laplace method, exchanging a costly transition sampling problem with an optimisation problem. Knowledge of the large deviation optimal path allows the computation of transition rates in the large deviation limit, and the optimal path can be computed quite

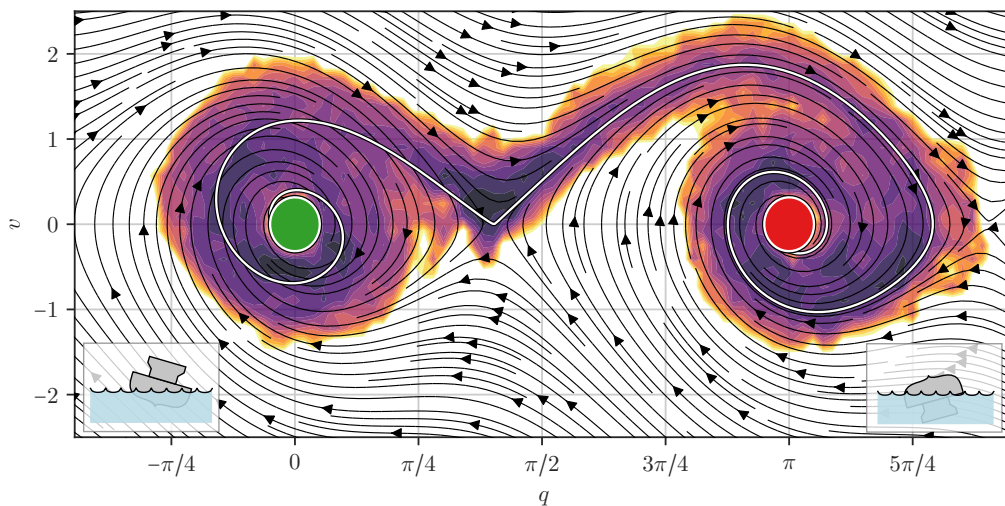


Figure 3: Toy model of a ship capsizing as 2-dimensional stochastic system for the roll angle q and corresponding angular velocity v . Trajectories from upright (green) to capsized (red) correspond to transition paths out of the stable basin. The deterministic dynamics are shown as vector field, the density of reactive trajectories as shading, and the large deviation minimiser as white line.

efficiently by numerical means even for rather complex systems (Grafke and Vanden-Eijnden, 2019).

This is exemplified in figure 3. Here, we consider a toy model for ship capsize for the roll angle and its velocity, $(q, v) \in \mathbb{R}^2$, under Gaussian forcing. We want to consider only trajectories leading to capsize, i.e. starting upright (green set) and ending capsized (red set). While the direction of the righting moment in phase space is depicted as streamlines, the density of reactive trajectories is shown as shading, and the large deviation minimizing trajectory is highlighted in white. It is clear from the picture that the capsize trajectories concentrate around the optimal path predicted by large deviation theory.

5. INTERCONNECTIONS

The two strands are closely related. They both represent the uncertainties in forcing by probability distributions. They formulate capsize as transition across some distinguished set, random (but highly correlated with the forcing function) in the first approach, and fixed or not needing to be specified precisely in the second. They both aim to produce estimates or bounds on the capsize rate, particularly in the regime where it is expected to be rare.

The two descriptions overlap if the forcing functions are assumed to be the result of filtering a white noise, as is often assumed in the literature (Chai et al., 2015). This means there is a filter state $z \in \mathbb{R}^k$, some $k \in \mathbb{N}$, satisfying in the simplest case $\dot{z} = Az + \varepsilon\xi$, where A is an asymptotically stable matrix, ξ is a multidimensional white noise (say stationary Gaussian) with autocorrelation $\langle \xi(t)\xi(s)^T \rangle = C\delta(t-s)$ for some positive semi-definite matrix C and a small parameter ε . Then the ship dynamics can be taken to be of the form $\dot{x} = G(x, z)$, where x represents the 12 dimensions of the ship state-space. The probability distribution on the functions z is easy to handle (linear stochastic process), so one could hope to obtain probabilistic results for the flux over a saddle approach. Considered as a system

on (x, z) the model also fits in the Markovian context of the second approach. Thus the two can be directly compared.

Our hope is that further understanding will allow development of large deviation theory to more general probability distributions over forcing functions, thereby escaping the Markovian restriction of the second approach.

6. CONCLUSION

We have presented a new stochastic framework for studying ship capsize. It has two parallel strands, both based on transition state theory, one starting from a deterministic view, the other from a Markovian view. For filtered white noise models of forcing, the two approaches can in principle be carried to conclusion. A synthesis is required to treat more general probability distributions for forcing functions. Extensions are required to pass from probability distributions for sea states to those for forcing functions. Once established, this framework could be used as a building-block for the formulation of safety criteria, optimizing vessel design, and control strategies for the captain to avoid capsize.

REFERENCES

- Almeida Santos Neves, M., Belenky, V. L., de Kat, J. O., Spyrou, K. and Umeda, N. (eds), 2011. *Contemporary Ideas on Ship Stability and Capsizing in Waves*, Vol. 97 of *Fluid Mechanics and Its Applications*, Springer Netherlands, Dordrecht.
- Belenky, V., Glotzer, D., Pipiras, V. and Sapsis, T. P., 2019. Distribution tail structure and extreme value analysis of constrained piecewise linear oscillators, *Probabilistic Engineering Mechanics* **57**(01): 1–13.
- Belenky, V. L., Spyrou, K. J., Walree, F. v., Neves, M. A. S. and Umeda, N., 2019. *Contemporary Ideas on Ship Stability: Risk of Capsizing*, Springer.

- Bujorianu, L. M., 2012. *Stochastic reachability analysis of hybrid systems*, Springer Science & Business Media.
- Chai, W., Naess, A. and Leira, B. J., 2015. Filter models for prediction of stochastic ship roll response, *Probabilistic Engineering Mechanics* **41**: 104–114.
- Dembo, A. and Zeitouni, O., 2010. *Large deviations techniques and applications*, Springer-Verlag, Berlin.
- Fossen, T. I. and Nijmeijer, H. (eds), 2011. *Parametric resonance in dynamical systems*, Springer Science & Business Media.
- Freidlin, M. I. and Wentzell, A. D., 2012. *Random perturbations of dynamical systems*, Vol. 260, Springer.
- Grafke, T. and Vanden-Eijnden, E., 2019. Numerical computation of rare events via large deviation theory, *Chaos: An Interdisciplinary Journal of Nonlinear Science* **29**(6): 063118.
- Jamnongpipatkul, A., Su, Z. and Falzarano, J. M., 2011. Nonlinear ship rolling motion subjected to noise excitation, *Ocean Systems Engineering* **01**(03): 249–261.
- Leadbetter, M. R., Lindgren, G. and Rootzen, H., 2012. *Extremes and Related Properties of Random Sequences and Processes*, Springer Science & Business Media.
- Lin, H. and Yim, S. C., 1995. Chaotic roll motion and capsizing of ships under periodic excitation with random noise, *Applied Ocean Research* **17**(3): 185–204.
- Long, Z. J., Lee, S. K. and Kim, J. Y., 2010. Estimation of survival probability for a ship in beam seas using the safe basin, *Ocean Engineering* **37**(4): 418–424.
- Lu, J., Gu, M. and Boulougouris, E., 2020. Model experiments and direct stability assessments on pure loss of stability in stern quartering waves, *Ocean Engineering* **216**: 108035.
- Mackay, R. S., 1990. Flux over a saddle, *Physics Letters A* **145**(8): 425–427.
- McCue, L. S., 2011. Applications of Finite-Time Lyapunov Exponents to the Study of Capsizing in Beam Seas, in M. Almeida Santos Neves, V. L. Belenky, J. O. de Kat, K. Spyrou and N. Umeda (eds), *Contemporary Ideas on Ship Stability and Capsizing in Waves*, Vol. 97, Springer Netherlands, Dordrecht, pp. 433–447.
- Naik, S. and Ross, S. D., 2017. Geometry of escaping dynamics in nonlinear ship motion, *Communications in Nonlinear Science and Numerical Simulation* **47**: 48–70.
- Perez, T., 2006. *Ship Motion Control: Course Keeping and Roll Stabilisation Using Rudder and Fins*, Springer.
- Spyrou, K. J., 1996. Dynamic Instability in Quartering Seas—Part II: Analysis of Ship Roll and Capsizing for Broaching, *Journal of Ship Research* p. 11.
- Thompson, J. M. T., 1997. Designing Against Capsizing in Beam Seas: Recent Advances and New Insights, *Applied Mechanics Reviews* **50**(5): 307–325.
- Truhlar, D. G., Garrett, B. C. and Klippenstein, S. J., 1996. Current Status of Transition-State Theory, *The Journal of Physical Chemistry* **100**(31): 12771–12800.
- Umeda, N., Hamamoto, M., Takaishi, Y., Chiba, Y., Matsuda, A., Sera, W., Suzuki, S., Spyrou, K. and Watanabe, K., 1995. Model experiments of ship capsizing in astern seas, *Journal of the Society of Naval Architects of Japan* **1995**(177): 207–217.
- Vanden-Eijnden, E., 2006. Transition Path Theory, in M. Ferrario, G. Ciccotti and K. Binder (eds), *Computer Simulations in Condensed Matter Systems: From Materials to Chemical Biology Volume 1*, Lecture Notes in Physics, Springer, Berlin, Heidelberg, pp. 453–493.
- Waalkens, H., Schubert, R. and Wiggins, S., 2008. Wigner’s dynamical transition state theory in phase space: classical and quantum, *Nonlinearity* **21**(1): R1–R118.