

DOI: 10.1002/adsc.201((will be filled in by the editorial staff))

C(sp³)-C(sp³) bond formation *via* electrochemical alkoxylation and subsequent Lewis acid promoted reactions

Enol López,^a Carlo van Melis,^b Raúl Martín,^a Alessia Petti,^b Antonio de la Hoz,^a Ángel Díaz-Ortíz,^a Adrian P. Dobbs,^b Kevin Lam,^{b*} Jesús Alcázar^{c*}^a Facultad de Ciencias y Tecnologías Químicas, Universidad de Castilla-La Mancha, Av. Camilo José Cela 10, 13071, Ciudad Real, Spain. E-mail: antonio.hoz@uclm.es^b School of Science, The University of Greenwich, Chatham Maritime ME4 4TB, United Kingdom. E-mail: K.Lam@greenwich.ac.uk^c Lead Discovery, Janssen Research and Development, Janssen-Cilag, S.A., Jarama 75A, 45007 Toledo, Spain. E-mail: jalcazar@its.jnj.com

Received: ((will be filled in by the editorial staff))

Supporting information for this article is available on the WWW under <http://dx.doi.org/10.1002/adsc.201>

Abstract. A two-step transition metal-free methodology for the C(sp³)-C(sp³) functionalisation of saturated *N*-heterocyclic systems is disclosed. First, aminal derivatives are generated through the anodic oxidation of readily accessible carboxylic acids. Then, in the presence of BF₃·OEt₂, iminium ions are unmasked and rapidly alkylated by organozinc reagents under flow conditions. Secondary, tertiary and quaternary carbon centers have been successfully assembled using this methodology. Such an approach is especially relevant to drug discovery since it increases C(sp³)-functionalities rapidly within a molecular framework. As proof of concept, our methodology was applied to derivatization of peptides and an API.

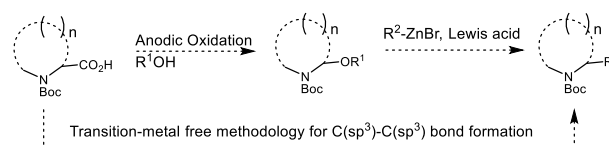
Keywords: Electrochemistry; Flow chemistry; Transition-metal free; Drug discovery; Organozinc reagents

Although C(sp³)-C(sp³) bond formation is fundamental in medicinal and organic chemistry, it remains a key challenge. In particular, incorporating C(sp³)-moieties into bioactive molecules is essential to escape from the “flatland” in drug discovery programs.^[1] For instance, quaternary carbon centres are highly relevant due to the new 3D chemical diversity they can bring.^[2] Several transition-metal catalysed alkyl-alkyl cross-coupling reactions have been reported to achieve this goal.^[3] Unfortunately, despite their synthetic benefits, these reactions usually require toxic and expensive transition metal catalysts such as Ni, Pd or Ir, which makes them unappealing from a green chemistry point of view.^[4] The growing impetus of the chemical community for developing ecologically friendlier methodologies has prompted us to investigate the combined use of electrosynthesis with low-toxicity organometallics. Indeed, electrosynthetic organic chemistry has been shown to be an outstanding technology for developing more

sustainable methodologies in medicinal chemistry.^[5] This green and valuable tool uses electricity, one of the cheapest reagents, to achieve complex organic transformations.^[6]

Many drug-like lead compounds are embedding *N*-heterocycles scaffolds such as pyrrolidines, morpholines or piperazines.^[7] The ability of late-stage functionalisation of nitrogen-containing systems with C(sp³)-fractions tremendously speeds up the drug discovery process by rapidly opening new chemical spaces with promising biological activity.^[8]

We have previously reported the electrochemical methoxymethylation of α -alkoxy carboxylic acids to synthesize MOM-type ethers in a practical, green, safe and scalable manner either in batch or flow.^[9] Based on these precedents, we investigated the anodic generation of aminals from α -nitrogen carboxylic acid derivatives. A Lewis acid-promoted generation of an iminium ion, followed by an organometallic reagent addition would lead to the rapid formation of functionalized *N*-heterocycles.^[10] The high functional group compatibility of organozinc derivatives makes them more suitable than Grignard reagents^[11] to introduce a new C(sp³)-C(sp³) center on the nitrogen-containing scaffolds. Our general approach is depicted



in Scheme 1.

Scheme 1. General approach to obtain α -functionalised nitrogenated systems.

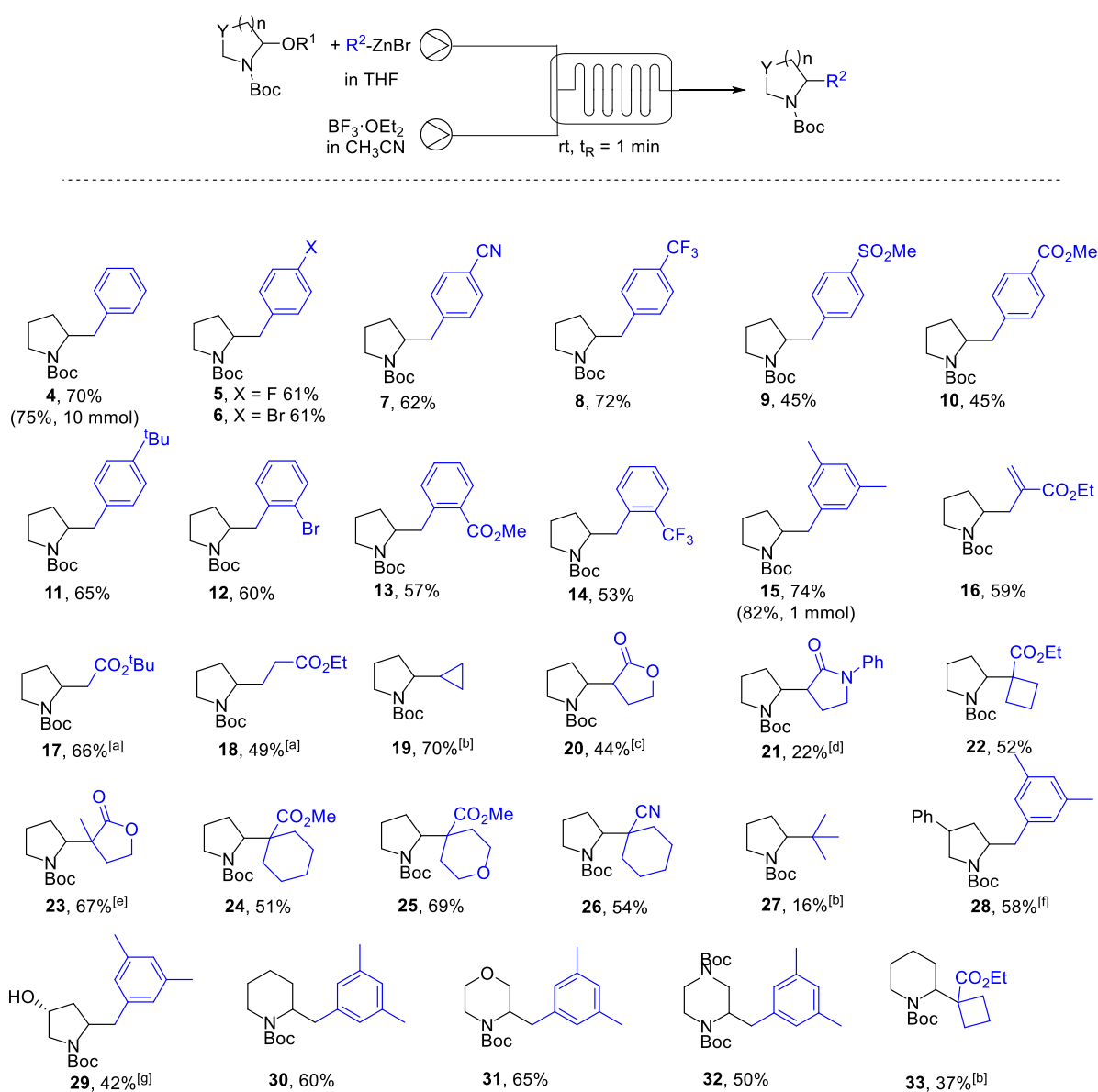
We began by electrochemically oxidising *N*-Boc-protected proline in methanol using our previously developed conditions (Scheme 2). Much to our delight,

results evidence the use of this transformation even in gram scale. For the 10mmol scale reaction a 5mL PFA coil and a T-mixer were used instead of the chip. This opens the possibility to use much larger reactors for a future industrial scale up.

We then investigated the use of aliphatic amins as starting materials, especially peptide derivatives (Scheme 3). Boc-L-Ser benzyl ester anodically decarboxylated to form the aminal **1g** in excellent yield. The second step, involving the addition of the organozinc reagent, led to the formation of the desired open-chained product **34**. Similarly, starting from Boc-Pro-Gly-OH allowed the preparation of the functionalized dipeptide derivative **35**. This extends

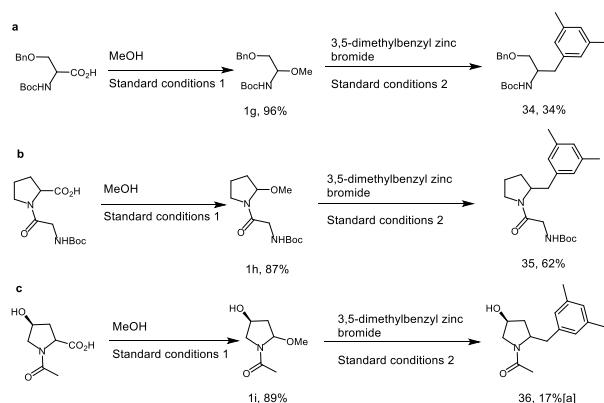
the scope of this methodology to more complex peptide scaffolds. Finally, as an example of late-stage functionalization, we applied our methodology to the functionalization of oxaceprol, an anti-inflammatory drug agent used to treat arthritis, chronic joint disorders and inflammation of connective tissues.¹⁵ Decarboxylation of oxaceprol leads to the formation of the corresponding aminal **1i**. The reaction of this aminal with 3,5-dimethyl benzyl organozinc afforded the coupled product **36**. Such a practical, rapid and mild late-stage functionalization opens the door to a high degree of molecular diversity.

Table 2. Reaction scope.



^[a]3 equiv of RZnBr were added. ^[b]2 equiv of $\text{BF}_3 \cdot \text{OEt}_2$ were added. ^[c]Obtained as $RR:SS / RS:SR$ mixture 55/45. ^[d]Obtained as $RR,SS / RS,SR$ mixture 50/50. ^[e]Obtained as $RR:SS / RS:SR$ mixture 33/67. ^[f]Obtained as $RR,SS / RS,SR$ mixture 40/60. ^[g]Obtained as $2R,4R / 2S,4R$ mixture 30/70

In summary, we have developed a rapid, green and practical C(sp³)-C(sp³) bond formation for the late-stage functionalisation of saturated N-heterocyclic systems. This methodology's critical step relies on forming stable aminal derivatives through anodic decarboxylation, which are then easily coupled to an organozinc reagent in the presence of a Lewis acid. This procedure allows the access to complex structures in two steps and only one chromatographic purification from affordable compounds. For instance, homologation of aminoacids or formation of quaternary-tertiary carbon-carbon bonds usually requires a multistep process to be achieved. Most of the compounds shown above can be considered as enriched C(sp³) scaffolds with two or more points for diversification, very attractive from a medicinal chemistry point of view. Furthermore, this methodology can be also applied for late-stage functionalization of peptides and API. Further application and expansion of this methodology to industrial scale will be matter of future publications.



Scheme 3. Application of the methodology in late stage functionalization. ^[a]Obtained as 2S,4S / 2R,4S; mixture 31/69

Experimental Section

General procedure for the electrochemical decarboxylation reaction.

An undivided electrochemical cell (total volume of 10 mL) equipped with two rectangular-shaped graphite electrodes (5 cm x 1 cm) connected to an Electrasyn 2.0 setup was used for the electrochemical decarboxylation. The carboxylic acid (3 mmol) was dissolved in 5 mL of dried alcohol (MeOH or EtOH) and neutralized with KOH (3 mmol). The solution was then sonicated for 10 minutes to ensure its homogeneity. The Electrasyn 2.0 was set up in galvanostatic mode with an alternating (every 30 s) current of 100 mA. The solution was then electrolyzed for 7 F/mol. The methanolic solution was then washed with a 1 M KOH solution in water (50 mL) and extracted with DCM (3 x 50 mL). The organic layers were combined, washed with a saturated sodium carbonate solution (50 mL), dried over Na₂SO₄, and carefully concentrated under reduced pressure to yield the aminal without the need for any further purification.

General procedure for the Lewis acid organozinc addition.

A solution of the alkoxyated derivative (0.4 mmol, 1 equiv) with the corresponding solution of R-ZnBr prepared following General Procedure 2 (see Supporting Information) (2 equiv) was mixed using a T-mixer with a solution of BF₃·OEt₂ (0.2 M; 1 equiv) in dry CH₃CN in a 1.5 mL microreactor at 0.75 mL/min each line (rt, t_R = 1 min). The reaction mixture was quenched in NH₄Cl solution (5 mL, 2 M) and it was then extracted with AcOEt (10 mL, x3). The organic layers were combined and dried over MgSO₄ and the solvent was concentrated *in vacuo*. The crude was purified by flash column chromatography using the indicated solvent mixtures giving rise to the corresponding coupling product.

Acknowledgements

The authors would like to thank Dr. Andrés Trabanco for interesting discussions. Pablo Fernandez and Raquel Rodriguez for their assistance in the purification of products. Finally, we are grateful to the Engineering and Physical Sciences Research Council (Grant EP/S017097/1 to K.L.) for their financial support, the University of Greenwich (Vice Chancellor's PhD Scholarship to A.P. and C. v. M.).

References

- [1] a) F. Lovering, J. Bikker, C. Humblet, *J. Med. Chem.* **2009**, *52*, 6752–6756; b) T. Tsukamoto, *ACS Med. Lett.* **2013**, *4*, 369–370.
- [2] a) J. Choi, G. C. Fu, *Science* **2017**, *356*, eaaf7230; b) K. W. Quasdorf, L. E. Overman, *Nature*, **2014**, *516*, 181–191; c) J. Christoffers, A. Baro in *Quaternary stereocenters: Challenges*, Wiley-VCH, Weinheim, **2005**.
- [3] a) J. B. Diccianni, T. Diao, *Trends Chem.* **2019**, *1*, 830–844; b) M. R. Netherton, G. C. Fu, in *Palladium in Organic Synthesis*, (Ed.: J. Tsuji), Springer, Berlin, **2005**, p. 85–108; b) L. C. McCann, H. N. Hunter, J. A. C. Clyburne, M. G. Organ, *Angew. Chem., Int. Ed.* **2012**, *51*, 7024–7027.; c) G. M. Schwarzwalder, C. D. Matier, G. C. Fu, *Angew. Chem. Int. Ed.* **2019**, *58*, 3571–3574; d) X. Mu, Y. Shibata, Y. Makida, G. C. Fu, *Angew. Chem. Int. Ed.* **2017**, *56*, 5821–5824; e) V. B. Phapale, E. Buñuel, M. García-Iglesias, D. J. Cárdenas, *Angew. Chem. Int. Ed.* **2007**, *46*, 8790–8795; f) R. T. Smith, X. Zhang, J. A. Rincón, J. Agejas, C. Mateos, M. Barberis, S. García-Cerrada, O. de Frutos, D. W. C. MacMillan, *J. Am. Chem. Soc.* **2018**, *140*, 17433–17438; g) C. P. Johnston, R. T. Smith, S. Allmendinger, D. W. C. MacMillan, *Nature*, **2016**, *536*, 322–325; h) E. Palao, E. López, I. Torres-Moya, A. de la Hoz, A. Díaz-Ortíz, J. Alcázar, *Chem. Commun.* **2020**, *56*, 8210–8213.
- [4] a) J. Alcázar, A. de la Hoz, A. Díaz-Ortiz, in *Green Synthetic Processes and Procedures*, (Ed.: R. Ballini) RSC publishing, Cambridge, **2019**, p. 53–78; b) J. Alcázar, in *Sustainable flow chemistry in drug discovery* (Ed.: L. Vaccaro) Wiley-VCH, Weinheim, **2017**, p. 135–164.
- [5] a) A. Wiebe, T. Gieshoff, S. Möhle, E. Rodrigo, M. Zirbes, S. R. Waldvogel, *Angew. Chem. Int. Ed.* **2018**, *57*, 5594–5619; b) M. Yan, Y. Kawamata, P. Baran, *Angew. Chem. Int. Ed.* **2018**, *57*, 4149–4155; c) M. C.

- Leech, A. D. García, A. Petti, A. P. Dobbs, K. Lam, *React. Chem. Eng.* **2020**, *5*, 977–990.
- [6] R. Stalder, G. P. Roth, *ACS. Med. Chem. Lett.* **2013**, *4*, 1119–1123.
- [7] a) D. Kumar, S. K. Jain, *Curr. Med. Chem.* **2016**, *23*, 4338–4394; b) R. D. Taylor, M. MacCoss, A. D. G. Lawson, *J. Med. Chem.* **2014**, *57*, 5845–5859; c) T. Y. Zhang, *Adv. Heterocycl. Chem.* **2017**, *121*, 1–12; d) E. Vitaku, D. T. Smith, J. T. Njardarson, *J. Med. Chem.* **2014**, *57*, 10257–10274.
- [8] a) Z. -Y. Ma, M. Li, L. -N. Guo, L. Liu, D. Wang, X. -H. Duan, *Org. Lett.* **2021**, *23*, 474–479; b) W. Guan, S. O. Santana, J. Liao, K. Henninger, M. P. Watson, *ACS Catal.* **2020**, *10*, 13820–13824; c) P. Gabriel, L. -G. Xie, D. J. Dixon, *Org. Synth.* **2019**, *96*, 511–527; d) D. Y. Ong, D. Fan, D. J. Dixon, S. Chiba, *Angew. Chem. Int. Ed.* **2020**, *59*, 11903–11907; e) Z. Zuo, D. W. C. MacMillan, *J. Am. Chem. Soc.* **2014**, *136*, 5257–5260; f) E. Le Gall, C. Gosmini, M. Troupel, *Tetrahedron Lett.* **2006**, *47*, 455–458; g) R. A. Batey, D. B. MacKay, V. Santhakumar, *J. Am. Chem. Soc.* **1999**, *121*, 5075–5076; h) T. Steffan, T. Renukappa-Gutke, G. Höfner, K. T. Wanner, *Bioorg. Med. Chem.* **2015**, *23*, 1284–1306.
- [9] a) X. Luo, X. Ma, F. Lebreux, I. E. Markó, K. Lam, *Chem. Commun.* **2018**, *54*, 9969–9972; b) M. C. Leech, K. Lam, *Acc. Chem. Res.* **2020**, *53*, 121–134; c) C. G. W. van Melis, M. R. Penny, A. D. Garcia, A. Petti, A. P. Dobbs, S. T. Hilton, K. Lam, *ChemElectroChem*, **2019**, *6*, 4144–4148.
- [10] A. Paul and D. Seidel, *J. Am. Chem. Soc.* **2019**, *141*, 8778–8782.
- [11] A. D. Dilman, V. V. Levin, *Tetrahedron. Lett.* **2016**, *57*, 3986–3992.
- [12] M. D. Kärkäs, *Chem. Soc. Rev.* **2018**, *47*, 5786–5785.
- [13] a) N. Alonso, L. Z. Miller, J. de M. Muñoz, J. Alcázar, D. T. McQuade, *Adv. Synth. Catal.* **2014**, *356*, 3737–3741; b) L. Huck, M. Berton, A. de la Hoz, A. Díaz-Ortiz, J. Alcázar, *Green Chem.* **2017**, *19*, 1420–1424; c) M. Berton, L. Huck, J. Alcázar, *Nat. Protoc.* **2018**, *13*, 324–334.
- [14] a) J. M. Smith, J. H. Harwood, P. S. Baran, *Acc. Chem. Res.* **2018**, *51*, 1807–1817; b) K.W. Quasdorf, L.E. Overman, *Nature* **2014**, *516*, 181–191.
- [15] A. Veilhelmann, A. Hofbauer, H. J. Refior, K. Messmer, *Acta Orthop. Scand.* **2001**, *72*, 293–298.

C(sp³)-C(sp³) bond formation *via* electrochemical alkoxylation and subsequent Lewis acid promoted reactions

Adv. Synth. Catal. **Year**, *Volume*, Page – Page

Enol López, Carlo van Melis, Raúl Martín, Alessia Petti, Antonio de la Hoz, Ángel Díaz-Ortiz, Adrian P. Dobbs, Kevin Lam, * Jesús Alcázar*

