

1 **Influence of seawater and blast furnace cement employment on recycled aggregate concretes'**
2 **properties**

3

4 **Miren Etxeberria^{1*}, Andreu Gonzalez-Corominas¹, Patricia Pardo¹**

5 ^{1*}Dr. Eng. Associate professor, Department of Construction Engineering, Polytechnic University of Catalonia, Jordi

6 Girona, 1-3 B1 building, Barcelona 08034, Spain, telephone: +34934011788, Fax: +34934017262, E-mail:

7 miren.etxeberrria@upc.edu

8

9 **Abstract**

10 Recycled aggregates of mixed composition (MRA) may exhibit great variability in their properties, which
11 in turn reduces their applicability. This study intends to extend the use of MRA in a broadened scope of
12 applications by producing recycled aggregate concretes (RAC), which were mixed using two different
13 types of cement, ordinary Portland cement and cement incorporating blast-furnace slag, and two types of
14 water, fresh and seawater. The testing programme included analyses of the properties of concrete in its
15 fresh (setting time and plastic shrinkage) and hardened state (physical, mechanical and drying shrinkage).
16 The results showed that all of the physical and several of the mechanical properties as well as drying
17 shrinkage were negatively influenced by the use of MRA. In contrast, however, the plastic shrinkage and
18 flexural strength were improved. The use of seawater improved the mechanical properties, reduced setting
19 time and increased drying shrinkage, however, it was found that the cement type was more influential on
20 most of the properties. The use of seawater and cement with blast-furnace slag improved the
21 performances of the RAC.

22

23 **Keywords:** Recycled aggregate concrete; seawater; blast furnace slag cement; Properties; Plastic
24 shrinkage; drying shrinkage

25 **1. INTRODUCTION**

26 The world's expanding population and the knock on effect of rapid growth in cities as well as
27 development in infrastructures has led to a significant increase in construction and demolition waste
28 (C&DW). In the EU member states, the high amount of C&DW generated each year and their low
29 recycling ratios have become a major economic and environmental concern for governments, as a result
30 of the problems created with regard to its disposal, especially with respect to the opening of new landfill
31 sites [1]. European standards and directives, such as the European Parliament's Waste Framework
32 Directive 2008/98/EC [2], guarantee suitable recycling levels as well as advocating the use of C&DW
33 waste produced by the construction industry.

34 Building techniques, which include differing construction materials, generate what is commonly
35 described as a mixed waste constituted of inorganic materials, such as concrete, ceramic, secondary

36 aggregates and contaminants [3]. Consequently, after the mixed C&DW has undergone a process for its
37 recycling in a treatment plant it is designated as mixed recycled aggregate (MRA) [4,5]. However, very
38 few specifications establish its composition; Brazil and the United Kingdom's specifications [6,7] define
39 MRA as less than 90% of cement-based fragments and NA, by weight, which signifies a higher presence
40 of masonry-based materials; Germany and Portugal's specifications [8,9] define MRA as those aggregates
41 with a minimum of 80 to 90% of ceramic plus concrete particles.

42 Numerous authors [3,5,10] agree that the variability of MRA's composition represents an obstacle in the
43 path of a far greater use of this recycled material in construction works. At present, the construction
44 industry employs MRA primarily in non-structural applications and low-grade requirement works [11].
45 However, besides existing studies being mostly focused on MRA in non-structural concretes [12–14] or
46 low-grade applications [15,16], certain researchers have analysed the possibility of using MRA for higher
47 grade applications, such as medium-strength concrete [10,17,18] and high-performance concrete [19].

48 The most detrimental properties of MRA when compared to those of natural aggregates are: density,
49 water absorption capacity and content of contaminant particles, in particular gypsum which can lead to
50 possible expanding pressures due to the internal sulphate attack [3,11,17]. A higher absorption capacity as
51 well as the presence of certain impurities have negative influences on the fresh and hardened properties of
52 concretes [14, 20]. A decrease in the mechanical properties takes place when the replacement level of
53 MRA increases. Concretes ranging from 25-50MPa suffer up to 25% loss of compressive strength when
54 the replacement level of the natural aggregates by MRA is up to 50% [3,10,11,14,17]. High MRA
55 replacement ratios, from 50% to 100%, may produce a severe decline on durability properties of
56 concretes. In such cases, the exposure category should be limited due to the higher permeability of
57 concretes produced with MRA [10,17]. Nevertheless according to Medina et al. [17], the durability
58 properties of MRA concretes were marginally affected by replacements ratios of up to 25%.

59 Recycled aggregate concrete (RAC), with respect to a given compressive strength, usually shows higher
60 drying shrinkage than natural aggregate concrete [21-25]. In the specific case of MRA, Hoffmann et al.
61 [10] found considerably higher shrinkage ratios up to 91 days, which were attributed to both the higher
62 water content and the composition of the higher amount of adhered mortar and ceramic aggregates in
63 MRA. Nevertheless, similar drying shrinkage values, which were affirmed to be caused by the higher
64 porosity of the ceramic particles as well as their higher capacity for storing water, have been observed up
65 to 7 days. MRA would counteract early-age shrinkage compensating the water consumed in hydration
66 reactions and also evaporation by the water contained inside the recycled aggregates [10,26].

67 The use of freshwater in concrete production causes a serious impact on areas where it represents a scarce
68 resource. However, researchers' opinion concerning the suitability of using seawater in concrete is still
69 divided [27]. Although the high risk of corrosion implied in the use of seawater in the production of
70 reinforced concrete has led to its prohibition by various international standard regulations, it has been
71 allowed in plain concrete manufacture under the proviso that it complies with the given standards criteria
72 of the pertinent regulation [28-30]. Certain authors agree that in comparison with concrete produced with
73 freshwater, concrete employing seawater causes early strength gain and reduces setting time [27,30,31].
74 The concrete microstructure improves at an early age due to the chemical reaction of the seawater, which

75 in turn is a result of the acceleration of the hydration process by chloride ions input [31,32]. The
76 compressive strength differences between the use of either freshwater or seawater in the concrete mix also
77 becomes less significant at long-term exposures [27].

78 The principle negative aspect concerning the use of seawater in concrete production is its influence on
79 durability properties. Seawater, containing dissolved salts such as chloride, sulphate and magnesium, may
80 produce chemical attacks, physical changes on microstructure and expansions [33,34]. Otsuki et al. [31]
81 recommended the use of blast-furnace slag (BFS) cement in the mix in order to achieve lower
82 permeability and low water-cement ratios as countermeasures against the seawater presence. Besides the
83 negative influence of seawater on durability, Nishida [27] and Otsuki [31] affirmed, that with respect to
84 chloride diffusion, the effect of the binder type used had a greater influence than that of the type of
85 mixing water employed, at least during the initial stages of the concretes' life. However, over time an
86 increase in chloride ion penetration would cause a significant decrease in the binding capacity, thus
87 leading to the same durability issues.

88 This study aims to encourage the use of recycled aggregate and seawater in the manufacturing of plain
89 concrete for port applications such as pavements and dyke blocks. According to the Port of Barcelona's
90 Technical Specifications, the obligatory requirements for the production of concrete dyke blocks is a
91 minimum strength of 30N/mm² and a minimum density of 2.300kg/m³. In this work, four series of
92 concretes were produced combining two different types of cement: Ordinary Portland Cement, CEM I
93 42.5 SR (1) and blast furnace slag cement CEM III / B 42.5 L / SR (3) and two types of mixing water:
94 freshwater (FW) and seawater (SW). The setting time and plastic shrinkage were determined while the
95 concrete was in its fresh state. This was carried out by the 0% and 100% replacement of natural
96 aggregates for MRA in order to analyse the most critical cases. In the concretes' hardened state, both
97 types of cement were mixed with each type of water and with varying replacement ratios of 0%, 20%,
98 50% and 100% of coarse MRA in replacement of natural aggregates. The physical properties (density,
99 water absorption and permeable pore volume), mechanical properties (compressive strength, flexural
100 strength and modulus of elasticity) and drying shrinkage were determined.

101 **2. EXPERIMENTAL PHASE**

102 **2.1. Materials**

103 2.1.1. Cement and admixture

104 Type I Portland cement (OPC), CEM I 42.5 SR, and type III (Ground BFS cement), CEM III/B 42.5 L/S,
105 with Blaine fineness of 3000 cm²/g and 4500 cm²/g, respectively, were used. The chemical compositions
106 are given in Table 1. These cements were chosen in compliance with the recommendations laid out in
107 international standards and because of their positive behaviour in seawater environments as described by
108 several authors [27,31,33-35].

109 The superplastizicer water-reducer based on polycarboxylate ethers admixture was used in the concrete
110 production, the density of which was 1,056 g/cm³.

111

112 2.1.2. Aggregates

113 All natural aggregates were crushed limestone aggregates, three size fractions being employed (sand 0-
114 4mm, gravel 4-10mm and gravel 10-20mm). The MRA were sourced from Gestora de Runes de la
115 Construcció SA, a local C&DW treatment plant situated in the Port of Barcelona. The particle size
116 distributions of the natural and recycled aggregates, which are described in Figure 1, were determined
117 according to BS-EN 933-1:2012. [36]

118

119 The classification of the coarse components of the MRA was carried out according to BS-EN 933-
120 11:2009 standards [37], the results of which are given in Table 2. The main components were old natural
121 aggregates and concrete (74.32%), which according to certain European standards would be classified as
122 good quality. Nevertheless, due to the presence of a high amount of asphalts (12.61%) they could be
123 classified as Type IV according to DIN 4226-100:2002, mixed recycled aggregates (MRA) [8].

124

125 The percentage of gypsum contained in the MRA was lower than that of the 1.5% recommended by
126 Agrela et al. [3]; unfortunately, however, it had a higher sulphate content than the maximum permitted by
127 the Spanish Structural concrete code (0.8%) [29]. Nevertheless, according to our research, the use of
128 sulphate resistant (SR) cement in concrete production minimizes the possibility of a sulphate attack that
129 may be produced by the gypsum within the aggregate [38].

130 The density and water absorption (BS-EN 1097-6:2013, [39]), abrasion resistance (BS-EN 1097-2:2010,
131 [40]) and flakiness index (BS-EN 933-3:2012, [41]) properties were determined for each aggregate
132 fraction (see Table 3). The MRA showed lower density and abrasion resistance, and a higher absorption
133 capacity and flakiness index than those of the crushed limestone as a result of the ceramic and old mortar
134 attached to the concrete particles. The MRA characteristics mentioned are in accordance with the findings
135 of other authors [3,11].

136

137 2.1.3. Water

138 In this study, seawater directly sourced from the Port of Barcelona was used for concrete mixing in order
139 to analyse its effect on RACs. RACs were also produced using freshwater from the mains supply
140 network. Table 4 shows the chemical properties of both waters. Typically, seawater shows a higher
141 concentration of alkali chlorides, sulphates or sodium than freshwater.

142 **2.2 Concrete production**

143 The four series were produced from combining two different types of cement; CEM I 42.5 SR (1) and
144 CEM III / B 42.5 L / SR (3) with each of the both types of mixing water employed; freshwater (FW) and
145 seawater (SW). For each concrete series, four kinds of aggregate mixtures were studied: a Natural
146 Aggregate Concrete (NAC), used as the reference concrete, and three RACs using 20%, 50% and 100%
147 of MRA in substitution of coarse natural aggregates. The NAC were proportioned following the Bolomey

148 dosage method [42, 43] in order to obtain a characteristic strength of 30 MPa with a total w/c ratio of
149 0.50. The effective w/c ratio was maintained constant in all concretes. According to Neville [33], the
150 effective water-cement ratio is the ratio of water occupying the space outside the aggregate particles (used
151 in the cement hydration process and lend workability to concrete) and the cement. The recycled
152 aggregates were used in nearly saturated surface-dry conditions, at its 90% of water absorption capacity,
153 and their moisture content was measured prior to their use. The amount of mixing water added to each
154 concrete mix was adjusted in accordance with the effective water absorption capacity of the aggregates at
155 concrete production. This procedure was used in order to maintain the same effective w/c constant in all
156 concretes and to avoid bleeding or water surface layers influencing the mechanical properties of the
157 concrete [44] (the effective water absorption of the aggregates was determined by submerging them in
158 water for 20 minutes). In RAC, both coarse natural aggregates (Gravel 4-10 mm and Gravel 10-20 mm)
159 were replaced (in volume) by coarse mixed recycled aggregates. Table 5 shows the mix proportioning
160 used and the admixture amount used to achieve fluid consistencies, between 100-150 mm in the concrete
161 slump test (S3 class following the BS EN 206:2013 standard, [45]).

162

163 The concrete specimens were produced and cured following UNE EN 12390-2:2001 [46] regulations and
164 were manually compacted using a steel rod. The concrete specimens were then covered with a plastic
165 sheet and air-cured for the first 24 hours. After 24 hours of casting, the specimens were demoulded and
166 then stored in a humidity room and kept at 21°C and 95% humidity until the test ages were reached.

167 **2.3 Tests of concrete properties**

168 2.3.1 Fresh state properties

169

170 The setting time and shrinkage tests conducted using 0% and 100% replacement ratios were carried out
171 in order to analyse the most critical cases.

172 *Setting time*

173 The setting times of the concrete mixtures were determined in accordance with ASTM C 403 [47]. Initial
174 and final setting times are defined as the times at which the penetration resistance reaches values of 3.5
175 and 27.6 MPa, respectively. The fresh concrete was sieved, immediately after concrete mixing, using a 5
176 mm sieve and the resulting mortar was cast in a prismatic mould of 100x100x400 mm. The test was
177 performed by measuring the strength required for the appropriate needle to penetrate 25 mm into the
178 testing mortar. The specimens were kept in constant environment conditions of 20°C and 70% relative
179 humidity during the testing period in order to reduce the effects of the temperature variations.

180

181 *Plastic shrinkage*

182 The plastic shrinkage phenomenon is caused by the loss of water through evaporation or suction during
183 the plastic state of the concrete. A volume reduction on the concrete's surface as well as the appearance of
184 surface cracks (in the case of restrained concrete) are caused by plastic shrinkage, which is proportional to

185 the rate of water loss. This phenomenon basically depends on the relative temperature, humidity and wind
186 speed of the environment [33].

187 The setup for the plastic shrinkage test is based on previous studies performed by Saliba et al. [48]. The
188 mould used in this test was a square prism with an inner size of 600 x 150 x 150 mm, the internal sides
189 being covered by Teflon. Both squared-bases of the prismatic mould were attached to the concrete
190 specimen by embedding four 50 mm-long steel bars. While one base was fixed to the rest of the mould,
191 the other could move without obstruction and free of friction due to the Teflon covering. An LVDT was
192 used to measure the displacement of the mobile base, which was dragged along by the concrete specimen
193 while shrinking. The test was conducted in a static climatic chamber with a constant temperature of 20°C
194 and relative humidity of 50% and no-wind condition. Two specimens were tested for each concrete batch
195 and the top surface was not covered in order to permit water evaporation.

196 2.3.2 Hardened state properties

197 *Physical properties*

198 Physical properties were measured according to ASTM C 642 “Standard Test Method [49] for Density,
199 Absorption and Voids in Hardened Concrete” at 28 days after casting. Three cubic specimens were used
200 in this test for each concrete mixture produced.

201

202 *Mechanical properties*

203 The compressive strength, flexural strength and modulus of elasticity were determined in all concretes.
204 The compressive strength was measured at the ages of 7 and 28 days following BS-EN 12390-3:2009
205 specifications [50]. Three 100mm cubic specimens were used for each testing age. The flexural strength
206 and modulus of elasticity were determined after 28 days of casting in accordance with BS-EN 12390-
207 6:2010 [51] and BS-EN 12390-13:2014 [52] specifications, respectively. The flexural strength and
208 modulus of elasticity of each concrete mixture were determined via the testing of three prismatic
209 laboratory specimens of 100x100x400 and three cylindrical core specimens $\phi 100 \times 200$ mm, respectively.
210 The testing of the concretes’ mechanical properties was carried out via the use of a compression machine
211 with a loading capacity of 3000kN.

212

213

214 *Drying shrinkage*

215 It is known that autogenous shrinkage is more relevant in concretes with low water-binder ratio and with
216 high amounts of cement such as high-performance concrete, in which self-desiccation is much greater
217 than that found in normal strength concrete [53]. In this work, due to the use of normal mixtures and
218 hardened concrete properties, the concretes’ drying shrinkage was determined. Drying shrinkage depends
219 on the age of the concrete when the drying starts, specimen dimension and external parameters, such as
220 relative humidity and temperature. Three prism specimens of 70 x 70 x 285 mm taken from each concrete
221 were prepared for the measuring of the drying shrinkage in accordance with ASTM C 596-07
222 specifications [54]. The concrete specimens were cured in their moulds for 24 h, during which time they

223 were covered in plastic sheeting to prevent water evaporation. The specimens were then demoulded and
224 cured in lime-saturated water for 48 h. At the age of 72 h, the specimens were removed from the water,
225 wiped dry with a damp cloth and their length immediately tested. The specimens were then placed in a
226 climatic chamber for 25 days, where length comparison tests were taken at 4, 11, 18, and 25 days. The
227 climatic chamber was kept at constant temperature of 20°C and 50% humidity, according to ASTM C
228 157-03 [55].

229

230 **3 RESULTS AND DISCUSSION**

231 **3.1 Fresh state properties**

232 3.1.1 Setting time

233 A setting time test was conducted on concretes with MRA replacement ratios of 0% and 100% for all the
234 series and its results are shown in Table 6. The use of MRA produced similar initial setting times and
235 considerably longer final setting times than those of natural aggregates for a given concrete series. The
236 RAC with 100% of MRA produced on average a 10% longer final setting times than NAC concretes.
237 According to Pepe et al. [56], it was found that the extra amount of water in RAC plays a significant role
238 on the the hydration process of the cement, which could in fact influence the setting time. The water
239 content available in the mixture modifies the hydration process with the resulting possible delay in the
240 setting time. Consequently the higher water content in the RACs had a slight influence on increasing its
241 setting time with respect to that of NAC concrete.

242 Initial and final setting times of concretes produced using seawater were reduced in averages of 21% and
243 16%, respectively with respect to those of concretes produced employing freshwater. Such reductions
244 being within a lower range than those found by Ghorab et al.[57] or Kaushik and Islam [58] whose
245 results on seawater use showed 25% and 30% lower initial and final setting times, respectively. The
246 higher presence of chloride in seawater clearly influenced the acceleration of the cement hydration. JCI
247 [59] estimates that such a difference in the setting time caused by the type of mixing water could be a
248 result of the hydration acceleration effect of NaCl contained in seawater. As stated by Neville [33] the
249 action of sodium cchloride is similar to that of calcium chloride but is of lower intensity. It is known [33,
250 60, 61] that the presence of CaCl₂ increased the combined water content of the pastes, accelerating the
251 hydration of the calcium silicates, mainly C3S, by formation of “innert product” calcium silicate hydrate
252 (CSH). This reduction in the concretes’ setting time using seawater it is a fact corroborated by many other
253 previously stated studies [27, 57, 58, 62, 63].

254 The use of BFS cement instead of just OPC produced significant delays of 35% in the initial, and 31% in
255 the final setting times when freshwater was used for concrete production, however, the initial setting time
256 of both BFS and OPC concretes was similar to that of when seawater was employed. The chloride ions of
257 seawater had a higher influence on the calcium silicate within the BFS cement. The BFS cements had a
258 lower volume of calcium silicate than that of the OPC cement, consequently the increase in the amounts
259 of slag used had the effect of increasing the seawater’s influence on the setting time, as also stated by

260 other researchers [33, 64]. The final setting time took longer in BFS concretes than in OPC. However, the
261 use of seawater also decreased the BFS concretes' setting times.

262 3.1.2 Plastic shrinkage

263 Figure 2 shows the results from testing horizontal plastic strain due to plastic shrinkage. The plastic strain
264 results are graphed up to seven and a half hours, which was longer than the highest final setting time. The
265 plastic shrinkage strain increased over a period of 4-5 hours before finally stabilizing at an almost
266 constant value until final setting time. The stabilization occurred earlier than those times recorded in other
267 studies [48, 65] as a result of lower water-cement ratios or more severe atmospheric conditions.

268 Concretes produced with natural aggregates and freshwater achieved the highest plastic shrinkage strain
269 of 405-430 $\mu\epsilon$. Such strains were lower than those found by other authors [48, 65, 66] and significantly
270 lower than that proposed by Baghabra Al-Amoudi et al. [65] as a threshold strain value (1100 $\mu\epsilon$) which
271 could result in plastic shrinkage cracking. The use of recycled aggregates in concrete reduced plastic
272 shrinkage strains and this was more evident when BFS cement was used for concrete production. MRA
273 concretes showed 20% and 81% lower values than those obtained from the natural aggregate concretes
274 produced with OPC and BFS cement, respectively. However, concrete produced with BFS cement and
275 natural aggregates showed similar results to those of the concrete produced with OPC cement. The use of
276 seawater produced lower plastic shrinkage, an influence which was even more apparent in RACs.

277 According to Won et al. [67] plastic shrinkage strain occurs as a result of the absence of sufficient
278 bleeding water, which would act as a substitute for the evaporated water. Moreover, according to Shaelis
279 and Hover [68], concretes containing high water amounts, while having the potential for greater
280 volumetric shrinkage than mixtures with lower water content, actually show lower plastic shrinkage. RAC
281 also had a high total water amount due to the MRA aggregates being used in a saturated condition. In
282 effect, MRA represents an important internal curing agent due to its high water quantity and can act as a
283 water supply in case of water deficit. The reduction of plastic shrinkage observed in the comparative tests
284 carried out on the seawater concretes can be attributed to both a faster achievement of tensile strength to
285 overcome the internal tensions [68] and the reduction of pore size distribution which allowed reductions
286 on the capillary pore pressure [48].

287 3.2 Hardened state properties

288 Both physical and mechanical properties were determined in the concretes produced employing the four
289 percentages of MRA on substitution of natural aggregates (0%, 25%, 50% and 100%).

290 3.2.1 Physical properties

291 The results obtained from testing dry density, water absorption and permeable porosity are shown in
292 Table 7. Only NAC and RAC-25 concretes achieved dry-density values higher than 2.30 kg/dm³, which is
293 the minimum required according to the Port of Barcelona's Technical Requirements Specification for the
294 production of concrete dyke blocks. As certain authors have previously stated [3,19, 69], the use of
295 recycled aggregates significantly reduces the density of the hardened concrete. The concrete produced
296 with 100% of coarse MRA achieved 9% lower density than NAC concrete, which is consistent with the
297 results found in other studies [18–20]. In those cases, the density loss percentages were between 8-12%

298 when a high amount of MRA was used. The results from dry-density appear to be more sensitive to the
299 amount of MRA employed than to the type of cement or water used.

300 The lowest water absorption capacity for a given ratio of aggregate replacement was achieved by the
301 concretes produced employing seawater and BFS cement. It was observed that an increase of MRA
302 content greatly influenced water absorption (see Table 3). The water absorption capacity of concretes
303 produced using 100% of MRA being between 62-97% higher than those of NAC for a given series.

304 As stated in other researcher works [59, 63], the use of seawater reduced the water absorption and
305 porosity in all concretes. In particular, results determined that the use of seawater in concretes produced
306 with OPC and BFS cement reduced the water absorption on average by 13% and 8%, respectively.

307 The use of BFS cement produced notable water-absorption reductions. Several studies have stated that
308 cement containing BFS as a partial replacement of ordinary Portland cement (OPC) has the effect of
309 generating densification on the binder matrix which in turn generates reductions on the permeability and
310 porosity of hardened concretes [35, 70, 71]. Also, certain researchers [30, 72, 73] argued that the
311 deposition of ettringite and the ingress of chlorides can produce the solid phase Friedel's salt at a larger
312 size that precipitates in the pores. As a consequence, the porosity as well as the permeability of the
313 concrete is reduced. However, in our research work there was not evidence of expanded material (see
314 Figure 3). The salt accumulation could have influence on the reduction of concrete's absorption capacity.

315

316 3.2.2 Mechanical properties

317 *Compressive strength*

318 Table 8 shows the compressive strength results of concretes tested at 7 and 28 days for each series. NAC
319 concretes achieved the highest compressive strength in each series. The concretes produced with 100% of
320 MRA suffered the highest reduction in compressive strength with respect to that of NAC concrete.
321 Concretes produced employing seawater obtained a higher compressive strength than those produced with
322 freshwater.

323 However, at 28 days of age, all concretes fulfilled the Port of Barcelona's Technical Requirements
324 Specifications of (30 MPa) minimum compressive strength, in compliance with their use in the
325 production of plain concrete dyke blocks.

326 Concretes produced with 25% MRA showed, on average for each series, 12% lower compressive strength
327 after 7 days, than those achieved by natural aggregate concretes. The increase of MRA content to 50%
328 and 100% produced, on average, 22% and 42% compressive strengths losses, respectively. Concretes
329 produced with OPC, at 28 days of age, showed similar compressive strength losses to those found after 7
330 days. However, concretes produced using MRA with BFS cement showed lower compressive strength
331 reductions; the compressive strength of concretes produced employing 25%, 50% and 100% of coarse
332 MRA reduced by 6%, 15% and 33%, respectively with respect to NAC concrete after 28 days of curing.
333 These compressive strength reductions are in a higher range than those described in other studies
334 [14,17,19,20]. According to Silva et al. [5], the quality of the recycled aggregates containing mortar and
335 ceramic particles is a determining parameter on compressive strength behaviour.

336 As can be observed in Figure 4, the compressive strength gains were higher in RACs, especially in
337 concretes produced with BFS cement. The compressive strength gains of NAC from series 3FW
338 (concretes produced with BFS and freshwater) and 3SW (concretes produced with BFS and seawater)
339 ranged between 21-25% while RAC ranged between 27-30%. As stated by Kou et al. [74, 75], the
340 compressive strength gains of recycled aggregate concrete prepared with mineral admixtures were also
341 higher, these gains might be attributed to the nature of RA used. Generally RA are more porous than
342 natural aggregates. When concrete containing RA are prepared with the use of mineral admixtures, two
343 possible mechanisms may enhance the properties of the concrete produced: (1) part of the mineral
344 admixtures would penetrate into the pores of RA, which would subsequently improve the interfacial
345 transition zone (ITZ) bonding between the paste and the aggregates; (2) cracks originally present in the
346 aggregates would be filled by hydration products.

347 As detailed in Figure 4, the water type used had no influence on the increase of compressive strength over
348 a period of 7-28 days.

349 With respect to the use of seawater for concrete production, various comparative studies [30,32, 58,76]
350 have exposed similar performance results with regard to the initial higher compressive strength of
351 seawater concrete compared to that of freshwater. This fact according to the authors has a consequence of
352 lower strength developments. In our case, the initial and final compressive strength of concretes produced
353 employing seawater was higher than those produced with freshwater. This was due to its denser cement
354 matrix [35, 70, 71]. The porosity of concretes produced employing seawater was lower than in the
355 concretes produced with freshwater (see Table 7). However, unlike the comparative studies previously
356 mentioned, in this case the development of the compressive strength was similar to that of concretes
357 produced with seawater or freshwater.

358

359 *Flexural strength*

360 Table 8 shows that concretes produced with MRA had similar or even higher flexural strength than
361 natural aggregates concretes. The reason for this higher flexural strength is that it has a higher dependence
362 on the aggregates' properties (maximum particle size, particle shape or flakiness index) and on the quality
363 of the interfacial transition zone (ITZ) than on the compressive strength [33]. The RAC's enhanced
364 performance in flexural strength can be attributed to slightly lower grading size distribution and to the
365 quality of the ITZ whose improvement via the use of recycled aggregates has been reported by various
366 authors [77, 78].

367 An analysis of the flexural strength results contained in Table 8, shows that the concretes from series
368 3SW, produced using BFS cement and seawater, achieved the highest flexural strength for each
369 replacement ratio. However, the cement type proved to have a higher influence on the flexural strength
370 than the water type used in the concrete mix. Test results concluded that after 28 days the concretes
371 produced employing BFS cement had on average between 11% and 18% higher flexural strengths than
372 those produced with OPC using fresh and seawater, respectively. The use of seawater produced similar
373 flexural strength results to those of concretes produced with freshwater when using OPC. However in the

374 case of BFS cement the flexural strength values of the seawater concretes increased by 5% on average in
375 comparison to those of the flexural strength achieved by concretes mixed with freshwater.

376 *Modulus of elasticity*

377 The results of the modulus of elasticity of each type of concretes are shown in Table 8. The modulus of
378 elasticity of the concrete is proportional to the modulus of elasticity of the aggregates themselves, which
379 in turn is dependent on the aggregates own density, as exposed by Lydon and Balendran [79]. A
380 comparative study between NAC concrete and MRA concrete revealed that the use of MRA in concrete
381 production resulted in a drop in the modulus of elasticity. This drop was due to the fact that the mixed
382 recycled aggregates had a lower density than those of the natural aggregates. Test results determined that
383 there was an average modulus of elasticity drop of 11%, 18% and 36%, respectively when replacement
384 ratios were increased to 25%, 50% and 100%. These reductions are in accordance with those results
385 documented in Martinez-Lage et al. [20] and Gonzalez-Corominas and Etxeberria [19] in concretes
386 produced with high replacement ratios of MRA. The results for each replacement ratio showed that,
387 concretes produced with BFS cement and seawater achieved the highest modulus of elasticity, this was
388 the results of a higher development of the cement matrix hydration, a fact also observed in the density and
389 permeable pore test.

390 3.2.3 Drying shrinkage

391 The drying shrinkage test measurements began 3 days after casting. Figure 5 shows the negative influence
392 of the use of high percentages of MRA on the drying shrinkage of concretes. While NAC concretes
393 showed drying shrinkage strains between 261-403 $\mu\epsilon$ after 28 days of casting, RACs reached between
394 422-814 $\mu\epsilon$. A comparative study of the drying shrinkage results obtained between NAC and MRA
395 concrete revealed that the concretes produced with 100% of MRA increased the values obtained on
396 average by 65% using OPC cement and 110% using BFC cement. These results are in accordance with
397 results obtained by other authors [10,21,24, 80-83] which emphasised that recycled aggregates increased
398 drying shrinkage. Kou and Poon [81] also stated that the mortar adhered to the recycled aggregate
399 contributed to an increase in the total cement mortar volume, resulting in increasing strain from drying
400 shrinkage. Dhir et al. [21] attributed the higher drying shrinkage to the lower modulus of elasticity of
401 recycled aggregates, which results in the production of lower movement restriction. Silva et al. [25] also
402 defined that the modulus elasticity of concrete is a parameter that should be considered when estimating
403 the shrinkage of concrete, especially when considering RAC.

404 Nevertheless, an analysis of the results obtained in this study on the drying shrinkage strains from RAC
405 demonstrated that they were in a higher range than those found in the literature review concerning
406 concretes produced with recycled concrete aggregates [80-82] and even MRA [10, 83,84]. Many studies
407 [10, 24,33,63, 65, 81, 83] agree that cement/water ratio and aggregate content have an influence on the
408 drying shrinkage. The drying shrinkage increase observed by the use of BFS cement was attributed to the
409 lower density of BFS cement as well as the delayed strength gain which reduced movement restrictions
410 [85].

411

412 As can be observed from the test results exposed in Figure 5, the RAC concretes showed significantly
413 higher mass losses than those performed by NAC. The high porosity of MRA particles resulted in the
414 containing of a high proportion of water susceptible to evaporation, which in turn produced the high
415 drying shrinkage values.

416 The use of seawater produced slight increases with respect to drying shrinkage strains as certain
417 researchers also stated [79, 86], however, it did not have a significant influence on the mass loss. The
418 behaviour detected could, in all probability, be caused by the earlier and enhanced binder hydration
419 resulting from the higher presence of chlorides.

420

421

422 **4. CONCLUSIONS**

423 The following conclusions can be made based on the results of this study:

424 According to fresh state properties of concretes:

- 425 - The concrete's setting time was increased by using recycled aggregates, as those aggregates
426 contained a higher amount of absorbed water than natural aggregates. The setting time was
427 reduced by using seawater which produced a quick initial setting.
- 428 - The low initial hydration process of BFS cement, combined with seawater and recycled
429 aggregates achieved a similar initial and final setting instant to that of conventional concrete
430 produced with OPC cement, freshwater and natural aggregates.
- 431 - The plastic shrinkage was lower when concretes were produced employing recycled aggregates
432 and seawater. The concretes produced with BFS cement employing recycled aggregates
433 achieved the lowest plastic shrinkage.

434 According to hardened state properties of concretes:

- 435 - The use of recycled aggregates increase the absorption capacity of concretes, however this can
436 be reduced by means of using BFS cement with seawater in concrete production.
- 437 - The compressive strength and the modulus of elasticity were notably reduced by increasing the
438 MRA content in concrete production. However the use of MRA produced higher or similar
439 results in flexural strength to those of conventional concrete. Seawater combined with BFS
440 cement improved mechanical properties, the cement type being more influential than the water
441 type used. Concrete produced with MRA and BFS cements achieved the highest compressive
442 strength gain.
- 443
- 444 - The use of mixed recycled aggregates (MRA) as well as BFS cement increased the drying
445 shrinkage of the concrete. The same happened when seawater was employed for concrete
446 production.

447

448 The use of MRA in high replacement ratios had a significantly negative influence on most of the physical,
449 mechanical and shrinkage properties, with the exception of setting time, plastic shrinkage and flexural
450 strength.

451

452 Nevertheless, MRA use in combination with BFS cement and seawater considerably improved the
453 concrete's properties. However, the influence of the water type was, in most cases, less significant
454 than that of the cement type.

455 **Acknowledgement**

456 The authors wish to acknowledge the financial support of The Ministry of Economy and Competitiveness
457 of the Government of Spain (MINECO) for providing funds for the INNPACT project (IPT-2012-1093-
458 310000) and the European Regional Development Fund (FEDER).

459 **References**

- 460 [1] Eurostat. Waste statistics in Europe. URL: <http://epp.eurostat.ec.europa.eu/>, (n.d.).
461 [2] European Parliament, directive 2008/98/EC of the European Parliament and of the council of 19
462 November 2008 on waste and repealing certain directives (text with EEA relevance), Off. J. Eur.
463 Union. 312 (n.d.) 3–30.
464 [3] F. Agrela, M. Sánchez de Juan, J. Ayuso, V.L. Geraldes, J.R. Jiménez, Limiting properties in the
465 characterisation of mixed recycled aggregates for use in the manufacture of concrete, *Constr.*
466 *Build. Mater.* 25 (2011) 3950–3955. doi:10.1016/j.conbuildmat.2011.04.027.
467 [4] S.C. Angulo, P.M. Carrijo, A.D. Figueiredo, A.P. Chaves, V.M. John, On the classification of
468 mixed construction and demolition waste aggregate by porosity and its impact on the mechanical
469 performance of concrete, *Mater. Struct.* 43 (2010) 519–28.
470 [5] R.V. Silva, J. de Brito, R.K. Dhir, Properties and composition of recycled aggregates from
471 construction and demolition waste suitable for concrete production, *Constr. Build. Mater.* 65
472 (2014) 201–217. doi:10.1016/j.conbuildmat.2014.04.117.
473 [6] BS-8500. Concrete – complementary British Standard to BS EN 206-1 – Part 2: specification for
474 constituent materials and concrete, UK: British Standards Institution, 2006.
475 [7] NBR-15.116. Recycled aggregate of solid residue of building constructions – requirements and
476 methodologies., Brazil: Brazilian norm, 2005.
477 [8] DIN 4226-100: 2002-2: “Aggregates for mortar and concrete, Part 100: Recycled aggregates,”
478 Germany. (2002).
479 [9] LNEC E 471 “Guideline for the use of recycled coarse aggregates in hydraulic binders’ concrete”
480 (in Portuguese), Natl. Lab. Civ. Eng. Port. (2006).
481 [10] C. Hoffmann, S. Schubert, A. Leemann, M. Motavalli, Recycled concrete and mixed rubble as
482 aggregates: Influence of variations in composition on the concrete properties and their use as
483 structural material, *Constr. Build. Mater.* 35 (2012) 701–709.
484 doi:10.1016/j.conbuildmat.2011.10.007.
485 [11] M. Martín-Morales, M. Zamorano, A. Ruiz-Moyano, I. Valverde-Espinosa, Characterization of
486 recycled aggregates construction and demolition waste for concrete production following the
487 Spanish Structural Concrete Code EHE-08, *Constr. Build. Mater.* 25 (2011) 742–748.
488 doi:10.1016/j.conbuildmat.2010.07.012.
489 [12] M. Etxeberria, A. Gonzalez-Corominas, I. Valero, Application of low-grade recycled aggregates
490 for non-structural concrete production in Barcelona city, in: *Int. Conf. Sustain. Constr. Mater.*
491 *Technol., Committees, SCMT3, Kyoto, Japan, n.d august 2013.*
492 [13] M.G. Beltrán, A. Barbudo, F. Agrela, A.P. Galvín, J.R. Jiménez, Effect of cement addition on the
493 properties of recycled concretes to reach control concretes strengths, *J. Clean. Prod.* 79 (2014)
494 124–133. doi:10.1016/j.jclepro.2014.05.053.
495 [14] B. Mas, A. Cladera, T. del Olmo, F. Pitarch, Influence of the amount of mixed recycled
496 aggregates on the properties of concrete for non-structural use, *Constr. Build. Mater.* 27 (2012)
497 612–622. doi:10.1016/j.conbuildmat.2011.06.073.

- 498 [15] J.R. Jiménez, J. Ayuso, F. Agrela, M. López, A.P. Galvín, Utilisation of unbound recycled
499 aggregates from selected CDW in unpaved rural roads, *Resour. Conserv. Recycl.* 58 (2012) 88–
500 97. doi:10.1016/j.resconrec.2011.10.012.
- 501 [16] J.R. Jiménez, J. Ayuso, A.P. Galvín, M. López, F. Agrela, Use of mixed recycled aggregates with
502 a low embodied energy from non-selected CDW in unpaved rural roads, *Constr. Build. Mater.* 34
503 (2012) 34–43. doi:10.1016/j.conbuildmat.2012.02.042.
- 504 [17] C. Medina, W. Zhu, T. Howind, M.I. Sánchez de Rojas, M. Frías, Influence of mixed recycled
505 aggregate on the physical – mechanical properties of recycled concrete, *J. Clean. Prod.* 68 (2014)
506 216–225. doi:10.1016/j.jclepro.2014.01.002.
- 507 [18] M.G. Beltrán, F. Agrela, A. Barbudo, J. Ayuso, A. Ramírez, Mechanical and durability properties
508 of concretes manufactured with biomass bottom ash and recycled coarse aggregates, *Constr.*
509 *Build. Mater.* 72 (2014) 231–238. doi:10.1016/j.conbuildmat.2014.09.019.
- 510 [19] A. Gonzalez-Corominas, M. Etxeberria, Properties of high performance concrete made with
511 recycled fine ceramic and coarse mixed aggregates, *Constr. Build. Mater.* 68 (2014) 618–626.
512 doi:10.1016/j.conbuildmat.2014.07.016.
- 513 [20] I. Martínez-Lage, F. Martínez-Abella, C. Vázquez-Herrero, J.L. Pérez-Ordóñez., Properties of
514 plain concrete made with mixed recycled coarse aggregate, *Constr. Build. Mater.* 37 (2012) 171–
515 176. doi:10.1016/j.conbuildmat.2012.07.045.
- 516 [21] R.K. Dhir, K.A. Paine, J. de Brito, M. Etxeberria, N.Y. Ho, C.S. Poon, et al., Use of recycled and
517 secondary aggregates in concrete: engineering and environmental considerations, in: UKIERI
518 *Concr. Congr. "New Dev. Concr. Constr.", Shroff Pub & Dist. Pvt. Ltd, Delhi, 2011: pp. 157–182.*
- 519 [22] J.M. Gómez-Soberón, Shrinkage of concrete with replacement of aggregate with recycled
520 concrete aggregate, *ACI Spec. Publ.* 209 (2009) 475–496.
- 521 [23] G. Fathifazl, A. Ghani Razaqpur, O. Burkan Isgor, A. Abbas, B. Fournier, S. Foo, Creep and
522 drying shrinkage characteristics of concrete produced with coarse recycled concrete aggregate,
523 *Cem. Concr. Compos.* 33 (2011) 1026–1037. doi:10.1016/j.cemconcomp.2011.08.004.
- 524 [24] S.C. Kou, C.S. Poon, D. Chan, Influence of fly ash as a cement replacement on the properties of
525 recycled aggregate concrete, *J. Mater. Civ. Eng.* 19 (2007) 709–17.
- 526 [25] R.V. Silva, J. de Brito, R.K. Dhir, Prediction of the shrinkage behavior of recycled aggregate
527 concrete: A review, *Construction and Building Materials* 77 (2015) 327–339
- 528 [26] RILEM, Specifications for concrete with recycled aggregates, *Mater. Struct.* 27 (1994) 557–9.
- 529 [27] T. Nishida, N. Otsuki, H. Ohara, Z.M. Garba-Say, T. Nagata, Some Considerations for
530 Applicability of Seawater as Mixing Water in Concrete, *J. Mater. Civ. Eng.* (2013) B4014004.
531 doi:10.1061/(ASCE)MT.1943-5533.0001006.
- 532 [28] IS 456-2000 Plain and Reinforced Concrete - Code of Practice, Indian Stand. (2000).
- 533 [29] EHE. Instrucción del hormigón estructural (Spanish Concrete Structural Code), (2008).
- 534 [30] T.U. Mohammed, H. Hamada, T. Yamaji, Performance of seawater-mixed concrete in the tidal
535 environment, *Cem. Concr. Res.* 34 (2004) 593–601. doi:10.1016/j.cemconres.2003.09.020.
- 536 [31] N. Otsuki, T. Saito, Y. Tadokoro, Possibility of Sea Water as Mixing Water in Concrete, *Journal*
537 *of Civil Engineering and Architecture.* 6 (2012) 1273–1279.
- 538 [32] Z. Shi, Z. Shui, Q. Li, H. Geng, Combined effect of metakaolin and sea water on performance and
539 microstructures of concrete, *Constr. Build. Mater.* 74 (2015) 57–64.
540 doi:10.1016/j.conbuildmat.2014.10.023.
- 541 [33] A.M. Neville, *Properties of Concrete*, 4th ed., 1995.
- 542 [34] P. Hewlett, *Lea's Chemistry of Cement and Concrete*, 4th ed., Butterworth-Heinemann, 2004.
- 543 [35] C. Arya, Y. Xu, Effect of cement type on chloride binding and corrosion of steel in concrete,
544 *Cem. Concr. Res.* 25 (1995) 893–902. doi:10.1016/0008-8846(95)00080-V.
- 545 [36] BS-EN 933-1:2012. Tests for geometrical properties of aggregates. Determination of particle size
546 distribution. Sieving method, 2012 ISBN 9780580744327
- 547 [37] BS-EN 933-11:2009, Tests for geometrical properties of aggregates. Classification test for the
548 constituents of coarse recycled aggregate, 2009 ISBN 978 0 580 68324 4
- 549 [38] M. Etxeberria; A. Gonzalez, I. Valero, Application of low grade recycled aggregates for
550 nonstructural concrete production in the city of Barcelona, Third International Conference on
551 Sustainable Construction Materials and Technologies set for Kyoto, Japan, August 2013
- 552 [39] BS EN 1097-6:2013, Tests for mechanical and physical properties of aggregates. Determination of
553 particle density and water absorption, ISBN 978 0 580 71032 2, 2013.
- 554 [40] BS EN 1097-2:2010, Tests for mechanical and physical properties of aggregates. Methods for the
555 determination of resistance to fragmentation, ISBN 978 0 580 68252 0, 2010
- 556 [41] BS EN 933-3:2012, Tests for geometrical properties of aggregates. Determination of particle shape.
557 Flakiness index, ISBN 978 0 580 74433 4, 2012

558

559 [42] J. Bolomey, Granulation et prévision de la résistance probable des bétons, Travaux. 19 (1935).

560 [43] M. Fernández Cánovas, Concrete, 7th editio, Colegio de Ingenieros de Caminos, Canales y

561 Puertos. (in Spanish)., 2004.

562 [44] C.S. Poon, Z.H. Shui, L. Lam, H. Fok, S.C. Kou, Influence of moisture states of natural and

563 recycled aggregates on the slump and compressive strength of concrete, Cem. Concr. Res. 34

564 (2004) 31–36. doi:10.1016/S0008-8846(03)00186-8.

565 [45] BS EN 206:2013, Concrete. Specification, performance, production and conformity, ISBN 978 0 580

566 85966 3, 2014

567 [46] BS EN 12390-2:2009, Testing hardened concrete. Making and curing specimens for strength tests,

568 ISBN 978 0 580 58796 2, 2009

569 [47] ASTM C403 / C403M – 08, Standard Test Method for Time of Setting of Concrete Mixtures by

570 Penetration Resistance, DOI: 10.1520/C0403_C0403M-08, 2008

571 [48] J. Saliba, E. Rozière, F. Grondin, a. Loukili, Influence of shrinkage-reducing admixtures on

572 plastic and long-term shrinkage, Cem. Concr. Compos. 33 (2011) 209–217.

573 doi:10.1016/j.cemconcomp.2010.10.006.

574 [49] ASTM C642 – 13, Standard Test Method for Density, Absorption, and Voids in Hardened Concrete,

575 DOI: 10.1520/C0642-13, 2013

576 [50] BS EN 12390-3:2009, Testing hardened concrete - Part 3: Compressive strength of test specimens,

577 ISBN 978 0 580 76658 9, 2009

578 [51] BS EN 12390-6:2009, Testing hardened concrete. Tensile splitting strength of test specimens, ISBN

579 978 0 580 67068 8, 2009

580 [52] BS EN 12390-13:2013, Testing hardened concrete. Determination of secant modulus of elasticity in

581 compression, ISBN 978 0 580 78114 8, 2013

582 [53] M.S. Meddah, R. Sato, Effect of curing methods on autogenous shrinkage and self-induced stress

583 of high-performance concrete, ACI Mater. J. 107 (2010) 65–74.

584 [54] ASTM C596 – 09, Standard Test Method for Drying Shrinkage of Mortar Containing Hydraulic

585 Cement, DOI: 10.1520/C0596-09E01, 2009

586 [55] ASTM C157 / C157M - 08(2014), Standard Test Method for Length Change of Hardened Hydraulic-

587 Cement Mortar and Concrete, DOI: 10.1520/C0157_C0157M-08R14E01, 2014

588 [56] M. Pepe, E.A.B. Koenders, C. Faella, E. Martinelli, Structural concrete made with recycled

589 aggregates: Hydration process and compressive strength models, Mech. Res. Commun. 58 (2014)

590 139–145. doi:10.1016/j.mechrescom.2014.02.001.

591 [57] H.Y. Ghorab, H.Y. Hilall, E.A. Kishar, Effect of mixing and curing waters on the behaviour of

592 cement pastes and concrete. Part 1: Microstructure of cement pastes, Cem. Concr. Res. 19 (1989)

593 868–878.

594 [58] S.K. Kaushik, S. Islam, Suitability of sea water for mixing structural concrete exposed to a marine

595 environment, Cem. Concr. Compos. 17 (1995) 177–185. doi:10.1016/0958-9465(95)00015-5.

596 [59] JCI, Japan Concrete Institute , JCI technical Committee Report on the Use of Seawater in Concrete,

597 2015, ISBN978-4-86384-067-6-C3050

598 [60] Juenger MCG, Monteiro PJM, Gartner EM, Denbeaux GP. A soft Xray microscope investigation

599 into the effects of calcium chloride on tricalcium silicate hydration. Cement and Concrete

600 Research 2005;35(1):19e25.

601 [61] Essam A. Kishar, Doaa A. Ahmed, Maha R. Mohammed, Rehab Noury, Effect of calcium chloride

602 on the hydration characteristics of ground clay bricks cement pastes, beni-suef university journal

603 of basic and applied sciences 2 (2013) 20-30

604 [62] Z. Shi, Z. Shui, Q. Li, H. Geng, Combined effect of metakaolin and sea water on performance and

605 microstructures of concrete, Constr. Build. Mater. 74 (2015) 57–64.

606 doi:10.1016/j.conbuildmat.2014.10.023.

607 [63] Miren Etxeberria, Jesus Manuel Fernandez, Jussara Limeira, Secondary aggregates and seawater

608 employment for sustainable concrete dyke blocks production: Case study, Construction and

609 Building Materials, Volume 113, 15 June 2016, Pages 586–595

610 [64] N.K. Lee, H.K. Lee, Setting and mechanical properties of alkali-activated fly ash/slag concrete

611 manufactured at room temperature, Constr. Build. Mater. 47 (2013) 1201–1209.

612 doi:10.1016/j.conbuildmat.2013.05.107.

613 [65] O.S. Baghabra Al-Amoudi, M. Maslehuddin, T.O. Abiola, Effect of type and dosage of silica

614 fume on plastic shrinkage in concrete exposed to hot weather, Constr. Build. Mater. 18 (2004)

615 737–743. doi:10.1016/j.conbuildmat.2004.04.031.

- 616 [66] O.S. Baghabra Al-Amoudi, T.O. Abiola, M. Maslehuddin, Effect of superplasticizer on plastic
617 shrinkage of plain and silica fume cement concretes, *Constr. Build. Mater.* 20 (2006) 642–647.
618 doi:10.1016/j.conbuildmat.2005.02.024.
- 619 [67] J.P. Won, S.H. Kim, S.J. Lee, S.J. Choi, Shrinkage and durability characteristics of eco-friendly
620 fireproof high-strength concrete, *Constr. Build. Mater.* 40 (2013) 753–762.
621 doi:10.1016/j.conbuildmat.2012.11.028.
- 622 [68] C. Shaeles, K. Hover, Influence of mix proportions and construction operations on plastic
623 shrinkage cracking in thin slabs, *ACI Mater. J.* 85 (1988) 495–504.
- 624 [69] D. Matias, J. de Brito, A. Rosa, D. Pedro, Mechanical properties of concrete produced with
625 recycled coarse aggregates – Influence of the use of superplasticizers, *Constr. Build. Mater.* 44
626 (2013) 101–109. doi:10.1016/j.conbuildmat.2013.03.011.
- 627 [70] M.V.A. Florea, H.J.H. Brouwers, Chloride binding related to hydration products, *Cem. Concr.*
628 *Res.* 42 (2012) 282–290. doi:10.1016/j.cemconres.2011.09.016.
- 629 [71] M.V. a. Florea, H.J.H. Brouwers, Modelling of chloride binding related to hydration products in
630 slag-blended cements, *Constr. Build. Mater.* 64 (2014) 421–430.
631 doi:10.1016/j.conbuildmat.2014.04.038.
- 632 [72] Jun Liu, Kaifeng Tang, Qiwen Qiu, Dong Pan, Zongru Lei and Feng Xing,
633 Experimental Investigation on Pore Structure Characterization of Concrete Exposed to Water and
634 Chlorides, *Materials* 2014, 7, 6646-6659; doi:10.3390/ma7096646
- 635 [73] Keisaburo Katano, Nobufumi Takeda, Yoshikazu Ishizeki, and Keishiro Iriya, Properties and
636 Application of Concrete Made with Sea Water and Un-washed Sea Sand, *Conf. Sustain. Constr.*
637 *Mater. Technol., Committees, SCMT3, Kyoto, Japan, n.d august 2013*
- 638 [74] S.C. Kou, C.S. Poon, F. Agrela, Comparisons of natural and recycled aggregate concretes
639 prepared with the addition of different mineral admixtures, *Cem. Concr. Compos.* 33 (2011) 788–
640 795. doi:10.1016/j.cemconcomp.2011.05.009.
- 641 [75] S.C. Kou, C.S. Poon, D. Chan, Influence of fly ash as a cement addition on the properties of
642 recycled aggregate concrete, *Mater. Struct.* 41 (2008) 1191–201.
- 643 [76] M. Islam, S. Islam, M. Islam, Suitability of sea water on curing and compressive strength of
644 structural concrete, *Journal of Civil Engineering (IEB)* 40 (2012) 37–45.
- 645 [77] M. Etxeberria, E. Vázquez, A. Marí, M. Barra, Influence of amount of recycled coarse aggregates
646 and production process on properties of recycled aggregate concrete, *Cem. Concr. Res.* 37 (2007)
647 735–742. doi:10.1016/j.cemconres.2007.02.002.
- 648 [78] C.S. Poon, Z.H. Shui, L. Lam, Effect of microstructure of ITZ on compressive strength of
649 concrete prepared with recycled aggregates, *Constr. Build. Mater.* 18 (2004) 461–468.
650 doi:10.1016/j.conbuildmat.2004.03.005.
- 651 [79] F. Lydon, R. Balendran, Some observations on elastic properties of plain concrete, *Cem. Concr.*
652 *Res.* 16 (1986) 314–24.
- 653 [80] A. Domingo-Cabo, C. Lázaro, F. López-Gayarre, M.A. Serrano-López, P. Serna, J.O. Castaño-
654 Tabares, Creep and shrinkage of recycled aggregate concrete, *Constr. Build. Mater.* 23 (2009)
655 2545–2553. doi:10.1016/j.conbuildmat.2009.02.018.
- 656 [81] S.C. Kou, C.S. Poon, Enhancing the durability properties of concrete prepared with coarse
657 recycled aggregate, *Constr. Build. Mater.* 35 (2012) 69–76.
658 doi:10.1016/j.conbuildmat.2012.02.032.
- 659 [82] V. Corinaldesi, Mechanical and elastic behaviour of concretes made of recycled-concrete coarse
660 aggregates, *Constr. Build. Mater.* 24 (2010) 1616–1620. doi:10.1016/j.conbuildmat.2010.02.031.
- 661 [83] V. Corinaldesi, G. Moriconi, Influence of mineral additions on the performance of 100% recycled
662 aggregate concrete, *Constr. Build. Mater.* 23 (2009) 2869–2876.
663 doi:10.1016/j.conbuildmat.2009.02.004.
- 664 [84] V. Corinaldesi, G. Moriconi, Recycling of rubble from building demolition for low-shrinkage
665 concretes., *Waste Manag.* 30 (2010) 655–9. doi:10.1016/j.wasman.2009.11.026.
- 666 [85] R. Hooton, K. Stanish, J. Prusinski, The effect of Ground, Granulated Blast Furnace Slag (Slag
667 Cement) on the drying shrinkage of concrete - A critical review of the literature, in: *Eighth*
668 *CANMET/ACI Int. Conf. Fly Ash, Silica Fume, Slag Nat. Pozzolans Concr.*, American Concrete
669 Institute, 2004.
- 670 [86] Amusan Grace Modupeola, Festus Adeyemi Olutoge, The effect of seawater on shrinkage properties
671 of concrete, *International Journal of Research in Engineering & Technology* ISSN(E): 2321-8843;
672 ISSN(P): 2347-4599 Vol. 2, Issue 10, Oct 2014, 1-12 <http://www.impactjournals.us/index.php>
673

LIST OF TABLES

Table 1. Chemical composition of cements (%)

Table 2. Mixed recycled aggregate composition and soluble sulphates content.

Table 3. Physical properties of the aggregates.

Table 4. Chemical compositions of freshwater and seawater.

Table 5. Concrete proportioning of each mixture (Coded as: Natural aggregate concrete (NAC) and Recycled Aggregate Concrete (RAC-X), X indicates the replacement percentage of recycled aggregates. Depending on the cement type used, CEM I (1) or CEM III (3) and the water source, freshwater (FW) or seawater (SW), the corresponding initials were added at the end of the concrete code).

Table 6. Results from assessing the setting of concrete mixtures.

Table 7. Densities, water absorption and porosity of concrete mixtures.

Table 8. Mechanical property results; compressive strength, flexural strength and modulus of elasticity.

Table 1. Chemical composition of cements (%)

	Fe ₂ O ₃	MnO	TiO ₂	CaO	K ₂ O	P ₂ O ₅	SiO ₂	Al ₂ O ₃	MgO	Na ₂ O
CEM I 42.5 SR (1)	4.58	0.02	0.20	63.88	0.78	0.10	20.71	4.22	1.68	0.17
CEM III/B 42.5 L/SR (3)	1.56	0.25	0.72	49.76	0.88	0.09	28.42	8.07	6.02	0.69

Table 2. Mixed recycled aggregate composition and soluble sulphates content.

Components classification	Concrete	Bricks, tiles	Natural aggregate	Asphalt	Gypsum	Plastic and glass
MRA (%)	27.31	11.05	47.01	12.61	1.45	0.57

Table 3. Physical properties of the aggregates.

Physical properties	Natural aggregates			Mixed recycled Aggregates
	0-4 mm	4-10 mm	10-20 mm	
Density after drying (kg/dm³)	2.60	2.64	2.59	2.19
Water Absorption (%)	2.05	1.60	2.35	7.82
Abrasion resistance (%)	-	19.80	19.80	33.60
Amount of fines (<0.063mm) (%)	5.69	0.80	0.55	6.03
Flakiness Index (%)	-	7.81	10.35	18.36

Table 4. Chemical compositions of freshwater and seawater.

Element	Ca	Mg	Na	K	S	Sr	B	Cl	SO ₄	Br
Freshwater (%)	0.010	0.002	0.006	0.001	0.003	0.000	0.000	0.006	0.013	0.000
Seawater (%)	0.049	0.136	1.164	0.042	0.096	0.001	0.001	2.080	0.282	0.006

Table 5. Concrete proportioning of each mixture (Coded as: Natural aggregate concrete (NAC) and Recycled Aggregate Concrete (RAC-X), X indicates the replacement percentage of recycled aggregates. Depending on the cement type used, CEM I (1) or CEM III (3) and the water source, freshwater (FW) or seawater (SW), the corresponding initials were added at the end of the concrete code).

Concrete reference	Natural aggregates			Mixed recycled Aggregate (kg)	Cement (kg)	Total water *(kg)	Admixture (kg)	Effective water/cement ratio
	0-4 mm (kg)	4-10 mm (kg)	10-20 mm (kg)					
NAC	976	210	765	-	300	150	1.20	0.45
RAC-20	976	168	612	163	300	162	1.50	0.45
RAC-50	976	105	382	417	300	180	1.65	0.45
RAC-100	976	-	-	815	300	211	3.00	0.45

*the water absorbed by recycled aggregates is included. The MRA were humid to 90% of its water absorption capacity

Table 6. Results from assessing the setting of concrete mixtures.

Concrete Reference	Freshwater mixtures		Concrete Reference	Seawater mixtures	
	Initial setting time (hours)	Final setting time (hours)		Initial setting time (hours)	Final setting time (hours)
NAC-1FW	3.08	4.83	NAC-1SW	2.51	4.07
RC100-1FW	2.67	5.17	RC100-1SW	2.49	4.94
NAC-3FW	4.17	6.87	NAC-3SW	3.09	5.30
RC100-3FW	4.31	7.24	RC100-3SW	2.96	5.60

Table 7. Density, water absorption and porosity of concrete mixtures.

Concrete Reference	Freshwater mixtures			Concrete Reference	Seawater mixtures		
	Dry density (kg/dm ³)	Water absorption (%)	Porosity (%)		Dry density (kg/dm ³)	Water absorption (%)	Porosity (%)
NAC-1FW	2.38	2.98	7.12	NAC-1SW	2.37	2.69	6.47
RAC-20-1FW	2.32	3.19	7.46	RAC-20-1SW	2.35	3.13	7.32
RAC-50-1FW	2.23	4.19	9.49	RAC-50-1SW	2.28	3.32	7.74
RAC-100-1FW	2.11	5.88	12.60	RAC-100-1SW	2.18	4.78	10.75
NAC-3FW	2.37	2.46	6.05	NAC-3SW	2.38	2.21	5.34
RAC-20-3FW	2.32	3.00	7.03	RAC-20-3SW	2.34	2.59	6.39
RAC-50-3FW	2.27	3.09	7.21	RAC-50-3SW	2.28	2.98	7.04
RAC-100-3FW	2.14	3.98	8.67	RAC-100-3SW	2.18	3.73	8.52

Table 8. Mechanical property results; compressive strength, flexural strength and modulus of elasticity.

Concrete Reference	Freshwater mixtures				Concrete Reference	Seawater mixtures			
	Compressive strength (MPa)		Flexural strength (MPa)	Modulus of elasticity (GPa)		Compressive strength (MPa)		Flexural strength (MPa)	Modulus of elasticity (GPa)
	7 days	28 days	28 days	28 days		7 days	28 days	28 days	28 days
NAC-1FW	52.39	61.46	5.89	38.27	NAC-1SW	52.61	61.46	5.09	40.16
RAC-20-1FW	44.10	49.49	4.27	32.64	RAC-20-1SW	47.11	50.41	4.40	34.56
RAC-50-1FW	39.56	48.82	6.26	31.01	RAC-50-1SW	42.50	50.16	6.53	31.26
RAC-100-1FW	26.48	32.82	4.90	22.09	RAC-100-1SW	28.88	36.69	5.10	24.54
NAC-3FW	45.35	57.51	5.70	37.21	NAC-3SW	48.27	64.32	6.03	42.28
RAC-20-3FW	38.55	53.55	5.13	35.95	RAC-20-3SW	44.25	61.26	5.45	37.56
RAC-50-3FW	35.41	49.50	6.55	33.00	RAC-50-3SW	37.66	53.56	6.66	34.45
RAC-100-3FW	29.35	40.53	6.01	27.00	RAC-100-3SW	29.53	40.46	6.42	27.38

LIST OF FIGURES

Figure 1. Particle size distributions

Figure 2. Plastic shrinkage of the series produced with OPC (left) and series produced with BFS cement (right).

Figure 3. The XRD analysis of concretes produced employing seawater and sulphate resistant cement CEM I and GBS cement, CEM III.

Figure 4. Compressive strength evolution from 7 to 28 days

Figure 5. Drying shrinkage of series produced with OPC (left) and series produced with BFS cement (right)

Figure 6. Drying shrinkage of series produced with OPC (left) and series produced with BFS cement (right)

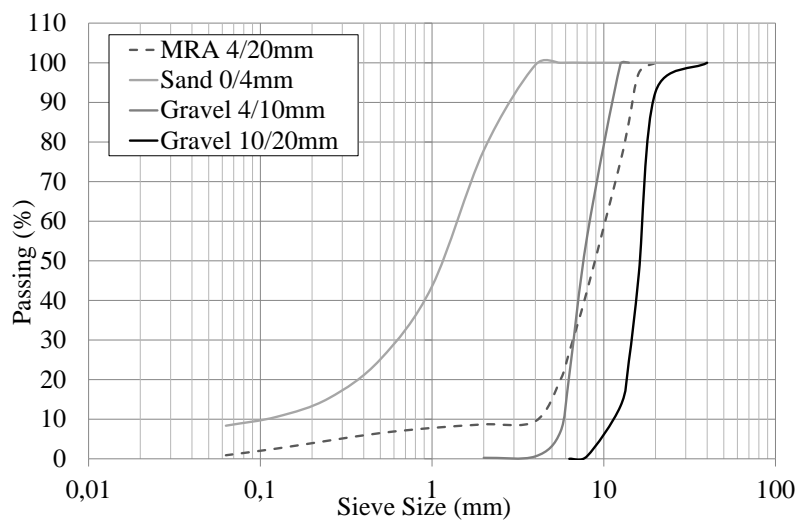


Figure 1. Particle size distributions

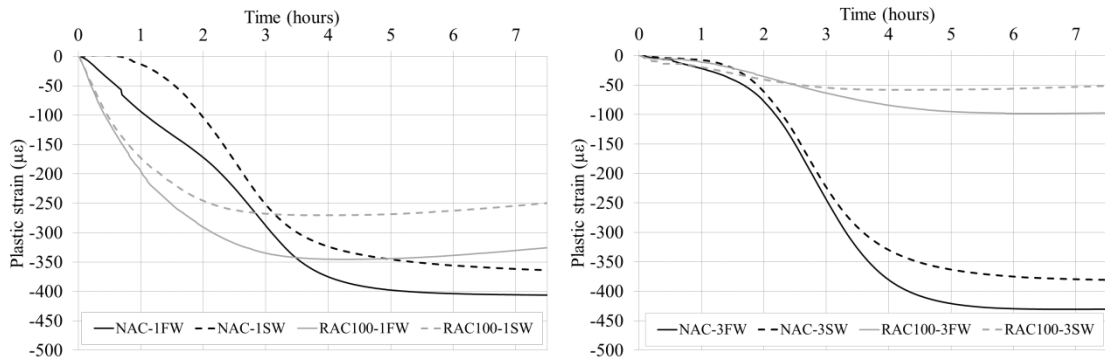


Figure 2. Plastic shrinkage of the series produced with OPC (left) and series produced with BFS cement (right)

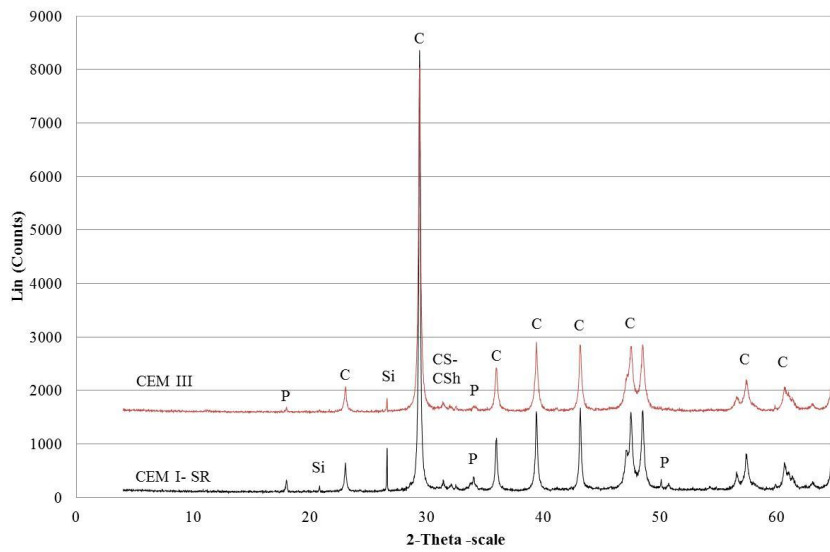


Figure 3. The XRD analysis of concretes produced employing seawater and sulphate resistant cement CEM I and GBS cement, CEM III.

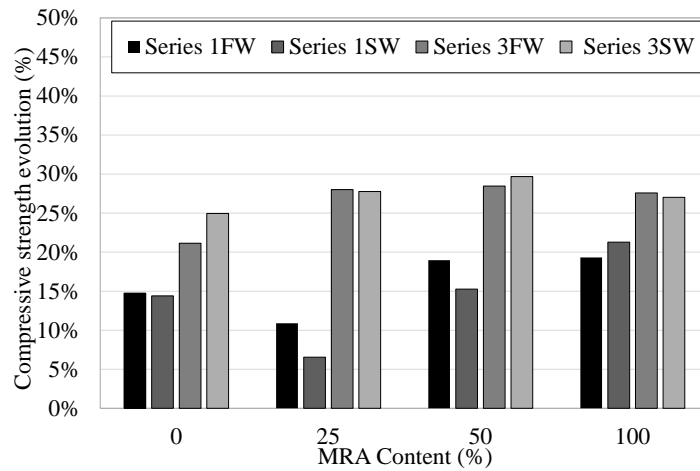


Figure 4. Compressive strength evolution from 7 to 28 days

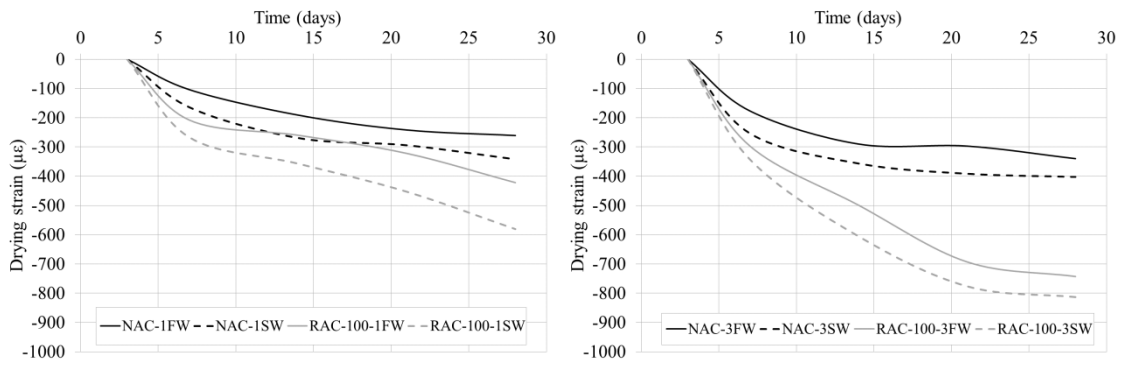


Figure 5. Drying shrinkage of series produced with OPC (left) and series produced with BFS cement (right)

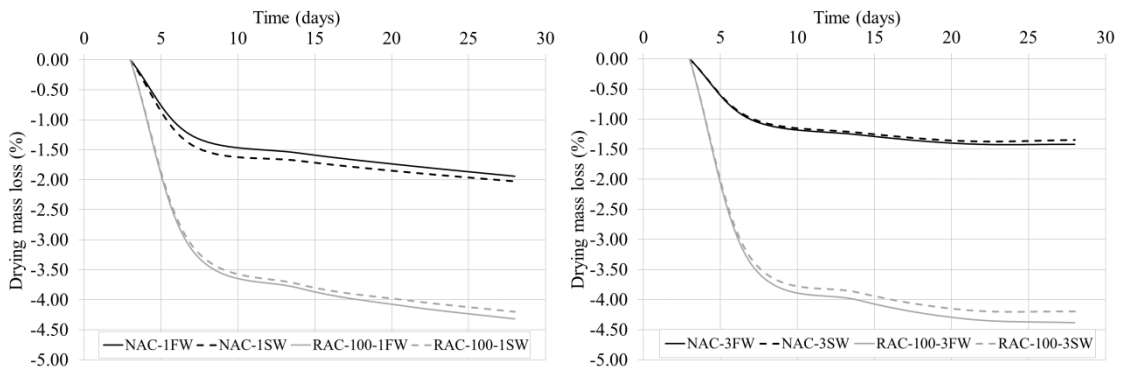


Figure 6. Drying shrinkage of series produced with OPC (left) and series produced with BFS cement (right)