

# Rape Myth Acceptance in Metropolitan Police Service officers: modelling attitudinal and demographic predictors –informing selection and training

ANTHONY MURPHY & BEN HINE  
UNIVERSITY OF WEST LONDON

# Today...

I aim to:

- ▶ Not be too boring
- ▶ Not be too self-indulgent
- ▶ Take you on a research journey (without being too self indulgent)



- ▶ “[women] Need to be more aware of a man's sexual desire” and “it's very difficult for many men to say no when they are whipped up into a bit of a storm”. “What I'm trying to say is that women also have to understand that when a man's given certain signals he'll wish to act upon them and if you don't wish to give out the wrong signals, it's best, probably, to keep your knickers on and not get into bed with him. Does that make sense?”
- ▶ Nick Conrad – BBC radio DJ  
(BBC, 2014)

# The context

17%?

(Home Office, 2013; Horvath & Brown, 2009; ONS, 2013, 2015; Wykes & Welsh, 2009)

Worryingly...

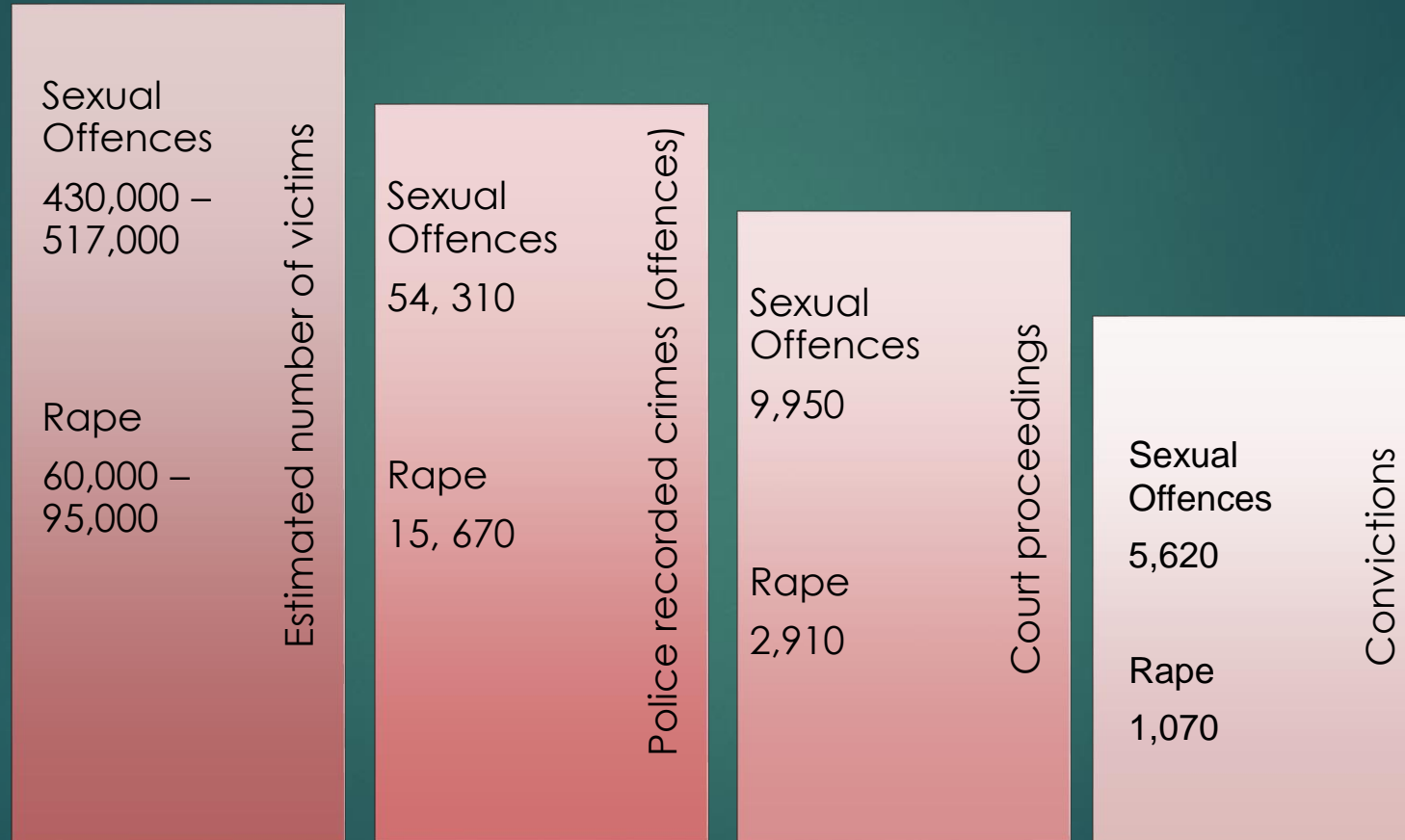
6-12%?

... historically as low as 0.6% in  
places

(Horvath & Brown, 2009)

# Convictions and Attrition: “The Justice Gap”

Attrition: process of cases being lost through the criminal justice system



3 year averages, Figure adapted from Office for National Statistics (2013)

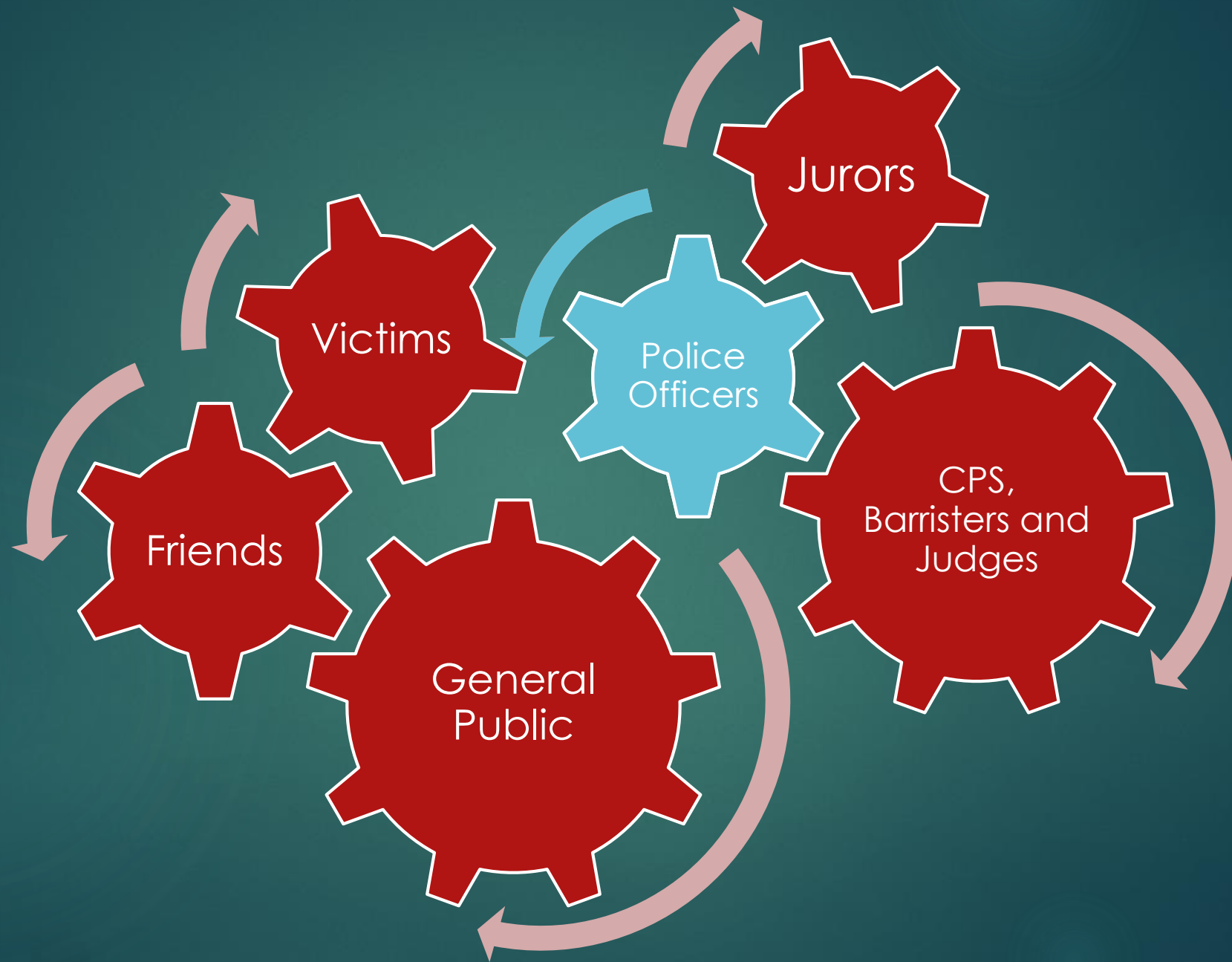
Rapists who get away with their offence.



# Sources of Attrition

- ▶ Lack of reporting to police – biggest source of all attrition.
- ▶ Rape reports may be “no crimed” or NFA – (potentially CPS advised), where **between half and a two thirds** of cases are lost through the ‘police’ stage of the attrition process (Kelly, 2001).
- ▶ Where prosecution is the course of action **between one third and half** of attrition occurs through inconsistent corroborating evidence or the unwillingness of a complainant to proceed with the process (HMCPSI & HMIC, 2002).
- ▶ Jury and the criminal justice process are also significant avenues of attrition, particularly given the role of rape myth acceptance in jury decision making





# Where judgments are made there is room for bias

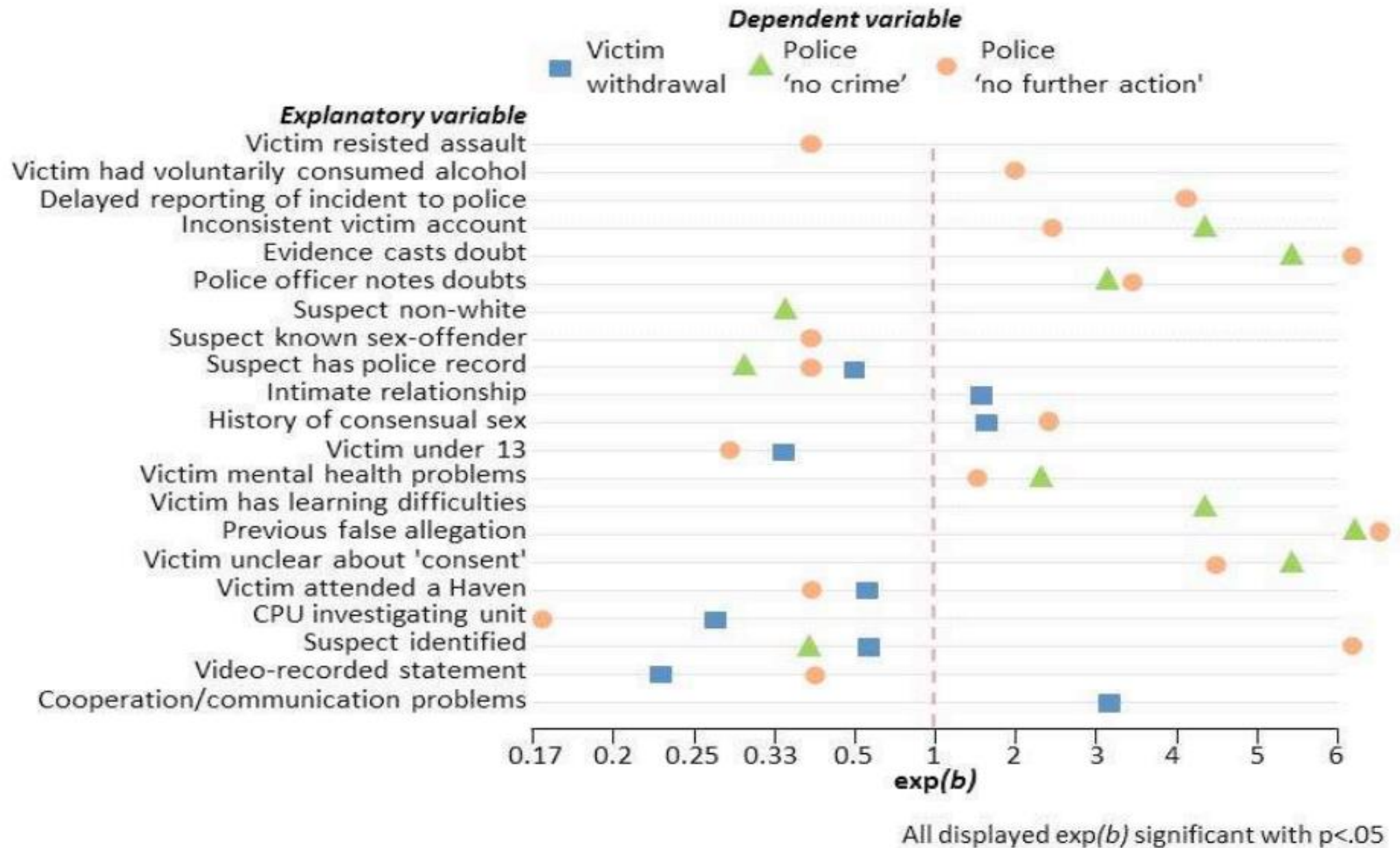
*Well, I was called to this case at a women's flat, I attended the scene where she claims to have been raped... as a detective it's my job to detect criminality... I said to her, you have been raped have you, well where are the grazes, how are those two glasses of wine you poured for yourself not knocked over... How is the place so tidy if you have just been raped???*

- ▶ This may be an extreme, 1970s view of the problem and is particularly OVERT but a raised eyebrow in disbelief can be as damaging to a victim.
- ▶ (Personal communication, ex MPS officer, 2013)

# Impact of Rape Myths and Stereotypes

Variations in attitudes and beliefs about what rape should look like have the capacity to:

- ▶ Discourage victims from reporting sexual violence (Jordan, 2001, 2004; Page, 2010).
- ▶ Affect decision making during the process of investigation (O'Keeffe, Brown & Lyons, 2009).
- ▶ Impact interactions with victims (particularly damaging).




**Figure 1.** Simple logistic regression analyses predicting attrition points.

Hohl & Stanko, 2015

# The present study

Part of a large-scale study in collaboration with MPS, on the back of the Angiolini review (2015), this study sought to investigate the underlying attitudes that are associated with biases surrounding RMA.

- ▶ Qualtrics online stimulus presentation including measures of:
- ▶ Rape myth acceptance – AMMSA (Gerger et al., 2007)
- ▶ Ambivalent Sexism – ASI (Glick & Fiske, 1996)
- ▶ Association between power and sex – EPSM (Chapleau & Oswald, 2010)
- ▶ Hostility towards Women – HTWS scale (Lonsway & Fitzgerald, 1995).

- 
- ▶ Working in collaboration with MPS, the scale reached 1750 officers
  - ▶ Incomplete cases and those which qualtrics demonstrated had shown a significant time lapse between the questionnaire starting and being completed (>2hours) were removed, resulting in a study sample of 968 officers.
  - ▶ Initial analyses and assumption testing reduced the sample for analyses to 949 (601 male, 348 female) (still very good power).

# Analysis

A stepwise multiple regression analysis was performed with the following variables:

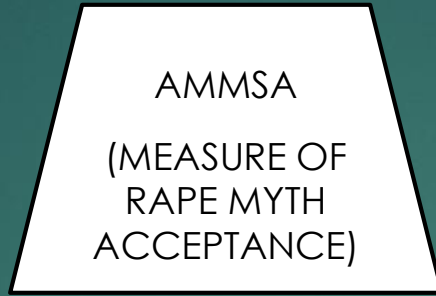
Outcome: AMMSA (measure of RMA)

Predictors: HTWS, ASI, EPSM, age, years of service, gender (due to the distributions rank and ethnicity could not be entered into the analyses).

# Overall Model

Overall Model fit  
N=968, assumption  
testing generated  
a final N=949

$r = .65, R^2 = .426$   
Adjusted  $R^2 = .423,$   
 $p < 0.05$



$\beta = .27$   
 $p < 0.0001$



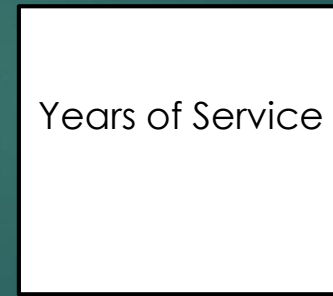
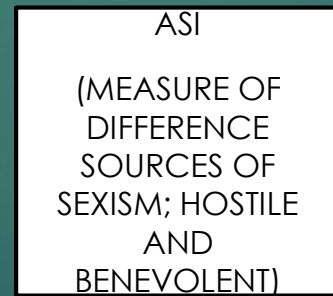
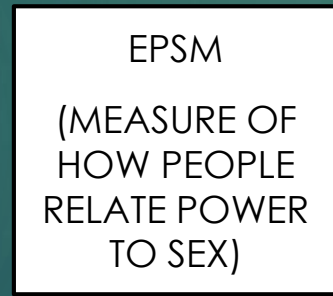
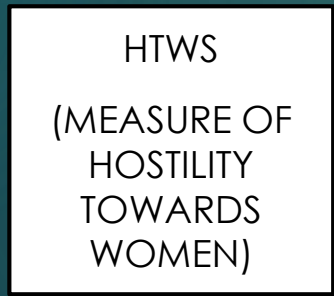
$\beta = .27$   
 $p < 0.0001$



$\beta = .47$   
 $p < 0.0001$



$\beta = .05$   
 $p < 0.03$





# Implications

Within this sample, it can be seen that underlying attitudes are predictive of levels of rape myth acceptance. This is to a sizeable degree, highlighting several key outcomes:

- ▶ Levels of RMA are associated with, and predicted by broader attitudinal and demographic constructs.
- ▶ These broader attitudes are connected to the extent to which an officer subscribes to beliefs about rape that are not grounded in evidence.
- ▶ Training officers in RMA may not be effective on its own as these broader constructs are still at play – a broader awareness programme of psycho-education may be more appropriate.

# Consider this case...

- ▶ Bubbly outgoing woman
- ▶ Likes a drink – goes out to clubs (pictures of her slut-dropping on Facebook etc...)
- ▶ Goes to the club with her current boyfriend of 2 years
- ▶ Both dance with each other and other members of the opposite sex
- ▶ Return home - she is intoxicated but has capacity
- ▶ They begin to engage in sexual touching
- ▶ She says that she doesn't want to have sex (because it's her time of the month)
- ▶ He proceeds to become more insistent and forcibly orally penetrates her

# Limitations

- ▶ Only MPS
- ▶ Broader attitudes
- ▶ How does this translate (though as action research this was more directed towards training and awareness)
- ▶ Not behavioural (as above)

# Acknowledgments

- ▶ Ben Hine
- ▶ Tony Northeast
- ▶ Metropolitan Police Service
- ▶ Janet Archibald, Paul Clarke, Annette Clarke, Steven Chandler, Lana Kettel & other officers at MPS



**METROPOLITAN  
POLICE**

**WATCH YOUR DRINK**

CALL ESSEX POLICE **101** IN AN EMERGENCY ALWAYS CALL 999

ESSEX POLICE  
Protecting and serving Essex



**Which one of your mates is most vulnerable on a night out?**

The one you leave behind



Many sexual assaults could be prevented

Stick together and don't let your friend leave with a stranger or go off on their own

**DON'T WALK HOME ON YOUR OWN**

CALL ESSEX POLICE **101** IN AN EMERGENCY ALWAYS CALL 999

**STOP, NO. STOP PLEASE, NO, PLEASE. PLEASE STOP TAKING UNBOOKED MINICABS.**

Whether you approach the driver, or they approach you, there's no reward of the journey and you're putting yourself in danger.

Text Call to 40833 and we'll use GPS to text your three nearest cab numbers.

**CAB WISE** Know what you're getting into

**DON'T GO IT ALONE**

"BYDDWICH DONOEL - ARHOSWICH GYDA'CH FFRINDWU."  
"STAY SAFE - STAY WITH YOUR FRIENDS."

**TURN INTO A MORNING FULL OF REGRET.**

**DON'T LEAVE YOURSELF MORE VULNERABLE TO REGRETFUL SEX OR EVEN RAPE. DRINK SENSIBLY AND GET HOME SAFELY.**

**TAKE A CAB YOU CAN TRUST**

CALL ESSEX POLICE **101** IN AN EMERGENCY ALWAYS CALL 999

ESSEX POLICE  
Protecting and serving Essex

**WHERE'S YOUR BESTIE?**

**FRIENDS DON'T LEAVE FRIENDS**

CALL ESSEX POLICE **101** IN AN EMERGENCY ALWAYS CALL 999

ESSEX POLICE  
Protecting and serving Essex

Thank you... Any questions?

