

Journal Pre-proof

Using protection motivation theory to explain the intention to initiate human papillomavirus vaccination among men who have sex with men in China

Ruonan Huang, BM, Zhenyu Wang, BM, Tanwei Yuan, BM, Tom Nadarzynski, Han-Zhu Qian, PhD, Peiyang Li, BM, Xiaojun Meng, MM, Guanghui Wang, BM, Yepeng Zhou, BM, Danyang Luo, BM, Ying Wang, PhD, Yong Cai, PhD, Huachun Zou, PhD

PII: S2666-6790(21)00012-4

DOI: <https://doi.org/10.1016/j.tvr.2021.200222>

Reference: TVR 200222

To appear in: *Tumour Virus Research*

Received Date: 10 March 2020

Revised Date: 29 April 2021

Accepted Date: 18 May 2021

Please cite this article as: R. Huang, Z. Wang, T. Yuan, T. Nadarzynski, H.-Z. Qian, P. Li, X. Meng, G. Wang, Y. Zhou, D. Luo, Y. Wang, Y. Cai, H. Zou, Using protection motivation theory to explain the intention to initiate human papillomavirus vaccination among men who have sex with men in China, *Tumour Virus Research*, <https://doi.org/10.1016/j.tvr.2021.200222>.

This is a PDF file of an article that has undergone enhancements after acceptance, such as the addition of a cover page and metadata, and formatting for readability, but it is not yet the definitive version of record. This version will undergo additional copyediting, typesetting and review before it is published in its final form, but we are providing this version to give early visibility of the article. Please note that, during the production process, errors may be discovered which could affect the content, and all legal disclaimers that apply to the journal pertain.

© 2021 The Author(s). Published by Elsevier B.V.



Author Contributions

Ruonan Huang: Conceptualization, Methodology, Software, Investigation, Formal Analysis and Writing- Original draft preparation. **Zhenyu Wang and Tanwei Yuan:** Investigation, Data Curation, Formal Analysis and Project administration. **Tom Nadarzynski and Hanzhu Qian:** Methodology and Writing - Review & Editing preparation. **Peiyang Li:** Investigation, Data Curation and Project administration. **Xiaojun Meng, Guanghui Wang, Yepeng Zhou, Danyang Luo and Ying Wang:** Investigation, Supervision and Project administration. **Yong Cai:** Supervision, Project administration and Funding acquisition. **Huachun Zou:** Conceptualization, Writing - Review & Editing preparation, Supervision, Project administration and Funding acquisition.

Title Page:

Title: Using protection motivation theory to explain the intention to initiate human papillomavirus vaccination among men who have sex with men in China

Authors: Ruonan Huang, BM^{1*}, Zhenyu Wang, BM^{1*}, Tanwei Yuan, BM^{2*}, Tom Nadarzynski³, Han-Zhu Qian, PhD⁴, Peiyang Li, BM¹, Xiaojun Meng, MM⁵, Guanghui Wang, BM⁶, Yepeng Zhou, BM⁷, Danyang Luo, BM⁸, Ying Wang, PhD⁹, Yong Cai, PhD^{9#}, and Huachun Zou, PhD^{2,10#}

Affiliations:

1. School of Public Health, Sun Yat-sen University, Guangzhou, P.R. China
2. School of Public Health (Shenzhen), Sun Yat-sen University, Shenzhen, P.R. China
3. The University of Westminster, 115 New Cavendish St, Fitzrovia, London W1W 6UW, United Kingdom
4. Yale School of Public Health, New Haven, Connecticut, USA
5. Wuxi Municipal Center for Disease Control and Prevention, Wuxi, P.R. China
6. Qingdao Qingtong AIDS Prevention Volunteer Service Center, Qingdao, P.R. China
7. Foshan Friends Care Center for AIDS/HIV Control, Foshan, P.R. China
8. Zhitong LGBT Service Center, Guangzhou, P.R. China

9. School of Public Health, Shanghai Jiao Tong University School of Medicine,

Shanghai, P.R. China

10. Kirby Institute, University of New South Wales, Sydney, Australia

* These authors contributed equally to the work.

This author is co-corresponding author.

Corresponding author:

Prof. Yong Cai

School of Public Health, Shanghai Jiao Tong University, No. 227, South Chongqing
Road, Shanghai, 200025, PR China

E-mail: caiyong202028@hotmail.com

Telephone: +86 63846590-776198

Prof. Huachun Zou

School of Public Health (Shenzhen), Sun Yat-sen University, Shenzhen, China

Mail address: 74 Zhongshan 2nd Rd, Guangzhou, P.R. China, 510085

E-mail: zouhuachun@mail.sysu.edu.cn

Telephone: +86 20 8733 5651

Fax: +86 20 8733 0446

1. Introduction

Human papillomavirus (HPV) is one of the leading sexually transmitted infections (STIs). In males, persistent infection with high-risk HPV types (mainly types 16 and 18) can cause penile cancer, anal cancer and oropharyngeal cancer¹, and low-risk HPV types (mainly type 6 and 11) are associated with anogenital warts and mild dysplasia². Compared to heterosexual males, men who have sex with men (MSM) have significantly higher prevalence of HPV and HPV-related morbidities³. A systematic review and meta-analysis found that in China, the HPV prevalence in MSM (59.9%, 95% confidence interval 52.2% to 67.6%) was significantly higher than that in heterosexual men (OR=8.81, 8.01 to 9.69)⁴. A meta-analysis published in 2021 found in China, the estimated prevalence of anal HPV among MSM was 85.1% (HIV-positive), 53.6% (HIV-negative) and 59.2% (unknown HIV status)⁵.

The quadrivalent and nonavalent HPV vaccines have been proved to be both efficacious and cost-effective in preventing HPV-related morbidities in males⁶⁻⁹. In recent decades, an increasing number of countries are including males into their national HPV vaccination programs. In China, males are still excluded from the HPV vaccination strategy. It is important to understand the view on HPV vaccination among target populations prior to the actual

implementation of vaccination policy. However nationwide data on the acceptability of HPV vaccination or intention to initiate HPV vaccination among MSM are scarce. Sporadic surveys in China showed the HPV vaccination intention among MSM fluctuated greatly, ranging from 18.8% in Wuxi to 73.5% in Hangzhou^{10 11}. In high-income counties, studies about the knowledge and attitude of HPV vaccination among target populations were published, before the commencement of the national vaccination programs¹²¹³. This inspired us to carry out the research in mainland China in order to inform future males' HPV vaccination strategies.

The objectives of this study were to assess the following items among MSM in China: 1) intention to initiate HPV vaccination and its associated factors; 2) knowledge of and attitude towards HPV and HPV vaccine. 2) facilitators of and barriers against HPV vaccination.

2. Material and methods

2.1. Study design and ethics statement

Data used in this paper were from the baseline survey of a randomized controlled trial assessing the efficacy of social-networking-app-based intervention in improving the knowledge of and intention to initiate HPV vaccination among MSM in China. The survey protocol was approved by the

Ethics Committee of School of Public Health, Sun Yat-sen University (2019008) and was registered on the Chinese Clinical Trial Registry Website (<http://www.chictr.org.cn>, registration #: ChiCTR1900020981). Participants provided written consent.

2.2 Participants and sampling

We designed a poster including brief program introduction and QR code of the questionnaire, and then posted it at MSM community-based organizations (CBOs) or HIV Voluntary Counselling and Testing (VCT) clinics affiliated to local Centers for Disease Control and Prevention (CDCs). The recruitment was conducted in six sites, namely Shanghai and Wuxi in east China, Qingdao in north China, and Shenzhen, Guangzhou and Foshan in southern China, January to March 2019. The sampling method was convenient sampling.

Trained volunteers introduced our study to every male coming for testing or counseling. After reading study information shown on the poster, men willing to participate could access the eligibility screening questionnaire by scanning the QR code. We calculated the sample size based on the following formula:

$$N = \left[\frac{Z_{1-\alpha/2} + Z_{1-\beta}}{\delta} \right]^2 \times S^2. N \text{ represents the total sample size in either}$$

intervention group or control group. s represents pooled standard deviation of both groups. δ represents the significant difference between effect values, $\alpha = 0.05$, power=90%. The inclusion criteria were: 1) men aged 18 years and older. 2) never had any dose of HPV vaccine. 3) self-identified as being gay or

bisexual, or had anal or oral sex with another man. Eligible participants were randomized into intervention group and control group in a ratio of 1:1. We pushed tailored message about HPV and HPV vaccine and sexual health education to men in the intervention group, and pushed message about sexual health education only to men in the control group at the same frequency via Wechat (a smartphone-based instant messaging app widely used in China, equivalent to Whatsapp)¹⁴. The primary outcome was the intention to initiate HPV vaccination within 6 months.

2.3 Data collection

The questionnaire was developed via three steps: 1) Drafting the original version by referring to previous related papers based on social cognition approaches or behavioral prediction models^{3 15 16}. 2) Making a revision to adjust to the local context by working with 9 academics, professors majoring in public health and managers of NGOs. 3) Conducting a pilot study at the participating site in Guangzhou to verify the practicability.

Eligible participants completed a questionnaire to collect information on: 1) demographics such as age, educational level and monthly income 2) knowledge about HPV and HPV vaccine 3) PMT constructs and HPV vaccination intention 4) evaluation about the government's publicity for males' HPV vaccination and whether the government needs to subsidize it 5) reason

for not initiating 6) whether willing to recommend it to people around them. The Likert scale was employed to create options for answer such as three-point scale 'Extremely', 'Moderately' and 'Not at all' as answers of question 'The level of impact on daily life if MSM get infected with HPV' belonging to the PMT variable 'severity'.

2.4 Variables and measurements

2.4.1 Demographic characteristics

Age, educational level, occupation, monthly income, marital status and sexual orientation were included in the demographic characteristics.

2.4.2 Knowledge of HPV and HPV vaccine

This variable was measured using 7 items, 4 for HPV knowledge (e.g. 'if males have risk of HPV infection?') and 3 for HPV vaccine knowledge (e.g. 'What diseases can be prevented for males by getting HPV vaccine?'). The total score was used as an exogenous variable in the structural equation model (SEM) and a higher score indicated a higher knowledge level of HPV and HPV vaccine.

2.4.3 PMT scale

The Protection Motivation Theory (PMT) consists of two independent appraisal processes: threat appraisal and coping appraisal¹⁷. Threat appraisal,

focusing on threat and factors that increase or decrease the probability of maladaptive responses, consists of intrinsic and extrinsic rewards, severity and vulnerability. Coping appraisal, focusing on threat and factors that increase or decrease the probability of adaptive response, consists of response efficacy, self-efficacy and response costs. Minimizing threat appraisal while maximizing the coping appraisal helps develop the intention to initiate protective actions, which facilitates actual protective behaviors. The PMT explains the intrinsic mechanism and process of behavior transformation¹⁸ and has been widely used in recent decades as a framework for explaining harmful behaviors such as smoking¹⁹ or predicting protective behaviors such as disease screening²⁰. Because there is no conceptual distinction between the reward value of risk behavior and cost of preventative measure²¹, the following five factors are normally included in a PMT model: severity, vulnerability, response efficacy, self-efficacy and response costs²². For example, the meaning of the opinion that 'not taking HPV vaccine would save money' is equivalent to the opinion that 'taking HPV vaccine would cost money'. We also included these five factors in our PMT model.

2.4.3.1 Threat appraisal

This construct consisted of two subconstructs: perceived severity (5 items) and perceived vulnerability (4 items). Perceived severity was designed to evaluate the perceived likelihood of adverse consequences if infected with

HPV (e.g. 'Evaluation about the possibility of getting genital warts for MSM after infection with HPV'). Perceived vulnerability meant participants' assessment for the level of susceptibility of infection with HPV (e.g. 'Evaluation about the possibility of infection with HPV in your daily life'). A higher score indicated perceived more severity and vulnerability respectively.

2.4.3.2 Coping appraisal

Coping appraisal consisted of response efficacy, self-efficacy and response costs. Response efficacy represented individuals' evaluation about the perceived effectiveness of getting the HPV vaccine for MSM (e.g. 'How strong the belief that HPV vaccine can reduce the risk of having genital warts'). Self-efficacy was used to assess one's belief of the ability in one's own confidence to get the first dose and complete all three doses of HPV vaccine (e.g. 'I will be able to purchase HPV vaccine when I want to'). Response costs were used to measure one's perceived cost of taking HPV vaccine (e.g. 'I have the ability to cover the total cost of three doses of HPV vaccine'). For all three subconstructs, higher score meant higher motivation to take action.

2.4.3.3 Intention to initiate HPV vaccination

The behavioral intention was assessed by a single item. Participants were asked 'How likely will you initiate HPV vaccination within the next 6 months?' (the total cost if they choose to initiate in Hong Kong was shown for reference,

including three dose of vaccination and extra fare). A 5-point Likert scale was used to evaluate the level of intention (from 'very high' to 'very low'). The higher score meant a higher level of intention. In addition, the participants were asked about the opinions towards the government's publicity about males' HPV vaccination, the reason why they have not taken the HPV vaccine and whether they were willing to recommend HPV vaccine to their peers.

2.5 Statistical analysis

For descriptive analysis, mean, standard deviation (SD) and range were used to describe quantitative variables like age. A number of cases and percentage were applied to describe other categorical variables like occupation. SEM is a systematic instrument to evaluate the relations among latent variables and theoretical models in the field of sociology, etc. Complete SEM construction consisted of two parts: measurement model which is primitively based on confirmatory factor analysis (CFA) and structural model which is built by path analysis. The measurement model is used to verify the relation between observed variables and latent variables, reflecting the quality of the questionnaire. The structural model is applied to explore the relationship among latent variables and to verify the theoretical model. The following statistical analysis process was described by these two parts.

2.5.1 Assessment of the measurement model

The measurement models were built by CFA. Factor loading of each item was used to evaluate the weight of influence in corresponding measurement models. Items whose factor loading values were lower than 0.5 were deleted from the scale and the final measurement models were guaranteed to include at least three items²³. The final measurement models were tested by two metrics: construct validity and composite reliability (CR). The definition of the construct validity was mainly divided into two indicators: convergent and discriminate validities. The absolute value of standardized factor loading should be more than 0.5. The average variance extracted (AVE) criterion should be more than 0.5 to ensure good convergent validity. The discriminate validity was assured when the square root of AVEs were both larger than the correlation coefficients of these two subconstructs. The composite reliability for each of the study's constructs should be all above the recommended 0.7 level to indicate good internal consistency²⁴.

2.5.2 Assessment of the structural model

One-way ANOVA was used to compare the knowledge score among different intention levels to initiate HPV vaccination. Maximum Likelihood Method was used in the process of constructing a structural equation model and Mardia's Kurtosis test was applied to evaluate multivariate normality²⁵. The p -value for assessing the significance of path coefficient was set at 0.05. Six indices, representing absolute, comparative, and residual aspects of fit,

were used for evaluating the fitting performance of the structural model: chi-square/*df* ratio, goodness of fit (GFI), adjusted goodness of fit (AGFI), comparative fit index (CFI), standardized root mean square residual (SRMR) and the root mean square error of approximation (RMSEA). The latent variables are represented by elliptical shapes and the observed variables are represented by rectangular shapes in the path diagram. All analyses were performed using SPSS 25.0 and Amos 21.0.

3. Results

3.1 Demographics of participants

A total of 610 men participated in the study, and 47 were excluded from the analysis because of incomplete answers and low quality of questionnaire (those completed within less than 5 minutes). The final sample size was 563 (response rate: 92.3%) from six sites, namely 55 from Foshan, 105 from Guangzhou, 102 from Qingdao, 109 from Shanghai, 92 from Shenzhen and 100 from Wuxi.

The mean age was 28.0 year (SD: 6.8). The majority (67.7%) had an educational level of technical diploma/undergraduate. For occupational distribution, except 13.3% were students and 12.3% were unemployed, most of the participants (74.4%) were employed. About 44.6% of participants had a

monthly income of RMB 2000 – 5999 (USD 285-857). For marital status, most participants were unmarried (single or common-law relationship) (84.7%) and for sexual orientation, most reported homosexual (76.0%). All demographic results were shown in Table 1.

3.2 Knowledge about HPV and HPV vaccine

The mean score of knowledge was 1.59 (range 0-11). Only 27% of participants knew HPV vaccine also applies to males and 60% never heard of the HPV vaccine. The average score or proportion of correct answer for each item were also shown in table 4. There was statistically significant difference among different levels of intention groups ($P < 0.001$) thus the knowledge was considered to be included in the structural model as a covariate variable.

3.3 Measurement model

The factor loadings of final items remaining in each measurement model, higher than 0.5, are presented in Table 2. For subconstruct perceived severity, the highest item loading was ‘the perceived possibility of getting genital warts after infection with HPV’ (0.884, $P = 0.048$), reflecting the fear for infection of genital warts among participants. For perceived vulnerability, the highest item loading was ‘the possibility of infection with HPV in your daily life’ (0.851, $P = 0.032$), again indicating fear for infection of genital warts. Similarly, the highest loading for response efficacy was about ‘getting the HPV vaccine can

reduce the risk of having genital warts' (0.941, $P=0.020$). As for self-efficacy, item that 'I am sure I can complete the whole procedure of HPV vaccination once I get the first dose' had the highest item loading (0.719, $P=0.001$).

Table 3 describes the mean, SD, CR, AVE and correlation coefficients of each subconstruct. The CRs were all above 0.7 indicating good internal consistency of the data and the AVEs were not less than 0.5 indicating good convergent validity. Meanwhile, the square root of AVEs were larger than all other correlation coefficients, showing acceptable discriminate validity.

3.4 Structural model

The rate of intention among 563 participants were 18.1% for 'very high', 25.2% for 'above average', 41.4% for 'unsure', 9.8% for 'below average' and 5.5% for 'very low', respectively. Figure 1 shows the schematic map of the structural model with solid lines indicating standardized regression weights ($P=0.010$). The knowledge (the standardized total effect was 0.298, $P=0.021$) and the perceived severity (0.049, $P<0.001$) had indirect effect on the intention. The self-efficacy (0.093, $P=0.011$), response efficacy (0.172, $P=0.020$) and perceived vulnerability (0.230, $P<0.001$) had direct effect on the intention. Different from the hypothesized theory, the response costs had no effect on the outcome intention variable. The fit of the structural model was as following: $\chi^2/df= 3.796$, GFI= 0.937, AGFI= 0.900, SRMR= 0.111, CFI= 0.944 and

RMSEA= 0.071.

3.5 Attitudes towards government's policies and reasons for not initiating HPV vaccination

For the question 'whether you expect the government's approval and promotion of HPV vaccination for MSM in the future?', 84.2% participants agreed. For the question 'Would you like to recommend HPV vaccine to MSM around you?', 86.1% chose yes. As for the government policy, 26.1% of participants thought the publicity about the HPV vaccination for MSM was insufficient and 34.8% thought it was extremely insufficient. For the question 'Do you think if it is necessary for the government to subsidize HPV vaccination for MSM', 63.8% thought it is definitely necessary (Table 4). Figure 2 shows reasons why participants had not taken HPV vaccine and the proportion of people who agreed with this statement. The top 3 answers were 'did not know where to get HPV vaccine' (49.4%), 'did not get HPV vaccination recommendation from the health care providers' (42.5%) and 'the cost is too high' (40.0%).

4. Discussion

Our study found that the knowledge about HPV and HPV vaccine among Chinese MSM was suboptimal and the intention to initiate HPV vaccination was low. This points to the need of disseminating science and information, so

as to improve awareness and intention to initiate HPV vaccination.

Our study participants were young (73.2% were ≤ 30 years). Studies found that young MSM had higher prevalence of high risk sexual behaviors^{26 2728}. However, sexual health education was lacking for most of the schools, especially in rural areas, still less about HPV^{29 30}. The median age at first anal intercourse had been decreasing steadily from 33 years of age among MSM born from 1940 to 1959 to 18 years of age among MSM born from 1990 to 1996. This age is expected to decrease further among MSM born after the 1990s³¹. This points to the necessity of HPV educational intervention as early as possible and the inclusion of males in the national HPV immunization plan in China. Over half (56.3%) of participants' monthly income were less than RMB 5999 (USD 857). The majority of MSM would find it strenuous to afford HPV vaccine (ranging from RMB 2400, 343 dollars for 4v HPV vaccine to RMB 4000, 572 dollars for 9v HPV vaccine). This accorded with the reason why they would not initiate HPV vaccination (40.0% chose 'the cost is too high'). Congruously, 85.1% thought the government should subsidize HPV vaccination program. For the knowledge level, the mean score of knowledge about HPV and HPV vaccination was much lower than that among gay/bisexual or MSM in high-income countries^{3 32}. This phenomenon could be partly attributed to the publicity education deficiency from the health authority as there was 60.9% of participants who thought the government's publicity

towards MSM HPV vaccination was insufficient or extremely insufficient in China.

Except for response costs in PMT, other variables had influence, direct or indirect, on the intention to initiate HPV vaccination (Knowledge level and perceived severity had indirect effect. Vulnerability, response efficacy and self-efficacy had direct effect). Similar to many PMT-related studies, the knowledge level had indirect effect by influencing other variables, illustrating that gaining relevant knowledge could both increase threat appraisal and coping appraisal^{20 33}. The path analysis showed perceived vulnerability mediated the association between perceived severity and intention. Participants might reevaluate the possibility of infection and serious outcomes if they were infected with HPV. Additionally, there was a conflict between no influence of response cost on the intention and the proportion result of the answer for the reason why they haven't initiated HPV vaccination (40.0% chose 'the economy cost is too high'). Perhaps it could be attributed to the main barrier of the cost for preventing MSM from initiating HPV vaccination, compared to other items involved in response costs such as time consumption, side effect and fear of needles or pain. Consequently, the total effect of this variable is not statistically significant.

The majority (84.2%) of participants expected the government's approval

and promotion of HPV vaccination for MSM in the future. As of 2019, more than 100 countries have introduced national HPV vaccination programs³⁴ and an increasing number of countries are including boys and MSM. For example, the US licensed quadrivalent HPV vaccine for boys and young men in 2009, 3 years after girls. Quadrivalent HPV vaccine was recommended for boys aged 11-21 years and also MSM through the age of 26³⁵. However, in China, there is no national HPV vaccination for males even the HPV prevalence is not optimistic³⁶. We hope our study will help remind the health authority in China to increase publicity of HPV vaccination and consider subsidizing HPV vaccination for MSM. Except the choice 'the cost is too high', the other top two reasons for why they did not get HPV vaccine were 'did not know where to get HPV vaccine' and 'did not get HPV vaccination recommendation from health care providers'. Consequently, not only for MSM, education should also be implemented on health care providers.

Our study has limitations. Study sites are economically well-off cities. MSM resident in rural regions were not recruited. As a result, our sample may not represent MSM from rural regions in China. The outcome was the perceived intention to initiate HPV vaccination, rather than the actual uptake. There might be a gap between these two stages. Despite these limitations, this study evaluated HPV vaccination intention and explored its influencing factors, which gave clues to interventional studies in the future. More effective intervention

studies are warranted for this group of population to verify the availability of PMT-based education in China. The results of the model had potential ability to inspire the following intervention studies and health education. For example, based on the factor loading results, in term of the subconstruct perceived severity, education could focus on the negative influence on the quality of life and severe outcomes of HPV infection among MSM, i.e. anal cancer and genital warts.

In conclusion, the knowledge about HPV and HPV vaccine among Chinese MSM was suboptimal and the intention to initiate HPV vaccination was low. Knowledge level, perceived severity, perceived vulnerability and self-efficacy affect the intention to initiate HPV vaccination. MSM should be included in HPV vaccination strategies. Future HPV vaccination strategies should address these issues and involve both science and policy-making. Cost-effectiveness studies are needed to inform future HPV vaccination policies among MSM in China.

Funding

This study was supported by the Natural Science Foundation of China Excellent Young Scientists Fund[82022064], Natural Science Foundation of China International/Regional Research Collaboration Project [72061137001], Natural Science Foundation of China Young Scientist Fund[81703278], the

National Science and Technology Major Project of China [2018ZX10721102], the Sanming Project of Medicine in Shenzhen [SZSM201811071], the High Level Project of Medicine in Longhua, Shenzhen [HLPM201907020105], the National Key Research and Development Program of China [2020YFC0840900], the Shenzhen Science and Technology Innovation Commission Basic Research Program [JCYJ20190807155409373], Special Support Plan for High-Level Talents of Guangdong Province [2019TQ05Y230], and the Fundamental Research Funds for the Central Universities [58000-31620005]. All funding parties did not have any role in the design of the study or in the explanation of the data.

Conflicts of Interest

The authors declare that there is no conflict of interests.

Acknowledgments

The authors extend their thanks to the following organizations for their support and cooperation: Wuxi Municipal Center for Disease Control and Prevention; Qingdao Qingtong AIDS Prevention Volunteer Service Center; Foshan Friends Care Center for AIDS/HIV Control; Zhitong LGBT Service Center; School of Public Health, Shanghai Jiao Tong University School of Medicine.

Author Contributions

This study was conceived and designed by Huachun Zou. Ruonan Huang, Zhenyu Wang and Tanwei Yuan were responsible for design of questionnaire and sample collection. Zhenyu Wang was responsible for data compilation and Ruonan Huang for data analysis. All authors have contributed to interpretation of data and study findings. Ruonan Huang drafted the manuscript with all authors critically reviewing the paper.

Reference

1. Gillison ML, Chaturvedi AK, Lowy DR. HPV prophylactic vaccines and the potential prevention of noncervical cancers in both men and women. *Cancer* 2008;113(10 Suppl):3036-46. doi: 10.1002/cncr.23764 [published Online First: 2008/11/05]
2. Lacey CJ, Lowndes CM, Shah KV. Chapter 4: Burden and management of non-cancerous HPV-related conditions: HPV-6/11 disease. *Vaccine* 2006;24 Suppl 3:S3/35-41. doi: 10.1016/j.vaccine.2006.06.015 [published Online First: 2006/09/05]
3. Wheldon CW, Buhi ER, Daley EM. Gay and bisexual men's human papillomavirus vaccine intentions: a theory-based structural equation analysis. *Journal of health psychology* 2013;18(9):1177-86. doi: 10.1177/1359105312459875 [published Online First: 2012/11/07]
4. Ma X, Wang Q, Ong JJ, et al. Prevalence of human papillomavirus by geographical regions, sexual orientation and HIV status in China: a systematic review and meta-analysis. *Sexually transmitted infections* 2018;94(6):434-42. doi: 10.1136/sextrans-2017-053412
5. Zhou Y, Lin Y-F, Gao L, et al. Human papillomavirus prevalence among men who have sex with men in China: a systematic review and meta-analysis. *European Journal of Clinical Microbiology & Infectious Diseases* 2021 doi: 10.1007/s10096-021-04229-y
6. Kim JJ, Goldie SJ. Cost effectiveness analysis of including boys in a human papillomavirus vaccination programme in the United States. *BMJ (Clinical research ed)* 2009;339:b3884. doi: 10.1136/bmj.b3884 [published Online First: 2009/10/10]
7. Ben Hadj Yahia MB, Jouin-Bortolotti A, Dervaux B. Extending the Human Papillomavirus Vaccination Programme to Include Males in High-Income Countries: A Systematic Review of the Cost-Effectiveness Studies. *Clinical drug investigation* 2015;35(8):471-85. doi: 10.1007/s40261-015-0308-4 [published Online First: 2015/07/19]
8. Kim JJ. Targeted human papillomavirus vaccination of men who have sex with men in the USA: a cost-effectiveness modelling analysis. *The Lancet Infectious diseases* 2010;10(12):845-52. doi: 10.1016/s1473-3099(10)70219-x [published Online First: 2010/11/06]
9. Zhang L, Regan DG, Ong JJ, et al. Targeted human papillomavirus vaccination for young men who have sex with men in Australia yields significant population benefits and is cost-effective. *Vaccine* 2017;35(37):4923-29. doi: 10.1016/j.vaccine.2017.07.078 [published Online First:

- 2017/08/10]
10. Zhu J, Zhou X, Xi S, et al. The cognitive study on human papillomavirus and human papillomavirus vaccine among MSM in Xiacheng district of Hangzhou. *China Preventive Medicine* 2016;17(3):6.
 11. Xiaojun M, tianjian J, Xuan Z, et al. Analysis on willingness to receive human papillomavirus vaccination among risk males and related factors. *Chinese Journal of Epidemiology* 2015;36(10)
 12. Nadarzynski T, Smith H, Richardson D, et al. Perceptions of HPV and attitudes towards HPV vaccination amongst men who have sex with men: A qualitative analysis. *British journal of health psychology* 2017;22(2):345-61. doi: 10.1111/bjhp.12233 [published Online First: 2017/02/14]
 13. Tider DS, Parsons JT, Bimbi DS. Knowledge of human papillomavirus and effects on sexual behaviour of gay/bisexual men: a brief report. *International journal of STD & AIDS* 2005;16(10):707-08. doi: 10.1258/095646205774357389
 14. Zhou R, DiSalvo B. User's Role in Platform Infrastructuralization: WeChat as an Exemplar. Proceedings of the 2020 CHI Conference on Human Factors in Computing Systems. Honolulu, HI, USA: Association for Computing Machinery, 2020:1–13.
 15. McRee AL, Shoben A, Bauermeister JA, et al. Outsmart HPV: Acceptability and short-term effects of a web-based HPV vaccination intervention for young adult gay and bisexual men. *Vaccine* 2018 doi: 10.1016/j.vaccine.2018.01.009 [published Online First: 2018/01/15]
 16. Wheldon CW, Daley EM, Walsh-Buhi ER, et al. An Integrative Theoretical Framework for HPV Vaccine Promotion Among Male Sexual Minorities. *Am J Mens Health* 2018;12(5):1409-20. doi: 10.1177/1557988316652937 [published Online First: 2016/06/09]
 17. Rogers R, Cacioppo J, Petty R. Cognitive and physiological processes in fear appeals and attitude change: A revised theory of protection motivation1983:153-77.
 18. Y W, X X, PP Z, et al. Application and development of protection motivation theory in individual behavior change *Chinese Journal of Health Education* 2009;25(11)
 19. Yan Y, Jacques-Tiura AJ, Chen X, et al. Application of the Protection Motivation Theory in predicting cigarette smoking among adolescents in China. *Addictive Behaviors* 2014;39(1):181-88. doi: <https://doi.org/10.1016/j.addbeh.2013.09.027>
 20. Bai Y, Liu Q, Chen X, et al. Protection motivation theory in predicting intention to receive cervical cancer screening in rural Chinese women. *Psycho-Oncology* 2018;27(2):442-49. doi: doi:10.1002/pon.4510
 21. Abraham CS, Sheeran P, Abrams D, et al. Exploring teenagers' adaptive and maladaptive thinking in relation to the threat of hiv infection. *Psychology & Health* 1994;9(4):253-72. doi: 10.1080/08870449408407485
 22. Conner M, Norman P. Predicting health behaviour: Research and practice with social cognition models: Open University Press 2005.
 23. J.F JH, Black WC, Babin B, et al. SEM: An introduction. *Multivariate data analysis: A global perspective*2010.
 24. Fornell C, Larcker DF. Evaluating Structural Equation Models with Unobservable Variables and Measurement Error. *Journal of Marketing Research* 1981;18(1):39-50. doi: 10.2307/3151312
 25. Byrne BM. *Structural Equation Modeling with AMOS: Basic Concepts, Applications, and Programming (1st Ed.)*2001.

26. Huang Q, Li Q, Li Y, et al. Prevalence of HIV infection and syphilis, sexual behaviors and awareness of HIV/AIDS related knowledge among men who have sex with men in China: a Meta-analysis of data collected from 2010 to 2013. *Zhonghua Liu Xing Bing Xue Za Zhi* 2015;36(11):1297-304.
27. Li X, Lei Y, Wang H, et al. The Health Belief Model: A Qualitative Study to Understand High-risk Sexual Behavior in Chinese Men Who Have Sex With Men. *Journal of the Association of Nurses in AIDS Care* 2016;27(1):66-76. doi: <https://doi.org/10.1016/j.jana.2015.10.005>
28. Liu H, Yang H, Li X, et al. Men Who Have Sex With Men and Human Immunodeficiency Virus/Sexually Transmitted Disease Control in China. *Sexually transmitted diseases* 2006;33(2):68-76. doi: 10.1097/01.olq.0000187266.29927.11
29. Song Y, Ji C-y, Hu P-j, et al. Comparative study of sexual behaviors of high school students between urban and rural China. *Beijing Da Xue Xue Bao Yi Xue Ban* 2013;45(3):376-81.
30. He L, Lan Z, Tan S, et al. Research of Sex Education for Chinese University Students and Countermeasure-Based on Investigation Analysis of 25 Provinces and Autonomous Regions in China (In Chinese). *The Farmers Consultant* 2018(04):[168-69].
31. Zou H, Xu J, Hu Q, et al. Decreasing age at first anal intercourse among men who have sex with men in China: a multicentre cross-sectional survey. *J Int AIDS Soc* 2016;19(1):20792-92. doi: 10.7448/IAS.19.1.20792
32. Wheldon CW, Daley EM, Buhi ER, et al. Health beliefs and attitudes associated with HPV vaccine intention among young gay and bisexual men in the Southeastern United States. *Vaccine* 2011;29(45):8060-5. doi: 10.1016/j.vaccine.2011.08.045 [published Online First: 2011/08/26]
33. Nabizadeh SM, Taymoori P, Hazhir MS, et al. Predicting vitamin E and C consumption intentions and behaviors among factory workers based on protection motivation theory. *Environmental health and preventive medicine* 2018;23(1):51. doi: 10.1186/s12199-018-0742-z [published Online First: 2018/10/26]
34. Major milestone reached as 100 countries have introduced HPV vaccine into national schedule
Departmental news: World Health Organization; 2019 [Available from: <https://www.who.int/news/item/31-10-2019-major-milestone-reached-as-100-countries-have-introduced-hpv-vaccine-into-national-schedule>].
35. Newman P, Lacombe-Duncan A. Human papillomavirus vaccination for men: Advancing policy and practice 2014.
36. Wang R, Guo X-l, Wisman GBA, et al. Nationwide prevalence of human papillomavirus infection and viral genotype distribution in 37 cities in China. *BMC Infectious Diseases* 2015;15(1):257. doi: 10.1186/s12879-015-0998-5

Table 1. Demographic characteristics of participants

| Variable | N (%) |
|----------------------|----------------|
| Age (years) [M (SD)] | [27.95 (6.88)] |

| | |
|--|------------|
| (range) | (18-60) |
| Education | |
| Junior high school or less | 40 (7.1) |
| Senior high school/junior college | 107 (19.0) |
| Technical secondary school/undergraduate | 381 (67.7) |
| Post-undergraduate and above | 35 (6.2) |
| Occupation | |
| Student | 75 (13.3) |
| Unemployed | 69 (12.3) |
| Employed | 419 (74.4) |
| Personal monthly income (Chinese yuan) | |
| < 2000 | 66 (11.7) |
| 2000 - 5999 | 251 (44.6) |
| 6000 - 9999 | 159 (28.2) |
| > 10000 | 87 (15.5) |
| Marital status | |
| Married with a woman | 64 (11.4) |
| Married with a man (marriage registration abroad) | 0 (0.0) |
| Unmarried (single or common-law relationship) | 477 (84.7) |
| Widowed or divorced | 22 (3.9) |

Sexual orientation

| | |
|--------------|------------|
| Homosexual | 428 (76.0) |
| Bisexual | 112 (19.9) |
| Heterosexual | 2 (0.4) |
| Unsure | 21 (3.7) |

Table 2. The questionnaire's items and their item loadings

| Construct | Item (Mean score/ Proportion for correct answer)* | Scale Measurement | Item loading |
|----------------------|---|-------------------|--------------|
| Severity | 1) The level of impact on daily life if MSM get infected with HPV (4.32) | | 0.673 |
| | 2) The possibility MSM get genital warts after infection with HPV? (4.33) | Extremely high 5 | 0.884 |
| | 3) The possibility MSM get cancers (anal, penile, head and neck, oropharyngeal cancers, etc) after infection with HPV? (4.16) | Not at all 1 | 0.731 |
| Vulnerability | 1) The possibility of contacting HPV in your daily life (3.13) | Extremely high 5 | 0.851 |
| | 2) The possibility of infecting HPV in your daily life (2.94) | Not at all 1 | 0.822 |

| | | | | |
|--------------------------|--|------------------|---------------------|-------|
| | 3) In your opinion, the prevalence of HPV among MSM in China is (2.80) | | | 0.581 |
| | | High 4 | None 1 | |
| | 4) In your opinion, the infectivity of HPV is (3.06) | | | 0.508 |
| Response efficacy | 1) Getting the HPV vaccine can reduce the risk of genital warts (4.03) | | | 0.941 |
| | 2) Getting the HPV vaccine can reduce the risk of HPV-related cancer (3.97) | Strongly agree 5 | Strongly disagree 1 | 0.891 |
| | 3) Getting the HPV vaccine can improve the quality of your life (3.96) | | | 0.799 |
| Self-efficacy | 1) You can decide if you need HPV vaccination (4.15) | | | 0.699 |
| | 2) You are sure you can get the opportunity of HPV vaccination whenever you want (3.54) | Strongly agree 5 | Strongly disagree 1 | 0.686 |
| | 3) You are sure you can complete the whole procedure of HPV vaccination once you get the first dose (4.06) | | | 0.719 |
| Knowledge level | 1) Males have a risk of HPV infection (37.8%) | Ture 1 | False 0 | — |
| | 2) HPV infection can be treated with antibiotic (11.2%) | Ture 0 | False 1 | — |
| | 3) HPV infection can be cured completely (18.7%) | Ture 1 | False 0 | — |

| | | | |
|--|---|--|---|
| | 4) HPV infection is hereditary (17.6%) | Ture 0 False 1 | — |
| | 5) HPV vaccine could apply to males (27.0%) | Ture 1 False 0 | — |
| | 6) What diseases can be prevented by getting the HPV vaccine ? (0.37) | | |
| | <input type="checkbox"/> Anogenital warts <input type="checkbox"/> Syphilis | 0-5 (9 options, 5 | |
| | <input type="checkbox"/> Anal cancer <input type="checkbox"/> Oropharyngeal | true answers. Each | — |
| | cancer | true answer for 1 | |
| | <input type="checkbox"/> Penis cancer <input type="checkbox"/> Gonorrhoea | score) | |
| | <input type="checkbox"/> Intraepithelial lesion <input type="checkbox"/> HIV/AIDS | | |
| | <input type="checkbox"/> Unknown | | |
| | 7) How many doses the whole procedure of HPV vaccination involve ? (9.2%) | One dose 0 Two doses 0 Three doses 1 | — |
| Intention to initiate HPV vaccination | 1) How likely is it that you will initiate HPV vaccination within the next 6 months? (3.41) | Very High 5 Very low 1 | — |

*Rather than the mean score, the proportion for correct answer was chosen to be shown for logical questions in 'Knowledge Level' part.

Table 3. Descriptive statistics, composite reliability (CR), average variance extracted criterion (AVE) and inter-construct correlations

| Construct | Mean | SD | CR | AVE | Construct | | | | | | |
|-------------------|-------|------|------|------|-----------|-------------|-------------|-------------|-------------|---|--|
| | | | | | 1 | 2 | 3 | 4 | 5 | 6 | |
| Knowledge | 1.59 | 2.29 | — | — | — | | | | | | |
| Severity | 17.17 | 2.12 | 0.81 | 0.59 | -0.009 | 0.77 | | | | | |
| Vulnerability | 11.93 | 2.96 | 0.80 | 0.50 | 0.222** | 0.088* | 0.71 | | | | |
| Response Efficacy | 11.96 | 2.43 | 0.91 | 0.77 | 0.196** | 0.222* | 0.312** | 0.88 | | | |
| Self-Efficacy | 11.75 | 2.31 | 0.74 | 0.50 | 0.159** | 0.131* | 0.247** | 0.612** | 0.71 | | |
| Intention | 3.41 | 1.06 | — | — | 0.153** | -0.005 | 0.269** | 0.272** | 0.226** | — | |

Notes: 1. The bold fonts in the leading diagonals are the square root of AVEs.

Off-diagonal elements are correlations among constructs.

2. SD: Standard Deviation, CR: Composite Reliability, AVE: Average Variance

Extracted.

Table 4. Attitude towards government policy on HPV vaccination for MSM

| Question | Answer for option | N(%) |
|--|---------------------|------------|
| Whether you expect the government's approval and promotion of HPV vaccination for MSM in the future? | Yes, I expect | 474 (84.2) |
| | No, I do not expect | 24 (4.3) |
| | I do not care | 65 (11.5) |
| Would you like to recommend HPV | Yes, I would | 485 (86.1) |

| | | |
|--|------------------------|------------|
| vaccine to your MSM peers around you? | No, I would not | 78 (13.9) |
| What do you think of the publicity about HPV vaccination for MSM from the government | Extremely sufficient | 45 (8.0) |
| | Sufficient | 38 (5.7) |
| | Unsure | 137 (24.3) |
| | Insufficient | 147 (26.1) |
| | Extremely insufficient | 196 (34.8) |
| Do you think if the government should subsidize HPV vaccination for MSM? | Needed greatly | 359 (63.8) |
| | Needed | 120 (21.3) |
| | Unsure | 70 (12.4) |
| | Did not need | 12 (2.1) |
| | Did not need at all | 2 (0.4) |

Figure captions:

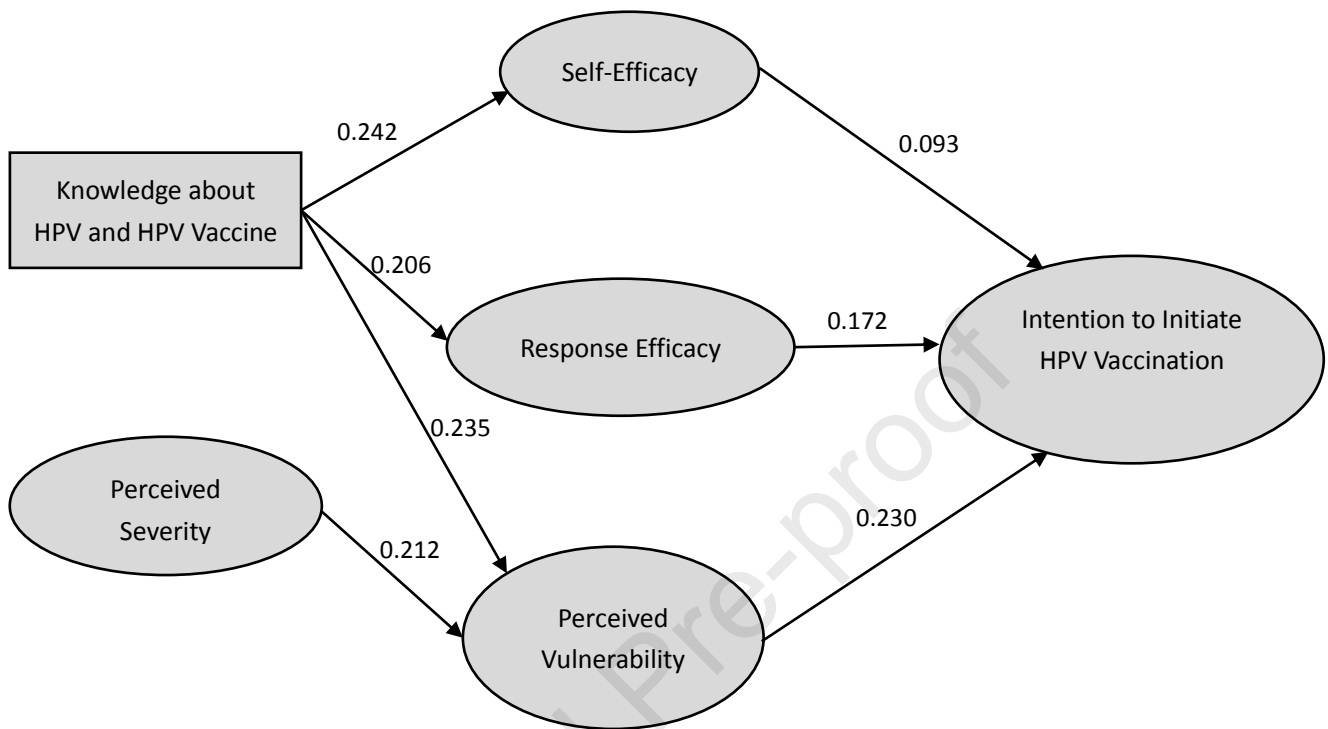
Figure 1. The path diagram of structural model

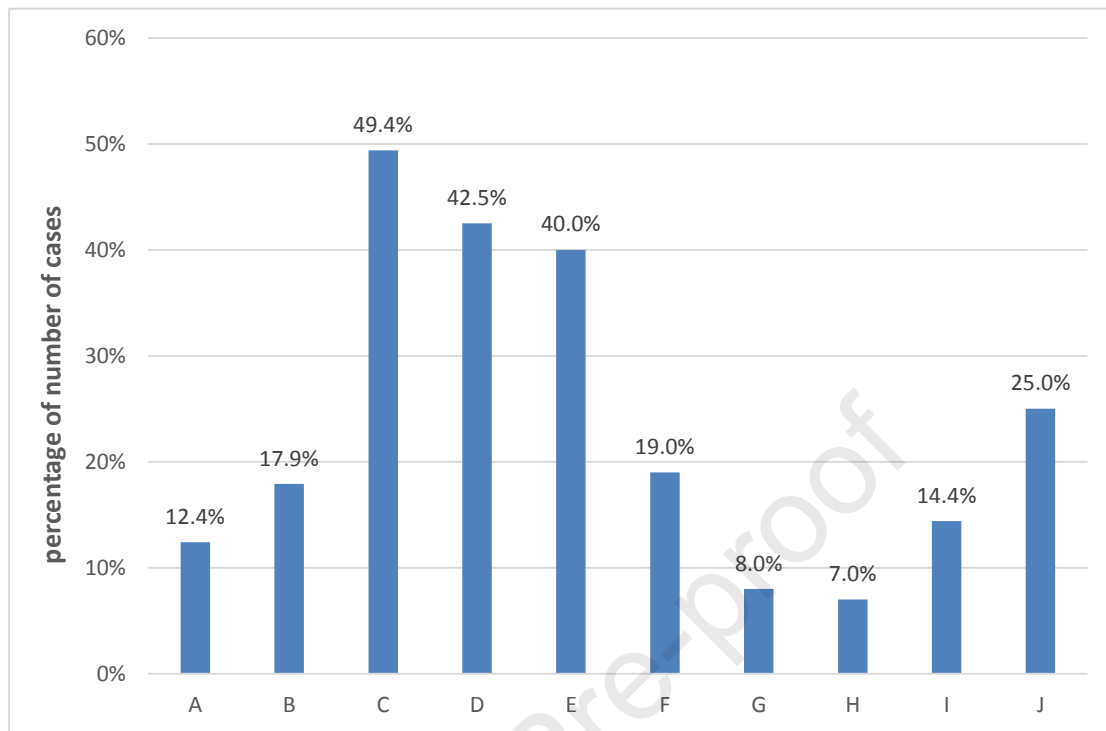
Illustration: It is a schematic map of the structural modeling result with solid lines indicating standardized regression weights ($P < 0.05$) of each latent variable.

Figure 2. Reasons why MSM had not initiated HPV vaccination

Illustration :It shows the proportion of answers for the multiple choice questions “why you had not taken HPV vaccine until now”. There are 10 options: A:

Thinking the vaccine was only for females; B: Thinking males could not get vaccine in mainland China; C: Not knowing where to get HPV vaccine; D: Lack of HPV vaccination recommendation from health care providers; E: Price of HPV vaccine too high; F: Not having time to get HPV vaccine; G: Not knowing enough about the vaccine; H: Being afraid of needles or perceived pain; I: Worrying about sexual orientation disclosure; J: Thinking there is no need to get vaccine





A: Thinking the vaccine was only for females

B: Thinking males could not get vaccine in mainland China

C: Not knowing where to get HPV vaccine

D: Lack of HPV vaccination recommendation from health care providers

E: Price of HPV vaccine too high

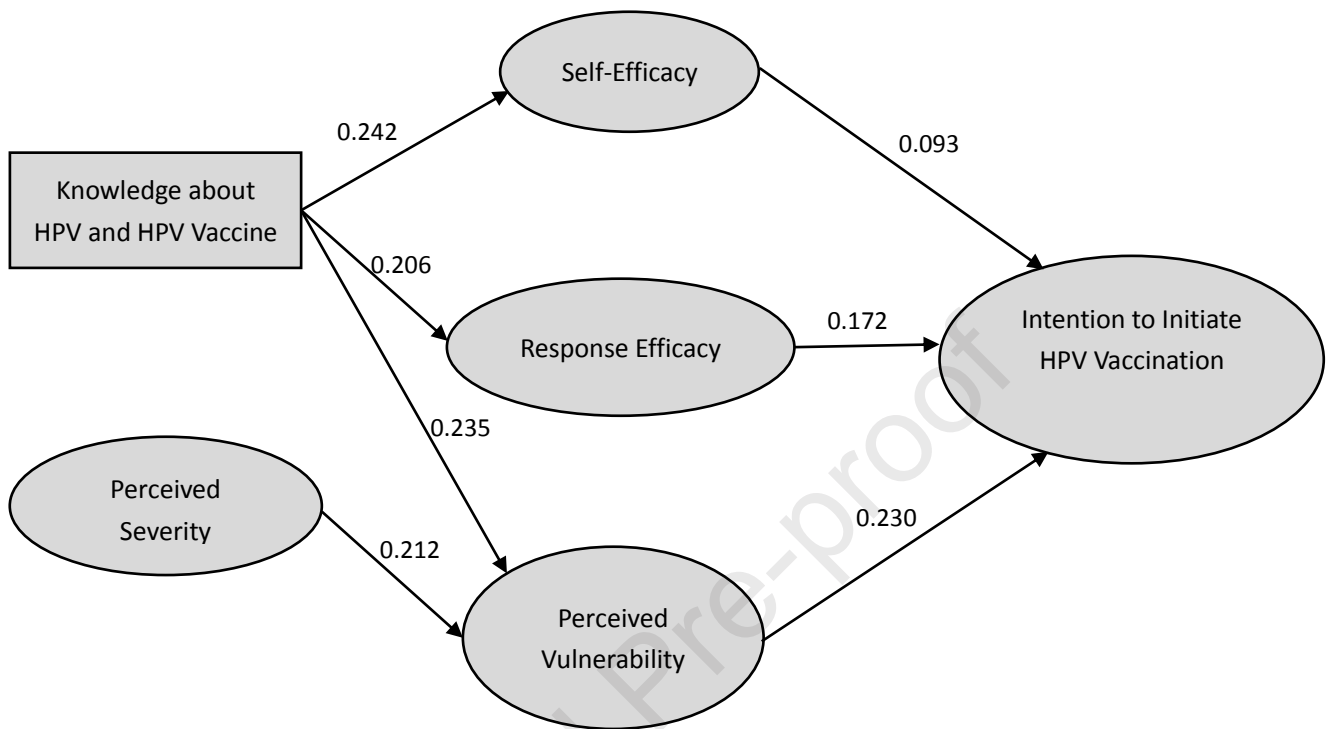
F: Not having time to get HPV vaccine

G: Not knowing enough about the vaccine

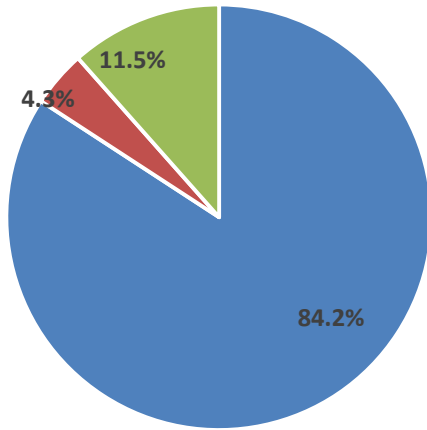
H: Being afraid of needles or perceived pain

I: Worrying about sexual orientation disclosure

J: Thinking there is no need to get vaccine

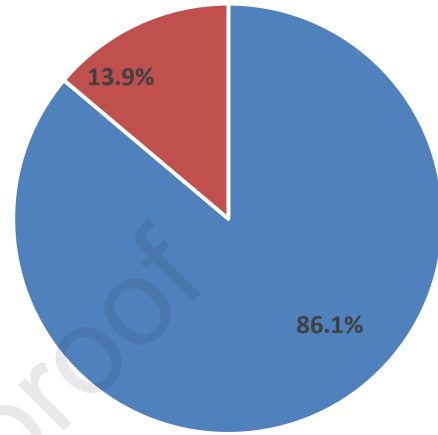


Whether you expect the government's approval and promotion of HPV vaccination for MSM in the future?



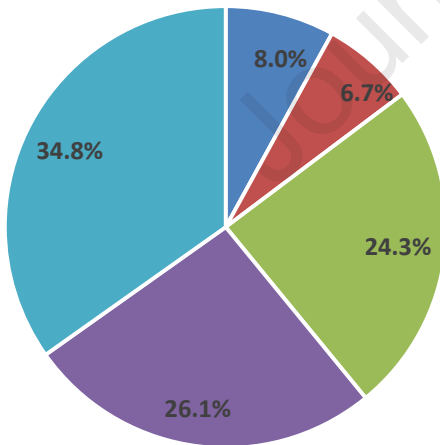
■ Yes, I expect. ■ No, I do not expect. ■ I do not care.

Would you like to recommend HPV vaccine to your MSM peers around you?



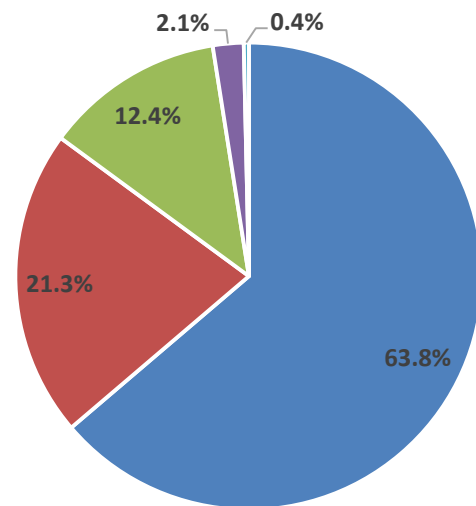
■ Yes, I would. ■ No, I would not.

What do you think of the publicity about HPV vaccination for MSM from the government

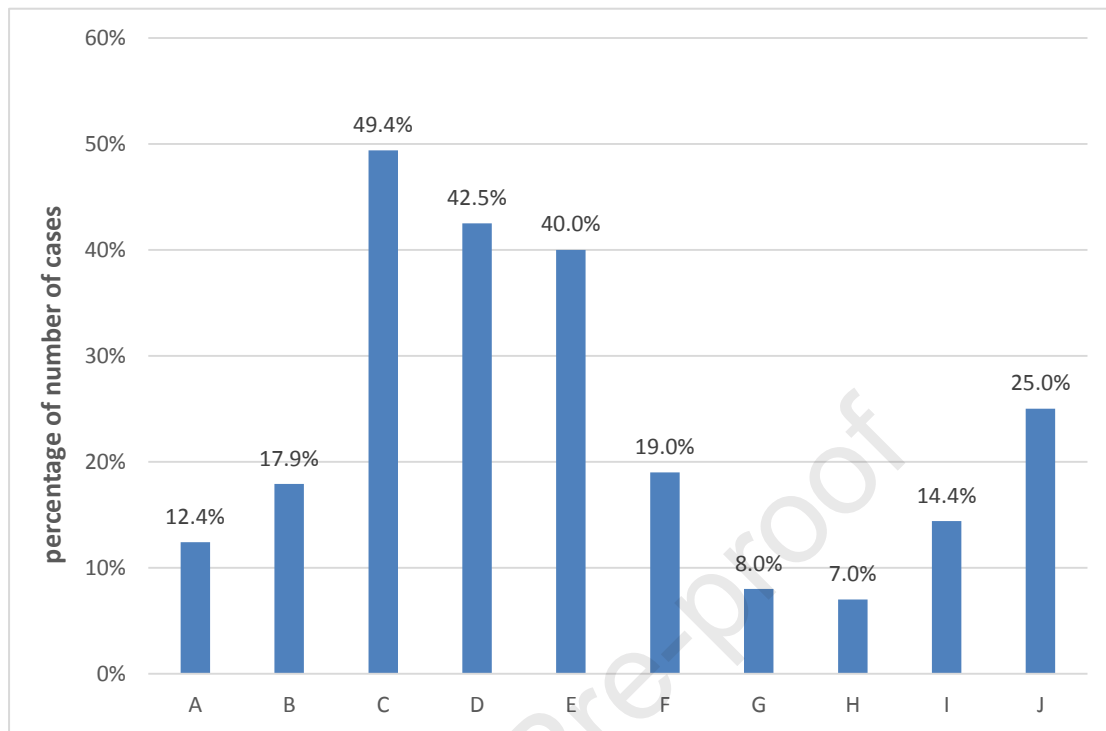


■ Extremely sufficient ■ Sufficient
 ■ Unsure ■ Insufficient
 ■ Extremely insufficient

Do you think if the government should subsidize HPV vaccination for MSM?



■ Needed greatly ■ Needed
 ■ Unsure ■ Did not need
 ■ Did not need at all



A: Thinking the vaccine was only for females

B: Thinking males could not get vaccine in mainland China

C: Not knowing where to get HPV vaccine

D: Lack of HPV vaccination recommendation from health care providers

E: Price of HPV vaccine too high

F: Not having time to get HPV vaccine

G: Not knowing enough about the vaccine

H: Being afraid of needles or perceived pain

I: Worrying about sexual orientation disclosure

J: Thinking there is no need to get vaccine

Highlights

- Low level of knowledge and intention to initiate HPV vaccination among MSM in China.
- Most variables of The Protection Motivation Theory were associated factors.
- Tailored intervention should be applied among MSM in China.
- Promotion of publicity and subsidization should be also considered.

Declaration of interests

The authors declare that they have no known competing financial interests or personal relationships that could have appeared to influence the work reported in this paper.

The authors declare the following financial interests/personal relationships which may be considered as potential competing interests:

Journal Pre-proof