

# Online Research @ Cardiff

This is an Open Access document downloaded from ORCA, Cardiff University's institutional repository: <https://orca.cardiff.ac.uk/131592/>

This is the author's version of a work that was submitted to / accepted for publication.

Citation for final published version:

Atkin, P. A., Willis, A., Donachie, C., Elledge, R. O. C., Thomas, S. J., Ni Riordain, R., Galvin, S., Marney, C., Setterfield, J. F., Smith, P. M. and Hammond, D. 2020. Human disease/clinical medical sciences in dentistry: current state and future development of undergraduate assessments in the UK and Ireland. *European Journal of Dental Education* 24 (3) , pp. 442-448. 10.1111/eje.12519 file

Publishers page: <https://doi.org/10.1111/eje.12519>  
<<https://doi.org/10.1111/eje.12519>>

Please note:

Changes made as a result of publishing processes such as copy-editing, formatting and page numbers may not be reflected in this version. For the definitive version of this publication, please refer to the published source. You are advised to consult the publisher's version if you wish to cite this paper.

This version is being made available in accordance with publisher policies.

See

<http://orca.cf.ac.uk/policies.html> for usage policies. Copyright and moral rights for publications made available in ORCA are retained by the copyright holders.



## **Human Disease/Clinical Medical Sciences in Dentistry: Current state and future development of undergraduate assessments in the UK and Ireland**

Atkin PA

Department of Oral Medicine, Cardiff University, Cardiff, UK  
atkinpa@cardiff.ac.uk

Willis A

Department of Oral Medicine, Queens University Belfast, Belfast, UK  
a.willis@qub.ac.uk

Donachie C

Department of Special Care Dentistry, University of Aberdeen, Aberdeen, UK  
cdonachie@abdn.ac.uk

Elledge ROC

College of Medical and Dental Sciences, University of Birmingham, Birmingham, UK  
r.o.c.elledge@birmingham.ac.uk

Thomas SJ

Department of Oral & Maxillofacial Surgery, Bristol University, Bristol, UK  
Steve.thomas@bristol.ac.uk

Ni Riordain R

Department of Oral Medicine, University College Cork, Cork, Ireland  
richeal.niriordain@ucc.ie

Galvin S

Department of Oral Medicine, Trinity College, University of Dublin, Dublin, Ireland  
galvinsh@tcd.ie

Marney C

Department of Oral Medicine, University of Dundee, Dundee, UK  
cmarney@dundee.ac.uk

Setterfield JF

Department of Oral Medicine, King's College London, London, U.K.  
Jane.setterfield@kcl.ac.uk

Smith PM

School of Dental Sciences, University of Liverpool, Liverpool, UK  
petesmif@liverpool.ac.uk

Hammond D

School of Dentistry, University of Central Lancashire, Preston, UK  
[dhammond1@uclan.ac.uk](mailto:dhammond1@uclan.ac.uk)



## **Abstract**

### Introduction

The United Kingdom and Ireland teachers of Human Disease/Clinical Medical Science for Dentistry (HD/CMSD) group continues to work together, and most recently collaborated to review current and future assessments. There is a proposed future conference to share assessment materials.

### Materials and methods

The first part of the review of assessments in HD/CMSD took place at a face-to-face meeting with presentations from delegates on assessments in their home institutions. The second part comprised an online survey where all eighteen schools in the UK and Ireland participated.

### Results

All schools had some element of formative assessment, and the majority had a stand-alone summative assessment at the end of the HD/CMSD teaching block. Most schools had a written paper and practical elements to their assessments, most commonly a combination of a multiple-choice type question combined with an objective structured clinical examination (OSCE). The majority of schools had abandoned clinical examinations with live patients and assessments of log-books or case reports stemming from clinical attachments within hospital departments. There was a trend towards the use of single best answer (SBA) questions and a willingness among participants to share a question bank. All schools incorporated elements of HD/CMSD in their final examinations.

### Discussion & Conclusion

This collaboration promoted the sharing of developments in assessment for HD/CMSD and demonstrated a willingness to co-operate between institutions. Assessment in HD/CMSD in the UK and Ireland continues to be refined by those responsible for its content and delivery and assessment methods are progressing following evidence-based best practice.

(249 words)

### Keywords

Clinical medical sciences in dentistry

Human disease

Medicine and surgery

Undergraduate

Assessment

Examination

## Main Text

### Introduction

The UK and Ireland Teachers of Human Disease/Clinical Medical Science (HD/CMSD) is an informal group of interested colleagues who work cooperatively to develop and progress teaching and assessment in their respective institutions and foster best practice. Previously the group has worked to develop a curriculum for HD/CMSD<sup>1</sup>, and more recently, the group looked at the content and delivery of the HD/CMSD curriculum<sup>2</sup>. This latest meeting focussed on how assessments for HD/CMSD are being delivered and any likely future developments. A recent meeting of the Association for Dental Education in Europe (ADEE) in partnership with the American Dental Education Association (ADEA) looked at dental assessments in a global context<sup>3</sup>, and how the paradigm of 'assessment *drives* learning' might shift to 'assessment *for* learning'. The Teachers Group of HD/CMSD is conscious of how current assessment might foster the former approach, but by shaping future formative and summative assessments, we may move towards the latter. This might then encourage a deeper understanding of the role of human health and disease may play in the safe and effective delivery of general dentistry and special care dentistry, among other specialties, in the context of an ageing population with increasing morbidity and polypharmacy. A recent report on the extent of chronic disease in Europeans of retirement age stated: "The burden of chronic diseases on Europeans of retirement age is substantial and will increase due to population ageing and prevailing lifestyle risks"<sup>4</sup>. This is the population our new dental graduates will serve, and a thorough understanding of human health and disease is key.

### Materials and Methods

Whether formal research ethics committee (REC) approval was required for the voluntary, online survey data collection was considered by the principal organisers (PA and AW), however, as described in the paper by Buchanan<sup>5</sup> (a participant in this study) "*The research design involved non-sensitive questionnaire surveys, and participants were not considered to be "vulnerable." Participation was not anticipated to be likely to cause either psychological stress or anxiety, and no detrimental impact ... was foreseen. As such, it was considered to be exempt from formal ... REC approval.*" This was a cooperative study with interested professional clinicians and educators, which would be to the benefit all of those participating. The subsequent sharing and dissemination of the results to the immediate group and to a wider audience was considered a valuable goal.

The data collection was composed of two parts. In the first part, those delegates attending the UK and Ireland Teachers of HD/CMSD conference in Cardiff in 2019 were asked to give a short presentation describing the former and current assessment processes in their own school and how they expect they might develop for the future. The face-to-face and informal nature of the meeting meant that it was straightforward to have discussion, explanation and clarification of aspects of the presentations and to plan how to take forward cooperative projects on assessment in HD/CMSD in the various undergraduate schools.

In the second part, all HD/CMSD lecturers from schools in the UK and Ireland took part in an online questionnaire survey<sup>6</sup> looking at similar areas to those described above, with some additional questions on exam styles, standard setting, input from external and internal examiners and school staff, use of formative and summative assessments, where in the undergraduate programme HD/CMSD assessments took place and how much support for HD/CMSD was forthcoming.

#### Part 1.

Eleven of the eighteen UK and Ireland dental schools provided a presentation describing the current state of their HD/CMSD assessments, both formative and summative, as well as a short description of how the assessments had developed to this point and where their future may lie. These were discussed at the conference and the data shared amongst the participating group.

#### Part 2

The first part of the online survey collected basic demographic details about the participants; their qualifications, specialty backgrounds and how long they had been involved in the organisation and coordination of the HD/CMSD programme in their dental school. Later questions asked over which years the HD/CMSD course extended and when and how formative assessments were carried out, and who compiled the assessment and who was involved in the marking. Questions also focussed on summative assessments, how they were composed, delivered, standard-set and marked, and whether they were integrated into other assessments or were stand-alone examinations and what overall contribution they made to professional Bachelor of Dental Surgery (BDS) examinations in the course. Questions also looked at the contributions from external examiners and their background and experience. Another section of the questionnaire asked about future cooperation between the teachers of HD/CMSD – if a common assessment method could be agreed on, whether a pooled question bank was possible and if a single, nationally-agreed HD/CMSD summative assessment would be supported. The final group of questions asked about the support for HD/CMSD the group felt they had in general and in particular for formative and summative assessment in their schools. Within the questionnaire, as well as clicking on an answer from a choice of responses there were opportunities to complete text boxes to clarify and expand on answers.

## Results

### Part 1

#### Conference

From the presentations and subsequent discussions some themes emerged. Previously in schools where clinical attachments to medicine, surgery and emergency departments were part of the HD/CMSD course, there would typically be a logbook of activity kept by the undergraduates, and for some a case report or reports was submitted as part of the assessment. As schools have reduced clinical attachments the use of case reports and log books have reduced in the assessments, and the time-burden of marking non-standardised assessments for the examiners has reduced accordingly.

Most schools had written papers and objective structured clinical examinations (OSCE) as part of their assessments, and in some schools, long essays were formerly a part of the examinations. Other forms of written assessments included multiple choice questions (MCQ), extending matching questions (EMQ) and short answer questions (SAQ) and some schools had already adopted SBAs.

In the discussion of how summative assessments have changed, many schools had reduced or dropped long essay questions and there was a move towards SBAs and EMQ/SAQs which can be more easily marked against standard templates or ideal answer schemes, and standard-setting, by whatever methods, are more rigorous, reliable and reproducible.

A small number of schools maintained a clinical examination of a live patient as part of the assessment, and a few used simulated patients/actors or paper-based clinical scenarios as an element of an assessment.

OSCEs were also used by a small number of schools. In some there were just one or two stand-alone OSCE stations in the HD/CMSD assessment, and in others HD/CMSD OSCEs were incorporated into a larger end-of-year assessment which included other dental disciplines. One school had a larger-scale OSCE specifically dedicated the HD/CMSD.

### Part 2

#### Survey participants

Of the eighteen respondents who were involved in the assessment of HD/CMSD in the dental schools of the UK and Ireland, thirteen were both dentally and medically qualified, four were singly-dentally qualified and one had qualifications in physiology and in education with a lead teaching and assessment role in their dental school. Of the clinically-qualified participants, nine (50%) were specialists in oral medicine, five (28%) were maxillofacial surgeons, and there was one each with specialist training in special care dentistry, oral surgery, oral pathology and in physiology. All were consultants and/or clinical academics of varying degrees of seniority ranging from clinical lecturers to professors. In terms of their duration of involvement with HD/CMSD teaching and assessment in their institutions, exactly half (n=9, 50%) reported between one and three years, a third (n=6, 33%) more than ten years, and the remainder from between four and nine years.

Across the dental schools, the HD/CMSD teaching was mostly delivered over the second, third and fourth years, and there were formative assessments mostly in these same years.

#### Formative assessments

Formative assessment styles were described by most respondents, and typically there was a mix of assessment types and styles. Six schools used single best answer (SBA) questions, five used workbooks/logbooks or case reflections in their formative assessments, and other formative assessments included multiple choice questions (MCQ), objective structured clinical examinations (OSCE) and short answer questions (SAQ). When asked who wrote, set and marked the formative assessments, eight of the fourteen (57%) who made additional comments, reported that as the lead for HD/CMSD, they did the work. Other were aided by delegated lecturers in the dental school, or lecturers on the HD/CMSD course from medical and surgical specialties.

#### Summative assessments at the end of the HD/CMSD programme

Fourteen schools had stand-alone summative assessments in HD/CMSD, and four did not. The question styles in the stand-alone summative examination were asked about, with the majority using a combination of SAQs, EMQs and MCQs (Figure 1). Fourteen schools reported using OSCEs in the summative assessment, with the majority using actors/simulated patients in at least some of the stations. The markers at the OSCE stations were mostly staff from the dental hospital or school (principally oral medicine, oral surgery and OMFS) as well as medical and surgical staff involved in the HD/CMSD teaching programme. When asked about the marking of the summative assessment, ten reported some electronic marking (typically SBAs and MCQs), and twelve reported marking by hand (SAQs, OSCEs). The hand-marked assessments were mostly all double-marked, or a sample from the highest, lowest and borderline grades were double marked.

#### Creation, marking and integration of summative assessments

The survey asked if the HD/CMSD leads felt well-supported in the creation of stand-alone summative assessments. Half of the respondents (n=9, 50%) strongly agreed/agreed they were supported, four (22%) strongly disagreed/disagreed that they were supported. The remainder (n=5, 28%) neither agreed nor disagreed. (Figure 2).

In relation to being well-supported in marking of summative assessments, 13 (72%) strongly agreed/agreed, two (11%) strongly disagreed/disagreed, and the remainder (n=3, 17%) neither agreed nor disagreed (Figure 3).

The HD/CMSD leads for the school were asked if they felt the HD/CMSD summative assessment was well-integrated into the overall BDS assessments. Fourteen (78%) strongly



agreed/agreed, and three (17%) disagreed. The remaining respondent neither agreed nor disagreed (Figure 4).

#### Importance of the HD/CMSD themes in the overall BDS programme

The school leads were asked their opinion on whether HD/CMSD was given due importance in the overall BDS programme. Half (n=9) strongly agreed/agreed, six (33%) strongly disagreed/disagreed, and three (17%) neither agreed nor disagreed (Figure 5).

#### Standard-setting for HD/CMSD assessments

In twelve (66%) schools the HD/CMSD lead was always involved in the standard-setting of the assessments. In the remainder (34%), there was a mix of clinical medical and dental staff. Some respondents noted that they felt it was important that there was a mix of subject-specialists and non-subject specialists involved, including specialty registrars and staff from the dental hygiene/therapy school to “... bring an appropriate balance and perspective”, and “... to involve a wide range of individuals including those from primary care.” For the methods of standard-setting used in the schools, some used more than one, and in two the respondents were unsure. A few used more than one method. Sixteen (89%) used Angoff/modified-Angoff, and one each used Ebel and Hofstee methods. In eight schools (44%) all students received feedback from their summative assessment, seven (39%) gave no feedback, and the remainder gave feedback to the students who failed and were to resit.

#### Summative assessments elsewhere in the undergraduate programme

Eleven (61%) of the schools reported that elements of HD/CMSD were assessed elsewhere in the programme. All of these reported that the final degree examinations included some aspect of HD/CMSD, and a smaller number reported summative assessment included in other assessment schedules. Ten of the schools (56%) who included a clinical case or scenario in their final examination would always include an HD/CMSD element. Two (11%) did not, and the remainder mostly, but not always, would do this.

#### Shared assessments

The group was asked about collaboration and assessments. Figure 6 shows the types of questions that could be used in such an assessment, and majority felt that SBAs and SAQs would be the most useful. In the 'other' group, half thought that OSCEs would be useful addition and two thought that EMQs would be appropriate. When asked about a shared question bank for a stand-alone HD/CMSD assessment 16 of 17 respondents (94%) were in favour. When asked about a single nationally-agreed summative examination paper, there was a less clear consensus (Figure 7), but with the majority agreeing in principle.

#### External examiners

Eleven schools (61%) reported having an external examiner specifically for the HD/CMSD summative examination. The remainder described a policy of wherever possible having a doubly-qualified examiner in the external examiner group who would be involved in the HD/CMSD assessment as well as other topics under examination in the same diet. The external examiners were able to view the HD/CMSD papers in all schools to ensure fairness and parity of assessments between schools. Seventeen (94%) schools had the external examiner take part in the examination board for the summative HD/CMSD assessment. Ten schools (55%) reported that their external examiner was always involved in the HD/CMSD course in their own school and a further five (28%) said that this was not a formal requirement, but where they could they did, or used external examiners who had previous experience in this area. The remaining three (17%) schools had no requirement that an external examiner be involved in HD/CMSD.

## **Discussion**

There was a consistent direction of travel described by many delegates in regard to the HD/CMSD summative assessment. Many schools had dropped essay questions and live clinical patient examinations in favour of MCQ and SAQ/EMQ papers, and some schools had already dropped these in favour of SBA papers. Where schools were looking to update their assessments, many are moving towards SBAs for mid-BDS programme assessments, including HD/CMSD examinations.

Most schools have HD/CMSD as a stand-alone assessment among other clinical topics, and there is no compensation between HD/CMSD and other assessments.

In regard to end-of-programme, or final examinations HD/CMSD is present for nearly all schools. None have a stand-alone paper but HD/CMSD-themed questions form part of the both the written and clinical assessments.

The HD/CMSD teachers group members in their individual schools continue to evolve the formative and summative assessments in the dental undergraduate programmes. The majority felt that they were well supported by their schools in the creation, standard setting and marking of assessments, and that the HD/CMSD elements were well integrated into the overall assessments in the undergraduate programme.

Most were moving along an evolutionary pathway of assessments that began as essay questions, logbooks from clinical attachments and case report written assignments, to a combination of written examinations using a mixture of SAQs, EMQs and MCQs alongside OSCEs. MCQ-based examinations (including EMQs) are reliable and allow a sampling of a range of student knowledge<sup>7</sup>. The sole use of MCQs is discouraged, but are valuable when used alongside other forms of assessment<sup>8</sup>, for example OSCE assessments, which have been shown to be reliable with good validity when used in dental undergraduate examinations<sup>9</sup>.

Some schools were already using SBA question formats in the written assessment, either alone or in combination with OSCEs. The discussion among delegates was that many other schools were planning to adopt SBAs as the sole form of written assessment for HD/CMSD

stand-alone assessment. SBAs have been shown to have high levels of reliability, can be machine marked very efficiently and are used across both medical undergraduate and postgraduate assessments<sup>10</sup>. Where a question, such as an SBA, includes a patient vignette, with some clinical information, the interpretation and/or problem-solving elements are thought to involve 'higher-order' skills rather than just factual recall<sup>11</sup>. Writing good SBAs with appropriate distractors takes time and effort to write, making the case for a nationally shared question bank with best-quality assessments produced from an expert group with an investment in collective production of quality SBAs.

Adoption of a common format of examination such as SBAs may lend itself to sharing of questions between institutions. In the online survey 94% of respondents were in favour of this. In the discussions between delegates, issues such as question-bank integrity, fairness of question sharing and writing between institutions and maintaining an up to date question bank were raised. This is common to all forms of question banks and not unique to the HD/CMSD assessments. Several schools were already using an online assessment software platform for storing question banks, allowing for standard setting of individual SBAs and compilation of an assessment paper<sup>12</sup>, and other schools were planning to adopt this same system. This commonality may allow for ease of sharing of standard-set and trialled questions between institutions and promote some uniformity of assessment across the participating institutions.

## **Conclusion**

The findings from the conference presentations and contemporaneous discussions, as well as those from the online survey demonstrate that the teachers of HD/CMSD group are regularly reviewing the style and appropriateness of assessment in HD/CMSD and evolving them to the benefit of students, staff and patients. The choice of assessment style is moving towards more reliable, reproducible and valid questions and typically with the use of an online platform. Combination of written SBAs and practical, clinically-based OSCEs appears to be a solid foundation for assessment in HD/CMSD.

## References

- <sup>1</sup> Mighell AJ, Atkin PA, Webster K, et al. Clinical medical sciences for undergraduate dental students in the United Kingdom and Ireland -a curriculum. *Eur J Dent Educ.* 2011;15:179-188.
- <sup>2</sup> Atkin PA, Thomas S, Cook RJ, et al. Human Disease/Clinical Medical Sciences in Dentistry: Current state and future directions of undergraduate teaching in the UK and Ireland. *Eur J Dent Educ.* 2018;00:1–6.
- <sup>3</sup> Patel US, Tonni I, Gadbury-Amyot C, Van der Vleuten CPM, et al. Shaping the future of dental education: Assessment in a global context: An international perspective on dental education. *Eur J Dent Educ.* 2018;22(Suppl. 1):21-27.
- <sup>4</sup> Harbergs, M. & Achtenberg, P. (2012). Europeans of retirement age: chronic diseases and economic activity. Netherlands: The Dutch National Institute for Public Health and the Environment (RIVM).
- <sup>5</sup> Buchanan JAG, Parry D. Engagement with peer observation of teaching by a dental school faculty in the United Kingdom. *Eur J Dent Educ.* 2019;23:42–53.
- <sup>6</sup> Online Surveys (formerly Bristol Online Surveys). <https://www.onlinesurveys.ac.uk/> (Accessed February 2019)
- <sup>7</sup> McCoubrie P. Improving the fairness of multiple-choice questions: a literature review. *Med Teach.* 2009;26(8):709–12.
- <sup>8</sup> Anderson J. Multiple choice questions revisited. *Med Teach.* 2004 Mar;26(2):110-3.
- <sup>9</sup> Graham R, Zubiaurre Bitzer LA, Anderson OR. Reliability and predictive validity of a comprehensive preclinical OSCE in dental education. *J Dent Educ.* 2013 Feb;77(2):161-7.

<sup>10</sup> Sam AH et al. Very-short-answer questions: reliability, discrimination and acceptability. *Med Educ.* 2018 Apr;52(4):447-455.

<sup>11</sup> Case SM & Swanson DB (2003) *Constructing written test questions for the basic and clinical sciences, 3<sup>rd</sup> edn.* Philadelphia: National Board of Medical Examiners (NBME). Available from: [http://www.nbme.org/PDF/ItemWriting\\_2003/2003IWGwhole.pdf](http://www.nbme.org/PDF/ItemWriting_2003/2003IWGwhole.pdf) (Accessed July 2019)

<sup>12</sup> Liftupp. <https://www.liftupp.com/> (accessed 8.6.19)

## Tables/Figures

Figure 1

Describe the format of your stand-alone (summative) HD/CMSD assessment

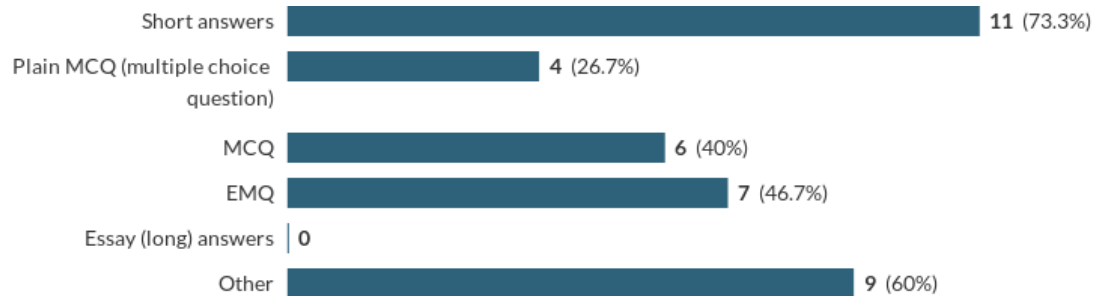


Figure 2

As the HD/CMSD lead/coordinator in my dental school, I feel well supported in the creation of summative assessment questions

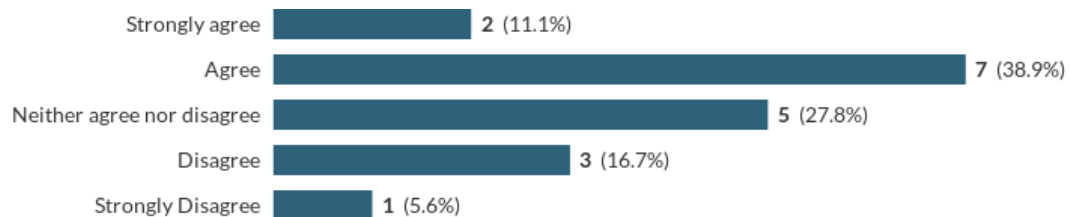


Figure 3

As the HD/CMSD lead/coordinator in my dental school I feel well supported in the marking of summative assessments

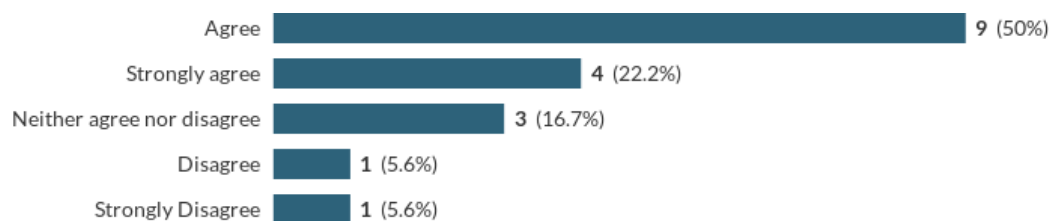


Figure 4

As the HD/CMSD lead/coordinator in my dental school, I feel the HD/CMSD summative assessment is well-integrated into the overall BDS examinations

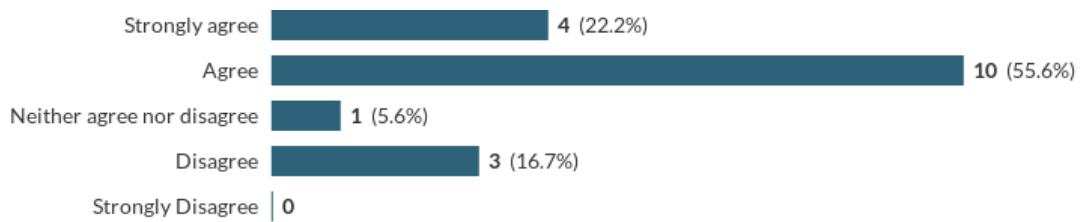


Figure 5

As the HD/CMSD lead/coordinator for my school, I feel HD/CMSD is given due importance in the overall BDS programme

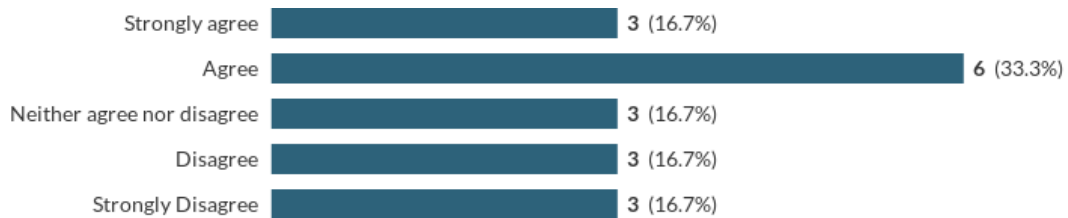


Figure 6

If the Teachers of HD/CMSD group could agree on an assessment method that could be shared across dental schools, what format do you think that assessment might take?

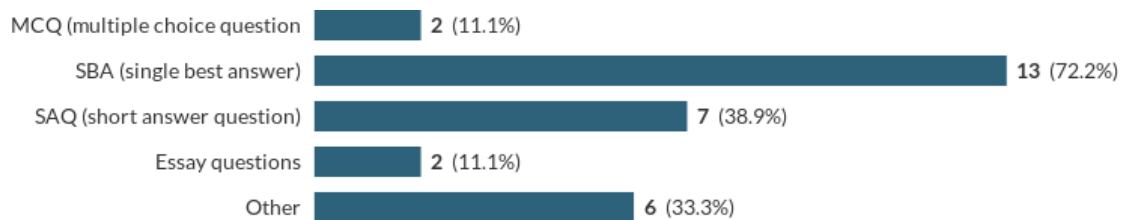
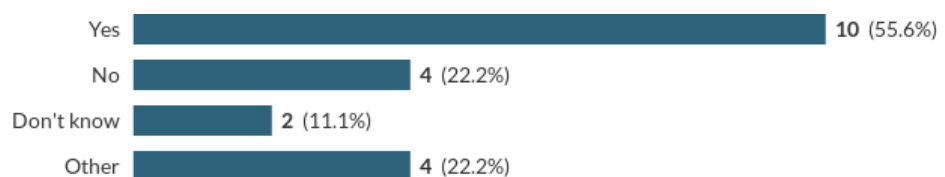


Figure 7

If the Teachers of HD/CMSD could agree a pooled question-bank, in principle, would you also consider a single, nationally-agreed summative examination?



## **Acknowledgements**

The authors would like to acknowledge the contributions of our colleagues, the HD/CMSD representatives of dental schools in the UK and Ireland who kindly took the time to participate in the online survey: Alex Crighton, University of Glasgow, Richard Graham, University of Manchester, Mark Greenwood, Newcastle University, Jon Bennett, University of Plymouth, John Buchanan, Queen Mary, University of London and Issam Bakri, University of Sheffield.