

# Online Research @ Cardiff

This is an Open Access document downloaded from ORCA, Cardiff University's institutional repository: <https://orca.cardiff.ac.uk/id/eprint/116659/>

This is the author's version of a work that was submitted to / accepted for publication.

Citation for final published version:

Kanitkar, Swarom, Carter, James H., Hutchings, Graham J. ORCID: <https://orcid.org/0000-0001-8885-1560>, Ding, Kunlun and Spivey, James J. 2018. Low temperature direct conversion of methane using a solid superacid. ChemCatChem 10 (21) , pp. 5033-5038. 10.1002/cctc.201801310 filefile

Publishers page: <http://dx.doi.org/10.1002/cctc.201801310>  
<<http://dx.doi.org/10.1002/cctc.201801310>>

Please note:

Changes made as a result of publishing processes such as copy-editing, formatting and page numbers may not be reflected in this version. For the definitive version of this publication, please refer to the published source. You are advised to consult the publisher's version if you wish to cite this paper.

This version is being made available in accordance with publisher policies.

See

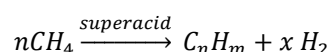
<http://orca.cf.ac.uk/policies.html> for usage policies. Copyright and moral rights for publications made available in ORCA are retained by the copyright holders.



# Low Temperature Direct Conversion of Methane using a Solid Superacid

Swarom Kanitkar,<sup>[a]</sup> James H. Carter,<sup>[b]</sup> Graham J. Hutchings,<sup>[a,b]</sup> Kunlun Ding,<sup>[a]</sup> James J Spivey,<sup>\*,[a]</sup>

**Abstract:** The direct conversion of methane to higher hydrocarbons and hydrogen can be catalyzed using “superacids”:



The first report of catalytic oligomerization of methane using superacids was that of Olah et al., who demonstrated the superacidity of  $\text{FSO}_3\text{H}\cdot\text{SbF}_5$ , which is a liquid. More recently, Vasireddy et al. showed that gas-phase  $\text{HBr}/\text{AlBr}_3$  was an active superacid. The only reported solid superacid for methane oligomerization is sulfated zirconia (SZ). Here, we report a new class of Br-based solid superacids,  $\text{AlBr}_x/\text{H-ZSM-5}$  (“ABZ-5”,  $x=1$  or  $2$ ). ABZ-5 is based on gas-phase  $\text{HBr}/\text{AlBr}_3$ , with the objective of synthesizing a heterogeneous analogue of the gas-phase superacid  $\text{HBr}/\text{AlBr}_3$ . The results show that ABZ-5 is significantly more active than SZ. Perhaps more significantly, results here show methane conversions of  $\sim 1\%$  at  $300^\circ\text{C}$  using ABZ-5. By comparison with SZ,  $350^\circ\text{C}$  is the lowest temperature reported in the literature at which measurable conversions are shown, and the corresponding methane conversions were  $< 0.15$ . Here, we demonstrate direct conversion of methane using a solid superacid catalyst,  $\text{AlBr}_x/\text{H-ZSM-5}$ . This solid catalyst is synthesized using a vapor-phase process in which  $\text{AlBr}_3$  vapor is grafted on to solid H-ZSM-5. This catalyst is characterized using  $\text{NH}_3$ -TPD, XRD, and DRIFTS. Hydrocarbon products observed in the temperature range of  $200 - 400^\circ\text{C}$  include both  $\text{C}_2$ - $\text{C}_6$  hydrocarbons and aromatics.

## Introduction

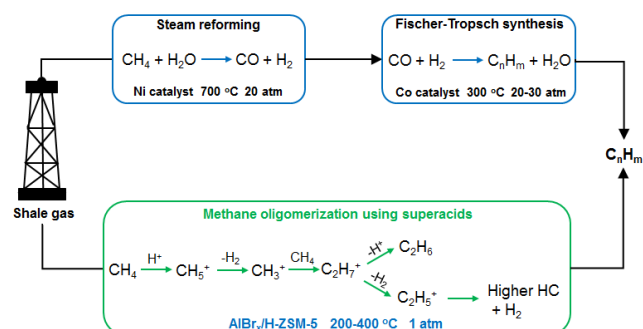
Methane conversion to higher-value products has been a topic of research for decades, but the “shale gas revolution” has made low-cost natural gas readily available. This has presented a unique opportunity to take advantage of the immense, previously inaccessible reserves of natural gas. This has already had major impacts on the energy and chemical industries<sup>[1]</sup>.

Methane is a thermodynamically stable, non-polar molecule containing strong, equivalent (C-H) bonds (434 kJ/mol)<sup>[2]</sup>. Activation of methane typically requires very high temperatures and oxidants like  $\text{O}_2$  (partial oxidation/oxidative coupling)<sup>[3]</sup>,

$\text{CO}_2/\text{H}_2\text{O}$  (reforming)<sup>[4]</sup>,  $\text{S}_2$  (sulfidation)<sup>[5]</sup>, or  $\text{Br}_2$  (bromination)<sup>[6]</sup>. These reactions produce intermediates like syngas or  $\text{CH}_3\text{OH}/\text{CH}_3\text{SH}/\text{CH}_3\text{Br}$ , which are subsequently converted into hydrocarbons or oxygenates. In these reactions, methane activation at elevated temperatures leads to another challenge: complete dehydrogenation of methane into elemental carbon or coke.

Direct (non-oxidative) conversion of methane is an alternative to processes that require intermediates such as syngas. Catalysts involving direct conversion include lattice-confined single Fe sites<sup>[7]</sup> or modified-zeolites<sup>[8]</sup> at very high temperatures ( $700$ – $1100^\circ\text{C}$ ). One particularly promising approach for the direct conversion of methane at lower temperatures is based on superacids (Figure 1). These catalysts were first demonstrated by Olah<sup>[9]</sup>, using liquid “magic acid” ( $\text{FSO}_3\text{H}\cdot\text{SbF}_5$ ). Other superacids have been reported for the oligomerization of methane:  $(\text{SbF}_5\cdot\text{HF})$ <sup>[10]</sup>,  $(\text{HBr}\cdot\text{AlBr}_3)$ <sup>[11]</sup>, and sulfated zirconia<sup>[12]</sup>.

$\text{HBr}\cdot\text{AlBr}_3$  is a particularly promising gas-phase superacid catalyst.



**Figure 1.** Current and proposed process for converting methane into olefins and fuels. At present, methane is reformed into syngas and then transformed into higher hydrocarbons through the Fischer-Tropsch synthesis. This indirect process requires high temperatures and pressures. Methane oligomerization using solid superacids offers a direct route to converting methane into higher hydrocarbons under mild conditions.

This is a proven strong superacid, and has been compared to the strongest known superacid, “magic acid”<sup>[13]</sup>. Recently<sup>[11b]</sup>, this gas-phase superacid has been shown to convert  $\text{CH}_4$  into higher hydrocarbons ( $\text{C}_2 - \text{C}_{26}$ ) and  $\text{H}_2$  at temperatures as low as  $200$ – $400^\circ\text{C}$ . Although  $\text{CH}_4$  conversions were relatively high, separating the catalyst from the gaseous products was difficult, making it practically impossible to carry out a carbon balance, or to envision a practical process based on a gas-phase superacid. This could be addressed by incorporating the proven gaseous  $\text{HBr}\cdot\text{AlBr}_3$  superacid onto a solid support.

Any process based on direct conversion of methane using superacids at the temperatures reported here ( $200$ – $400^\circ\text{C}$ ) must address the equilibria limitations. At the conditions of interest here, equilibrium methane conversion is  $\sim 0.5$  to  $12\%$  (with coke formation allowed) depending on the product composition, including hydrogen, alkanes/alkenes, polynuclear aromatics,

[a] M.S.-Chem. Eng., S. Kanitkar, Dr. K. Ding, Dr. J. J. Spivey, Dr. G. Hutchings  
Cain Department of Chemical Engineering  
Louisiana State University  
Baton Rouge, LA – 70803, USA  
E-mail: [jjspivey@lsu.edu](mailto:jjspivey@lsu.edu)

[b] Dr. J. Carter, Dr. G. Hutchings  
Cardiff Catalysis Institute  
Cardiff University  
Cardiff, UK CF10 3AT

Supporting information for this article is given via a link at the end of the document.

among others. It is outside the scope of our study here to determine if a feasible process based on superacid catalysis of methane oligomerization is practical. However, we recognize that a solid superacid could be an essential element of a practical process.

We are aware of no report of a solid superacid based on bromine for methane oligomerization, despite the potential significance of an active solid superacid based on the gas-phase HBr/AlBr<sub>3</sub> catalyst sites. Our study here describes the synthesis, characterization and direct conversion of methane to higher hydrocarbons using a solid superacid, AlBr<sub>3</sub>/H-ZSM-5 ("ABZ-5", x = 1 or 2). Though the oligomerization of methane is the focus here, there are clear significant opportunities in related acid-catalyzed processes, e.g. alkylations and acylations [14]; alkane isomerization and cracking [14c, 15]; and polymerization [14c].

## Results and Discussion

### Comparison with previous research

Table 1 compares the literature on direct conversion of methane using solid superacids with a representative result on ABZ-5 reported here (300 °C).

**Table 1.** Comparison of performance of ABZ-5 with other solid superacids

Catalyst	Temp <sup>[a]</sup> (°C)	Space velocity (L g <sub>cat</sub> <sup>-1</sup> h <sup>-1</sup> )	Conv. (%)	Notes	Ref.
SZ/Fe/Mn	350-450	0.76	< 0.15	Flow reactor	[12b]
SZ/Fe/Mn <sup>[c]</sup>	450	4.5	NR <sup>*</sup>	Pulsed and flow exp.	[16]
SZ/Co/Mn <sup>[c]</sup>	450	4.5	NR	Pulsed and flow exp.	[16]
SZ/Cu <sup>[c]</sup>	450	4.5	NR	Pulsed and flow exp.	[16]
SZ/Ni <sup>[c]</sup>	450	4.5	NR	Pulsed and flow exp.	[16]
SZ/Al <sub>2</sub> O <sub>3</sub> <sup>[c]</sup>	450	4.5	NR	Pulsed and flow exp.	[16]
SZ <sup>[d]</sup>	400	0.6	0.35 after 5 h	recirculating reactor	[17]
SZ/Al <sub>2</sub> O <sub>3</sub> <sup>[d]</sup>	400	0.6	1.9 after 5 h	recirculating reactor	[17]
ABZ-5	300	18	~ 1	Fixed bed reactor	Current Work

Table 1 shows that methane conversions in the literature are not typically given. For studies in which conversions are reported, values vary from 0.15-1.9%. However, a direct comparison of ~1% conversion for the ABZ-5 catalyst with the literature is not possible because of the different reaction conditions. For example, Table 1 shows that results for ABZ-5 at the temperature of 300 °C, while reported studies were carried out at higher temperatures, 350-450 °C. SV values in the literature were 0.44 - 4.5 L g<sub>cat</sub><sup>-1</sup> h<sup>-1</sup>, while here the space velocity was 18 L g<sub>cat</sub><sup>-1</sup> h<sup>-1</sup>, a factor of 4-40 times greater than those reported here. Table 1 suggests that

ABZ-5 is more active than SZ. In order to test this, a direct comparison was carried out.

### Direct comparison of ABZ-5 with other solid superacids

Table 2 directly compares the activity of four solid superacids in CH<sub>4</sub> oligomerization at identical conditions: H-ZSM-5 (as-received), and three catalysts synthesized here (SI (supplementary information), 1,2): sulfated zirconia (SZ), AlBr<sub>3</sub> supported on SiO<sub>2</sub> (ABSi) and AlBr<sub>3</sub> supported on ZSM-5 (ABZ-5). An intermediate temperature of 300 °C was selected to compare solid superacid product selectivities directly.

**Table 2.** Time on stream (TOS) activity of ABZ-5 catalyst and its comparison against various catalysts for CH<sub>4</sub> oligomerization (300 °C, 1 atm, 9 L g<sub>cat</sub><sup>-1</sup> h<sup>-1</sup>, CH<sub>4</sub> conv. ~ 1% for ABZ-5)

Cat.	TOS (hr)	TOF (hr <sup>-1</sup> )	Product Selectivity (%) <sup>[e]</sup>						
			C <sub>2-</sub>	C <sub>3</sub>	C <sub>4</sub>	B <sup>[a]</sup>	T <sup>[b]</sup>	EB <sup>[c]</sup>	X (o,m ,p) <sup>[d]</sup>
ABZ-5	1	0.1	3.0	7.9	2.3	0.5	18.5	59.6	8.1
ABZ-5	2	0.015	8.2	14.9	-	-	26.1	41.3	9.5
ABZ-5	3	0.004	13.5	17.8	-	-	38	-	30.6
Blank (Quartz Wool)	1	0	-	-	-	-	-	-	-
ABSi	1	0	-	-	-	-	-	-	-
H- ZSM-5	1	0	-	-	-	-	-	-	-
SZ	1	0	-	-	-	-	-	-	-

[a] Benzene [b] Toluene [c] Ethylbenzene [d] Xylene (ortho, meta, para)

[e] Selectivity is calculated based on total number of observed products. (-) = not detected

Table 2 shows that only ABZ-5 is active, while there are no measurable products from any of the other catalysts at these conditions. A decrease in TOF (turnover frequency) with TOS (time on stream) for ABZ-5 indicates deactivation. With time, there is a general increase in ethylene and propane selectivity. Selectivity to aromatics is significant, even when methane conversion is ~1%. The aromatic selectivity also changes on-stream: after 1 h, ethylbenzene and toluene are the major products, but after 3 h, no ethyl benzene was observed and the selectivity to xylene and toluene increased significantly.

Despite low methane conversions, these results provide clear evidence of methane activation at temperatures as low as 300 °C and demonstrates that ABZ-5 is a strong solid superacid.

### Acidity measurements



(o,m,p)									
200	0.01	17.6	30.4	10.7	31.6	9.7	-	-	-
300	0.1	3	7.9	2.3	0.49	18.6	59.6	8.1	-
400	0.08	7.8	14.4	1.4	9.0	35.6	24.7	7.1	-

[a] Mesitylene

### Effect of space velocity

Space velocity (SV) significantly affects hydrocarbon selectivity. ABZ-5 was studied at three different space velocities (3.6, 9 and 18 L g<sub>cat</sub><sup>-1</sup> h<sup>-1</sup>). The corresponding activity results are presented in Table 5. The total aromatic selectivity is relatively high at all conditions tested here, consistent with coke formation. TOF increases at lower SV, as expected. However, there is no clear trend of total aromatic selectivity with SV, nor with any specific aromatic compounds. The only clear trend in selectivity is that of propane selectivity, which increases with increasing SV, indicating that propane is an intermediate. However, there is no obvious relationship between propane and any measurable aromatics.

**Table 5:** Effect of space velocity on methane oligomerization over ABZ-5 catalyst (1 atm, 300 °C). Samples are taken at 1 hr time on stream

Space Velocity (L g <sub>cat</sub> <sup>-1</sup> h <sup>-1</sup> )	TOF (h <sup>-1</sup> )	Product selectivity (%)								
		C <sub>2=</sub>	C <sub>3</sub>	C <sub>4</sub>	B	T	EB	X (o,m,p)	M	
3.6	0.16	4.2	0.75	2.1	1.97	8.4	20.1	5.6	56.9	
9	0.1	3	7.9	2.3	0.49	18.6	59.6	8.1	-	
18	0.02	17	25.6	5.5	4.6	17.1	30.2	-	-	

### TPO

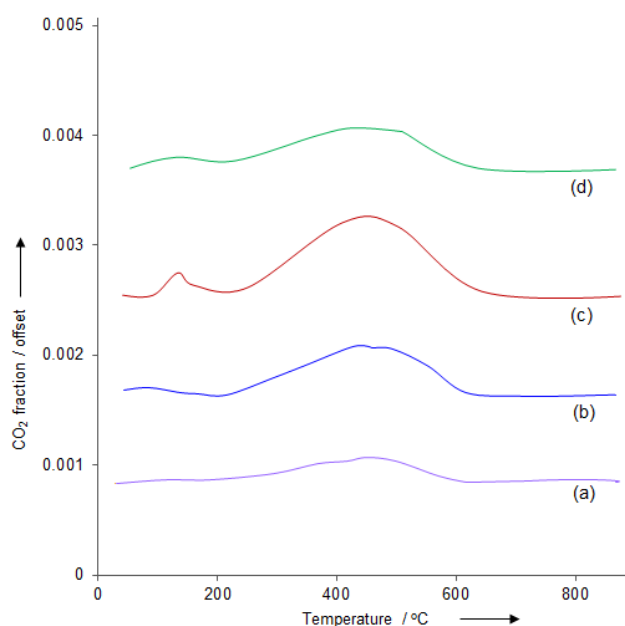
Results in Tables 2, 4, and 5 clearly show the relatively high total selectivity to aromatics. Figure 3 compares the amount and reactivity of coke analyzed in the four catalysts of interest here: fresh catalyst and spent catalysts after being run at three reaction temperatures (200 °C, 300 °C, and 400 °C). Peak TPO positions were similar for all runs, ~ 420°C, indicating amorphous carbon on the surface of all three spent catalysts [24]. TPO results (Table 6) show slightly different levels of coke deposition depending on reaction temperature.

**Table 6:** Carbon deposition from oligomerization reactions

Catalyst	Carbon deposited (mmol/g)
Fresh ABZ-5	2.53
Spent ABZ-5 (after 16 hrs reaction at 200 °C)	3.00
Spent ABZ-5 (after 16 hrs reaction at 300 °C)	3.60
Spent ABZ-5 (after 16 hrs reaction at 400 °C)	3.47

TPO results for the 300°C catalyst show a small peak at ~120°C that is not shown in the others. In addition, there is more coke at the 420°C peak than the other two runs. This is perhaps consistent with greater aromatic selectivity and TOF for the 300°C catalyst (Table 4). [The anomalous TPO peak at ~120°C for the

fresh catalyst may be due to trace amounts of CO<sub>2</sub> adsorbed in handling].



**Figure 3:** TPO comparison for ABZ-5 after CH<sub>4</sub> oligomerization runs (1 atm, 9 L g<sub>cat</sub><sup>-1</sup> h<sup>-1</sup>) at various temperatures on ABZ-5 catalyst (a) fresh catalyst, (b) 200 °C, (c) 300 °C, (d) 400 °C (after running reaction at respective temperatures for ~ 1000 min).

### Conclusions

Vapor grafted AlBr<sub>3</sub> on to H-ZSM-5 has been used to synthesize AlBr<sub>3</sub>/H-ZSM-5 catalyst (“ABZ-5”). Grafting of AlBr<sub>3</sub> creates new Brønsted acid sites in the H-ZSM-5 framework, as observed from the NH<sub>3</sub>-TPD and pyridine-DRIFTS. These acid sites, in synergy with the existing acid sites from the H-ZSM-5 framework, are likely the cause for the protonation of methane via an oligo-condensation mechanism [9], producing higher hydrocarbons. This catalyst has been shown to be active in the oligomerization of methane at temperatures as low as 200°C.

### Experimental Section

#### Materials

AlBr<sub>3</sub> (anhydrous, 98%) and NH<sub>4</sub>-ZSM-5 (SiO<sub>2</sub>/Al<sub>2</sub>O<sub>3</sub> = 50:1) were purchased from Alfa Aesar. SiO<sub>2</sub> gel was purchased from PQ Corporation. Zr(OH)<sub>4</sub> (97%) was purchased from Sigma Aldrich Inc. and H<sub>2</sub>SO<sub>4</sub> (95-98%) was purchased from Malinkrodt Chemicals Inc. Silver Nitrate (AgNO<sub>3</sub>), 0.0141 N solution was purchased as is from Macron Fine Chemicals. Pyridine (50 ppm) in gas phase (balance Argon) was purchased from Praxair Inc. 10% NH<sub>3</sub>/He (ultra-high purity), 10% CH<sub>4</sub>/Ar (ultra-high purity) were purchased from Airgas Inc.

#### Catalyst Preparation

ABZ-5 was prepared as follows: H-ZSM-5 was prepared by calcining NH<sub>4</sub>-ZSM-5 at 500 °C for 3 h in a muffle furnace. In order to optimize the –OH

concentration on the surface of the as-prepared H-ZSM-5, it was washed in three alternate cycles of HBr (1 M) and deionized water and then dried in a vacuum at 80 °C for 72 h before being exposed to the room atmosphere<sup>[25]</sup>.

Then, in separate vials, AlBr<sub>3</sub> (1 g) and the washed H-ZSM-5 (1 g) were loaded into a Teflon lined SS autoclave (Parr Instruments Inc., Moline, IL) inside a glovebox. The autoclave was then sealed and put inside an isothermal oven at 180 °C for 72 h in order for AlBr<sub>3</sub> to vaporize and react with the hydroxyl groups on the surface of the zeolite. The excess pressure generated during the synthesis (HBr formation) was released by opening the autoclave in a fume hood. The autoclave was then returned to the glovebox where the catalyst was recovered. Masses of all the materials were recorded in order to check for the weight gain by the H-ZSM-5 sample. ABSi catalyst was also prepared using the same methodology, but substituting the H-ZSM-5 for the SiO<sub>2</sub> gel.

Sulfated zirconia (SZ) was prepared using a previously reported literature procedure<sup>[26]</sup>. Briefly, Zr(OH)<sub>4</sub> gel was washed with H<sub>2</sub>SO<sub>4</sub> (0.5 M) solution and the washed product was dried at 110 °C overnight in an isothermal oven. Then the material was subsequently heated to 550 °C at a ramp rate of 5 °C min<sup>-1</sup> and calcined at this temperature for 4 h under static air. The solid sulfated zirconia powder obtained was then stored for further use. Formation of sulfated zirconia was confirmed by XRD on the prepared sample, which showed a diffraction pattern similar to that previously reported<sup>[26]</sup>.

## Ammonia-TPD

Ammonia-TPD was carried out using AMI-200 reactor system (Altamira Instruments Inc. Pittsburgh, PA) in conjunction with an Ametek LC-D Mass Spectrometer. Typically 25 mg of catalyst was weighed and loaded in a quartz tube reactor. The catalyst was pretreated at 100 °C for 30 min under He flow to clean the catalyst surface. After pretreatment, the sample was cooled down to 50 °C, and ammonia was adsorbed by flowing it through the catalyst bed for 1 h. After ammonia adsorption, 25 ml min<sup>-1</sup> of He was flowed for 40 min to remove any physisorbed/residual ammonia. Then, the Mass Spectrometer and TCD detectors were turned on and the temperature was ramped up at 10 °C min<sup>-1</sup> from 50 °C to 500 °C. Masses that were analyzed included 16 (NH<sub>3</sub>), 17 (NH<sub>3</sub>), 18 (H<sub>2</sub>O), 81 (HBr).

## Pyridine-DRIFTS

DRIFTS experiments using pyridine as a probe molecule were carried out using Thermo Scientific Nicolet 6700 FTIR equipped with Harrick Praying Mantis reaction cell fitted with KBr windows. Spectra of all the samples were recorded with a spectral resolution of 4 cm<sup>-1</sup> in region going from 4000 – 650 cm<sup>-1</sup>. In a typical experiment, the IR cell was loaded with the catalyst sample inside the glovebox. The sample was then transferred to the spectrometer and pretreated at 100 °C for 30 min. under He flow (30 sccm) to clean surface of the catalyst. After pretreatment, the sample was cooled down to 25 °C and a background spectrum was recorded. At this temperature, catalyst was saturated with pyridine vapors for 45 min. The saturated sample was then treated under He flow for 30 min. Sample was then treated at 100 °C for 10 min and cooled to room temperature and the actual spectrum was recorded. Similar spectra were recorded at room temperature after 10 min. treatments were carried out at 200 °C, 300 °C, and 400 °C to check the thermal stability of the acid sites on catalysts.

FTIR of hydroxyl region was carried out in the same aforementioned DRIFTS cell under Helium flow and at various temperatures. Some IR catalyst samples were also recorded using Bruker Alpha IR spectrometer using Diamond ATR crystal in the range of 4000 – 400 cm<sup>-1</sup>.

## TPO

Temperature programmed oxidation (TPO) experiments were carried out in an Altamira AMI-200 catalyst characterization system in conjunction with Ametek Dycor Quadlink residual gas analyzer. Typically, 30 mg of spent catalyst was loaded in the reactor tube and the temperature was ramped up from 30 °C to 900 °C at a rate of 10 K min<sup>-1</sup> under a flow of 10%O<sub>2</sub>/He. Masses (m/z) that were analyzed for this procedure included 44 (CO<sub>2</sub>), 28 (CO), 18 (H<sub>2</sub>O), 32 (O<sub>2</sub>), 4 (Helium).

## XRD

X-ray diffraction studies were conducted at Shared Instrument Facility (SIF) at LSU using PAN Analytical EMPYREAN diffractometer with a generator voltage of 45 mV and a tube current of 40 mA. The scan range chosen was from 5 to 90° at a step size of 0.02626.

## XPS

XPS analysis of all the samples was carried out using ScientaOmicron ESCA 2SR XPS/Auger instrument at Shared Instrument Facility (SIF) at LSU. All the samples were ran at a characteristic energy of 1486.7 eV and with an acquisition time of 2s.

## Reaction Studies

CH<sub>4</sub> oligomerization was carried out in a custom built reactor equipped with a Hamilton ¼" OD glass lined SS tube. Typically, the supported catalyst (0.10 g) was loaded into the reactor tube and was heated to the desired reaction temperature at which time methane was passed over the catalyst. Downstream of the reactor, a caustic wash tank was fitted (aq. KOH, 0.1 N) to neutralize HBr (when used) during the treatment of the catalyst. Products were analyzed using Shimadzu GC2014 (FID) equipped with Restek RT-Q-Bond column (30 m x 0.53 mm x 20 µm). A schematic could be found in Figure S1, SI. Downstream of the reactor the outlet line going to the GC (for analysis), was not heated because we didn't observe any condensation as analytes of interest were few ppm.

## Silver nitrate (AgNO<sub>3</sub>) test

AgNO<sub>3</sub> is a common test for identifying halide ions and can also be used to quantify the amount of halides present in a sample. This test was used in the estimation of bromine (Br) content as well as to confirm the presence of bromide ions in the HBr dissolved aqueous sample. In a typical test, measured amount of catalyst (0.2 g) was dissolved in water (although its moisture sensitive, here only dissolution of bromide ions in the aqueous phase was desired), then using 1 M potassium chromate (K<sub>2</sub>CrO<sub>4</sub>) indicator solution, it was titrated against 0.0141 N silver nitrate to the reddish-brown endpoint. For the HBr dissolved water samples, it was directly titrated with silver nitrate solution using potassium chromate indicator solution.

## Acknowledgements

---

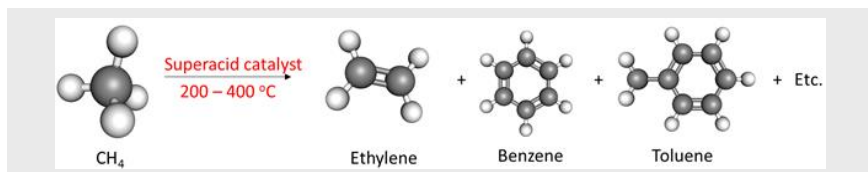
Authors would like to thank Chevron for Chevron Innovation Research Fund, LSU ORED (Office of Research and Economic Development) and NSF EAGER grant (# 1644895)

## Conflict of interest

The authors declare no conflict of interest

**Keywords:** natural gas • oligomerization • superacidic systems

- [1] a) S. Jenner, A. J. Lamadrid, *Energ. Policy* **2013**, *53*, 442-453; b) Q. Wang, X. Chen, A. N. Jha, H. Rogers, *Renew. Sust. Energ. Rev.* **2014**, *30*, 1-28; c) T. Boersma, C. Johnson, *Rev. Policy Res.* **2012**, *29*, 570-576.
- [2] S. J. Blanksby, G. B. Ellison, *Acc. Chem. Res.* **2003**, *36*, 255-263.
- [3] G. E. Keller, M. M. Bhasin, *J. Catal.* **1982**, *73*, 9-19.
- [4] N. Kumar, Z. Wang, S. Kaniitkar, J. J. Spivey, *App. Pet. Res.* **2016**, 1-7.
- [5] Q. Zhu, S. L. Wegener, C. Xie, O. Uche, M. Neurock, T. J. Marks, *Nat. Chem.* **2013**, *5*, 104-109.
- [6] A. Zhang, S. Sun, Z. J. A. Komon, N. Osterwalder, S. Gadewar, P. Stoimenov, D. J. Auerbach, G. D. Stucky, E. W. McFarland, *Phys. Chem. Chem. Phys.* **2011**, *13*, 2550-2555.
- [7] X. Guo, G. Fang, G. Li, H. Ma, H. Fan, L. Yu, C. Ma, X. Wu, D. Deng, M. Wei, D. Tan, R. Si, S. Zhang, J. Li, L. Sun, Z. Tang, X. Pan, X. Bao, *Science* **2014**, *344*, 616-619.
- [8] a) Y. Wu, L. Emdadi, Z. Wang, W. Fan, D. Liu, *App. Catal. A: General* **2014**, *470*, 344-354; b) S. Ma, X. Guo, L. Zhao, S. Scott, X. Bao, *J. Energ. Chem.* **2013**, *22*, 1-20; c) P. Schwach, X. Pan, X. Bao, *Chem. Rev.* **2017**, *117*, 8497-8520; d) K. Sun, D. M. Ginosar, T. He, Y. Zhang, M. Fan, R. Chen, *Ind. Eng. Chem. Res.* **2018**, *57*, 1768-1789.
- [9] G. A. Olah, G. Klopman, R. H. Schlosberg, *J. Amer. Chem. Soc.* **1969**, *91*, 3261-3268.
- [10] G. A. Olah, Y. Halpern, J. Shen, Y. K. Mo, *J. Amer. Chem. Soc.* **1973**, *95*, 4960-4970.
- [11] a) G. A. Olah, R. H. Schlosberg, *J. Amer. Chem. Soc.* **1968**, *90*, 2726-2727; b) S. Vasireddy, S. Ganguly, J. Sauer, W. Cook, J. J. Spivey, *Chem. Comm.* **2011**, *47*, 785-787.
- [12] a) W. Hua, A. Goeppert, J. Sommer, *App. Catal. A: General* **2001**, *219*, 201-207; b) S. Rezgui, A. Liang, T. K. Cheung, B. C. Gates, *Catal. Lett.* **1998**, *53*, 1-2.
- [13] D. Farcasiu, S. L. Fisk, M. T. Melchior, K. D. Rose, *J. Org. Chem.* **1982**, *47*, 453-457.
- [14] a) J. D. Heldman, *J. Amer. Chem. Soc.* **1944**, *66*, 1791-1793; b) J. M. Crafts, C. Friedel, *J. Amer. Chem. Soc.* **1877**, *32*, 725-791; c) A. Corma, H. García, *Chem. Rev.* **2003**, *103*, 4307-4366.
- [15] a) A. L. Glasebrook, N. E. Phillips, W. G. Lovell, *J. Amer. Chem. Soc.* **1936**, *58*, 1944-1948; b) O. Grummitt, E. E. Sensel, W. R. Smith, R. E. Burk, H. P. Lankelma, *J. Amer. Chem. Soc.* **1945**, *67*, 910-914.
- [16] R. L. Martins, M. Schmal, *App. Catal. A: General* **2006**, *308*, 143-152.
- [17] W. Hua, A. Goeppert, J. Sommer, *App. Catal. A: General* **2001**, *219*, 201-207.
- [18] a) W.-H. Chen, H.-H. Ko, A. Sakthivel, S.-J. Huang, S.-H. Liu, A.-Y. Lo, T.-C. Tsai, S.-B. Liu, *Catal. Today* **2006**, *116*, 111-120; b) R. Buzzoni, S. Bordiga, G. Ricchiardi, C. Lamberti, A. Zecchina, G. Bellussi, *Langmuir* **1996**, *12*, 930-940; c) Y. Wu, L. Qin, G. Zhang, L. Chen, X. Guo, M. Liu, *Ind. Eng. Chem. Res.* **2013**, *52*, 16698-16708; d) M. Marczewski, H. Marczevska, K. Witoslawski, *J. Mol. Catal. A: Chemical* **1995**, *97*, 101-110; e) H. Hattori, O. Takahashi, M. Takagi, K. Tanabe, *J. Catal.* **1981**, *68*, 132-143.
- [19] a) L. Rodríguez-González, F. Hermes, M. Bertmer, E. Rodríguez-Castellón, A. Jiménez-López, U. Simon, *App. Catal. A: General* **2007**, *328*, 174-182; b) A. S. Al-Dughaiter, H. de Lasa, *Ind. Eng. Chem. Res.* **2014**, *53*, 15303-15316.
- [20] D. Dubé, S. Royer, D. Trong On, F. Béland, S. Kaliaguine, *Micro. Meso. Mater.* **2005**, *79*, 137-144.
- [21] a) N. Katada, H. Igi, J. H. Kim, M. Niwa, *J. Phys. Chem. B* **1997**, 5647, 5969; b) N. Katada, M. Niwa, *Catal. Surv. Asia* **2004**, *8*, 161.
- [22] H. Xiao, J. Zhang, X. Wang, Q. Zhang, H. Xie, Y. Han, Y. Tan, *Catal. Sci. Tech.* **2015**, *5*, 4081-4090.
- [23] Z. R. Ismagilov, E. V. Matus, L. T. Tsikoza, *Energ. Env. Sci.* **2008**, *1*, 526-541.
- [24] C. A. Querini, in *Catalysis: Volume 17*, Vol. 17 (Eds.: J. J. Spivey, G. W. Roberts), The Royal Society of Chemistry, UK, **2004**, pp. 166-209.
- [25] R. S. Drago, S. C. Petrosius, C. W. Chronister, *Inorg. Chem.* **1994**, *33*, 367-372.
- [26] K. M. Arata, H., *Solid Superacids*, Nova Science Publishers, New York, **2011**.
-



Superacid catalyst for methane conversion: Methane can be activated through variety of ways including use of oxidants, without oxidants. Superacidic systems possess high enough acidity to protonate methane and start oligomerization of it through oligo-condensation mechanism. Products can include  $\text{C}_2$ ,  $\text{C}_3$  feedstocks as well as aromatics.

*Swarom Kanitkar, James Carter,  
Graham Hutchings\*, Kunlun Ding,  
James J. Spivey\**

**Page No. – Page No.**

**Low Temperature Direct Conversion  
of Methane using a Solid Superacid**

---