



This is a postprint version of the following published document:

David J. Jörg, Luis G. Morelli, Saúl Ares and Frank Jülicher:
Synchronization dynamics in the presence of coupling delays and phase
shifts, [Physical Review Letters](#) 112, 174101 (2014). Available in
<http://dx.doi.org/10.1103/PhysRevLett.112.174101>

© 2014 American Physical Society



Licencia Creative Commons Reconocimiento (CC-BY-3.0),

Synchronization Dynamics in the Presence of Coupling Delays and Phase Shifts

David J. Jörg,¹ Luis G. Morelli,² Saúl Ares,³ and Frank Jülicher^{1,*}

¹Max Planck Institute for the Physics of Complex Systems, Nöthnitzer Straße 38, 01187 Dresden, Germany

²Departamento de Física, FCEyN UBA and IFIBA, Conicet; Pabellón 1, Ciudad Universitaria, 1428 Buenos Aires, Argentina

³Grupo Interdisciplinar de Sistemas Complejos (GISC) and Logic of Genomic Systems Laboratory, Centro Nacional de Biotecnología—CSIC, Calle Darwin 3, 28049 Madrid, Spain

(Received 5 July 2013; revised manuscript received 25 January 2014; published 28 April 2014)

In systems of coupled oscillators, the effects of complex signaling can be captured by time delays and phase shifts. Here, we show how time delays and phase shifts lead to different oscillator dynamics and how synchronization rates can be regulated by substituting time delays by phase shifts at a constant collective frequency. For spatially extended systems with time delays, we show that the fastest synchronization can occur for intermediate wavelengths, giving rise to novel synchronization scenarios.

DOI: 10.1103/PhysRevLett.112.174101

PACS numbers: 05.45.Xt, 02.30.Ks

It has been known for over 300 years that interacting dynamic oscillators generally tend to synchronize, even if interactions are weak [1]. This synchronization occurs robustly and independent of the details of the interaction mechanism. A simple model for the generic features of synchronization is the Kuramoto model [2,3]. It describes the phase dynamics of instantaneously coupled oscillators using a periodic coupling function. The instantaneous frequency of a given oscillator is influenced by the phase received from other oscillators. In general, coupling tends to keep the phase difference between the oscillator and the received signal at a constant value α . For $\alpha = 0$, two oscillators tend to synchronize, and for $\alpha = \pi$, they tend to lock in antiphase.

In many systems, signaling processes are complex, and signaling times cannot be ignored. For example, in biological systems, dynamic oscillators are often coupled via complex molecular signaling processes [4,5]. If the processes involved take a time comparable to that of the oscillation cycle, these time delays in the coupling can play a significant role for the dynamics of the system and the properties of synchronized states [6]. In principle, the effects of signaling times could be captured either by modifying the phase shifts α or by introducing an explicit time delay τ [7]. The effects of time delays have been studied extensively. In particular, coupling delays can lead to multistability of synchronized states and affect their collective frequency [6,8,9]. While often considered as an undesired but inevitable feature, constructive roles of coupling delays on synchronization have been reported [10,11]. It has been shown for systems with both phase shifts and time delays that in the synchronized state time delays effectively induce an additional effective phase shift between coupled oscillators [6], suggesting that phase shifts alone may capture the essential effects of delays. This raises the question of whether phase shifts and time delays play a similar role in networks of coupled

oscillators. In this Letter, we show that gradually substituting time delays by phase shifts, keeping the collective frequency constant, there exists a specific combination of time delay and phase shift for which the rate of synchronization is fastest. This applies to both globally coupled oscillators as well as different coupling topologies. In spatially extended systems, substituting time delays by phase shifts can regulate the length scale at which synchronization is fastest. Our results demonstrate how the phase shift α and the delay τ account for different physical effects of complex oscillator coupling.

We obtain our results using a Kuramoto model for a network of identical coupled oscillators, which takes into account the time delay τ and phase shift α [6,12],

$$\frac{d}{dt}\theta_i(t) = \omega + \frac{K}{\rho_i} \sum_{j=1}^N a_{ij} \Gamma(\theta_j(t-\tau) - \theta_i(t) - \alpha). \quad (1)$$

Here, $\theta_i(t)$ is the phase of oscillator i , N is the total number of oscillators, and ω is the intrinsic frequency of the oscillators. Oscillator coupling of strength K is described by the 2π -periodic function $\Gamma(\theta)$. The adjacency matrix a_{ij} with $a_{ij} \geq 0$ defines the coupling topology, and $\rho_i = \sum_j a_{ij}$ is the total weight of links of oscillator i .

Because of the normalization of the coupling strength by ρ_i in Eq. (1), in-phase synchronized states with $\theta_i(t) = \Omega t$ always exist. The collective frequency Ω obeys the equation [6,13]

$$\Omega = \omega + K\Gamma(-\Omega\tau - \alpha). \quad (2)$$

The collective frequency, thus, depends on α and τ . For $\tau > 0$, several synchronized states with different collective frequency can coexist.

By simultaneously changing α and τ , it is possible to keep the collective frequency constant. For any synchronized state with collective frequency $\Omega = \Omega_0$ obeying

Eq. (2), the transformation $\tau \rightarrow \tau'$, $\alpha \rightarrow \alpha + \Omega_0(\tau - \tau')$ preserves the existence of the synchronized state with $\Omega = \Omega_0$. This transformation implies that for a given value of $\Omega_0\tau + \alpha$, there is a one-parameter family of systems in the (τ, α) plane that can exhibit the same collective frequency. These systems can be parametrized as

$$\alpha(\tau) = \psi - \Omega_0\tau, \quad (3)$$

where ψ is a constant that sets the collective frequency Ω_0 as

$$\Omega_0 = \omega + K\Gamma(-\psi). \quad (4)$$

On varying τ and using the phase shift $\alpha(\tau)$, the collective frequency does not change. However, here we will show that the synchronization dynamics does change. To study the dependence of the synchronization dynamics on time delays and phase shifts at constant frequency, we introduce a small perturbation to the synchronized state and determine its exponential relaxation rate r_0 . We compute r_0 below both analytically and from numerical simulations. Numerically, r_0 can be determined from the exponential relaxation time of the perturbation to perfect synchrony, monitored by the Kuramoto order parameter [14,15].

As a first example, we consider globally coupled oscillators with $\Gamma(\vartheta) = \sin \vartheta$. Figure 1 displays the relaxation rate of the system as a function of the time delay τ , obtained by the numerical integration of Eq. (1) (circles). This result shows that in this system there is a characteristic value of the coupling delay for which the synchronization rate is maximal. The analytical solution for the synchronization rate (solid line), derived below, displays a characteristic cusp where this maximum is attained.

As a second example, we consider a system with nearest-neighbor coupling in one dimension with periodic boundary conditions, see Fig. 2. In this case, as shown below, we find that spatial Fourier modes of the oscillator lattice relax independently, each with a relaxation rate $r_0(k)$ that depends on the wave vector $k = 2\pi p/N$ of the Fourier mode. There exists a discrete set of wave vectors for which

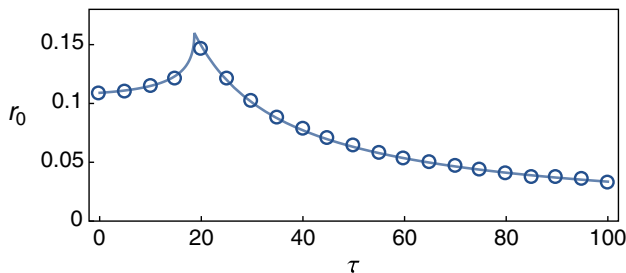


FIG. 1 (color online). Synchronization rate r_0 as a function of the coupling delay τ for a globally coupled system. Circles: numerical simulations of Eqs. (1) and (3); line: Eq. (8). $\Gamma(\vartheta) = \sin \vartheta$, $N = 40$, $\psi = 5.5$, $\omega = 1$, and $K = 0.15$. Collective frequency: $\Omega_0 = 1.11$.

$p \in \{-N/2, -N/2 + 1, \dots, N/2 - 1\}$, where N , considered to be even, is the system size. Note that because of the delays, there is in fact a discrete set of relaxation rates $r_n(k)$ for a given wave vector. However, synchronization is governed by the slowest rate r_0 . The relaxation rate r_0 of long-wavelength modes $|k| < \pi/2$ decreases with increasing wavelength and time delay, see Fig. 2 (dashed red lines). Fourier modes with short wavelengths $|k| > \pi/2$ display a cusplike maximum, a behavior that was already observed in a different system as shown in Fig. 1. The delay τ corresponding to this maximum and the corresponding relaxation rate r_0 depend on the wave vector k .

In order to better understand these examples and to obtain basic insights into the behavior of the large class of systems described by Eq. (1), we perform a general study of the relaxation rate as a function of coupling delay and phase shift. We consider the linear dynamics near the synchronized state, $\theta_i(t) = \Omega_0 t + \varepsilon \xi_i(t)$ with $\varepsilon \ll 1$. For simplicity, we focus on coupling topologies, for which the normalized adjacency matrix $b_{ij} = a_{ij}/\rho_i$ is symmetric and $b_{ii} = 0$ for all i . The two examples introduced above fall within this class of systems. Following Ref. [16], the in-phase synchronized state of Eq. (1) is stable if and only if $\gamma > 0$, where $\gamma \equiv K(d/d\vartheta)\Gamma(\vartheta)|_{\vartheta=-\psi}$. We only consider these stable cases.

To first order in ε , the time evolution of the perturbation is given by

$$\frac{d}{dt}\xi_i(t) = \gamma \sum_{j=1}^N b_{ij}[\xi_j(t - \tau) - \xi_i(t)]. \quad (5)$$

We introduce the collective relaxation modes $\phi_i(t) \equiv \sum_j d_{ij}^{-1} \xi_j(t)$, where d_{ij} is defined by $\sum_{jk} d_{ij}^{-1} b_{jk} d_{kl} = u_i \delta_{il}$ and u_i are the N eigenvalues of the matrix b_{ij} . The eigenvalues u_i are real and obey $|u_i| \leq 1$ [16]. To compute the relaxation of collective modes, we take the time derivative of $\phi_i(t)$ and use Eq. (5) to replace $\xi_j(t)$. Inserting the identity $\delta_{ij} = \sum_k d_{ik} d_{kj}^{-1}$ enables us to express

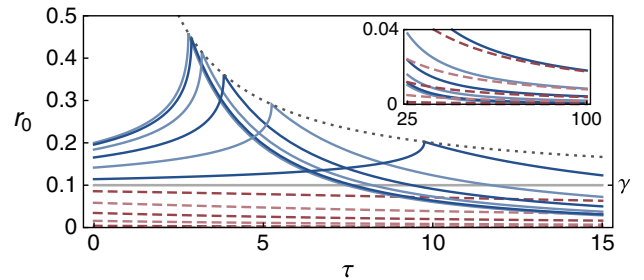


FIG. 2 (color online). Synchronization rates r_0 for a nearest-neighbor coupled system and periodic boundary conditions in one dimension with $N = 22$ oscillators and $\gamma = 0.1$. At $\tau = 0$, the curves are ordered from bottom to top in direction of increasing wave vector $k = 2\pi p/N$. Dashed red lines: $p = 1, \dots, 5$, solid blue lines: $p = 6, \dots, 11$. Adjacent curves have different brightness for visual clarity. Dotted line: envelope for the maxima $\gamma + 1/\tau$. Inset: same curves for large time delays.

the result in terms of the collective modes ϕ_i and the eigenvalues u_i . The collective modes relax independently according to

$$\frac{d}{dt}\phi_i(t) = \gamma[u_i\phi_i(t-\tau) - \phi_i(t)]. \quad (6)$$

The ansatz $\phi(t) = e^{-\lambda t}$ yields the characteristic equation for the relaxation rates λ of the collective mode ϕ [17,18],

$$\gamma - \lambda = \gamma u e^{\lambda\tau}, \quad (7)$$

where we have dropped the index i for notational simplicity. Solutions to Eq. (7) can be expressed in terms of the Lambert W function [19], defined by the relation $W(z)e^{W(z)} = z$ for $z \in \mathbb{C}$. This function has discrete branches $W_n(z)$ separated by branch cuts, where n is the branch index [20]. Each branch n of W corresponds to one relaxation rate $r_n = \text{Re } \lambda_n$. Note that our sign convention for λ implies that for stable states, all r_n are positive. Here, we focus on the slowest relaxation rate r_0 for a given collective mode ϕ , which corresponds to the long time behavior of ϕ . Solving Eq. (7) for λ , the solution λ_0 is

$$\lambda_0 = \gamma - \frac{1}{\tau} W_0(z_\tau), \quad (8)$$

where $z_\tau \equiv u\gamma\tau e^{\gamma\tau}$, since the principal branch W_0 has the property $\text{Re } W_0 \geq \text{Re } W_n$ [21]. The dependence of λ_0 on the coupling delay τ , thus, depends on the properties of the principal branch W_0 of the Lambert function.

To discuss the properties of the slowest relaxation rates r_0 , we consider separately collective modes with $u > 0$ and $u < 0$. In nearest-neighbor coupled systems, collective modes with $u > 0$ are the Fourier modes with long wavelengths, as shown below. For these modes, r_0 decreases monotonically and converges to zero for $\tau \rightarrow \infty$ (dashed lines in Fig. 2). This can be shown using Eq. (7) and by writing

$$\gamma - r = u\gamma e^{r\tau} \cos(\tau\nu), \quad (9)$$

$$-\nu = u\gamma e^{r\tau} \sin(\tau\nu), \quad (10)$$

where $\nu = \text{Im } \lambda$. The smallest value of $r = r_0$ corresponds to $\cos(\tau\nu_0) = 1$. From Eq. (10), it then follows that $\nu_0 = 0$. Using Eq. (7), we find

$$\frac{dr_0}{d\tau} = -\frac{r_0}{\tau + (\gamma - r_0)^{-1}} < 0. \quad (11)$$

Furthermore, Eq. (7) implies that $\tau = \ln(u[1 - r_0/\gamma])/r_0$, which reveals that $r_0 \rightarrow 0$ corresponds to $\tau \rightarrow \infty$. Therefore, r_0 vanishes for large τ . Hence, the collective modes corresponding to $u > 0$ become stationary for large time delay. Equation (7) furthermore implies that given two eigenvalues $u_1 \geq u_2$, the respective exponents satisfy $r_0^{(1)} \geq r_0^{(2)}$ for all τ

by an argument similar to the one leading to Eq. (11). In Fig. 2, this is illustrated by the fact that the dashed lines never cross.

In the case of collective modes with $u < 0$ in Eq. (7), it can be shown that r_0 displays a cusp at $\tau = \tau^*$, where

$$\tau^* \equiv \frac{1}{\gamma} W_0\left(\frac{e^{-1}}{|u|}\right). \quad (12)$$

At $\tau = \tau^*$, r_0 is not analytic and its first derivative has a jump that stems from the definition of the principal branch W_0 of the Lambert function. We now show that $dr_0/d\tau$ has opposite sign in the two regions $\tau \leq \tau^*$ and $\tau > \tau^*$. Therefore, the cusp is located at the maximum of r_0 , as suggested by Figs. 1 and 2. Differentiating Eq. (8) with respect to τ and using the defining relation of the Lambert W function to compute its derivative, we obtain, with $W_0(z_\tau) \equiv U + iV$,

$$\frac{dr_0}{d\tau} = \frac{1}{\tau^2} \frac{(U - \gamma\tau)(U + U^2 + V^2) - V^2}{(1 + U)^2 + V^2}. \quad (13)$$

For $\tau \leq \tau^*$, we find $V = 0$. This follows from the properties of the principal branch W_0 , in particular, $\text{Im } W_0(z) = 0$ for $z \geq -e^{-1}$. Since $U \in [-1, 0]$, Eq. (13) implies $dr_0/d\tau \geq 0$ for $\tau \leq \tau^*$.

For $\tau > \tau^*$, we show that $dr_0/d\tau$ is negative. In Eq. (13), the factor $U - \gamma\tau$ is negative. This can be seen by taking the real part of Eq. (8) and using the fact that $r_0 > 0$. Furthermore, $V \neq 0$ in this region. The factor $U + U^2 + V^2$ is positive: For $\tau > \tau^*$, we have $U = -V \cot V$, and the numerator of the second factor in Eq. (13) can be rewritten as

$$U + U^2 + V^2 = \frac{V}{(\sin V)^2} \left(V - \frac{\sin(2V)}{2} \right). \quad (14)$$

Since $V \in [0, \pi]$, the above expression is positive. Altogether, we conclude that for $u < 0$, $dr_0/d\tau \leq 0$ for $\tau > \tau^*$. The corresponding collective modes, therefore, resynchronize slower as the time delay increases. The maximal resynchronization rate r_0^* at $\tau = \tau^*$ is given by $r_0^* = \gamma + 1/\tau^*$.

The behavior of r_0 in the limit of large τ can be obtained from an expansion of r_0 in powers of τ^{-1} , $r_0 = -\ln|u|/\tau + \mathcal{O}(\tau^{-2})$, which reveals that for collective modes with eigenvalues u and $-u$, the synchronization rate r_0 approaches the same asymptotic behavior for large τ . The inset of Fig. 2 reflects this property for the case of nearest-neighbor coupling.

The mode structure shown in Fig. 2 can be understood as follows. For nearest-neighbor coupling in d dimensions with periodic boundary conditions, the collective modes are Fourier modes of the linear perturbations ξ satisfying Eq. (5)

$$\phi_{k_1, \dots, k_d}(t) = \sum_{j_1=0}^{N_1-1} \dots \sum_{j_d=0}^{N_d-1} e^{-i \sum_{n=1}^d k_n j_n} \xi_{j_1, \dots, j_d}(t). \quad (15)$$

These collective modes satisfy Eq. (6) with eigenvalues

$$u_{k_1, \dots, k_d} = \sum_{n=1}^d \cos k_n, \quad (16)$$

where $k_n = 2\pi p_n / N_n$ with $p_n \in \{-N_n/2, -N_n/2 + 1, \dots, N_n/2 - 1\}$, and N_n is the size of the system in the n direction ($n = 1, \dots, d$). Hence, the eigenvalues u_{k_1, \dots, k_d} refer to the respective Fourier modes with wave vector (k_1, \dots, k_d) . The slowest relaxation rate r_0 for this Fourier mode can be obtained taking the real part of λ_0 , given by Eq. (8) with $u = u_{k_1, \dots, k_d}$.

We illustrate this result for the case of a two-dimensional system, see Fig. 3. The synchronization rate r_0 is displayed as a function of the wave vector (k_x, k_y) in Figs. 3(a) and 3(d) for two systems with no delay and finite delay τ , respectively, and α chosen according to Eq. (3) to impose the same collective frequency. For no delay, Eq. (8) leads to the classical scenario where short-wavelength collective modes decay quickly while long-wavelength modes decay slowly [dark corners in Fig. 3(a)]. Interestingly, for long delays, collective modes decay fastest at intermediate wavelengths [Fig. 2 and dark diamond in Fig. 3(d)]. This remarkable behavior is confirmed by full simulations of Eq. (1), see Figs. 3(b), 3(c), 3(e), and 3(f). The inset of Fig. 3(e) shows partially synchronized clusters on intermediate length scales with persisting phase differences on a nearest-neighbor scale. This behavior reflects the fact that the curves for short-wavelength collective modes in Fig. 2 reverse their ordering as τ increases. A similar mode reversal has been observed in small systems of chaotic oscillators as a function of the coupling strength [22].

The behavior of a globally coupled system, Fig. 1, can be understood as follows. The normalized adjacency matrix is given by $b_{ij} = (1 - \delta_{ij})(N - 1)^{-1}$. The largest eigenvalue $u = 1$ corresponds to the neutrally stable global phase shift. All other collective modes have eigenvalue $u = (1 - N)^{-1}$. These modes, therefore, exhibit the same synchronization rate whose τ dependence is nonmonotonic. According to Eq. (12), the maximal synchronization rate of a system with global coupling is located at $\tau^* = W_0(e^{-1}[N - 1])/\gamma$ and depends on the system size and properties of the coupling.

In this work, we have shown how coupling delays and phase shifts play a different role in regulating synchronization in systems of coupled phase oscillators. Our results show that synchronization rates can exhibit maxima as a function of time delay when the collective frequency is kept constant by adjusting phase shifts. Interestingly, in spatially extended systems with time delays, the relaxation rate does not always decrease with increasing wavelength but intermediate wavelengths may relax faster than short

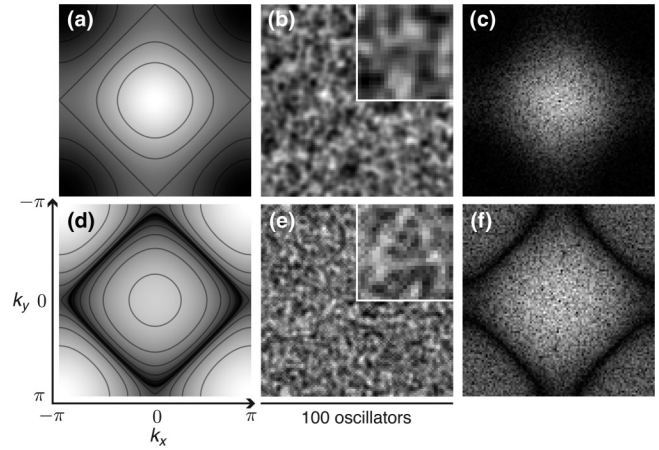


FIG. 3. Synchronization of oscillators with nearest-neighbor coupling in two dimensions for no coupling delay [(a)–(c)] and finite delay [(d)–(f)] but same collective frequency. [(a), (d)] r_0 as a function of wave vector for a regular 2D square lattice. Bright colors correspond to small values, and dark colors correspond to large values. Axes scaling is equal in both panels. [(b), (e)] Simulation snapshots of Eqs. (1) and (3) at time $t = 24$ with nearest-neighbor sine coupling on a 100×100 lattice with periodic boundary conditions. Intensity indicates relative values of sine of the corresponding oscillator's phase. Initial conditions are the synchronized state, perturbed by phases randomly chosen in $[-0.4\pi, 0.4\pi]$. Insets: $2\times$ magnifications. [(c), (f)] Logarithmic power spectra of images (b), (e). Axes as in panels (a), (d). Parameters: $\psi = 6$, $\omega = 1$, $K = 0.2$, α given by Eq. (3), and $\tau = 0$ [(a)–(c)] or $\tau = 10$ [(d)–(f)]. Collective frequency: $\Omega = 1.06$.

ones, giving rise to novel relaxation scenarios. Phase shifts alone cannot give rise to this behavior.

Fast synchronization improves the resilience of the synchronized state in the presence of fluctuations or diversity [23–25]. Here, we have considered identical oscillators, but in natural systems diversity of oscillators can introduce a distribution of frequencies. For a narrow frequency distribution, we have confirmed numerically (data not shown) that a maximum of the synchronization rate still occurs for a nonzero coupling delay. If the function of a system demands the collective frequency to be in a specific small range, the possibility to regulate synchronization rates using phase shifts and time delays at constant frequency might be important. Examples for such systems are the core pacemaker of the circadian clock, regulating metabolism in higher organisms with a period of about 24 h [26–28], the segmentation clock of vertebrates [29], whose collective frequency determines the length of body segments [8, 9, 30, 31], and engineered systems of coupled lasers or electronic oscillators [32, 33]. Our work shows that together with phase shifts, coupling delays can play an important role for the regulation of dynamic behaviors and the resilience of synchronized oscillator networks.

We thank Lucas Wetzel for many fruitful discussions and Douglas B. Staple for critical comments on the manuscript.

We thank Andy Oates and members of his lab for inspiring discussions about biological oscillators. L. G. M. acknowledges funding from PICT 2012-1954 and the hospitality of the Biological Physics Division at MPI-PKS. S. A. acknowledges funding from the Spanish Ministry of Economy and Competitiveness (MINECO) through Grant PHYSDEV (No. FIS2012-32349) and from CSIC through the Junta para la Ampliación de Estudios program (JAEDOC014, 2010 call) cofunded by the European Social Fund.

*julicher@pks.mpg.de

- [1] S. H. Strogatz and I. Stewart, *Sci. Am.* **269**, No. 6, 102 (1993).
- [2] Y. Kuramoto, *Chemical Oscillations, Waves, and Turbulence* (Springer-Verlag, Berlin, 1984).
- [3] J. Acebrón, L. Bonilla, C. P. Vicente, F. Ritort, and R. Spigler, *Rev. Mod. Phys.* **77**, 137 (2005).
- [4] J. Lewis, *Curr. Biol.* **13**, 1398 (2003).
- [5] J. Garcia-Ojalvo, M. B. Elowitz, and S. H. Strogatz, *Proc. Natl. Acad. Sci. U.S.A.* **101**, 10955 (2004).
- [6] M. K. Stephen Yeung and S. H. Strogatz, *Phys. Rev. Lett.* **82**, 648 (1999).
- [7] E. M. Izhikevich, *Phys. Rev. E* **58**, 905 (1998).
- [8] S. Ares, L. G. Morelli, D. J. Jörg, A. C. Oates, and F. Jülicher, *Phys. Rev. Lett.* **108**, 204101 (2012).
- [9] L. Herrgen, S. Ares, L. G. Morelli, C. Schröter, F. Jülicher, and A. C. Oates, *Curr. Biol.* **20**, 1244 (2010).
- [10] M. Dhamala, V. K. Jirsa, and M. Ding, *Phys. Rev. Lett.* **92**, 074104 (2004).
- [11] M. G. Rosenblum and A. S. Pikovsky, *Phys. Rev. Lett.* **92**, 114102 (2004).
- [12] H. Sakaguchi and Y. Kuramoto, *Prog. Theor. Phys.* **76**, 576 (1986).
- [13] H. Schuster and P. Wagner, *Prog. Theor. Phys.* **81**, 939 (1989).
- [14] L. Wetzal, Ph.D. thesis, TU Dresden, 2012.
- [15] We prepare the system in the synchronized state and introduce small random perturbations to all phases. We let this perturbed state relax and measure the Kuramoto order parameter $Z(t) = N^{-1} |\sum_i e^{i\theta_i(t)}|$ as it approaches 1. Relaxation becomes exponential for large times. We determine the relaxation rate from a fit to this exponential.
- [16] M. G. Earl and S. H. Strogatz, *Phys. Rev. E* **67**, 036204 (2003).
- [17] N. MacDonald, *Biological Delay Systems: Linear Stability Theory* (Cambridge University Press, Cambridge, England, 1989).
- [18] *Complex Time-Delay Systems*, edited by F. M. Atay (Springer-Verlag, Berlin, 2010).
- [19] A. Amann, E. Schöll, and W. Just, *Physica (Amsterdam)* **373A**, 191 (2007).
- [20] R. Corless, G. Gonnet, D. Hare, D. Jeffrey, and D. Knuth, *Adv. Comput. Math.* **5**, 329 (1996).
- [21] H. Shinozaki and T. Mori, *Automatica* **42**, 1791 (2006).
- [22] J. F. Heagy, L. M. Pecora, and T. L. Carroll, *Phys. Rev. Lett.* **74**, 4185 (1995).
- [23] A. Pikovsky, M. Rosenblum, and J. Kurths, *Synchronization. A Universal Concept in Nonlinear Sciences* (Cambridge University Press, Cambridge, England, 2001).
- [24] S. Manrubia, A. Mikhailov, and D. Zanette, *Emergence of Dynamical Order: Synchronization Phenomena in Complex Systems* (World Scientific, Singapore, 2004).
- [25] I. H. Riedel-Kruse, C. Müller, and A. C. Oates, *Science* **317**, 1911 (2007).
- [26] E. E. Zhang and S. A. Kay, *Nat. Rev. Mol. Cell Biol.* **11**, 764 (2010).
- [27] U. Schibler and F. Naef, *Curr. Opin. Cell Biol.* **17**, 223 (2005).
- [28] D. Gonze, *Cent. Eur. J. Biol.* **6**, 712 (2011).
- [29] A. C. Oates, L. G. Morelli, and S. Ares, *Development* **139**, 625 (2012).
- [30] J. Cooke and E. C. Zeeman, *J. Theor. Biol.* **58**, 455 (1976).
- [31] L. G. Morelli, S. Ares, L. Herrgen, C. Schröter, F. Jülicher, and A. C. Oates, *HFSP J.* **3**, 55 (2009).
- [32] G. Kozyreff, A. G. Vladimirov, and P. Mandel, *Phys. Rev. Lett.* **85**, 3809 (2000).
- [33] Y. M. Tousi, V. Pourahmad, and E. Afshari, *Phys. Rev. Lett.* **108**, 234101 (2012).