

Biophilic, photobiological and energy-efficient design framework of adaptive building façades for Northern Canada

Mojtaba Parsaee^{1*}, Claude MH Demers¹, Marc Hébert², Jean-François Lalonde³, André Potvin¹

¹ GRAP (Groupe de Recherche en Ambiances Physiques), École d'architecture, Université Laval

² CERVO Brain Research Centre, Department of Ophthalmology and Otorhinolaryngology, Faculty of Medicine, Université Laval

³ Computer Vision and Systems Lab, Department of Electrical and Computer Engineering, Laval University, Quebec, Canada

* Corresponding author: mojtaba.parsaee.1@ulaval.ca

GRAP (Groupe de Recherche en Ambiances Physiques)

École d'Architecture, Université Laval

1 Côte de la Fabrique, Vieux Séminaire Québec, QC, G1R 3V6 Canada

Tele: (+1) 514 519 3058

Accepted for publication in *Indoor and Built Environment*, (2020).

DOI: <https://doi.org/10.1177/1420326X20903082>

Article first published online: February 12, 2020

ABSTRACT

This paper develops an integrated design framework of adaptive building façades (ABFs) to respond to photobiological and thermal needs of occupants, biophilic factors, energy requirements and climatic features in Northern Canada, i.e. near and above 50°N. The paper discusses the importance of biophilic and photobiological factors and ABFs to improve occupants' health and human-nature relations and deal with the extreme climate in Northern Canada where non-adapted buildings that could negatively affect occupants' wellbeing. The paper shows that existing ABFs must be further developed for northern applications in terms of (i) the physical structure and configuration of components (ii) the design of solar shading/louver panels to address photobiological and biophilic requirements (iii) the development of lighting adaptation scenarios to respond to biophilic and photobiological needs, local photoperiods and energy issues, and (iv) the overall biophilic quality for accessibility to natural patterns. The ABFs' framework was developed in three phases including (1) process environmental data (2) produce adaptation scenarios, and (3) operate adaptation scenarios. The research discussed major issues of all phases that must be further studied, especially the development of hourly/daily/seasonally lighting adaptation scenarios. The paper develops a holistic parametric methodology to integrate and optimize major design variables of ABF's components.

Key words:

Climate-responsive building, Image-forming effects, Non-image forming effects; Thermal comfort; Adaptation scenarios; Extreme climate

Introduction

This paper draws attention to three major issues related to buildings and occupants' wellbeing in Northern Canada that include: (i) the photobiological and biophilic performance of existing Northern buildings (ii) the potential of adaptive building façades (ABFs) to deal with photobiological, thermal, biophilic and energy efficiency issues in such climates, and (iii) a design framework of ABFs to address occupants' needs and energy efficiency. The paper first underlines the importance of these issues in the context of Northern Canada. Then, four groups of key factors are identified to study the performance of buildings and façades in terms of photobiological, thermal, climatic, biophilic and energy efficiency requirements. Considering the identified factors, the performance of existing buildings and façade systems in Northern Canada was studied. The paper also discusses the potential and deficiencies of existing ABFs to address the identified factors in Northern Canada. The study finally develops a fundamental design framework of ABFs to deal with critical climatic conditions and occupants' needs in Northern Canada. The framework provides a ground to design and optimize ABFs in terms of biophilic, photobiological and energy efficiency factors. The proposed framework could be further developed to design adaptive healthy buildings in other climates and regions.

Importance of the study

Importance of photobiological and biophilic factors

Biophilic, photobiological and thermal performances of the space are main factors in designing healthy and climate-responsive buildings. Biophilic design intends to reconstitute human-nature relationships and enrich occupants' interactions with nature through developing life and lifelike processes and patterns in buildings¹⁻³. The biophilic design approach is claimed to minimize adverse effects of human development, maximize the positive benefit of nature, and improve human well-being physiologically, psychologically, emotionally and cognitively⁴⁻⁷. Biophilic design guidelines offer several recommendations^{8,9} which could be adjusted to promote human-nature relationships in the extreme cold climate of Northern Canada^{10,11}. People spent ample time in buildings in such climates, thus the biophilic approach has greater benefits^{12,13}. Biophilic design has direct relationships with photobiological and thermal performance of buildings by recommending the human- and nature-friendly design of building components and indoor environments.

Lighting and thermal design approaches have recently focused on the nature-friendly and human centric strategies to properly respond to photobiological and physiological needs of occupants. In recent decades, thermal performance has received considerable attention. ASHRAE¹⁴ is one of the reliable references published useful guidelines for the indoor thermal comfort zone and natural/mechanical ventilation in different buildings located in different climate zones. Photobiological requirements correspond to human centric lighting design demanding particular attention¹⁵. As stated by photobiological studies, light triggers many reactions in the human body, through the visual system^{16,17}. Human visual system responses to incident light have two components, namely image-forming (IF) and non-image forming (NIF)¹⁸⁻²⁰. The IF responses result in image formation and the sense of vision^{18,19} whereas the NIF responses refer mainly to the light effects on circadian clocks (also known as body clocks)²¹⁻²³, alertness and performance^{24,25}. Human circadian clocks need to be entrained nearly, but not exactly, every 24 hours²¹⁻²³. It is the local photoperiod that represents the main environmental time cues or 'zeitgebers (i.e. time giver or synchronizer)' to reset or synchronize circadian clocks²⁶⁻²⁸. IF and NIF systems demonstrate different responses to various light parameters such as quantity, spectrum, time and duration of impulses (for further details refer to Parsaee et al.¹⁰, Refinetti¹⁶, DiLaura et al.¹⁸, CIE²⁰, Khademagha et al.²⁹, Berman and Clear³⁰, Khademagha et al.³¹). Occupants' IF and NIF responses/requirements are different regarding hourly/seasonally photoperiods and different activities in the building³²⁻³⁴. A proper intensity and chromaticity of light at the right time must be provided to occupants^{20,35}. NIF responses of occupants have recently been addressed in the context of built environments^{20,29,36}, whereas the IF responses have been widely studied^{10,20,35}. Lighting guidelines and standards of North America have been developed for IF needs and negligible attention is given to NIF needs^{18,19,37}. Neglecting NIF effects causes serious light-related diseases and disorders such as desynchronized circadian clocks, sleep problems, seasonal affective disorder (SAD), non-seasonal depression,²⁰ which have extensively been reported in high-latitude regions^{28,38-40}.

Climatic challenges in Northern Canada

Buildings must provide Canadian Nordic population with a healthy and nature-friendly indoor environment, especially in terms of photobiological and biophilic aspects. However, responding to Northern occupants' biophilic and photobiological needs is challenging because of climatic conditions and the building design. Northern Canada refers to regions in near and above 50°N latitudes categorized into ASHRAE climate zones 7 and 8⁴¹ (see Figure 1-a). Climatic features drastically change by moving towards high latitudes and sub-Arctic regions of Canada⁴¹⁻⁴³ resulting in challenging living and working conditions^{44, 45}. Seasonal photoperiods and solar radiation, the most influential factors on the climate and human lives^{18, 26, 46}, could change from a few hours of daylight in the winter to almost no-darkness during the summer in a high-latitude Canadian City such as Cambridge Bay, Nunavut, Canada [69.1°N] (Figure 1-b). As depicted in Figure 1-d, the solar altitude reaches the zenith of about 20° in the winter and 50° in the summer in Kuujuaq. This situation affects climatic thermal features resulting in a negative surface energy budget, very low average air and surface temperatures and dominantly snowfall precipitations throughout the year^{42, 46}. In such an extreme climate, Northern population has forced to spend a considerable time, more than 90%, inside buildings^{12, 13}. Inuit people and Nordic inhabitants have adapted to the extreme climate whereas non-adapted occupants, such as workers and occupants from southern latitudes, are negatively affected^{47, 48}. Efforts have thus far been directed towards thermal comfort and energy efficiency issues in designing buildings and façades without considering photobiological and biophilic requirements. The National Energy Code of Canada for Buildings (NECB) focuses on thermal issues and recommends a low window-to-wall ratio (WWR) or the fenestration-and-door-to-wall ratio (FDWR) for Northern regions, i.e. between 30% to 20%^{49, 50} (see Figure 2). However, biophilic and photobiological studies strongly recommend to not unnecessarily decrease or restrict availability and accessibility to daylight and outdoor nature inside buildings because it can compromise people's health and wellbeing^{8, 9, 35, 51}. Further research and developments are needed to consider and integrate biophilic and photobiological aspects in the design of buildings and façade systems in Northern Canada.

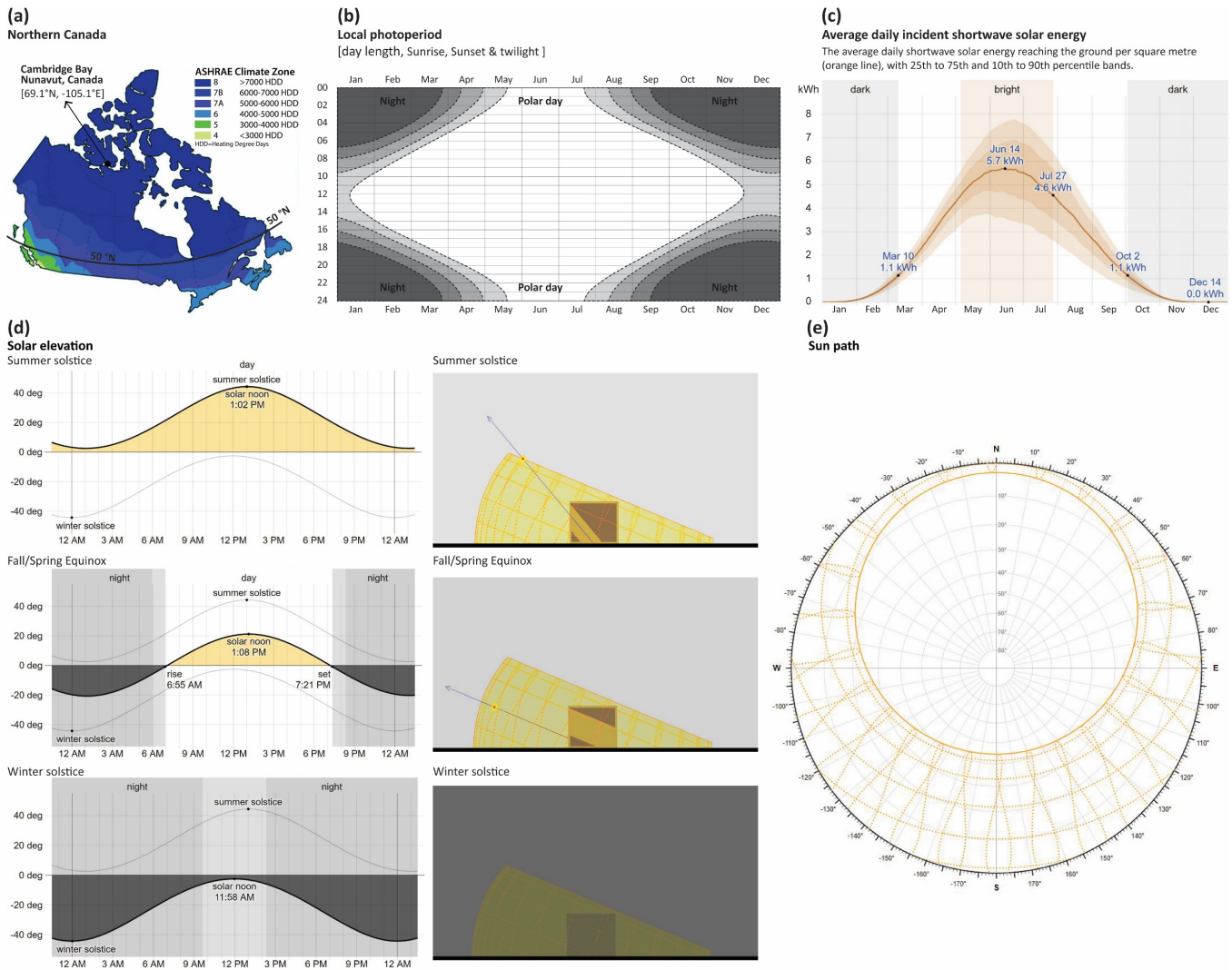
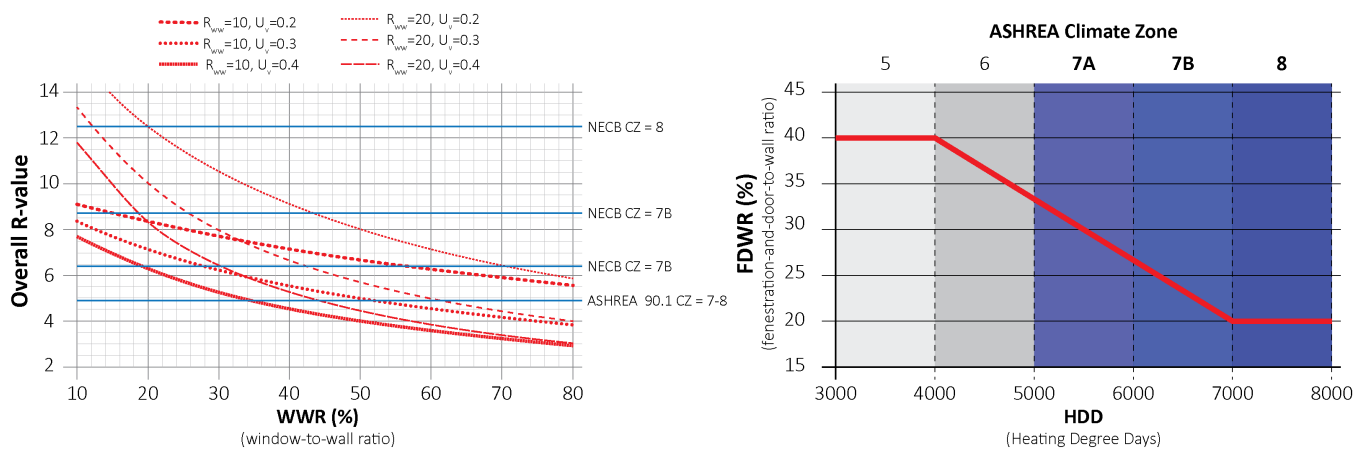


Figure 1. (a) Northern Canada located near and above 50° N categorized into ASHRAE climate zones 7 and 8⁴¹. Lighting features of the climate in Cambridge Bay, Nunavut, Canada [69.1°N], including the (b) seasonal photoperiod and day/night length sun path (c) average daily solar energy (d) solar elevation in the summer and winter solstices and spring/fall equinox and (e) sun path geometry (figures are derived from weather spark⁵² and online tools offered by Marsh⁵³)



Combined impact of thermal performance of mass walls and windows and WWR (CZ=climate zone, R_{ww} is whole-wall R-value, and U_w is window U-value)

Figure 2. National Energy Code of Canada for Buildings' (NECB) recommendations for the WWR, FDWR and R-value for Canada climate zones 7 and 8 corresponding to northern regions (retrieved from NRC ⁴⁹, Straube ⁵⁰)

Importance of building façades and adaptation strategies

Building components and façade systems affect biophilic, photobiological and thermal performances of the space. For example, windows as well as materials, textures and finishing colours of shading panels and surfaces have significant impacts on occupants' photobiological and thermal comforts ⁵⁴⁻⁵⁶. The colour temperature of received light at individuals' eyes, one of the influential parameters in NIF responses ^{29, 57, 58}, can be significantly manipulated by openings, spaces' elements and surfaces' materials, textures and finishing ^{18, 55, 58, 59}. The façade system, particularly, plays a key role in the development and design of such healthy climate-responsive buildings in Northern Canada ^{60, 61}. Façades are responsible for daylighting availability and connectivity to nature. They are in-between systems connecting occupants and the indoor environment to the outdoor climate ⁶²⁻⁶⁴. Façade systems affect indoor environmental quality and control accessibility to the surrounding environment, natural cycles and daylighting ^{62, 65, 66}. The façade of Northern buildings must, therefore, be designed with respect to biophilic and photobiological guidelines as well as thermal comfort and energy efficiency issues ^{11, 67}.

As a hypothetical solution, this paper draws attention to the potential of ABFs that could be developed particularly for biophilic and photobiological issues in Northern Canada. The core idea of building adaptation strategies is to facilitate the positive interaction of different contexts and actors in a design problem to offer satisfactory and reliable solutions ⁶⁸⁻⁷⁰. Adaptation strategies and the climate-responsive design of buildings had traditionally been employed before the modern era and invent of mechanical systems for conditioning indoor environment ^{43, 71}. In this regard, adaptation strategies have, evidently, been appeared in vernacular architecture of different countries and climates like China ⁷², Vietnam⁷³, Japan ⁷⁴, Iran ^{70, 75}, Africa ⁷⁶. Adaptation strategies have also been employed in the vernacular settlements of Nordic people in extreme climatic conditions ⁷⁷⁻⁸³. Such strategies in vernacular architecture are mainly based on increasing the environmental contact and maximizing advantages of nature. Adaptive façade systems have recently received increasing attention as a promising strategy to adapt buildings to human needs and natural conditions in different climates. In the past few years, several concepts of ABFs have been developed such as climate adaptive building shells ⁸⁴, responsive building envelopes ⁶⁶, intelligent façades ⁸⁵, advanced integrated façades⁸⁶, smart façades ⁸⁷, double skin façades ⁸⁸, kinetic façades ⁸⁹, biomimetic building skins ⁹⁰, climate responsive shells and forms ^{91, 92} and adaptive façades with movable insulation panels ^{93, 94}. As presented in Figure 3, several buildings have also been designed and built with adaptation strategies for different uses and climates,

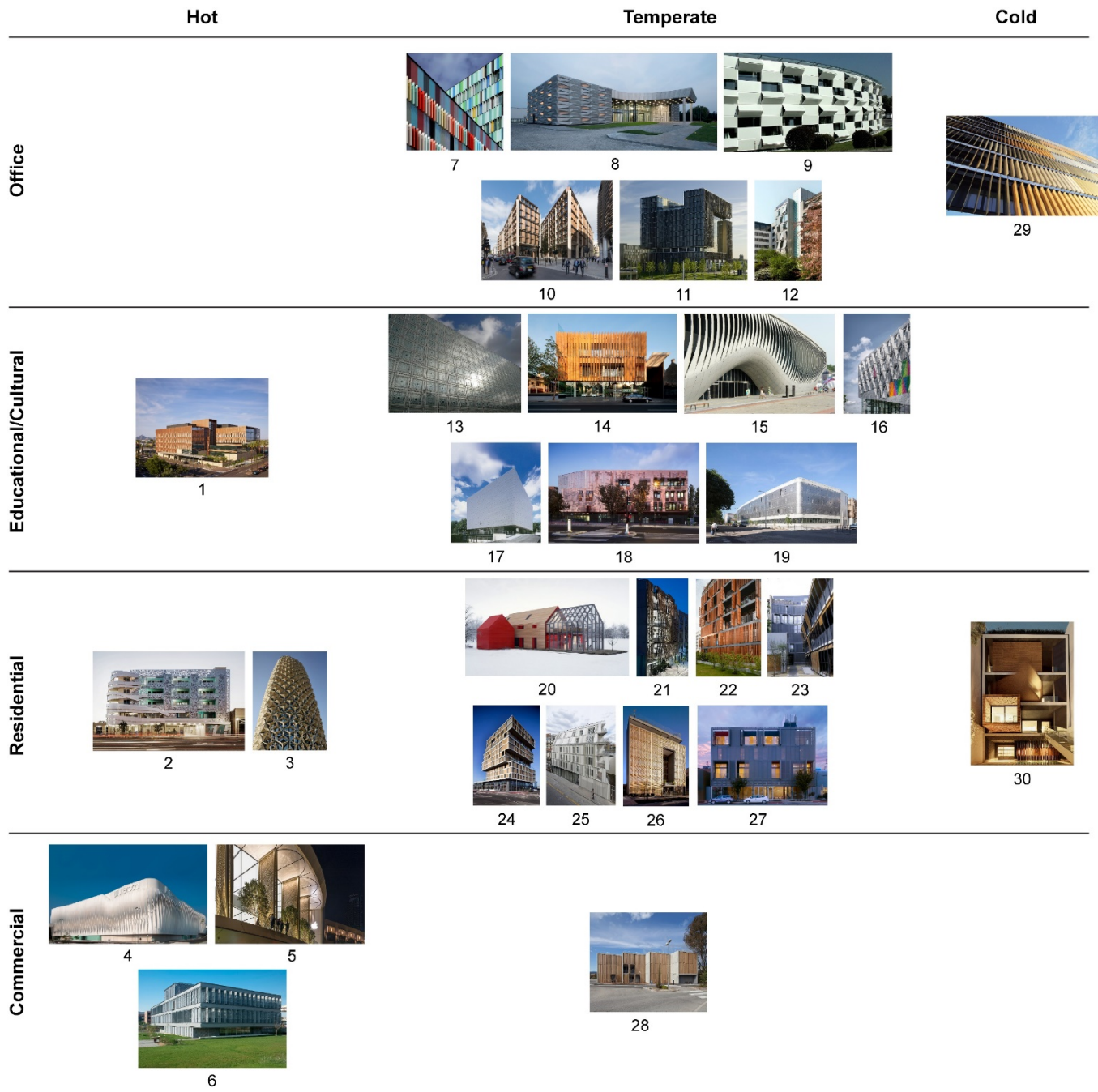


Figure 3. Some examples of adaptive façade strategies built for different building uses in various climates (see Appendix A for further information about these buildings and the courtesy of photos)

ABFs offer a potential solution to meet photobiological and biophilic needs of occupants, improve building energy efficiency and deal with the extreme climate in Northern Canada. ABFs point to the (self-) adjustment of façade systems to interior/exterior environmental conditions and needs of occupants in different climates^{63, 95, 96} including Northern Canada. ABFs are defined as façade systems with intelligent, repeatable and reversible modification abilities for some of its functions, features or behaviours over the time^{84, 97, 98}. These abilities adapt

and modify the overall building performance according to dynamic environmental conditions and occupants' needs^{84, 97, 98}. ABFs is claimed to offer mechanisms to respond appropriately to occupants' needs and environmental boundary conditions in different climates⁹⁷⁻⁹⁹. From this point of view, ABFs have the potential to provide Northern Canadian occupants with a healthy and comfortable indoor environment^{10, 11, 100}. This paper contributes to the development of healthy, climate-responsive and energy-efficient ABFs for the application in Northern Canada.

Major performance indicators

To assess and develop façade systems for Northern Canada, the key factors addressing photobiological, thermal, climatic, biophilic and energy efficiency requirements should be established first. Four categories of fundamental factors could be defined in terms of the indoor environment and occupants' biological needs, outdoor climate, biophilic requirements and energy issues.

Biological needs' factors

Façade systems must be designed to address hourly/seasonally occupants' biological needs through adjusting indoor lighting and thermal environments. Biological needs refer to photobiological and thermal parameters. Thus, façades must be designed to respond to photobiological needs of occupants through meeting hourly/seasonally IF and NIF requirements for different activities inside buildings. Façades should also provide occupants with an appropriate thermal comfort zone for a specific climate class, as published by ASHRAE¹⁴. The following items are considered to assess façade systems in terms of photobiological and thermal comfort requirements:

- **Image-forming (IF) effects:** refer to the consideration of IF effects of lighting on occupants
- **Non-image forming (NIF) effects:** refer to the consideration of NIF effects of lighting and natural cycles on occupants
- **Thermal aspects:** refers to the consideration of heat exchange and airflow impacts of the system on occupants' thermal comfort

Climatic factors

Façade systems must appropriately respond and adapt to the outdoor climate and maximize the positive relationship with exterior environments. In the context of built environments, the major climatic factors include lighting and thermal features^{14, 41, 101}. Lighting features mainly refer to daylight, seasonal photoperiods (e.g. light/dark cycles) and sun elevation^{43, 101}. Thermal features mainly refer to surface and weather temperatures, humidity, wind, solar radiation and precipitation^{102, 103}. In the extreme climate of Northern Canada, façade systems must be designed to outweigh the advantage of solar radiation and minimize the adverse effect of extreme cold weather through connecting indoors to outdoors when solar radiation is available and is needed^{96, 104}. The following items are considered to assess building façades:

- **Lighting responsive:** refers to the façade's response to lighting aspects of the local climate

- **Thermal responsive:** refers to the façade's response to thermal aspects of the local climate

Biophilic factors

Façade systems must be designed with respect to biophilic recommendations, especially for high latitudes such as Northern Canada. Biophilic design propounds the human- and nature-friendly design of six specific features of the built environment including (1) visual and non-visual features (2) airflow and thermal features (3) acoustic features (4) colours and materials (5) shape and form and (6) design implications and space syntax (for further details, refer to Kellert and Calabrese ⁸, Browning et al. ⁹, Kellert ¹⁰⁵). Figure 4 displays characteristics of human, nature, buildings and façades with respect to northern-latitude climates and biophilic design recommendations proposed by Browning et al. ⁹ and Kellert and Calabrese ⁸. No index or metric has thus far been developed to quantify and monitor the biophilic quality of a space ^{10,106}. Some biophilic recommendations can still be considered, which are applicable to the design of façades for Northern climates, as the following items. As the paper is focused on façade systems in an extreme cold climate, biophilic recommendations for the design of indoor environments, such as greenery, has not been considered.

- **In-between space:** refers to the thickness of the space among façade skins which can be identified as a cavity (gap for airflow, heat transfer, etc.), corridor (sufficient thickness for crossing a person) or inhabitable (sufficient thickness for a sitting or living space, like a balcony)
- **View:** refers to the consideration of view to the surrounding environments and the connectivity to nature.
- **Colour:** refers to the consideration of nature-friendly colour.
- **Materials:** refer to the consideration of natural or nature-friendly materials.
- **Form:** refer to the consideration of biomimicry forms or nature-friendly shapes.

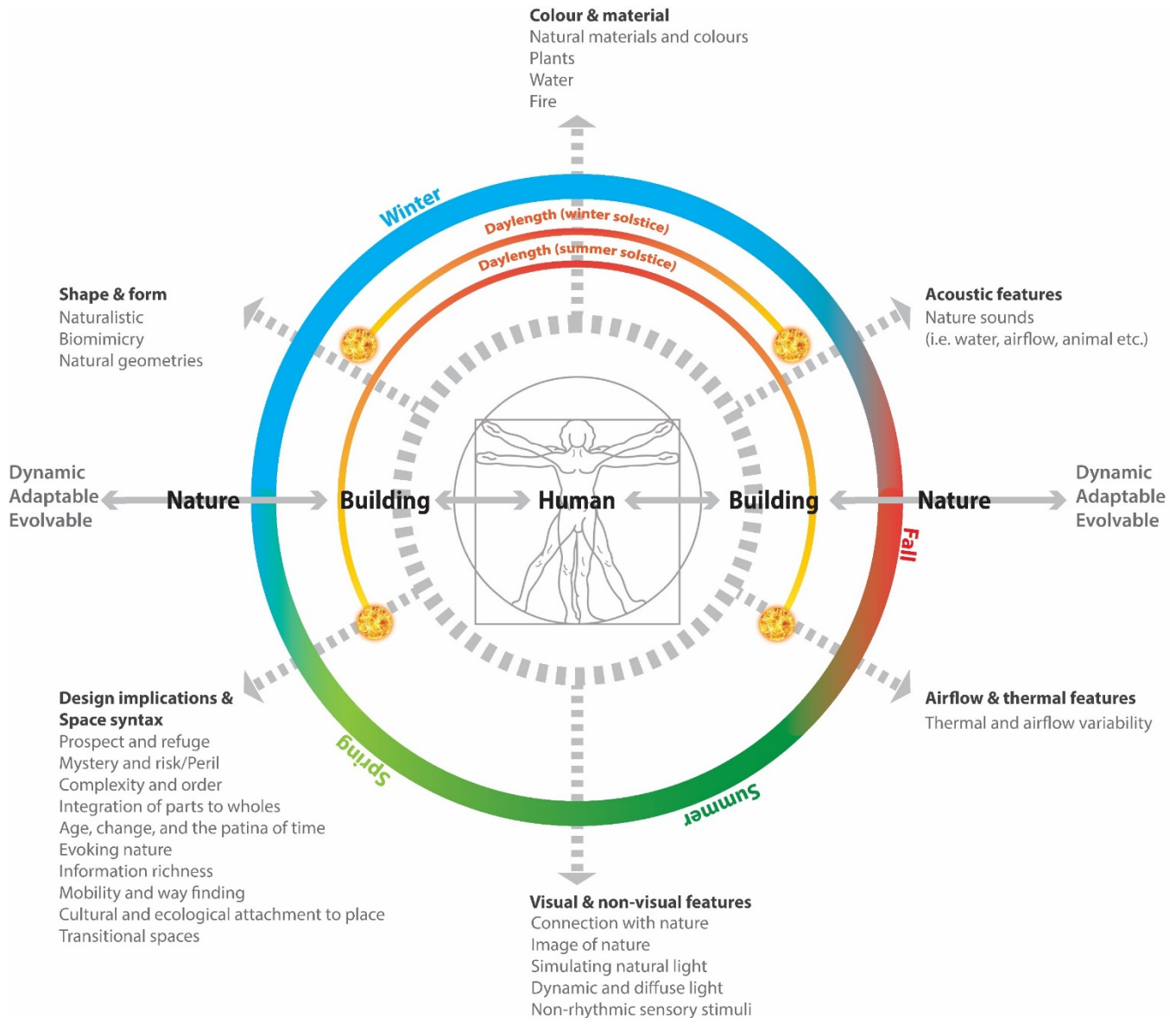


Figure 4. Characteristics of the human, nature and buildings with respect to biophilic design recommendations (based on Browning et al. ⁹ and Kellert and Calabrese ⁸) and the extreme cold climate of northern latitudes

Energy factors

Biophilic design, occupants' needs and climate-responsive factors as well as the physical structure of façades could influence the overall energy performance of buildings. The major factors determining the total energy consumption of buildings include (1) climate (2) building façade (3) building energy and services systems (4) indoor design criteria (5) building operation and maintenance, and (6) occupants' behaviours ¹⁰⁷⁻¹⁰⁹. Occupants' behaviour has reciprocal interactions with other factors in determining the energy consumption of buildings ¹¹⁰. This study considers impacts of façade systems on the overall energy performance of the building, as the following item:


- **Energy efficiency:** refers to the positive effects on the overall energy performance of the building

Performance of façades in Northern Canada

Considering the assessments factors, façades of existing buildings in Northern Canada are designed with little considerations for the climate, photobiological needs and biophilic quality. As can be seen in Figure 5, typical buildings with a single-skin façade and small openings have most often been designed in Northern Canada. As shown in the following, such buildings consist of imported southern models that have been designed to only satisfy the thermal comfort demand.

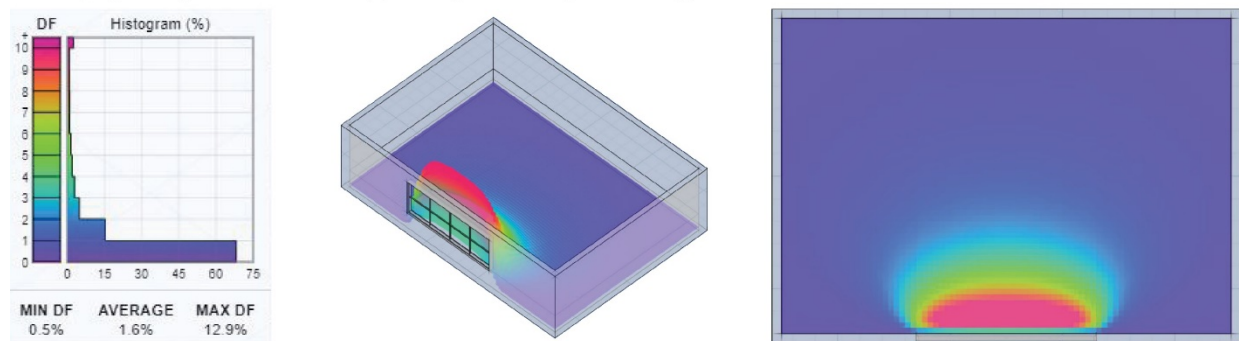
a. Existing buildings in Northern Quebec, CA

○ Small widows covered by interior curtains



©Parsaee, M. & Lalande, P., Université Laval

b. Daylighting factor for a typical generic space deigned with 20% of WWR



Distribution of daylight factor

Figure 5. (a) Existing buildings in Northern Quebec (b) daylighting performance inside a generic space in existing buildings in Northern Quebec

In terms of biological needs' factors; (i) *Occupants' photobiological comforts*: the existing model of buildings and façades are designed with negligible consideration to solar radiation, daylight and local photoperiods. The building lighting relies mainly on artificial systems to fulfil basic IF needs while NIF needs have been neglected

¹¹¹. As can be seen in Figure 5-a, small windows (low WWR/FDWR, i.e. around 20%) are most often designed based on the NECB's recommendation. Such small windows are covered by curtains most of the time on cloudy or clear sky conditions. This issue implicates the fact that the design strategy is not adapted and non-efficient because it does not meet occupants' light-related needs as well as yield the benefit of daylighting. Figure 5-b shows the low daylighting performance inside a generic space with a 20% WWR in Northern Quebec. As already been reported ¹¹²⁻¹¹⁵, such unhealthy indoor lighting environments could cause several light-related health issues in high-latitude regions like Northern Canada.

(ii) *Occupants' thermal comforts*: The thermal comfort zone is provided through using mechanical air conditioning systems. Existing strategy of low WWR/FDWR compromises the effective use of solar radiation for indoor thermal performance, especially when windows are covered by curtains.

In terms of climatic factors; No adaptation strategy is designed to connect indoors to outdoors in order to outweigh the benefit of the climate by responding to the availability of solar radiation adapted to occupants' needs. The low WWR/FDWR and high thermal resistance façade are designed to reduce indoor-outdoor interactions and isolate the indoor environment. Meanwhile, the single-skin façade is in direct contact to the harsh nature without any moderator or in-between space. As illustrated in Figure 5, a porch is designed in front of the entrance in some cases which could potentially act as a moderator, although it is not genuinely designed for such reasons and benefits.

In terms of biophilic factors; The existing buildings have very low biophilic quality because they severely disconnect occupants from exterior environments and natural cycles resulting in insufficient accessibility and view to nature and natural patterns. The form and colour of façades have a negligible biophilic quality. The use of wood is, however, increased the nature-friendly quality of façades. Moreover, the design of a porch in front of the building's entrance could be considered as an in-between space contributing to biophilic quality.

In terms of energy factors; small windows (low WWR/FDWR) and high thermal resistance façades are designed to minimize heat loss and increase overall thermal performance and energy efficiency of buildings in Northern Canada, as the ultimate goal of NECB. Such Energy conservation strategies impede interior-exterior exchanges and generate a mechanically controlled interior environment. There has therefore been a higher demand for artificial lighting and mechanical heating systems with negative environmental impact.

Performance of existing ABFs
















The existing knowledge and practice of ABFs are critically reviewed in terms of the identified key factors as well as their applications in Northern Canada. The analysis of existing ABFs reveals key issues that must be further developed to meet requirements of all assessment factors, especially photobiological and biophilic, in Northern Canada. Table 1 presents the assessment of some constructed ABFs given in Figure 3. The overall assessment reveals the following points:

1. ABFs have most often been built with a cavity or a corridor as an in-between space among different layers and skins. Such ABFs were mainly designed as double or multi-skin façade systems. Few cases were also designed with an inhabitable in-between space. Some ABFs have also been designed with solar shading/louver panels.
2. The configuration of the skins has been adjusted regarding climatic conditions.
3. A variety of adaptation mechanism, behaviour and processes have been developed using smart, automatic and high-tech systems to manual and low-tech strategies. The existing practices of such smart systems were mainly designed to follow the sun path and measure light and heat levels of indoors, as can be seen in the Swiss Federal Railways' building. Motorized systems have been used for several dynamic behaviours and automatic executions.
4. The examples of ABFs were most often designed to provide occupants with thermal and visual comfort through responding to solar radiation and daylighting. Their impact on energy efficiency has mainly been considered in terms of ventilation, air conditioning systems, artificial lighting and CO₂ emission. The analysis of energy performance is not available for all of the cases.
5. Non-image forming (NIF) requirements have received negligible attention in designing ABFs' system. In some cases, NIF considerations are limited to the use of artificial lighting systems.
6. Most of the ABFs were designed with respect to views to surrounding environments and connectivity to nature as well as to use bio-based forms and materials and nature-friendly colours. The impact of such materials and colours on NIF responses of occupants has not yet been considered.
















To apply in Northern Canada, existing ABFs' must be further developed particularly in terms of the following issues. The next section proposes a fundamental design framework through which ABFs could be assessed and optimized for higher performance.

- I. The physical structure and configuration of components
- II. The design of solar shading/louver panels to address biological needs, in particular IF and NIF responses, biophilic requirements and energy issues
- III. The development of lighting adaptation scenarios to respond to biophilic and biological needs (i.e. IF and NIF responses), local photoperiods and energy issues
- IV. The overall biophilic quality for accessibility to natural patterns

Table 1. An analysis of some constructed adaptive building façades (the sources of information are given in Appendix A)

Case	Building Class	Location																
1	University of Arizona Cancer Centre	Medical/Educational	Phoenix, AZ, USA	S	P	P	H	✓	✓	✓	✗	✓	Ca	✓	✓	✓	✓	✓
2	The La brea Affordable Housing	Residential/Commercial	West Hollywood, CA, USA	S	P	P	H	✓	✓	✓	✗	N/A	Co	✓	✗	✗	✓	N/A
3	Al Bahar Towers	Residential tower	Abu Dhabi, UAE	D	S	A	H	✓	✓	✓	✗	✓	Ca	✓	✓	✗	✓	✓
4	Liverpool Department Store	Commercial	Villahermosa, Mexico	S	P	P	H	✗	✗	N/A	✗	N/A	Ca	N/A	✓	✓	✓	N/A
5	Apple Dubai Mall	Commercial	Abu Dhabi, UAE	D	H	H	H	✓	✓	✓	✗	N/A	In	✓	✗	✗	✗	✓
6	M2 Technological Building	Educational	Villamayor, Spain	D	S	A	H	✓	✓	✓	✗	✓	Co	✓	✗	✓	✗	N/A
7	Mac567	Office	Milan, Italy	H	S	AP	T	✓	✓	✓	✗	N/A	Ca	✓	✓	✓	✗	✓
8	S2OSB Headquarters & Conference Hall	Office/ Conference hall	Hendek, Turkey	S	P	P	T	✓	✗	✓	✗	N/A	Ca	✓	✗	✓	✓	N/A
9	Kiefer Technic Showroom	Office	Bad Gleichenberg, Austria	D	H	H	T	✓	✓	✓	✗	✓	Ca	✓	✗	✗	✓	✓
10	Bloomberg European Headquarters	Office	London, UK	D	P	A	T	✓	✓	✓	✗	✓	Ca	✓	✓	✓	✓	✓
11	Q1	Office	Essen, Germany	D	S	A	T	✓	✓	✓	✗	✓	Ca	✗	✗	✓	✓	✓
12	Friedrichstrasse 40	Office	Berlin, Germany	H	U	AP	T	✓	✗	✓	✗	✓	Ca	✓	✓	✗	✗	N/A
13	Arab World Institute	Cultural	Paris, France	D	S	A	T	✓	✗	✓	✗	✓	Ca	✓	✗	✗	✓	✓
14	Surry Hills Library & Community Centre	Library/ community centre	Surry Hills, NSW, Australia	D	S	A	T	✓	✓	✓	✗	✓	Ca	✓	✓	✓	✗	✓
15	One Ocean	Pavilion	Yeosu, South Korea	D	S	H	T	✓	✗	✓	✗	N/A	Ca	✓	✗	✗	✓	N/A
16	SDU Campus Kolding	Educational	Kolding, Denmark	D	S	H	T	✓	✓	✓	✗	✓	Ca	✓	✓	✓	✗	✓
17	The Mutable House	Educational	Cologne, Germany	D	U	A	T	✓	✓	✓	✗	N/A	Ca	✓	✗	✗	✓	N/A
18	Claude Debussy (Music) Conservatory	Cultural	Paris, France	D	U	M	T	✓	✓	✓	✗	N/A	Ca	✓	✗	✗	✗	N/A
19	Institut Des Sciences Analytiques	Educational	Villeurbanne, Lyon, France	S	P	P	T	✓	✓	✓	✗	✓	Co	✗	✗	✓	✗	N/A

20	Sliding House	Residential	Suffolk, UK	D	U	A	T	✓	✓	✓	✗	N/A	Ca	✓	✓	✓	✗	N/A
21	Ipera 25	Residential	Istanbul, Turkey	D	U	M	T	✓	✓	✓	✗	✓	Ca	✓	✓	✓	✗	N/A
22	Wilanowska Housing Complex	Residential	Warsaw, Poland	D	U	M	T	✓	✓	N/A	✗	N/A	In	✓	✓	✓	✗	N/A
23	Rue Des Suisses	Residential	Paris, France	D	U	M	T	✓	✓	✓	✗	N/A	In	✓	✓	✓	✗	N/A
24	Majske Poljane	Residential	Nova Gorica, Slovenia	D	U	M	T	✓	✓	✓	✗	✓	Ca	✓	✓	✓	✗	✓
25	10 Housing Units Castagnary	Residential	Paris, France	D	U	M	T	✓	✓	✓	✗	✓	Ca	✓	✗	✓	✗	N/A
26	Noi Hotel	Residential/ Recreational	Vitacura, Chile	S	P	P	T	✓	✓	✓	✗	✓	Co	✗	✓	✓	✗	✓
27	Cherokee Lofts	Residential	Los Angeles, CA, USA	D	U	M	T	✓	✓	✓	✗	✓	In	✓	✗	✓	✗	✓
28	Social Housing & Shops	Residential/ Commercial	Mouans-Sartoux France	D	U	M	T	✓	✓	✓	✗	N/A	In	✓	✓	✓	✗	N/A
29	Headquarters of the Swiss Federal Railways	Office	Bern, Switzerland	D	S	H	C	✓	✓	✓	✗	✓	Ca	✓	✓	✓	✗	✓
30	Sharifi-Ha House	Residential	Tehran, Iran	D	U	M	C	✓	✓	N/A	✗	✓	In	✓	✓	✓	✗	N/A

Adaptation mechanism	Biological needs' factors	Climate factors	Biophilic factors	Energy factors
 Adaptation behaviour [D ynamic, S tatic, H ybrid]	 Image forming (IF) effects	 Lighting responsive	 In-between space [C avity, C orridor, I nhabitable]	 Energy efficiency
 Adaptation process [S mart, P re-set, U ser-defined, H ybrid]	 Non-image forming (NIF) effects	 Thermal responsive	 View	
 Adaptation operation [A utomatic, M anual, H ybrid, P re-set]	 Thermal aspects		 Colour	
			 Material	
			 Shape and form	
 Climate class	N/A	The information is not available		

ABFs' design framework

To further develop for Northern Canada, a fundamental framework of ABFs is defined in three basic phases including (1) process environmental data (2) produce adaptation scenarios, and (3) operate adaptation scenarios, as depicted in Figure 6. As can be seen, ABFs should first monitor and process environmental data to produce adaptation scenarios which are defined as entire protocols and profiles to adjust the façade system to boundary conditions, i.e. photobiological, thermal, climatic, biophilic and energy factors. ABFs must then operate the produced scenarios through some behaviours in physical components. The adaptation behaviour is defined as the dynamic, static or hybrid behaviour of ABFs' system in response to boundary conditions. As shown in the fundamental concept of ABFs, the phases will be run several times in the case of dynamic behaviour and automatic execution whereas they will be run once during the design process in the case of static behaviour and manual/pre-set execution. The following sections explain the phases in detail.

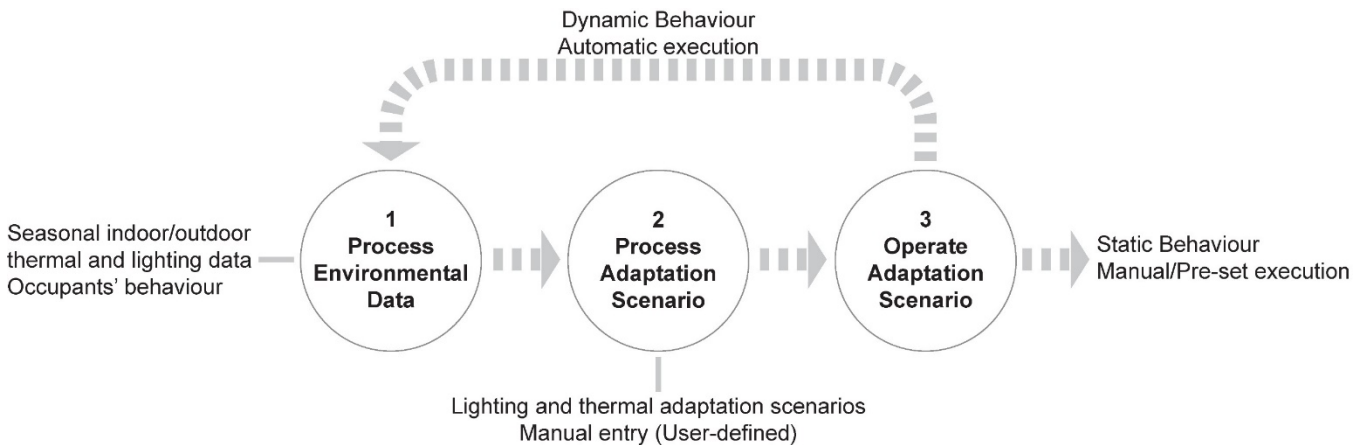


Figure 6. The fundamental concept of an ABF

Phase 1: Process environmental data

Seasonal indoor/outdoor thermal and lighting data as well as occupants' behaviour should be monitored and analysed to produce lighting and thermal adaptation scenarios. Several metrics and parameters have extensively been developed to capture and analyse thermal and lighting data. Appendix B, part-1 and part-2, provide a list of references giving further details about different photobiological and thermal metrics, parameters and analysis methods. Methods and metrics should ultimately offer an integrated spatiotemporal analysis of IF and NIF effects, thermal performance and energy saving aspects in the building. To monitor occupants' behaviour and environmental parameters, a sensory environment and a network of actuators could be developed to detect (i) the presence of individuals in the space (ii) their interactions towards building components and façade systems, and (iii) lighting and thermal parameters of the environment. Occupant-building interactions have been simplified to limit actions

such as controlling shades, blinds, doors, windows, lighting systems, HVAC systems, thermostat settings and electrical equipment (refer to references provided in Appendix B, part 3). To develop sensory environments, different low- and high-tech tools and devices have recently been developed. Such detection systems could be considered for a particular space during the early stage of design, renovation or post occupancy (See Figure 7). Detection systems are mostly considered as a part of control systems for buildings and façade components. Furthermore, different data mining and machine learning techniques have also been developed to organize, analyse and interpret behaviours and patterns. Appendix B, part 3, provides a list of references discussing details and challenges related to occupancy detection technologies and data mining methods. Environmental data and occupants' behaviour patterns could be represented in the virtual reality of the space¹¹⁶. Figure 7 illustrates a schematic example of an occupancy detection system combined with a virtual reality visualization model. The visualization of environmental data could further improve occupants' interactions towards building and façade systems. Such virtual reality environments and visualization of environmental data and occupants' behaviour could also enhance designers' perception regarding building performance and architectural choices during early stages of design or post occupancy evaluations. Appropriate tools and methods must be employed to be functional in the extreme cold climate of northern latitudes.

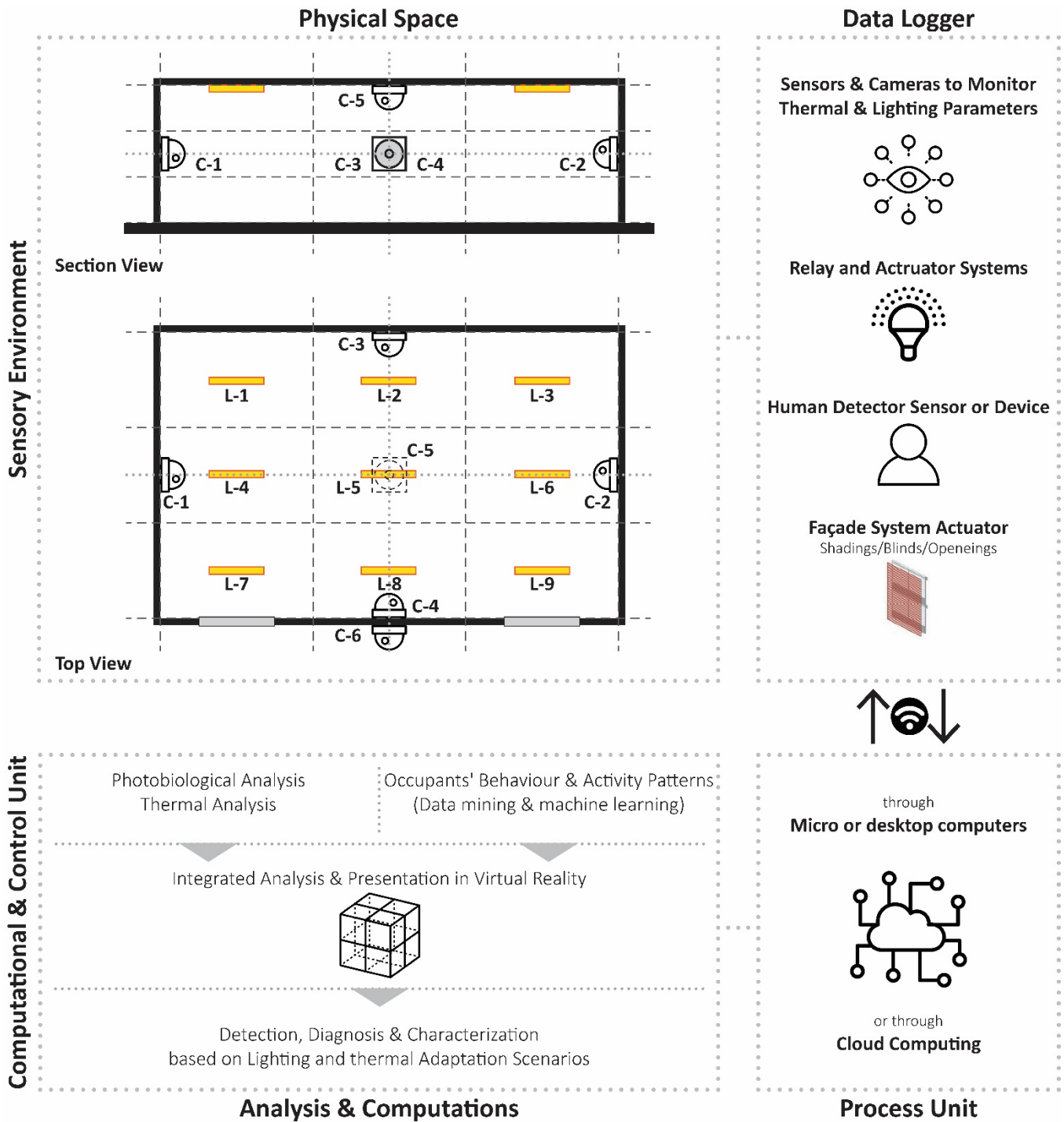


Figure 7. A schematic example of occupancy and environment detection/control system combined with a virtual reality visualization model (developed based on Parsaee et al. ¹¹⁶)

Phase 2: Process adaptation scenarios

The core of ABFs is to process appropriate lighting and thermal adaptation scenarios which must be produced to meet photobiological, thermal, biophilic and energy requirements in Northern Canada. Adaptation

scenarios could be processed through different strategies such as smart (intelligently evaluated and adjusted to boundary conditions after/before every run), pre-set (defined, optimized and fixed during the design of ABFs and will remain constant throughout the façade lifecycle), user-defined (occupants define scenarios manually), or hybrid (the pre-set or smart modes combining with a user-defined mode). Table 1 presents different strategies used in some examples of ABFs. As can be seen in the studied examples, façade systems have been equipped with sensors and data loggers in the case of smart and hybrid scenario processes. The manual entry (user-defined) of adaptation scenarios must be available by which occupants have an opportunity to apply their preferences, although their adjustments might come in conflict with the optimum situation^{99, 117}.

ABFs require two basic adaptation scenarios, i.e. thermal and lighting. Thermal adaptation scenarios could be developed with respect to climatic conditions and recommendations offered by ASHRAE, WELL and biophilic studies. Considering the very low average temperature of high latitudes, thermal scenarios must be designed to maximize solar heat gains and minimize thermal losses when heating systems are running. The sun path and local photoperiod of northern latitudes could potentially increase heat gains during long days of the summer. Depending on the location, this issue could positively affect the thermal performance, i.e. heating loads, of the space. Meanwhile, heat losses must be controlled during long nights of the winter coming with an extremely low average temperature. For example, Figure 8 illustrates the outdoor thermal comfort in the climate context of Resolute Bay, Nunavut, Canada. As can be seen in Figure 8, the outdoor thermal features offer no comfortable condition throughout the year. The local solar patterns, however, offer a great potential to increase solar heat gains from March to September (see Figure 1-c and e). The sun path also makes solar heat gains available for almost all façade's orientation facing east, south, west or north. Therefore, the façade system must be designed to maximize solar heat gains in order to reduce mechanical/electrical heating system and energy consumption. Considering solar patterns, there is nearly zero solar heat available during January, February, October, November and December (see Figure 1-c and e). The façade system could be designed to operate a thermal scenario to reduce building heat losses by converging openings with insulated panels (for further information of such panels refer to Montier et al.⁹³ Montier et al.⁹⁴). In this regard, thermal adaptation scenarios must be synchronized with lighting adaptation scenarios in order to offer sufficient connectivity and accessibility to natural light and local patterns for photobiological and biophilic requirements.

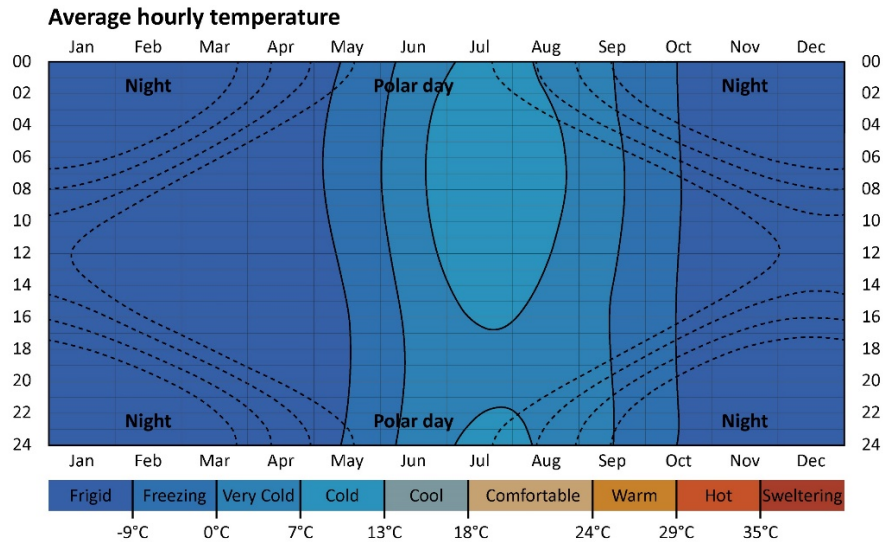


Figure 8. Thermal features of the climate in Cambridge Bay, Nunavut, Canada (retrieved from Weather spark ⁵², Marsh ⁵³)

Lighting adaptation scenarios must be developed with respect to hourly/daily/seasonally biophilic, photobiological, thermal and energy requirements in the context of local photoperiods for different building uses and indoor activities. Numerous research has thus far reported the IF and NIF effects of different light features such as intensity, colour temperature and time of exposure, but no adaptation scenario has yet been studied in order to establish a scientific base for hourly/daily/seasonally changes of indoor lighting features ¹¹⁸. Due to the strong photoperiod and harsh climate, developing such lighting adaptation scenarios for Northern Canada is more challenging, especially in terms of photobiological and biophilic requirements. In general, a proper lighting must be provided at the proper time for different activities ³⁵. Sufficient darkness or dim light should also be provided when occupants need sleeping or resting in specific spaces such as bedrooms ¹¹⁹. Meanwhile, sufficient connectivity to natural light and patterns must be accessible to occupants ¹¹⁸. Table 2 summarizes the principle criteria that must be considered in the development of lighting scenarios. Table 2 briefly points that lighting adaptation scenarios should offer hourly/daily/seasonally patterns and thresholds (maximum / minimum / average) of intensity and colour temperature of indoor lighting with respect to IF and NIF effects, the biological and social day/night, building uses and activities.

Table 2. Premises and criteria for developing lighting adaptation scenarios (extracted from DiLaura et al. ¹⁸, CIE ^{20, 35}, International WELL Building Institute ¹¹⁹, Lucas et al. ¹²⁰, Rea and Figueiro ¹²¹, Boivin and Boudreau ¹²², Konis ¹²³)

Premise	
1	The biological night starts from around 19:00 to 7:00. Note that social day/night should be considered for adaptation to the particular activity, behaviour and culture.
2	A high Equivalent Melanopic Lux (EML) during the day is usually supportive for alertness, the circadian rhythm and a good night's sleep. A low EML in the evening and at night facilitates sleep initiation and consolidation.

-
- 3** The light dose thresholds for IF and NIF purposes include:
- a. Between 30 to 500 lux on horizontal work plan for visual comfort depending on the task and space function
 - b. 100 lux or 100 EML on the vertical plan at eye level have 50% impacts on melatonin suppression.
 - c. 200 lux or 200 EML on the vertical plan at eye level have 90% impacts on melatonin suppression
 - d. A maximum of 50 to 250 lux or EML for a comfortable residential space depending on the task
 - e. Between 250 to 350 for a commercial/office space with high vigilance and task performance
-
- 4** The daily timing of light impulse divides into four periods as following. These periods are based on the photobiological research. Note that the social night/day-time changes regarding people and society.
- I. 7:00 to 9:00 for the biological waking time and becoming vigilant
 - II. 9:00 to 19:00 for the biological day and being highly vigilante for working
 - III. 17:00 to 19:00 preparing for the biological night
 - IV. 19:00 to 7:00 for the biological night and becoming less vigilant
-
- 5** Light dose should be minimum before sleep time.
-
- 6** During the sleep time, a complete darkness is required.
-
- 7** Blue-enriched light should be minimized before the sleep time. It can be maximized during 9:00 to 17:00. In the morning (from 7:00 to 9:00), it can be used to increase alertness and synchronize the body clocks. Note that blue-enriched light has significant NIF impacts in the early morning which is recommended.
-

Connectivity and accessibility to natural light and local photoperiods must be prioritized as the primary source of indoor lighting and should not be compromised or replaced by artificial lighting systems. More specifically, lighting adaptation scenarios must maximize the use of natural light and nature-view in buildings, as the main source of lighting when it is available. Lighting scenarios should, then, be combined with artificial lighting, particularly tenable light-emitting diode (LED) systems, when natural light is not available. During the past few years, LED systems and smart lighting have been developed to respond to photobiological needs, especially NIF effects^{124, 125}. Many studies have been conducted to investigate and improve the impact of LED and smart lighting systems on visual performance, circadian clocks, alertness, cognitive performance and sleep disorders¹²⁵⁻¹²⁸. LED systems are also reported being energy efficient¹²⁵. Despite all these developments, biophilic and photobiological studies have emphasized that the design priority should be given to natural light and connection^{8, 9, 35, 105}.

Façade systems must be designed to enable, control and filter daylighting based on adaptation scenarios. During dark or very low-daylight hours, LED and smart lighting technologies can be used and adjusted to provide appropriate intensity and colour temperature required for hourly IF and NIF needs for a particular space or activity. The scenarios must be adjusted for different orientation of the space because of the annual solar geometry which provides different periods and amount of daylighting on north, east, south and west façades. Considering all these discussed challenges and issues, Figure 9 shows a potential hourly/seasonally adaptation scenario developed for an office space in Resolute Bay. As can be seen, the scenario offers the maximum use of daylighting when it is available during the work time over the day and the year. The scenario also proposes the adaptation to NIF needs of occupants through adjusting the colour and intensity of indoor lighting environment based on the premises in Table 5. LED systems could be used and programmed to provide the proposed indoor lighting and follow the adaptation scenario when daylighting is not available in the winter and cloudy days. The openings could be covered

by movable insulation panels to reduce heat losses and improve the overall thermal performance when the building is not occupied. Noted that, although it would be almost dark outside, connectivity with outdoor nature must be provided during the winter days because of biophilic requirements highlighting several aspects and quality of nature (for further details read Kellert and Calabrese⁸; Browning et al.⁹; Kellert¹⁰⁵). Similar lighting adaptation scenarios could be developed for needs of different building uses and activities such as health care, schools and residences.

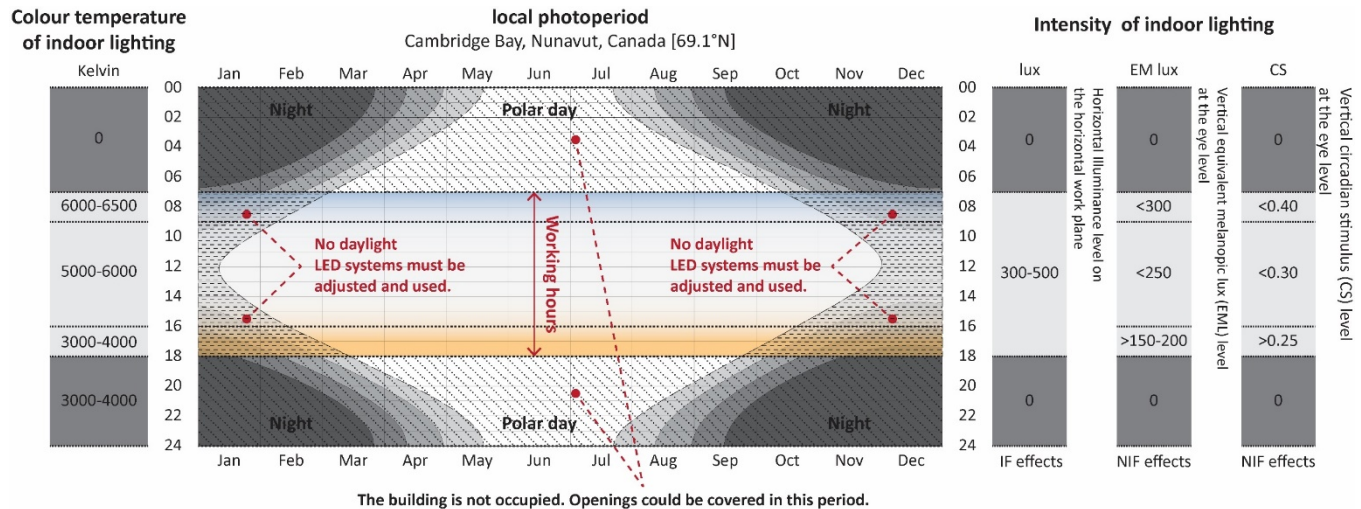


Figure 9. A potential hourly/seasonally lighting adaptation scenario for office buildings in Cambridge Bay, Nunavut, Canada.

Phase 3: Operate adaptation scenarios

The produced scenarios must be operated by ABFs in order to adjust the indoor environment to the expected criteria and thresholds. Operational strategies could be considered as automatic (i.e. motorized systems), manual (i.e. non-motorized system performing by human power), hybrid (including both options of automatic and manual) and pre-set (being configured and fixed in advance including smart materials). An appropriate adaptation behaviour must also be developed to operate the scenarios including dynamic, static and hybrid mechanisms. Dynamic behaviours are accomplished through performing movements and motions, such as folding, sliding, rolling, expanding and transforming, in some components or layers of the façade either automatically or manually. Static behaviours rely on material properties, such as phase change materials or smart windows. Hybrid behaviours are a combination of dynamic behaviour and material properties. Table 1 summarizes different adaptation behaviours and operations in existing examples. As can be seen, a higher technology, financial investment and technical considerations have been used for dynamic behaviours and automatic executions.

To operate adaptation scenarios, ABFs' physical structure must be developed and optimized to meet biophilic, photobiological, thermal and energy requirements in Northern Canada. One promising model is multi-

skin façade (MSF) systems consisting of a solar shading/louver system, an in-between space (cavity, corridor or inhabitable), and exterior/interior skins with thermal resistance and solar transmittance features (see Figure 10). MSFs, such as double or triple skin systems, have potentials to run different adaptation behaviours and to operate different lighting/thermal scenarios in the extreme climate of Northern Canada. MSFs can reduce heating loads by trapping solar radiation in the cavity which results in the increase of the cavity air temperature. This is a positive advantage in the extreme cold climate of Northern Canada. Shading panels can also improve indoor daylighting performance inside buildings and control glare during the day. Through improving thermal and daylighting performance, MSFs could contribute to energy saving in Northern Canada. As a higher biophilic quality, the in-between space can be designed as a place for sitting (like a patio or porch) which is protected from strong winds, heavy rain and snow throughout the year. In case of designing a cavity, it must be sealed in the extreme cold weathers due to technical aspects and the risk of freezing and snow accumulations. In brief, multi-skin systems claimed having the following potentials and benefits.

- i. **Higher thermal, daylighting and energy performances** (for details refer to ^{84, 129-137});
- ii. **Higher overall biophilic quality by designing an inhabitable in-between space or cavity** (for details refer to ^{133, 138, 139});
- iii. **Higher long-term economic benefits** (for details refer to ^{99, 130}).

The components' configuration of MSF systems must be adjusted and optimized for different applications in northern latitudes of Canada. Figure 10 proposes several possible configurations of a multi-skin system. Figure 10-cases 1, 2 and 3 suggest different configurations of thermal resistance and solar transmittance components without using solar shading/louver panels. As can be seen in Figure 10-case 1, both interior and exterior skins could be designed with thermal capacity. MSFs can have the exterior skin with thermal resistance while the interior skin acts as a separator wall with solar transmittance, as illustrated in Figure 10-case 2. The thermal resistance skin could also be designed as the interior component and the high solar transmittance skin acts as the exterior component (see Figure 10-case 3). Cases 4 to 7 illustrate different configurations of solar shading/louver panels. As can be seen, shading panels could be located in front of or behind the exterior skin (Figure 10-cases 4 and 5). It can also be located at the interior skin (Figure 10-cases 6 and 7). The suggested configurations of skins and components could significantly affect solar heat gain and accessibility to daylighting and outdoor climates. Figure 10-columns c and d present daylighting and solar heat gain behaviours of all cases based on rules of thumb. Table 3 also summarizes some recommendations for the application of multi-skin façades in cold climates and winters which could be considered in future developments for Northern Canada.

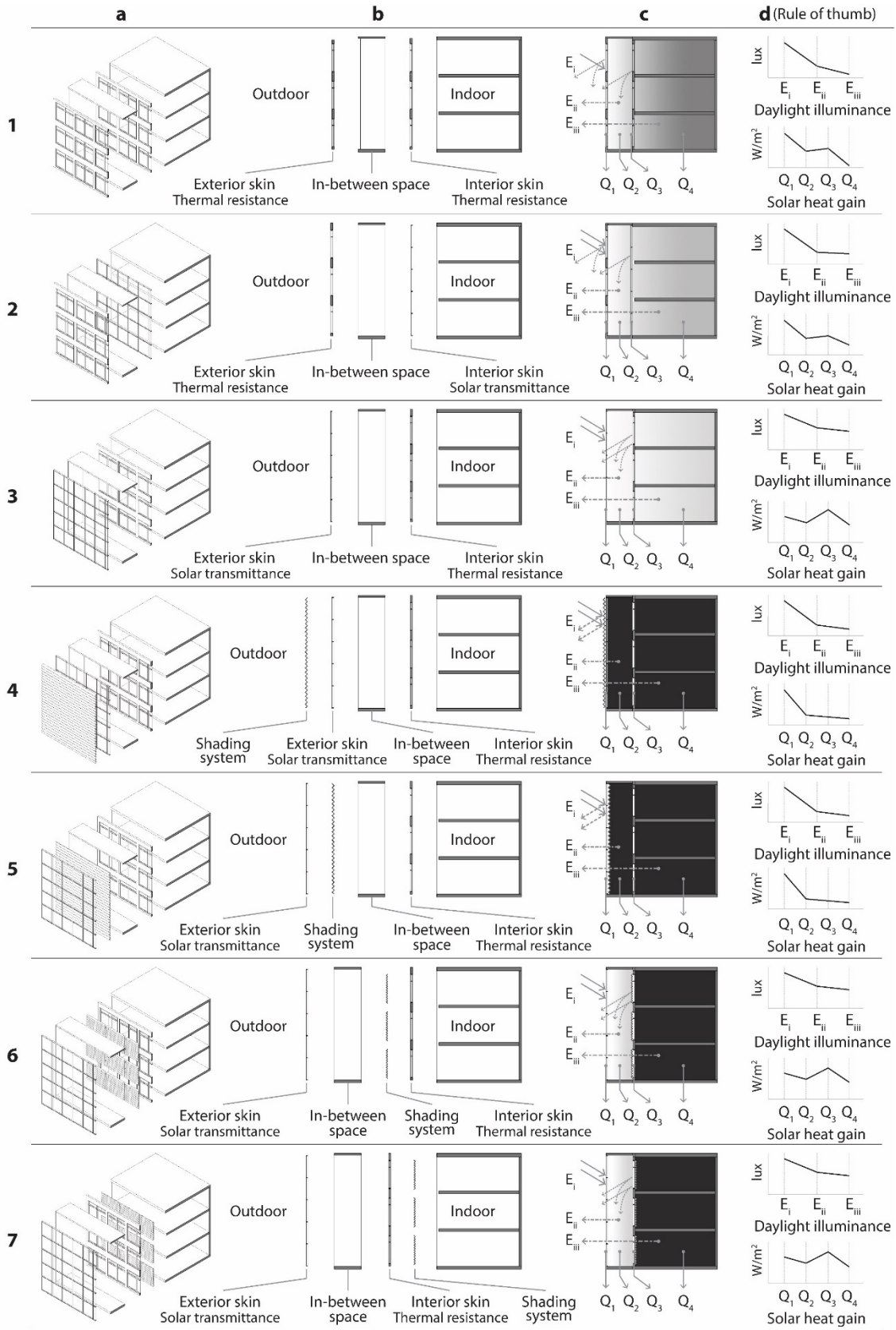


Figure 10. Different components' configurations of a multi-skin façade (MSF)

Table 3. Some recommendations for the application of multi-skin façades in cold climates and winters which could be considered in future developments for Northern Canada (given by Ghaffarianhoseini et al. ¹³⁰, Barbosa and Ip ¹³², Poirazis ¹³⁴, Mingotti et al. ¹³⁵, Gratia and De Herde ¹³⁶, Jiru et al. ¹³⁷)

Remark
<ul style="list-style-type: none"> • Double glazing with higher thermal insulation is likely to be applied at the inner layer of the façade in order to reduce the radiative and conductive components of heat transfer across the façade. • Tinted glass or coating can be used to control the heat flux through a glazed façade. • The low-e film should be applied on either surface facing the gap of double glazing. • The inner skin could be designed with lower thermal resistance when a low-e-tinted inner glazing surface is used. • The use of single glazing with high transmittance at the external layer allows for a high heat gain into the cavity, thus increases the buoyancy force for natural ventilation. • External/in-between solar shadings are more effective than internal shading devices. • Dark-coloured blinds inside the cavity increase the temperature more than light-coloured. • The position of the blinds inside the cavity (outer, middle, and inner) have more effect on the distribution of temperature, velocity and solar heat gain compared to the angle of the slat. • The temperature of the inner glass surface becomes higher when the shading devices are located close to it. • The application of the thermal mass on the shading device results in energy saving.

The design variables of components must be identified and a platform must be developed to adjust and optimize the configuration of ABFs' physical structure in terms of biophilic, photobiological, thermal and energy requirements for a particular building in Northern Canada. Two groups of (a) primary and (b) secondary variables should be considered for designing and optimizing the physical system. Primary variables correspond to main architectural configurations including (1) the depth of in-between space, that could be a cavity, corridor or inhabitable, (2) the window-wall ratio (WWR) (3) the size of shading panels by considering the number, width and thickness, and (4) the tilted angle and orientation of panels. Secondary variables are related to the detail of the architectural design and characteristics of elements including details and characteristics of skins and shading panels in terms of the (i) material (ii) colour scheme (iii) reflectivity (iv) form, (v) motion related to dynamic or static behaviours. Such variables could potentially influence photobiological, thermal, biophilic and energy efficiency performance of buildings, as discussed in the previous sections.

Parametric studies could finally be conducted to assess and optimize variables by producing different cases and prototypes. Figure 11 shows a matrix chart of primary and secondary design variables in relation to performance indicators which can be used for future parametric studies of ABFs' physical components. As offered in Figure 11, the primary variables of the system can be first designed and assessed, then the secondary variables can be considered. For example, it can first design and assess ABFs which consisted of different WWRs, a cavity or corridor among their layers and various sizes of horizontal shading panels. The optimum output case of the assessment for primary variables could be the input for the design and assessment of the secondary variables. That means, for example, an ABF with 60% of WWR, a corridor-depth of in-between space, and horizontal medium size shading panels will be the input case for the assessment of different colour schemes, reflectivity and forms of skins and panels. The variables could be considered to be dependent or independent depending on the objective, available facilities and budget of the study.

The variables' combination could parametrically change for different analysis in order to find out a preferred high-performance case. A rating system, as depicted in Figure 11, could be used to assess the biophilic, photobiological, thermal and energy performances of every case. The performance indicators could have inverse relationships. For example, higher WWRs could potentially improve biophilic and NIF factors in terms of accessibility to natural light an outdoor nature. However, a high-WWR could associate with higher risk of glare and visual discomfort and heat losses. In this regard, several models and approaches have thus far been developed to optimize façades in terms of lighting, thermal and energy performance (see Appendix B, part-4 for some example studies). One architecturally interesting approach is to use the 'liberty index'¹⁰⁴ showing whatever the configuration has a net decrease in energy consumption while responding to minimal daylighting values. This could give architects and designers more freedom to explore, innovate and make high performance architectural choices.

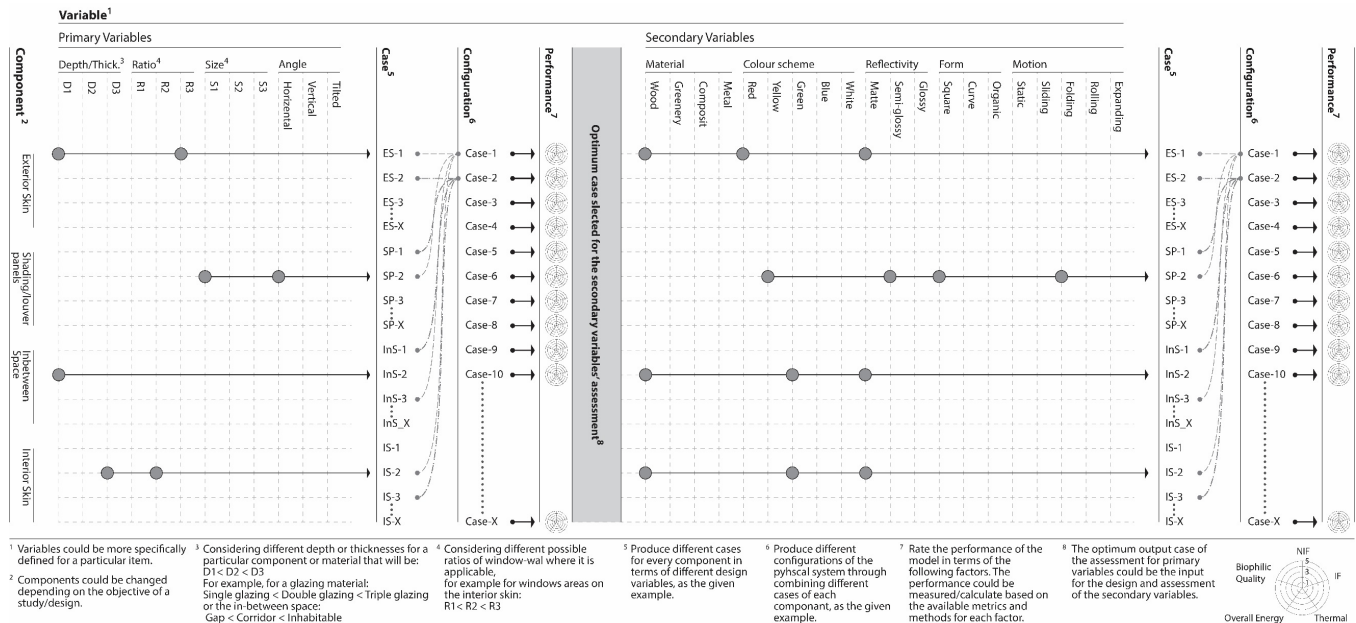


Figure 11. Primary and secondary design variables for the parametric study of ABFs' physical components in terms of photobiological, thermal, biophilic and energy factors

Conclusion

This research discussed the application of ABFs that could potentially improve indoor environmental quality and promote human-nature relations in Northern Canada where non-adapted buildings have been severely disconnected occupants from the climate without considering their photobiological and biophilic needs. The deficiencies of existing buildings in Northern Canada were studied. The paper also showed that existing ABFs require further developments to deal with the challenging natural lighting and thermal conditions and respond to northern occupants' photobiological and biophilic needs. The study identified four particular areas of inquiry that

should be further investigated for the integrated development of ABFs: (i) the physical structure and configuration of components (ii) the design of solar shading/louver panels to address photobiological needs, biophilic requirements and energy issues (iii) the development of lighting adaptation scenarios responding to biophilic, photobiological and thermal needs, local photoperiods and energy issues, and (iv) the overall biophilic quality with a special focus on promoting indoor-outdoor relationships. The research then focused on the integrated dimension of ABFs and proposed a fundamental framework to design and optimize for biophilic, photobiological, thermal and energy requirements. The ABFs' framework was devised and explained in three fundamental phases namely (1) process environmental data (2) process adaptation scenarios, and (3) operate adaptation scenarios. The paper explained all phases and issues that need to be addressed in future studies. In particular, the development of lighting and thermal adaptation scenarios is at the core of ABFs demanding special attention. Lighting metrics and scenarios must be further developed to establish hourly/daily/seasonally indoor lighting patterns with respect to IF and NIF effects, occupants' behaviour, building classes, activities, local photoperiods, thermal and energy issues. Furthermore, primary and secondary components' configurations and design variables of multi-skin systems were discussed in order to be parametrically studied and optimized in terms of the performance indicators. The components should also be designed with respect to severe climatic conditions of extreme cold climates associating with extensive freezing and heavy snow accumulation. Future research could use the proposed framework and parametric method to develop biophilic, photobiological and energy efficient ABFs for healthy buildings in Northern Canada and improve human-nature relationships in such regions.

Authors' contribution

This paper is extracted from a doctoral research done by the first author, Mojtaba Parsaee. The rest of the authors are the co-supervisor of the research. As the research is interdisciplinary, each author contributes to different parts of the paper. Claude Demers supervised the architectural part. Mar Hebert supervised the biological part. Jean-Francois Lalonde supervised the lighting capture and sensory environment developments. Andre Potvin supervised the energy efficiency issues. You can read more about the overall research at this link: (<https://sentinellenord.ulaval.ca/en/research/optimizing-biophilia-extreme-climates-through-architecture>).

Declaration of conflicting interests

The authors declare that there is no conflict of interest.

Funding

The author(s) disclosed receipt of the following financial support for the research, authorship, and/or publication of this article: This work was funded by the 'Sentinel North Strategy, Canada First Research Excellence Fund' at Laval University, Quebec, CA.

Appendix A

The sources of information for [Table 1](#) and photo courtesies of [Figure 3](#)

Information source	Photo courtesy
1 https://inhabitat.com/liverpool-villahermosa-department-store-gets-a-twisting-concrete-double-skin/liverpool-villahermosa-jaime-navarro2	© Lori Zimmer on https://inhabitat.com/liverpool-villahermosa-department-store-gets-a-twisting-concrete-double-skin/liverpool-villahermosa-d-luis-gordoa
2 https://www.archdaily.com/797911/university-of-arizona-cancer-center-zgf-architects	© Hedrich Blessing Photographers (Nick Merrick) on https://www.archdaily.com/797911/university-of-arizona-cancer-center-zgf-architects
3 https://www.archdaily.com/477920/m2-technological-building-university-of-salamanca-sanchez-gil-arquitectos	© Fernando Sánchez Cuadrado on https://www.archdaily.com/477920/m2-technological-building-university-of-salamanca-sanchez-gil-arquitectos
4 https://www.archdaily.com/270592/al-bahar-towers-responsive-facade-aedas?ad_medium=gallery	© Christian Richters on https://www.archdaily.com/510226/light-matters-mashrabiya-translating-tradition-into-dynamic-facades
5 https://www.designboom.com/architecture/apple-dubai-mall-norman-foster-partners-solar-wings-art-installation-04-27-2017/	© Nigel young on https://www.designboom.com/architecture/apple-dubai-mall-norman-foster-partners-solar-wings-art-installation-04-27-2017/
6 https://www.archdaily.com/557785/la-brea-affordable-housing-patrick-tighe-john-v-mutlow	© Patrick Tighe Architecture / Bran Arifin on https://www.archdaily.com/557785/la-brea-affordable-housing-patrick-tighe-john-v-mutlow
7 https://mac567.com/en/building.html	© Stefano Nespyxel on https://www.flickr.com/photos/nespyxel/4379946314/
8 https://arch5541.wordpress.com/2012/10/11/material-interrogation-sliding-house/	© https://arch5541.wordpress.com/2012/10/11/material-interrogation-sliding-house/
9 https://www.archdaily.com/797755/s2osb-headquarters-and-conference-hall-binaa	© Thomas Mayer on https://www.archdaily.com/797755/s2osb-headquarters-and-conference-hall-binaa
10 http://interioresminimalistas.com/2013/05/06/33268/	© Gürkan Akay on http://interioresminimalistas.com/2013/05/06/33268/
11 https://www.architonic.com/en/project/jems-architekci-wilanowska-housing-complex/5100249	© Juliusz Sokolowski on https://www.architonic.com/en/project/jems-architekci-wilanowska-housing-complex/5100249
12 http://housingprototypes.org/project?File_No=FRA023	© http://housingprototypes.org/project?File_No=FRA023
13 https://www.archdaily.com/111496/residential-building-in-slovenia-ravnikar-potokar-arhitekturni	© Peter Krapež https://www.archdaily.com/111496/residential-building-in-slovenia-ravnikar-potokar-arhitekturni
14 https://www.archdaily.com/57339/surry-hills-library-and-community-centre-fjmt	© John Gollings on https://www.archdaily.com/57339/surry-hills-library-and-community-centre-fjmt
15 https://www.archdaily.com/162101/ad-classics-institut-du-monde-arabe-jean-nouvel	© https://www.archdaily.com/162101/ad-classics-institut-du-monde-arabe-jean-nouvel
16 https://www.archdaily.com/779037/social-housing-plus-shops-in-mouans-sartoux-comte-et-vollenweider-architectes?ad_medium=gallery	© Milèle Servelle on https://www.archdaily.com/779037/social-housing-plus-shops-in-mouans-sartoux-comte-et-vollenweider-architectes?ad_medium=gallery
17 https://www.archdaily.com/89270/kiefer-technic-showroom-ernst-giselbrecht-partner	© Ernst Giselbrecht & Partner On https://www.archdaily.com/89270/kiefer-technic-showroom-ernst-giselbrecht-partner
18 https://www.archdaily.com/236979/one-ocean-thematic-pavilion-expo-2012-soma	© Soma on https://www.archdaily.com/236979/one-ocean-thematic-pavilion-expo-2012-soma
19 https://www.archdaily.com/590576/sdu-campus-kolding-henning-larsen-architects	© Jens Lindhe on https://www.archdaily.com/590576/sdu-campus-kolding-henning-larsen-architects
20 https://www.archdaily.com/882263/bloombergs-european-hq-foster-plus-partners	© Nigel Young on https://www.archdaily.com/882263/bloombergs-european-hq-foster-plus-partners

	https://www.dezeen.com/2017/10/04/norman-fosters-bloomberg-european-headquarters-london-worlds-most-sustainable-office/	
21	https://www.stylepark.com/en/news/the-mutable-house	© https://www.stylepark.com/en/news/the-mutable-house
22	https://www.archilovers.com/projects/203971?utm_source=lov&utm_medium=email&utm_campaign=lov_news#info	© David Boureau on https://www.v2com-newswire.com/fr/salle-de-presse/dossiers-de-presse/1008-06/logements-sociaux-rue-castagnary#
23	https://www.domusweb.it/en/architecture/2014/03/07/music_conservatory.html	© Sergio Grazia on https://www.domusweb.it/en/architecture/2014/03/07/music_conservatory.html
24	https://www.archdaily.com/406718/institut-des-sciences-analytiques-parc-architectes	© Sébastien Morel on https://www.archdaily.com/406718/institut-des-sciences-analytiques-parc-architectes
25	https://www.archdaily.com/326747/q1-thyssenkrupp-quarter-essen-jswd-architekten-chaix-morel-et-associes	© Michael Wolff on https://www.archdaily.com/326747/q1-thyssenkrupp-quarter-essen-jswd-architekten-chaix-morel-et-associes
26	https://www.archdaily.com/139547/friedrichstrasse-40-office-building-petersen-architekten	© Jan Bitter on https://www.archdaily.com/139547/friedrichstrasse-40-office-building-petersen-architekten
27	https://www.archdaily.com/251557/noi-hotel-jorge-figueroa-asociados/	© Nicolas Caceres + Paula Marchant on https://www.archdaily.com/251557/noi-hotel-jorge-figueroa-asociados/
28	https://www.archdaily.com/41775/lofts-cherokee-studios-pugh-scarpa	© Brooks + Scarpa on https://www.archdaily.com.br/br/868074/aia-anuncia-vencedores-dos-premios-thomas-jefferson-e-de-realizacao-colaborativa
29	https://www.architonic.com/en/project/sefar-swiss-railway-main-office-building/5102419 https://www.stylepark.com/de/news/wie-aus-metall-und-glas-zugleich	© Colt on https://www.stylepark.com/de/news/wie-aus-metall-und-glas-zugleich
30	https://www.archdaily.com/522344/sharifi-ha-house-nextoffice	© Nextoffice on https://www.archdaily.com/522344/sharifi-ha-house-nextoffice

Appendix B

Part 1. Some examples of thermal comfort indicators: PMV (Predicted Mean Vote)¹⁴, PET (Physiological Equivalent Temperature)¹⁴⁰, UTCI (Universal Thermal Climate Index)¹⁴¹ and SET*/OUT_SET* (Standard Effective Temperature/ Outdoor Standard Effective Temperature)¹⁴².

Part 2. The following table shows parameters and metrics to capture and to analyse IF and NIF effects of lighting and daylighting in buildings.

Target analysis	Metric and parameter	Sample study	Tools and methods
Image forming (IF) effects	Luminance ratio and distribution	Maskarenj et al. ¹⁴³ , Inanici ¹⁴⁴ , Inanici and Hashemloo ¹⁴⁵	Digital lux meter, Light Dependent Resistor (LDR) sensors, and High Dynamic Range (HDR) images taken by a digital camera

	Illuminance level, distribution and uniformity	Chraibi et al. ¹⁴⁶	Photometer sensors
	Colour temperature, colour rendering and appearance	Aste et al. ¹⁴⁷	Photometer sensors Spectrophotometer
	Directionality of light	Cantin and Dubois ¹⁴⁸	Simulation
Non-image-forming (NIF) effects	Circadian Light (CL _A) and Circadian Stimulus (CS)	Acosta et al. ¹⁴⁹	Spectrophotometer Simulation
	Equivalent Melanopic Lux (EML)	Konis ¹⁵⁰ , Jung ¹⁵¹ , Jung and Inanici ¹⁵²	A digital Charge Coupled Device (CCD) spectrometer and HDR images taken by a digital camera
	Circadian Effect Thresholds	Amundadottir et al. ¹⁵³	Spectrophotometer
	Melanopic-Photopic ratio (M/P)	Berman and Clear ³⁰	Spectrophotometer
Daylighting	Daylight Factor (DF)	Lim et al. ¹⁵⁴	ENMARS TM-203 illuminance loggers
	Daylight Autonomy (DA)	Bian and Ma ¹⁵⁵	The arrangement of photometric sensors to capture illuminance
	Useful Daylight Illuminance (UDI)	Nabil and Mardaljevic ¹⁵⁶	Simulation
	Daylight Coefficient (DC)	Yoon et al. ¹⁵⁷	Photometric sensors to capture illuminance
	Daylight Glare Probability (DGP3)	Konstantzos et al. ¹⁵⁸	HDR images taken by a digital camera
	Daylight Glare Index (DGI) or Cornell Equation metric	Hirning et al. ¹⁵⁹	HDR images taken by a digital camera

Part 3. A list of references discussing advancements and challenges in the field of occupancy detection and control systems as well as data mining and machine learning techniques for detecting and predicting occupants' behaviour: Hong et al. ¹⁰⁷, Parsaee et al. ¹¹⁶, Trivedi and Badarla ¹⁶⁰, Heidari Matin and Eydgahi ^{161, 162}, Al-Masrani and Al-Obaidi ¹⁶³, Konstantoglou and Tsangrassoulis ¹⁶⁴, Delzende et al. ¹⁶⁵, Ashouri et al. ¹⁶⁶, Miller et al. ¹⁶⁷, Fan et al. ¹⁶⁸, Hong et al. ¹⁶⁹

Part 4. Some example studies of multi-objective optimization of façade's design: Buratti et al. ¹⁷⁰, Oral et al. ¹⁷¹, Shahbazi et al. ¹⁷², Lartigue et al. ¹⁷³, Goia et al. ¹⁷⁴, Ferrara et al. ¹⁷⁵, Zhai et al. ¹⁷⁶, Yi ¹⁷⁷

References

1. Soderlund J and Newman P. Biophilic architecture: a review of the rationale and outcomes. *AIMS Environmental Science* 2015; 2: 950-969.
2. Rosley MSF, Rahman SRA and Lamit H. Biophilia theory revisited: experts and non-experts perception on aesthetic quality of ecological landscape. *Procedia-Social and Behavioral Sciences* 2014; 153: 349-362.
3. Ryan CO, Browning WD, Clancy JO, Andrews SL and Kallianpurkar NB. Biophilic design patterns: emerging nature-based parameters for health and well-being in the built environment. *International Journal of Architectural Research: ArchNet-IJAR* 2014; 8: 62-76.
4. Frumkin H. Nature Contact and Human Health: Building the Evidence Base. In: Kellert SR, Heerwagen J and Mador M (eds) *Biophilic design: the theory, science and practice of bringing buildings to life*. New Jersey: John Wiley & Sons, 2011, pp.107-118.

5. Grinde B and Patil GG. Biophilia: does visual contact with nature impact on health and well-being? *International journal of environmental research and public health* 2009; 6: 2332-2343.
6. Ulrich RS. Biophilic Theory and Research for Healthcare Design. In: Kellert SR, Heerwagen J and Mador M (eds) *Biophilic design: the theory, science and practice of bringing buildings to life*. New Jersey: John Wiley & Sons, 2011, pp.87-106.
7. Gillis K and Gatersleben B. A review of psychological literature on the health and wellbeing benefits of biophilic design. *Buildings* 2015; 5: 948-963.
8. Kellert SR and Calabrese EF. The practice of biophilic design. www.biophilic-design.com (2015, accessed 01 July 2018).
9. Browning W, Ryan CO and Clancy J.O. *14 Patterns of biophilic design*. 2014. New York: Terrapin Bright Green llc..
10. Parsaee M, Demers CM, Hébert M, Lalonde J-F and Potvin A. A photobiological approach to biophilic design in extreme climates. *Building and Environment* 2019; 154: 211-226. DOI: <https://doi.org/10.1016/j.buildenv.2019.03.027>.
11. Parsaee M, Demers CM, Hébert M, Lalonde J-F and Potvin A. Biophilic Design and Photobiological Development of Adaptive Building Envelopes, Case Study of North Quebec Cities. Oral presentation in: *Sentinel North 2nd Scientific Annual Meeting* Quebec, QC, Canada, 27-30 August 2018. Sentinel North, Laval Univeristy, DOI: 10.13140/RG.2.2.26191.64160.
12. Poirier G, Demers CM and Potvin A. Experiencing Wooden Ambiences with Nordic Light: Scale Model Comparative Studies under Real Skies. *BioResources* 2017; 12: 1924-1942.
13. Jafarian H, Demers CM, Blanchet P and Landry V. Impact of indoor use of wood on the quality of interior ambiances under overcast and clear skies: Case study of the Eugene H. Kruger Building, Québec City. *BioResources* 2016; 11: 1647-1663.
14. ANSI/ASHRAE Standard 55-2017. Thermal environmental conditions for human occupancy. Atlanta: American Society of Heating, Refrigerating and Air-conditioning Engineers, 2017.
15. Boyce PR. Editorial: Exploring human-centric lighting. *Lighting Research & Technology* 2016; 48: 101-101. DOI: 10.1177/1477153516634570.
16. Refinetti R. *Circadian physiology*. New York: CRC press, 2016.
17. Boyce PR. Review: The Impact of Light in Buildings on Human Health. *Indoor and Built Environment* 2010; 19: 8-20. DOI: 10.1177/1420326X09358028.
18. DiLaura DL, Houser KW, Mistrick RG and Steffy GR. The lighting handbook: Reference and application. 10th ed. New York: Illuminating Engineering Society of North America, 2011.
19. Boyce PR. *Human factors in lighting*. 3 ed. New York: CRC Press, 2014.
20. CIE S 026/E:2018; CIE System for Metrology of Optical Radiation for ipRGC-Influenced Responses to Light. Vienna: Commission internationale de l'éclairage, 2018.
21. Andersen M, Mardaljevic J and Lockley SW. A framework for predicting the non-visual effects of daylight—Part I: photobiology-based model. *Lighting Research & Technology* 2012; 44: 37-53.
22. Pfeffer M, Korf H-W and Wicht H. Synchronizing effects of melatonin on diurnal and circadian rhythms. *General and Comparative Endocrinology* 2018; 258: 215-221.
23. Bellia L and Seraceni M. A proposal for a simplified model to evaluate the circadian effects of light sources. *Lighting Research & Technology* 2014; 46: 493-505.
24. Figueiro MG, Nonaka S and Rea MS. Daylight exposure has a positive carryover effect on nighttime performance and subjective sleepiness. *Lighting Research & Technology* 2014; 46: 506-519.
25. Sasseville A, Martin JS, Houle J and Hébert M. Investigating the contribution of short wavelengths in the alerting effect of bright light. *Physiology & behavior* 2015; 151: 81-87.
26. Schmidt C, Collette F, Cajochen C and Peigneux P. A time to think: circadian rhythms in human cognition. *Cognitive neuropsychology* 2007; 24: 755-789.
27. Touitou Y, Reinberg A and Touitou D. Association between light at night, melatonin secretion, sleep deprivation, and the internal clock: Health impacts and mechanisms of circadian disruption. *Life sciences* 2017; 173: 94-106.

28. Arendt J and Middleton B. Human seasonal and circadian studies in Antarctica (Halley, 75° S). *General and Comparative Endocrinology* 2017; 258: 250-258.
29. Khademagha P, Aries M, Rosemann A and van Loenen E. Implementing non-image-forming effects of light in the built environment: A review on what we need. *Building and Environment* 2016; 108: 263-272.
30. Berman S and Clear R. A practical metric for melanopic metrology. *Lighting Research & Technology* 2019; 51: 1178-1191. DOI: 10.1177/1477153518824147.
31. Khademagha P, Aries MBC, Rosemann ALP and van Loenen EJ. A multidirectional spectral measurement method and instrument to investigate non-image-forming effects of light. *Measurement Science and Technology* 2018; 29: 085902. DOI: 10.1088/1361-6501/aac937.
32. Veitch JA. Light for Life: Emerging Opportunities and Challenges for Using Light to Influence Well-Being. *Information Display* 2015; 31: 16-21. DOI: 10.1002/j.2637-496X.2015.tb00856.x.
33. Dikel EE, Veitch JA, Mancini S, Xue HH and Valdés JJ. Lighting-on-Demand: Balancing Occupant Needs and Energy Savings. *Leukos* 2018; 14: 3-11. DOI: 10.1080/15502724.2017.1373597.
34. Andersen M. Unweaving the human response in daylighting design. *Building and Environment* 2015; 91: 101-117.
35. CIE. *Position statement on non-visual effects of light - recommending proper light at the proper time, 2nd edition (october 3, 2019)*. CIE Central Bureau, Vienna, Austria: Commission internationale de l'éclairage. October 3, 2019.
36. Bellia L, Bisegna F and Spada G. Lighting in indoor environments: Visual and non-visual effects of light sources with different spectral power distributions. *Building and Environment* 2011; 46: 1984-1992.
37. Boyce PR and Raynham P. *SLL Lighting Handbook*. London: CIBSE, The Society of Light and Lighting, 2009.
38. Pattyn N, Van Puyvelde M, Fernandez-Tellez H, Roelands B and Mairesse O. From the midnight sun to the longest night: Sleep in Antarctica. *Sleep medicine reviews* 2018; 37: 159-172.
39. Friberg O, Rosenvinge JH, Wynn R and Gradisar M. Sleep timing, chronotype, mood, and behavior at an Arctic latitude (69 N). *Sleep medicine* 2014; 15: 798-807.
40. Paul MA, Love RJ, Hawton A and Arendt J. Sleep and the endogenous melatonin rhythm of high arctic residents during the summer and winter. *Physiology & behavior* 2015; 141: 199-206.
41. ANSI/ASHRAE/IES Standard 90.1-2019. Energy Standard for Buildings Except Low-Rise Residential Buildings. Atlanta: American Society of Heating, Refrigerating and Air-conditioning Engineers, 2019.
42. Serreze MC. Arctic Climates. In: Oliver JE, (ed.). *Encyclopedia of World Climatology*. Dordrecht: Springer Netherlands, 2005, p. 77-85.
43. Loftness V. Architecture and climate. In: Oliver JE, (ed.). *Encyclopedia of World Climatology*. Dordrecht: Springer Netherlands, 2005, p. 63-77.
44. Morin A, Edouard R and Duhaime G. Beyond the harsh. Objective and subjective living conditions in Nunavut. *Polar Record* 2010; 46: 97-112.
45. Knotsch C and Kinnon D. *If Not Now When? Addressing the Ongoing Inuit Housing Crisis in Canada*. Ottawa: National Aboriginal Health Organization, 2011.
46. Carleton AM. Antarctic Climates. In: Oliver JE, (ed.). *Encyclopedia of World Climatology*. Dordrecht: Springer Netherlands, 2005, p. 37-54.
47. Demers CM and Potvin A. Manifesto. In: *26th international conference on passive and low energy architecture* (eds Demers C and Potvin A). Quebec City, Canada: Presses de l'Université Laval 22-24 June 2009. 1-2.
48. Cole RJ, Brown Z and McKay S. Building human agency: a timely manifesto. *Building Research & Information* 2010; 38: 339-350.
49. 15NECB-E. National Energy Code of Canada for Buildings (NECB). National Research Council Canada, Ottawa, Canada 2015.
50. Straube J. *Meeting and exceeding building code thermal performance requirements*. Waterloo, ON, Canada: Canadian Precast/Prestressed Concrete Institute, 2017.
51. Howell AJ, Dopko RL, Passmore H-A and Buro K. Nature connectedness: Associations with well-being and mindfulness. *Personality and individual differences* 2011; 51: 166-171.

52. Weather spark. The Typical Weather Anywhere on Earth. <https://weatherspark.com> (2018, accessed 09 July 2018).
53. Marsh A. Software Development, <http://andrewmarsh.com/software/> (2018, accessed 23 March 2018).
54. Poirier G, Demers CM and Potvin A. Wood perception in daylit interior spaces: An experimental study using scale models and questionnaires. *BioResources* 2019; 14: 1941-1968.
55. Cai W, Yue J, Dai Q, Hao L, Lin Y, Shi W, Huang Y and Wei M. The impact of room surface reflectance on corneal illuminance and rule-of-thumb equations for circadian lighting design. *Building and Environment* 2018;141: 288-297.
56. Jafarian H, Demers CMH, Blanchet P and Laundry V. Effects of interior wood finishes on the lighting ambiance and materiality of architectural spaces. *Indoor and Built Environment* 2017; 27: 786-804. DOI: 10.1177/1420326X17690911.
57. Cai W, Yue J, Dai Q, Hao L, Lin Y, Shi W, Huang Y and Wei M. The impact of room surface reflectance on corneal illuminance and rule-of-thumb equations for circadian lighting design. *Building and Environment* 2018; 141: 288-297. DOI: <https://doi.org/10.1016/j.buildenv.2018.05.056>.
58. Dai Q, Cai W, Hao L, Shi W and Wei M. Spectral optimisation and a novel lighting-design space based on circadian stimulus. *Lighting Research & Technology* 2018; 50: 1198-1211. DOI: 10.1177/1477153517733504.
59. Dai Q, Huang Y, Hao L and Cai W. Calculation and measurement of mean room surface exitance: The accuracy evaluation. *Lighting Research & Technology* 2019; 51: 956-968. DOI: 10.1177/1477153518787836.
60. Parsaee M, Demers CM, Hébert M, Lalonde J-F and Potvin A. Biophilic and Human-centric lighting approach to climate-responsive building envelopes. Poster presented in: *10th IAQVEC Conference (Indoor Air Quality, Ventilation & Energy Conservation in buildings): Healthy Nearly Zero Energy Buildings* Bari, Italy, 5 – 7 September 2019. DOI: 10.13140/RG.2.2.24335.33445/1.
61. Parsaee M, Demers CM, Hébert M, Lalonde J-F and Potvin A. Biophilic adaptive façades for healthy and energy-efficient buildings in Quebec's northern territories. Oral and poster presentations in: *Sentinel North 3rd Scientific Annual Meeting* Quebec, QC, Canada, 26 - 28 August 2019. Sentinel North, Laval University, DOI: 10.13140/RG.2.2.17803.03365
62. Lovel J. *Building envelopes: an integrated approach*. Princeton Architectural Press, New York 2013.
63. Kolarevic B. Towards architecture of change. In: Kolarevic B and Parlac V (eds) *Building dynamics: exploring architecture of change*. Routledge, London 2015.
64. Böke J, Knaack U and Hemmerling M. State-of-the-art of intelligent building envelopes in the context of intelligent technical systems. *Intelligent buildings international* 2018; 11:27-45.
65. Konis K and Selkowitz S. *Effective Daylighting with High-Performance Facades: Emerging Design Practices*. Springer, Basel, Switzerland: Springer International Publishing 2017.
66. Velikov K and Thün G. Responsive building envelopes: Characteristics and evolving paradigms. In: Trubiano F (ed) *Design and Construction of High-performance Homes: Building Envelopes, Renewable Energies and Integrated Practice*. New York: Routledge, 2013, pp.75-92.
67. Parsaee M, Demers CM, Hébert M, Lalonde J-F and Potvin A. Le développement biophilie, photobiologique et efficacité énergétique de façades adaptatives pour les bâtiments des latitudes nordiques (au-dessus de 50 N). Oral presentation in: *Ma thèse en 180 secondes des doctorant(e)s de faculté d'aménagement, d'architecture, d'art et de design, Faculté d'aménagement, d'architecture, d'art et de design, Université Laval* Quebec, QC, Canada, 2019. <https://www.youtube.com/watch?v=6d8YhW4abtI>
68. Parsaee M, Motealleh P and Parva M. Interactive architectural approach (interactive architecture): An effective and adaptive process for architectural design. *HBRC Journal* 2016; 12: 327–336.
69. Lehman ML. *Adaptive Sensory Environments: An Introduction*. Routledge, New York 2017.
70. Motealleh P, Zolfaghari M and Parsaee M. Investigating climate responsive solutions in vernacular architecture of Bushehr city. *HBRC Journal* 2016;14: 215-223. DOI: <https://doi.org/10.1016/j.hbrej.2016.08.001>.
71. Trubiano F. Energy-Free Architectural Design: The Case of Passivhaus and Double-Skin Façades. In: Trubiano F (ed) *Design and construction of high-performance homes: building envelopes, renewable energies and integrated practice*. Abingdon: Routledge, 2013, pp.37-54.

72. Gou S, Li Z, Zhao Q, Nik VM and Scartezzini J-L. Climate responsive strategies of traditional dwellings located in an ancient village in hot summer and cold winter region of China. *Building and Environment* 2015; 86: 151-165. DOI: <https://doi.org/10.1016/j.buildenv.2014.12.003>.
73. Nguyen A-T, Tran Q-B, Tran D-Q and Reiter S. An investigation on climate responsive design strategies of vernacular housing in Vietnam. *Building and Environment* 2011; 46: 2088-2106. DOI: <https://doi.org/10.1016/j.buildenv.2011.04.019>.
74. Kimura K-i. Ecotechniques in Japanese traditional architecture a regional monograph of Japan. In: Bowen A (ed) *Passive and Low Energy Ecotechniques*. Pergamon, Mexico City 1985, pp.1093-1109.
75. Parsae M, Parva M and Karimi B. Space and place concepts analysis based on semiology approach in residential architecture: The case study of traditional city of Bushehr, Iran. *HBRC Journal* 2015; 11: 368-383.
76. Guedes MC. Chapter 16 - Sustainable Architecture in Africa. In: Sayigh A (ed) *Sustainability, Energy and Architecture*. Boston: Academic Press, 2013, pp.421-503.
77. Hosoe I, Murakami S, Saotome T, Mizuishi T and Fujii A. Evaluation of indoor environment in vernacular dwellings-numerical analysis of the igloo by CFD. In: *The 2005 World Sustainable Building Conference, Tokyo, 27-29 September 2005*, 2451-2458.
78. Handy RL. The igloo and the natural bridge as ultimate structures. *Arctic* 1973; 26: 276-281.
79. Dick L. The Fort Conger shelters and vernacular adaptation to the High Arctic. *Bulletin (Society for the Study of Architecture in Canada)* 1991.66: 312-328.
80. Cook J. Architecture indigenous to extreme climates. *Energy and Buildings* 1996; 23: 277-291.
81. Wójcik J, Pilarczyk R, Bilska A, Weiher O and Sanftleben P. Performance and health of group-housed calves kept in igloo calf hutches and calf barn. *Pak Vet J* 2013; 33: 175-178.
82. Lee M and Reinhardt GA. *Eskimo Architecture: Dwelling and Structure in the Early Historic Period*. University of Alaska Press, College, Alaska, 2003.
83. Sutherland P. Variability and change in Palaeo-Eskimo architecture: A view from the Canadian High Arctic. *Études/Inuit/Studies* 2003; 27: 191-212.
84. Loonen RC, Trčka M, Cóstola D and Hensen J. Climate adaptive building shells: State-of-the-art and future challenges. *Renewable and Sustainable Energy Reviews* 2013; 25: 483-493.
85. GhaffarianHoseini A, Berardi U, GhaffarianHoseini A and Makaremi N. Intelligent Facades in Low-Energy Buildings. *British Journal of Environment and Climate Change* 2012; 2: 437-464.
86. Favoino F, Goia F, Perino M and Serra V. Experimental assessment of the energy performance of an advanced responsive multifunctional façade module. *Energy and Buildings* 2014; 68: 647-659.
87. Panopoulos K and Papadopoulos A. Smart facades for non-residential buildings: an assessment. *Advances in Building Energy Research* 2017; 11: 26-36.
88. Larsen SF, Rengifo L and Filippin C. Double skin glazed façades in sunny Mediterranean climates. *Energy and Buildings* 2015; 102: 18-31.
89. Mahmoud AHA and Elghazi Y. Parametric-based designs for kinetic facades to optimize daylight performance: Comparing rotation and translation kinetic motion for hexagonal facade patterns. *Solar energy* 2016; 126: 111-127.
90. Al-Obaidi KM, Ismail MA, Hussein H and Rahman AMA. Biomimetic building skins: An adaptive approach. *Renewable and Sustainable Energy Reviews* 2017; 79: 1472-1491.
91. Charest P, Potvin A and Demers CM. Aquilomorphism: materializing wind in architecture through ice weathering simulations. *Architectural Science Review* 2018; 62: 1-11.
92. Mazaauric L, Demers CM and Potvin A. Climate Form Finding for Architectural Inhabitability. An experimental research-creation process by models and images. *Ambiances* 2018; 4: 1-29.
93. Montier Cd, Potvin A and Demers CM. Energy and daylighting potential for adaptive facades: Evaluation of movable insulated panels. In: *Proceedings of the International Conference on Adaptation and Movement in Architecture (ICAMA)*, Toronto, ON, Canada, 10 - 11 Oct 2013. Ryerson University, 441-452.
94. Montier Cd, Potvin A and Demers CM. Adaptive Facades for Architecture: Energy and lighting potential of movable insulation panels. In: *Proceedings of the 29th PLEA Conference, Sustainable Architecture for a Renewable Future*. Munich, Germany, 10-12 September 2013. Technische Universität München 10-12.

95. Kretzer M. Spaces of Adaptivity: Thoughts on the Relationship of Life and Architecture. In: Kretzer M and Hovestadt L (eds) *ALIVE: Advancements in adaptive architecture*. Birkhäuser, Basel, 2014.
96. Montier Cd, Potvin A and Demers CM. Energy and daylighting potential for Adaptive Façades: Evaluation of movable insulated panels. In: *Proceedings of the International Conference on Adaptation and Movement in Architecture (ICAMA)*. Toronto, ON, Canada, 10 - 11 Oct 2013. Ryerson University, 441-452.
97. Loonen RC, Favoino F, Hensen JL and Overend M. Review of current status, requirements and opportunities for building performance simulation of adaptive facades. *Journal of Building Performance Simulation* 2017; 10: 205-223.
98. Loonen RC, Rico-Martinez J, Favoino F, Brzezicki M, Menezo C, La Ferla G and Aelenei L. Design for façade adaptability—Towards a unified and systematic characterization. In: *10th Conference on Advanced Building Skins*. Bern, Switzerland, 3-4 November 2015 2015. Economic Forum, 1284-1294
99. Attia S, Bilir S, Safy T, Struck C, Loonen R and Goia F. Current trends and future challenges in the performance assessment of adaptive façade systems. *Energy and Buildings* 2018; 179: 165-182. DOI: <https://doi.org/10.1016/j.enbuild.2018.09.017>.
100. Thun G and Velikov K. North House : Climate-Responsive Envelope and Control Systems. In: Trubiano F (ed) *Design and construction of high-performance homes: building envelopes, renewable energies and integrated practice*. Abingdon: Routledge, 2013, pp.265-282.
101. Maarouf AR and Munn RE. Bioclimatology. In: Oliver JE, (ed.). *Encyclopedia of World Climatology*. Dordrecht: Springer Netherlands, 2005, p. 158-165.
102. Allaby M. *Atmosphere: a scientific history of air, weather, and climate*. New York: Facts on File, Infobase Publishing, 2009.
103. Barry RG and Chorley RJ. *Atmosphere, weather and climate*. 9 ed. New York: Routledge, 2010.
104. Du Montier C. *La façade adaptative en architecture: potentiel énergétique et lumineux du panneau isolant mobile*. Université Laval, Quebec, Canada, 2013.
105. Kellert SR. Dimensions, Elements, and Attributes of Biophilic Design. In: Kellert SR, Heerwagen J and Mador M (eds) *Biophilic design: the theory, science and practice of bringing buildings to life*. New Jersey: John Wiley & Sons, 2011, pp.3-19.
106. Kayihan KS, Güney SÖ and Ünal FC. Biophilia as the Main Design Question in Architectural Design Studio Teaching. *MEGARON* 2018; 13: 1-12. DOI: 10.5505/MEGARON.2017.59265.
107. Hong T, Taylor-Lange SC, D'Oca S, Yan D and Corgnati SP. Advances in research and applications of energy-related occupant behavior in buildings. *Energy and Buildings* 2016; 116: 694-702.
108. Yan D, O'Brien W, Hong T, Feng X, Gunay HB, Tahmasebi F and Mahdavi A. Occupant behavior modeling for building performance simulation: Current state and future challenges. *Energy and Buildings* 2015; 107: 264-278.
109. Ashouri M, Haghighat F, Fung BC and Yoshino H. Development of a Ranking Procedure for Energy Performance Evaluation of Buildings based on Occupant Behavior. *Energy and Buildings* 2018; 183: 659-671.
110. Janda KB. Buildings don't use energy: people do. *Architectural Science Review* 2011; 54: 15-22.
111. Lalonde P, Demers CM, Hébert M, Lalonde J-F and Potvin A. Architectural space and light spectrum patterns as indicators of territoriality. Poster presented in: *Sentinel North 3rd Scientific Annual Meeting* Quebec, QC, Canada, 26 - 28 August 2019, Sentinel North: Laval University. 71. <https://sentinelnorth.ulaval.ca/en/scientific-meeting-2019>
112. Lowden A, Lemos NAM, Gonçalves BSB, Öztürk G, Louzada F, Pedrazzoli M and Moreno CR. Delayed Sleep in Winter Related to Natural Daylight Exposure among Arctic Day Workers. *Clocks & Sleep* 2018; 1: 105-116.
113. Steel GD, Callaway M, Suedfeld P and Palinkas L. Human sleep - wake cycles in the high arctic: Effects of unusual photoperiodicity in a natural setting. *Biological Rhythm Research* 1995; 26: 582-592. DOI: 10.1080/09291019509360360.
114. Paul MA, Love RJ, Hawton A, Brett K, McCreary DR and Arendt J. Sleep deficits in the High Arctic summer in relation to light exposure and behaviour: use of melatonin as a countermeasure. *Sleep medicine* 2015; 16: 406-413. DOI: <https://doi.org/10.1016/j.sleep.2014.12.012>.

115. Marqueze EC, Vasconcelos S, Garefelt J, Skene DJ, Moreno CR and Lowden A. Natural Light Exposure, Sleep and Depression among Day Workers and Shiftworkers at Arctic and Equatorial Latitudes. *PLoS one* 2015; 10: e0122078. DOI: 10.1371/journal.pone.0122078.
116. Parsaee M, Demers CM, Hébert M, Lalonde J-F and Potvin A. Real-time Spatial Photobiological Light Monitoring and Control System. Poster presented in: *CORM 2019 Annual Technical Conference and 12th Biennial Joint Meeting of the CNC/CIE and CIE-USNC Technical Program* Ottawa, Canada, 28 -30 October 2019. Council For Optical Radiation Measurements (CORM). DOI: <http://cormusa.org/corm-2019-presentations/>
117. Ruck N, Aschehoug Ø, Aydinli S, Christoffersen J, Courret G, Edmonds I, Jakobiak R, Kischkoweit-Lopin M, Klinger M and Lee E. *Daylight in Buildings-A source book on daylighting systems and components*. Lawrence Berkeley National Laboratory, Berkeley, 2000..
118. Parsaee M, Demers CM, Hébert M, Lalonde J-F and Potvin A. Photobiological lighting adaptation scenarios for healthy adaptive buildings. Oral presentation in: *CORM 2019 Annual Technical Conference and 12th Biennial Joint Meeting of the CNC/CIE and CIE-USNC Technical Program* Ottawa, Canada, 28 -30 October 2019. DOI: <http://cormusa.org/corm-2019-presentations/>
119. International WELL Building Institute. The WELL Building Standard, https://standard.wellcertified.com/light?_ga=2.241746050.1229333943.1550342931-788470800.1550342931 (2018, 02 February 2018).
120. Lucas RJ, Peirson SN, Berson DM, Brown TM, Cooper HM, Czeisler CA, Figueiro MG, Gamlin PD, Lockley SW and O'Hagan JB. Measuring and using light in the melanopsin age. *Trends in neurosciences* 2014; 37: 1-9.
121. Rea MS and Figueiro MG. Light as a circadian stimulus for architectural lighting. *Lighting Research & Technology* 2016; 50: 497-510. DOI: <https://doi.org/10.1177/1477153516682368>.
122. Boivin D and Boudreau P. Impacts of shift work on sleep and circadian rhythms. *Pathologie Biologie* 2014; 62: 292-301.
123. Konis K. A novel circadian daylight metric for building design and evaluation. *Building and Environment* 2017; 113: 22-38.
124. Murdoch MJ. Dynamic color control in multiprimary tunable LED lighting systems. *Journal of the Society for Information Display* 2019; 27: 570-580. DOI: 10.1002/jsid.779.
125. Hye Oh J, Ji Yang S and Rag Do Y. Healthy, natural, efficient and tunable lighting: four-package white LEDs for optimizing the circadian effect, color quality and vision performance. *Light: Science & Applications* 2014; 3: e141. Original Article. DOI: 10.1038/lisa.2014.22 <https://www.nature.com/articles/lisa201422#supplementary-information>.
126. Dai Q, Shan Q, Lam H, Hao L, Lin Y and Cui Z. Circadian-effect engineering of solid-state lighting spectra for beneficial and tunable lighting. *Optics Express* 2016; 24: 20049-20059. DOI: 10.1364/OE.24.020049.
127. Ticleanu C and Littlefair P. A summary of LED lighting impacts on health. *International Journal of Sustainable Lighting* 2015; 17: 5-11.
128. Ellis EV, Gonzalez EW, Kratzer DA, McEachron DL and Yeutter G. Auto-tuning daylight with LEDs: sustainable lighting for health and wellbeing. In: Architectural Research Centers Consortium (ARCC) 2013 Architectural Research Conference. 27-30 March 2013 *ARCC conference repository*. pp465-473.
129. Hosseini SM, Mohammadi M, Rosemann A, Schröder T and Lichtenberg J. A morphological approach for kinetic façade design process to improve visual and thermal comfort: Review. *Building and Environment* 2019; 153: 186-204. DOI: <https://doi.org/10.1016/j.buildenv.2019.02.040>.
130. Ghaffarianhoseini A, Ghaffarianhoseini A, Berardi U, Tookey J, Li DHW and Kariminia S. Exploring the advantages and challenges of double-skin façades (DSFs). *Renewable and Sustainable Energy Reviews* 2016; 60: 1052-1065.
131. Su Z, Li X and Xue F. Double-skin façade optimization design for different climate zones in China. *Solar energy* 2017; 155: 281-290. DOI: <https://doi.org/10.1016/j.solener.2017.06.042>.
132. Barbosa S and Ip K. Perspectives of double skin façades for naturally ventilated buildings: A review. *Renewable and Sustainable Energy Reviews* 2014; 40: 1019-1029. DOI: <https://doi.org/10.1016/j.rser.2014.07.192>.

133. Joe J, Choi W, Kwak Y and Huh J-H. Optimal design of a multi-story double skin facade. *Energy and Buildings* 2014; 76: 143-150. DOI: <https://doi.org/10.1016/j.enbuild.2014.03.002>.
134. Poirazis H. *Double Skin Façades: A Literature Review*. Lund, Sweden: Lund University, 2006.
135. Mingotti N, Chenvidyakarn T and Woods AW. Combined impacts of climate and wall insulation on the energy benefit of an extra layer of glazing in the facade. *Energy and Buildings* 2013; 58: 237-249. DOI: <https://doi.org/10.1016/j.enbuild.2012.11.033>.
136. Gratia E and De Herde A. The most efficient position of shading devices in a double-skin facade. *Energy and Buildings* 2007; 39: 364-373. DOI: <https://doi.org/10.1016/j.enbuild.2006.09.001>.
137. Jiru TE, Tao Y-X and Haghigat F. Airflow and heat transfer in double skin facades. *Energy and Buildings* 2011; 43: 2760-2766. DOI: <https://doi.org/10.1016/j.enbuild.2011.06.038>.
138. Demers CM, Potvin A and Giguère-Duval H. Inhabiting Adaptive Architecture: Environmental Delight in Adaptable Spaces. In: *Proceedings of the International Conference on Adaptation and Movement in Architecture (ICAMA)*, Toronto, ON, Canada, 10-11 October 2013. Ryerson University. 58-70.
139. Demers CM and Potvin A. From history to architectural imagination: A physical ambiances laboratory to interpret past sensory experiences and speculate on future spaces. *Ambiances* 2016; 2: 1-27.
140. Höppe P. The physiological equivalent temperature—a universal index for the biometeorological assessment of the thermal environment. *International journal of Biometeorology* 1999; 43: 71-75.
141. Lai D, Guo D, Hou Y, Lin C and Chen Q. Studies of outdoor thermal comfort in northern China. *Building and Environment* 2014; 77: 110-118.
142. Pickup J and de Dear R. An outdoor thermal comfort index (OUT_SET*)-part I-the model and its assumptions. In: *Biometeorology and urban climatology at the turn of the millenium Selected papers from the Conference ICB-ICUC*, Sydney, N.S.W., Australia. 8-12 November 2000, World Meteorological Organization in association with the United Nations Environment Programme and Macquarie University .279-283.
143. Maskarenj M, Chawla G, Banerjee R and Ghosh PC. Evaluation of dynamic sky-type using novel angular sky luminance measurement system. *Building and Environment* 2018; 146: 152-165.
144. Inanici M. Evaluation of high dynamic range photography as a luminance data acquisition system. *Lighting Research & Technology* 2006; 38: 123-134.
145. Inanici M and Hashemloo A. An investigation of the daylighting simulation techniques and sky modeling practices for occupant centric evaluations. *Building and Environment* 2017; 113: 220-231.
146. Chraibi S, Lashina T, Shrubsole P, Aries M, van Loenen E and Rosemann A. Satisfying light conditions: A field study on perception of consensus light in Dutch open office environments. *Building and Environment* 2016; 105: 116-127.
147. Aste N, Tagliabue LC, Palladino P and Testa D. Integration of a luminescent solar concentrator: Effects on daylight, correlated color temperature, illuminance level and color rendering index. *Solar energy* 2015; 114: 174-182.
148. Cantin F and Dubois M-C. Daylighting metrics based on illuminance, distribution, glare and directivity. *Lighting Research & Technology* 2011; 43: 291-307.
149. Acosta I, Leslie R and Figueiro M. Analysis of circadian stimulus allowed by daylighting in hospital rooms. *Lighting Research & Technology* 2017; 49: 49-61.
150. Konis K. Field evaluation of the circadian stimulus potential of daylit and non-daylit spaces in dementia care facilities. *Building and Environment* 2018; 135: 112-123.
151. Jung BY. *Measuring circadian light through High Dynamic Range (HDR) photography*. University of Washington, Washington, 2017.
152. Jung BY and Inanici M. Measuring circadian lighting through high dynamic range photography. *Lighting Research & Technology* 2019; 51: 742-763. DOI: 10.1177/1477153518792597.
153. Amundadottir ML, Lockley SW and Andersen M. Unified framework to evaluate non-visual spectral effectiveness of light for human health. *Lighting Research & Technology* 2017; 49: 673-696.
154. Lim G-H, Hirning MB, Keumala N and Ghafar NA. Daylight performance and users' visual appraisal for green building offices in Malaysia. *Energy and Buildings* 2017; 141: 175-185.
155. Bian Y and Ma Y. Analysis of daylight metrics of side-lit room in Canton, south China: A comparison between daylight autonomy and daylight factor. *Energy and Buildings* 2017; 138: 347-354.

156. Nabil A and Mardaljevic J. Useful daylight illuminance: a new paradigm for assessing daylight in buildings. *Lighting Research & Technology* 2005; 37: 41-57.
157. Yoon Y, Moon JW and Kim S. Development of annual daylight simulation algorithms for prediction of indoor daylight illuminance. *Energy and Buildings* 2016; 118: 1-17.
158. Konstantzos I, Tzempelikos A and Chan Y-C. Experimental and simulation analysis of daylight glare probability in offices with dynamic window shades. *Building and Environment* 2015; 87: 244-254.
159. Hirning M, Isoardi G and Cowling I. Discomfort glare in open plan green buildings. *Energy and Buildings* 2014; 70: 427-440.
160. Trivedi D and Badarla V. Occupancy detection systems for indoor environments: A survey of approaches and methods. *Indoor and Built Environment, Online First* September 16, 2019. epub ahead of print: DOI: 10.1177/1420326x19875621.
161. Heidari Martin N and Eydgahi A. Technologies used in responsive facade systems: a comparative study. *Intelligent buildings international* 2019: epub in press: DOI: 10.1080/17508975.2019.1577213.
162. Heidari Martin N and Eydgahi A. Factors affecting the design and development of responsive facades: a historical evolution. *Intelligent buildings international* 2019: epub in press: DOI: 10.1080/17508975.2018.1562414.
163. Al-Masrani SM and Al-Obaidi KM. Dynamic shading systems: A review of design parameters, platforms and evaluation strategies. *Automation in Construction* 2019; 102: 195-216. DOI: <https://doi.org/10.1016/j.autcon.2019.01.014>.
164. Konstantoglou M and Tsangrassoulis A. Dynamic operation of daylighting and shading systems: A literature review. *Renewable and Sustainable Energy Reviews* 2016; 60: 268-283.
165. Delzendeh E, Wu S, Lee A and Zhou Y. The impact of occupants' behaviours on building energy analysis: A research review. *Renewable and Sustainable Energy Reviews* 2017; 80: 1061-1071. DOI: <https://doi.org/10.1016/j.rser.2017.05.264>.
166. Ashouri M, Haghghat F, Fung BC, Lazrak A and Yoshino H. Development of building energy saving advisory: A data mining approach. *Energy and Buildings* 2018; 172: 139-151.
167. Miller C, Nagy Z and Schlueter A. A review of unsupervised statistical learning and visual analytics techniques applied to performance analysis of non-residential buildings. *Renewable and Sustainable Energy Reviews* 2018; 81: 1365-1377.
168. Fan C, Xiao F, Li Z and Wang J. Unsupervised data analytics in mining big building operational data for energy efficiency enhancement: a review. *Energy and Buildings* 2018; 159: 296-308.
169. Hong T, Sun H, Chen Y, Taylor-Lange SC and Yan D. An occupant behavior modeling tool for co-simulation. *Energy and Buildings* 2016; 117: 272-281.
170. Buratti C, Belloni E, Merli F and Ricciardi P. A new index combining thermal, acoustic, and visual comfort of moderate environments in temperate climates. *Building and Environment* 2018; 139: 27-37. DOI: <https://doi.org/10.1016/j.buildenv.2018.04.038>.
171. Oral GK, Yener AK and Bayazit NT. Building envelope design with the objective to ensure thermal, visual and acoustic comfort conditions. *Building and Environment* 2004; 39: 281-287. DOI: [https://doi.org/10.1016/S0360-1323\(03\)00141-0](https://doi.org/10.1016/S0360-1323(03)00141-0).
172. Shahbazi Y, Heydari M and Haghparast F. An early-stage design optimization for office buildings' façade providing high-energy performance and daylight. *Indoor and Built Environment* 2019; 28: 1350-1367. DOI: 10.1177/1420326x19840761.
173. Lartigue B, Lasternas B and Loftness V. Multi-objective optimization of building envelope for energy consumption and daylight. *Indoor and Built Environment* 2014; 23: 70-80. DOI: 10.1177/1420326x13480224.
174. Goia F, Haase M and Perino M. Optimizing the configuration of a façade module for office buildings by means of integrated thermal and lighting simulations in a total energy perspective. *Applied Energy* 2013; 108: 515-527. DOI: <https://doi.org/10.1016/j.apenergy.2013.02.063>.
175. Ferrara M, Sirombo E and Fabrizio E. Automated optimization for the integrated design process: the energy, thermal and visual comfort nexus. *Energy and Buildings* 2018; 168: 413-427. DOI: <https://doi.org/10.1016/j.enbuild.2018.03.039>.

176. Zhai Y, Wang Y, Huang Y and Meng X. A multi-objective optimization methodology for window design considering energy consumption, thermal environment and visual performance. *Renewable energy* 2019; 134: 1190-1199. DOI: <https://doi.org/10.1016/j.renene.2018.09.024>.
177. Yi YK. Building facade multi-objective optimization for daylight and aesthetical perception. *Building and Environment* 2019; 156: 178-190. DOI: <https://doi.org/10.1016/j.buildenv.2019.04.002>.