

XXI. SHOP NOTES

A. STOPCOCK BRACKET

A bracket for securing a glass stopcock on the flat and sometimes narrow surface of an angle-iron frame was designed several years ago and has been in practical use in the Physical Electronics Laboratory. The bracket is fabricated of sheet aluminum in a way to provide supports and a means of securing the stopcock at the tubulations on both sides of the stopcock barrel; thus a compact self-contained mounting is achieved. (See Fig. XXI-1.)

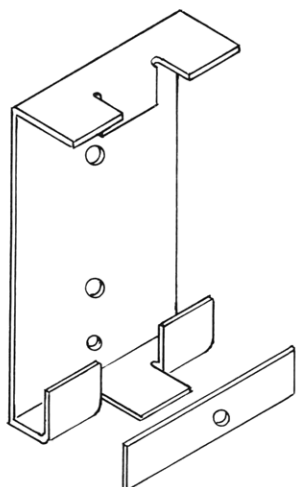


Fig. XXI-1. Bracket showing tabs bent for three-way stopcock.




Fig. XXI-2. Two-way and three-way stopcocks attached to brackets to show relative sizes of bracket and stopcock.

The same blank is adaptable for two-way or three-way stopcocks by suitably bending the tabs, leaving the final bends to be made in a vise by hammering the tabs into position. (See Fig. XXI-2.) The spacing under the tabs is maintained with a spacing block. Mounting holes are drilled for bolting the bracket in place. A variety of mounting positions are possible such as mounting the bracket with the barrel perpendicular to the surface, as on the surface of a table, by use of an additional L-shaped bracket.

The bracket is particularly useful when it becomes necessary to add another




Fig. XXI-3. Brackets in position on a vacuum system.

stopcock to an existing system or when the space available may be hardly greater than the size of the stopcock itself. (See Fig. XXI-3.)

Rescaling the dimensions makes the design usable for a stopcock of any size.

L. E. Sprague