

Reliable Real-Time Solution of Parametrized Elliptic Partial Differential Equations: Application to Elasticity

K. Veroy, T. Leurent, C. Prud'homme, D. Rovas, and A.T. Patera

Abstract—The optimization, control, and characterization of engineering components or systems require fast, repeated, and accurate evaluation of a partial-differential-equation-induced input – output relationship. We present a technique for the rapid and reliable prediction of linear-functional outputs of elliptic partial differential equations with affine parameter dependence. The method has three components: (i) rapidly convergent reduced-basis approximations; (ii) a posteriori error estimation; and (iii) off-line/on-line computational procedures. These components — integrated within a special network architecture — render partial differential equation solutions truly “useful”: essentially real-time as regards operation count; “blackbox” as regards reliability; and directly relevant as regards the (limited) input-output data required.

Keywords—reduced-basis, a posteriori error estimation, output bounds, elliptic partial differential equations, distributed simulations, real-time computing

I. INTRODUCTION

The optimization, control, and characterization of an engineering component or system requires the prediction of certain “quantities of interest,” or performance metrics, which we shall denote *outputs* — for example, deflections, maximum stresses, maximum temperatures, heat transfer rates, flowrates, or lift and drags. These outputs are typically expressed as functionals of field variables associated with a parametrized partial differential equation which describes the physical behavior of the component or system. The parameters, which we shall denote *inputs*, serve to identify a particular “configuration” of the component: these inputs may represent design or decision variables, such as geometry — for example, in optimization studies; control variables, such as actuator power — for example, in real-time applications; or characterization variables, such as physical properties — for example, in inverse problems. We thus arrive at an implicit *input-output* relationship, evaluation of which demands solution of the underlying partial differential equation.

Our goal is the development of computational methods that permit *rapid* and *reliable* evaluation of this partial-differential-equation-induced input-output relationship *in the limit of many queries* — that is, in the design, optimization, control, and characterization contexts. Our particular approach is based upon the reduced-basis method, first introduced in the late 1970s for nonlinear structural analysis [1],

[10], and subsequently developed more broadly in the 1980s and 1990s [3], [5], [12], [13], [17]. Our work differs from these earlier efforts in several important ways: first, we develop (in some cases, provably) *global* approximation spaces; second, we introduce rigorous *a posteriori error estimators*; and third, we exploit *off-line/on-line* computational decompositions. These three ingredients allow us — for a restricted but important class of problems — to reliably decouple the generation and projection stages of reduced-basis approximation, thereby effecting computational economies of several orders of magnitude.

In this paper, we discuss these components in the context of symmetric coercive problems. We begin in Section II by introducing an abstract problem formulation and an illustrative instantiation: a microtruss problem. In Section III we describe the reduced-basis approximation; and in Section IV we develop associated *a posteriori* error estimators. Finally, in Section V we discuss the system architecture in which these numerical objects reside.

II. PROBLEM STATEMENT

A. Abstract Formulation

We consider a suitably regular domain $\Omega \subset \mathbb{R}^d$, $d = 1, 2$, or 3 , and associated function space $X \subset H^1(\Omega)$, where $H^1(\Omega) = \{v \mid v \in L^2(\Omega), \nabla v \in (L^2(\Omega))^d\}$, and $L^2(\Omega)$ is the space of square integrable functions over Ω . The inner product and norm associated with X are given by $(\cdot, \cdot)_X$ and $\|\cdot\|_X = (\cdot, \cdot)^{1/2}$, respectively. We also define a parameter set $\mathcal{D} \in \mathbb{R}^P$, a particular point in which will be denoted μ . Note that Ω does *not* depend on the parameter.

Our abstract problem may be stated as: for any parameter $\mu \in \mathcal{D}$, find $s(\mu) \in \mathbb{R}$ given by

$$s(\mu) = \ell(u(\mu)), \quad (1)$$

where $\ell(v)$ is a linear functional, and $u(\mu) \in X$ satisfies the partial differential equation (in weak form)

$$a(u(\mu), v; \mu) = f(v), \quad \forall v \in X. \quad (2)$$

We assume that the bilinear form $a(\cdot, \cdot; \mu)$ is symmetric,

$$a(w, v; \mu) = a(v, w; \mu), \quad \forall w, v \in X; \quad (3)$$

continuous,

$$a(w, v; \mu) \leq \gamma(\mu) \|w\|_X \|v\|_X \quad (4)$$

$$\leq \gamma_0 \|w\|_X \|v\|_X, \quad \forall \mu \in \mathcal{D}; \quad (5)$$

and coercive,

$$0 < \alpha_0 \leq \alpha(\mu) = \inf_{w \in X} \frac{a(w, w; \mu)}{\|w\|_X^2}, \quad \forall \mu \in \mathcal{D}; \quad (6)$$

we also require that the linear functionals $f(v)$ and $\ell(v)$ are bounded. The choice of output $\ell(v) = f(v)$ — termed *compliance* — considerably simplifies the formulation; in Sections III and IV we first present the compliance case before proceeding to the noncompliance case (i.e., $\ell(v) \neq f(v)$).

We shall also make certain assumptions on the parametric dependence of a , f , and ℓ . In particular, we shall suppose that, for some finite (preferably small) integer Q , a may be expressed as

$$a(w, v; \mu) = \sum_{q=1}^Q \sigma^q(\mu) a^q(w, v), \quad (7)$$

$\forall w, v \in X, \forall \mu \in \mathcal{D}$, for appropriately chosen functions σ^q and associated μ -independent bilinear forms a^q , $q = 1, \dots, Q$. For simplicity of exposition, we assume that f and ℓ do not depend on μ ; in actual practice, affine dependence is readily admitted.

We note that we pose our problem on a *fixed* reference domain Ω (i.e., Ω does not depend on μ) to ensure that the parametric dependence on geometry enters through $a(\cdot, \cdot; \mu)$ and ultimately through the $\sigma^q(\mu)$.

B. Motivation: A Particular Instantiation

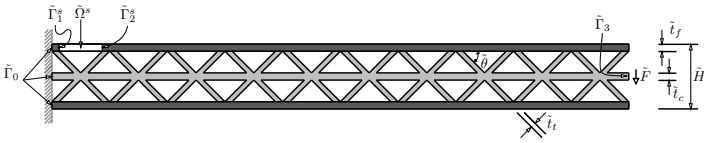


Fig. 1
A TRUSS STRUCTURE

To further motivate and illustrate our methods we consider a particular example: a truss structure. Truss structures are used in a variety of applications such as actuation (see, for example, [6]) and multifunctional components (see, for example, [4], [19]). Truss structures are typically designed for minimum weight subject to certain strength constraints; that is, the structure must be able to support the prescribed loads without buckling, yielding, or undergoing excessive deformation.

We consider here the prismatic truss structure shown in Figure 1 which consists of a frame (upper and lower faces, in dark gray) and a core (trusses and middle sheet, in light gray). The structure transmits a force per unit depth \tilde{F} uniformly distributed over the tip of the middle sheet, $\tilde{\Gamma}_3$, through the truss system to the fixed left wall, $\tilde{\Gamma}_0$. The physical model is simple plane-strain (two-dimensional) linear elasticity: the displacement field $\tilde{u}_i(\mu)$, $i = 1, 2$, satisfies

$$\int_{\tilde{\Omega}} \frac{\partial \tilde{v}_i}{\partial \tilde{x}_j} \tilde{E}_{ijkl} \frac{\partial \tilde{u}_k}{\partial \tilde{x}_l} = - \left(\frac{\tilde{F}}{t_c} \right) \int_{\tilde{\Gamma}_3} \tilde{v}_2, \quad \forall v \in \tilde{X}, \quad (8)$$

where $\tilde{\Omega}(\mu)$ is the truss domain, \tilde{E}_{ijkl} is the elasticity tensor, \tilde{t}_c is the (dimensional) thickness of the core sheet, and \tilde{X} refers to the set of functions in $H^1(\tilde{\Omega}(\mu))$ which vanish on $\tilde{\Gamma}_0(\mu)$. We assume summation over repeated indices.

We now (i) nondimensionalize the weak equations (8), and (ii) apply a continuous piecewise-affine transformation to map $\tilde{\Omega}(\mu)$ to a fixed (μ -independent) reference domain Ω . The abstract problem statement (2) is then recovered [18]. It is readily verified that a is continuous, coercive, and symmetric; and that the “affine” assumption (7) obtains for $Q = 44$.

The truss structure is characterized by four design parameters, or “inputs,” $\mu \in \mathcal{D} \subset \mathbb{R}^{P=4}$, where $\mu^1 = t_f$, $\mu^2 = t_t$, $\mu^3 = H$, and $\mu^4 = \theta$. Here t_f and t_t are the thicknesses of the frame and trusses, respectively; H is the total height of the structure; and θ is the angle between the trusses and the faces; t_f , t_t , and H are normalized relative to the core thickness. The design or parameter set is given by $\mathcal{D} = [0.08, 1.0] \times [0.2, 2.0] \times [4.0, 10.0] \times [30.0^\circ, 60.0^\circ]$. The material properties — Poisson’s ratio, $\nu = 0.3$; the frame Young’s modulus, $E_f = 75$ GPa; and the core Young’s modulus, $E_c = 200$ GPa — are held fixed.

We choose our performance metrics, or “outputs,” to be (i) the average downward deflection (compliance) at the core tip, Γ_3 , nondimensionalized by \tilde{F}/\tilde{E}_f ; and (ii) the average normal stress across the critical (yield) section Γ_1^s in Figure 1, nondimensionalized by \tilde{F}/\tilde{t}_c . We denote our outputs as $s^1(\mu) = \ell^1(u(\mu))$ and $s^2(\mu) = \ell^2(u(\mu))$, respectively, where

$$\ell^1(v) = - \int_{\Gamma_3} v_2, \quad (9)$$

$$\ell^2(v) = \frac{1}{t_f} \int_{\Omega^s} \frac{\partial \chi_i}{\partial x_j} E_{ijkl} \frac{\partial u_k}{\partial x_l} \quad (10)$$

are bounded linear functionals; here χ_i is any suitably smooth function in $H^1(\Omega^s)$ such that $\chi_i \hat{n}_i = 1$ on Γ_1^s and $\chi_i \hat{n}_i = 0$ on Γ_2^s , where \hat{n} is the unit normal. Note that $s^1(\mu)$ is a compliant output, whereas $s^2(\mu)$ is “noncompliant”.

III. REDUCED BASIS APPROACH

We discuss in this section the formulation, properties, and computational realization of the reduced basis method for both compliant and noncompliant outputs.

A. Compliant Outputs

A.1 Reduced-Basis Approximation

To define our reduced-basis procedure, we first introduce a sample set in parameter space, $S_N = \{\mu_1, \dots, \mu_N\}$, where $\mu_i \in \mathcal{D}$, $i = 1, \dots, N$. We then define our reduced-basis approximation space as

$$W_N = \text{span} \{ \zeta_n \equiv u(\mu_n), n = 1, \dots, N \}, \quad (11)$$

where $u(\mu_n) \in X$ is the solution to (2) for $\mu = \mu_n$. In actual practice, $u(\mu_n)$ is replaced by a finite element approximation on a suitably fine truth mesh. For any $\mu \in \mathcal{D}$, our reduced-basis approximation $u_N(\mu) \in W_N$ satisfies

$$a(u_N(\mu), v; \mu) = f(v), \quad \forall v \in W_N; \quad (12)$$

we then evaluate our reduced-basis output approximation as

$$s_N(\mu) = f(u_N(\mu)). \quad (13)$$

Recall that compliance implies $\ell(v) = f(v)$.

A.2 A Priori Convergence Theory

It can readily be shown that our approximation $u_N(\mu)$ is *optimal* in the sense that

$$\| \| u(\mu) - u_N(\mu) \| \| \leq \min_{w_N \in W_N} \| \| u(\mu) - w_N \| \| \quad (14)$$

where $\| \| \cdot \| \| (\mu) = a(\cdot, \cdot; \mu)$ is the energy norm. Furthermore, for our compliant output,

$$\begin{aligned} s(\mu) &= s_N(\mu) + f(u - u_N) \\ &= s_N(\mu) + a(u, u - u_N; \mu) \\ &= s_N(\mu) + a(u - u_N, u - u_N; \mu) \end{aligned} \quad (15)$$

from symmetry and Galerkin orthogonality. It follows that $s(\mu) - s_N(\mu)$ converges as the square of the error in the best approximation and, from coercivity, that $s_N(\mu)$ is a lower bound for $s(\mu)$.

It now remains to bound the dependence of the error in the best approximation as a function of N . It can be proven [9] — although only for special problems — that if the μ_n , $n = 1, \dots, N$, are logarithmically distributed over \mathcal{D} , then:

$$\| \| u(\mu) - u_N(\mu) \| \| \leq c_1 e^{-c_2 N}, \quad \forall \mu \in \mathcal{D}, \quad (16)$$

where c_2 depends only weakly on the range of the parameter. That is, the best approximation $u_N(\mu)$ converges to the exact solution $u(\mu)$ exponentially.

We present in Table I the error $|s(\mu) - s_N(\mu)|/s(\mu)$ as a function of N , at a particular representative point μ in \mathcal{D} , for the truss problem of Section II-B. Since tensor-product grids are prohibitively exorbitant as P increases, the μ_n are chosen “log-randomly” over \mathcal{D} : we sample from a multivariate uniform probability density on $\log(\mu)$. We observe, as the theory suggests, that the error is remarkably small even for very

N	$ s(\mu) - s_N(\mu) /s(\mu)$	$\Delta_N(\mu)/s(\mu)$	$\eta_N(\mu)$
10	3.26×10^{-2}	6.47×10^{-2}	1.98
20	2.56×10^{-4}	4.74×10^{-4}	1.85
30	7.31×10^{-5}	1.38×10^{-4}	1.89
40	1.91×10^{-5}	3.59×10^{-5}	1.88
50	1.09×10^{-5}	2.08×10^{-5}	1.90
60	4.10×10^{-6}	8.19×10^{-6}	2.00

TABLE I

ERROR, ERROR BOUND, AND EFFECTIVITY AS A FUNCTION OF N , AT A PARTICULAR REPRESENTATIVE POINT $\mu \in \mathcal{D}$, FOR THE TRUSS PROBLEM (COMPLIANT OUTPUT) AND A LOGARITHMIC DISTRIBUTION.

N	$ s(\mu) - s_N(\mu) /s(\mu)$	$\Delta_N(\mu)/s(\mu)$	$\eta_N(\mu)$
10	1.91×10^{-2}	2.56×10^{-2}	1.34
20	6.29×10^{-3}	1.21×10^{-2}	1.93
30	1.56×10^{-3}	2.94×10^{-3}	1.88
40	2.19×10^{-4}	4.00×10^{-4}	1.83
50	1.45×10^{-4}	2.64×10^{-4}	1.82
60	9.17×10^{-5}	1.72×10^{-4}	1.87

TABLE II

ERROR, ERROR BOUND, AND EFFECTIVITY AS A FUNCTION OF N , AT A PARTICULAR REPRESENTATIVE POINT $\mu \in \mathcal{D}$, FOR THE TRUSS PROBLEM (COMPLIANT OUTPUT) AND A UNIFORM DISTRIBUTION.

small N , and that very rapid convergence obtains as $N \rightarrow \infty$. In numerous numerical tests [18], the logarithmic distribution suggested by theory performs considerably better than other obvious candidates, in particular for large ranges of the parameter. For instance, the results presented in Table II — for the same point μ in \mathcal{D} , but based on a (non-log) uniform random point distribution — exhibit slower convergence than that for the logarithmic distribution of Table I.

A.3 Computational Procedure

The theoretical and empirical results of Sections III-A.1 and III-A.2 suggest that N may, indeed, be chosen very small. We now develop off-line/on-line computational procedures that exploit this dimension reduction.

We first express the reduced-basis approximation $u_N(\mu)$ as

$$u_N(\mu) = \sum_{j=1}^N u_{Nj}(\mu) \zeta_j = (\underline{u}_N(\mu))^T \underline{\zeta}, \quad (17)$$

where $\underline{u}_N(\mu) \in \mathbb{R}^N$; we then choose for test functions $v = \zeta_i$, $i = 1, \dots, N$. Inserting these representations into (12) yields the desired algebraic equations for $\underline{u}_N(\mu) \in \mathbb{R}^N$,

$$\underline{A}_N(\mu) \underline{u}_N(\mu) = \underline{F}_N, \quad (18)$$

in terms of which the output can then be evaluated as

$$s_N(\mu) = \underline{F}_N^T \underline{u}_N(\mu). \quad (19)$$

Here $\underline{A}_N(\mu) \in \mathbb{R}^{N \times N}$ is the SPD matrix with entries $A_{N \ i,j}(\mu) \equiv a(\zeta_j, \zeta_i; \mu)$, $i, j = 1, \dots, N$, and $\underline{F}_N \in \mathbb{R}^N$ is the “load” (and “output”) vector with entries $F_{N \ i} \equiv f(\zeta_i)$, $i = 1, \dots, N$.

We now invoke (7) to write

$$A_{N \ i,j}(\mu) = a(\zeta_j, \zeta_i; \mu) = \sum_{q=1}^Q \sigma^q(\mu) a^q(\zeta_j, \zeta_i), \quad (20)$$

or

$$\underline{A}_N(\mu) = \sum_{q=1}^Q \sigma^q(\mu) \underline{A}_N^q, \quad (21)$$

where $A_{N \ i,j}^q = a^q(\zeta_j, \zeta_i)$, $i, j = 1, \dots, N$, $q = 1, \dots, Q$. The off-line/on-line decomposition is now clear. In the *off-line* stage, we compute the $u(\mu_n)$ and form the \underline{A}_N^q and \underline{F}_N : this requires N (expensive) “ a ” finite element solutions and $O(QN^2)$ finite-element-vector inner products. In the *on-line* stage, for any given new μ , we first form \underline{A}_N from (21), then solve (18) for $\underline{u}_N(\mu)$, and finally evaluate $s_N(\mu) = \underline{F}_N^T \underline{u}_N(\mu)$: this requires $O(QN^2) + O(\frac{2}{3}N^3)$ operations and $O(QN^2)$ storage.

Thus, as required, the incremental, or marginal, cost to evaluate $s_N(\mu)$ for any given new μ is very small: first, because N is very small, typically $O(10)$ — thanks to the good convergence properties of W_N ; and second, because (18) can be very rapidly assembled and inverted — thanks to the affine dependence of a on μ and the associated off-line/on-line decomposition (see [2] for an earlier application of this strategy within the reduced-basis context). For the problems discussed here and (for instance) in [14], the resulting computational savings relative to standard (well-designed) finite-element approaches are significant — at least $O(10)$, typically $O(100)$, and often $O(1000)$ or more.

B. Noncompliant Outputs

In the previous section we formulate the reduced-basis method for the case of compliant outputs, $\ell(v) = f(v)$, $\forall v \in X$. We briefly summarize here the formulation and theory for more general linear bounded output functionals.

As a preliminary, we first generalize the abstract formulation of Section II-A. As before, we define the “primal” problem as in (2). However, we now also introduce an associated adjoint or “dual” problem: for any $\mu \in X$, find $\psi(\mu) \in X$ such that

$$a(v, \psi(\mu); \mu) = \ell(v), \quad \forall v \in X; \quad (22)$$

recall that $\ell(v)$ is our output functional.

B.1 Reduced-Basis Approximation

To develop the reduced-basis space, we first choose — randomly or log-randomly as described in Section III-A.2 — a sample set in parameter space, $S_{N/2} = \{\mu_1, \dots, \mu_{N/2}\}$, where $\mu_i \in \mathcal{D}$, $i = 1, \dots, N/2$ (N even); we then define an “integrated” reduced-basis approximation space as $W_N = \text{span} \{(u(\mu_n), \psi(\mu_n)), n = 1, \dots, N/2\}$ (see [14] for discussion of a somewhat more efficient “non-integrated” approach).

For any $\mu \in \mathcal{D}$, our reduced-basis approximation is then obtained by standard Galerkin projection onto W_N . To wit, for the primal problem, we find $u_N(\mu) \in W_N$ such that $a(u_N(\mu), v; \mu) = f(v)$, $\forall v \in W_N$; and for the adjoint problem, we define (though, for the particular formulations described here, do *not* compute) $\psi_N(\mu) \in W_N$ such that $a(v, \psi_N(\mu); \mu) = \ell(v)$, $\forall v \in W_N$. The reduced-basis output approximation is then calculated from $s_N(\mu) = \ell(u_N(\mu))$.

B.2 A Priori Convergence Theory

Turning now to the *a priori* theory, it follows from standard arguments that $u_N(\mu)$ and $\psi_N(\mu)$ are *optimal* in the sense that

$$\begin{aligned} \|u(\mu) - u_N(\mu)\| &\leq \min_{w_N \in W_N} \|u(\mu) - w_N\|, \\ \|\psi(\mu) - \psi_N(\mu)\| &\leq \min_{w_N \in W_N} \|\psi(\mu) - w_N\|. \end{aligned}$$

The best approximation analysis is then similar to that presented in III-A.2. As regards our output, we now have

$$\begin{aligned} |s(\mu) - s_N(\mu)| &= |\ell(u(\mu)) - \ell(u_N(\mu))| \\ &= |a(u - u_N, \psi; \mu)| \\ &= |a(u - u_N, \psi - \psi_N; \mu)| \\ &\leq \|u - u_N\| \|\psi - \psi_N\| \end{aligned}$$

from Galerkin orthogonality, the definition of the primal and the adjoint problems, and the Cauchy-Schwartz inequality. We now understand why we include the $\psi(\mu_n)$ in W_N : to ensure that $\|\psi(\mu) - \psi_N(\mu)\|$ is small. We thus recover the “square” effect in the convergence rate of the output, albeit at the expense of some additional computational effort — the inclusion of the $\psi(\mu_n)$ in W_N .

B.3 Computational Procedure

Finally, we very briefly address computational issues. The off-line/on-line decomposition is similar to that described in Section III-A.3 for the compliant problem. In the off-line stage, however, we need to additionally compute the $\psi_N(\mu)$, $n = 1, \dots, N/2$, as well as form \underline{L}_N , where $L_{N \ i} \equiv \ell(\zeta_i)$. In the on-line stage, we calculate $u_N(\mu)$ by solving $\underline{A}_N(\mu) \underline{u}_N(\mu) = \underline{F}_N$; we then evaluate the output as $s_N(\mu) = \underline{L}_N^T \underline{u}_N(\mu)$. As before, the essential point is that the on-line complexity and storage are independent of the

N	$ s(\mu) - s_N(\mu) /s(\mu)$	$\Delta_N(\mu)/s(\mu)$	$\eta_N(\mu)$
20	2.35×10^{-2}	4.67×10^{-2}	1.99
40	1.74×10^{-4}	3.19×10^{-4}	1.83
60	5.59×10^{-5}	1.06×10^{-4}	1.90
80	1.44×10^{-5}	2.73×10^{-5}	1.89
100	7.45×10^{-6}	1.40×10^{-5}	1.88
120	2.92×10^{-6}	5.85×10^{-6}	2.00

TABLE III

ERROR, ERROR BOUND, AND EFFECTIVITY AS A FUNCTION OF N , AT A PARTICULAR REPRESENTATIVE POINT $\mu \in \mathcal{D}$, FOR THE TRUSS PROBLEM (NONCOMPLIANT OUTPUT) AND A LOGARITHMIC DISTRIBUTION.

N	$ s(\mu) - s_N(\mu) /s(\mu)$	$\Delta_N(\mu)/s(\mu)$	$\eta_N(\mu)$
20	1.52×10^{-2}	2.06×10^{-2}	1.36
40	4.90×10^{-3}	9.42×10^{-3}	1.92
60	1.31×10^{-3}	2.46×10^{-3}	1.88
80	1.90×10^{-4}	3.50×10^{-4}	1.84
100	1.12×10^{-4}	2.07×10^{-4}	1.84
120	7.82×10^{-5}	1.48×10^{-4}	1.89

TABLE IV

ERROR, ERROR BOUND, AND EFFECTIVITY AS A FUNCTION OF N , AT A PARTICULAR REPRESENTATIVE POINT $\mu \in \mathcal{D}$, FOR THE TRUSS PROBLEM (NONCOMPLIANT OUTPUT) AND A UNIFORM DISTRIBUTION.

dimension of the very fine (“truth”) finite element approximation.

We present in Tables III (logarithmic distribution) and IV (uniform distribution) the error $|s(\mu) - s_N(\mu)|/s(\mu)$ as a function of N , at a particular representative point μ in \mathcal{D} , for the noncompliant output associated with the truss problem of Section II-B. We again observe the rapid convergence as $N \rightarrow \infty$, and the superior performance of the logarithmic point distribution.

IV. A POSTERIORI ERROR ESTIMATION: OUTPUT BOUNDS

From Section III we know that, in theory, we can obtain $s_N(\mu)$ very inexpensively: the on-line stage scales as $O(N^3) + O(QN^2)$; and N can, *in theory*, be chosen quite small. However, *in practice*, we do not know *how* small N can be chosen: this will depend on the desired accuracy, the selected output(s) of interest, and the particular problem in question; in some cases $N = 5$ may suffice, while in other cases, $N = 100$ may still be insufficient. In the face of this uncertainty, either too many or too few basis functions will be retained: the former results in computational inefficiency; the latter in unacceptable uncertainty. We thus need *a posteriori* error estimators for s_N .

We present in [7], [8], [11], [14] and [16] an approach to output error estimation which guarantees rigorous error bounds.

We present here an alternative method which provides greater computational efficiency, albeit at the loss of complete certainty. As in Section III, we first discuss the method for the compliant case, then extend the formulation to the noncompliant case.

A. Compliant Outputs

A.1 Formulation

To begin, we set $M > N$, and introduce a parameter sample $S_M = \{\mu_1, \dots, \mu_M\}$ and associated reduced-basis approximation space $W_M = \text{span} \{\zeta_m \equiv u(\mu_m), m = 1, \dots, M\}$; both for theoretical and practical reasons we require $S_N \subset S_M$ and therefore $W_N \subset W_M$. The procedure is simple: we first find $u_M(\mu) \in W_M$ such that $a(u_M(\mu), v; \mu) = f(v), \forall v \in W_M$; we then evaluate $s_M(\mu) = f(u_M(\mu))$; and, finally, we compute our upper and lower output estimators as

$$s_{N,M}^{\pm}(\mu) = \bar{s}_N(\mu) \pm \frac{1}{2}\Delta_{N,M}(\mu), \quad (23)$$

where \bar{s}_N is the improved predictor and $\frac{1}{2}\Delta_{N,M}(\mu)$ is the half-bound gap; \bar{s}_N and $\Delta_{N,M}(\mu)$ are given by

$$\bar{s}_N(\mu) = s_N(\mu) + \frac{1}{2}\Delta_{N,M}(\mu), \quad (24)$$

$$\Delta_{N,M}(\mu) = \frac{1}{\tau}(s_M(\mu) - s_N(\mu)) \quad (25)$$

for some $\tau \in (0, 1)$. For our purposes here, we shall consider $M = 2N$.

A.2 Properties

We consider in this section the *validity* of our lower and upper estimators, and the *sharpness* of our output bound gap $\Delta_{N,M}(\mu)$. We would like to prove the lower and upper effectivity inequalities

$$1 \leq \eta_{N,2N}(\mu) \leq \text{Const}, \quad (26)$$

where the effectivity of the approximation, η , is defined as

$$\eta_{N,2N}(\mu) = \frac{\Delta_{N,2N}(\mu)}{s(\mu) - s_N(\mu)}; \quad (27)$$

the lower effectivity inequality ensures bounds; the upper effectivity inequality ensures *sharp* bounds. In fact, we will only be able to demonstrate an asymptotic form of this inequality; and furthermore, we shall require the hypothesis that

$$\varepsilon_{N,2N}(\mu) \equiv \frac{s(\mu) - s_{2N}(\mu)}{s(\mu) - s_N(\mu)} \rightarrow 0 \quad \text{as } N \rightarrow \infty. \quad (28)$$

This assumption is certainly plausible: if our *a priori* bound of (16) in fact reflects asymptotic behavior, then $s(\mu) - s_N(\mu) \sim c_1 e^{-c_2 N}$, $s(\mu) - s_{2N}(\mu) \sim c_1 e^{-2c_2 N}$, and hence $\varepsilon_{N,2N}(\mu) \sim e^{-c_2 N}$, as desired.

We can then prove the lower effectivity inequality (bounding property): $s_{N,2N}^-(\mu) \leq s(\mu) \leq s_{N,2N}^+(\mu)$, as $N \rightarrow \infty$. To prove the lower bound we again appeal to (15) and the coercivity of a ; indeed, this result (still) obtains for *all* N . To demonstrate the right inequality, we write

$$\begin{aligned} s_{N,2N}^+ &= s + \left(\frac{1}{\tau} - 1\right)(s - s_N) - \frac{1}{\tau}(s - s_{2N}) \\ &= s + \left(\frac{1}{\tau}(1 - \varepsilon_{N,2N}) - 1\right)(s - s_N). \end{aligned} \quad (29)$$

We now recall that $s(\mu) - s_N(\mu) \geq 0$, and that $0 < \tau < 1$ — that is, $1/\tau > 1$; it then follows from (29) and our hypothesis (28) that there exists a finite N^* such that

$$s_{N,2N}^+(\mu) - s(\mu) \geq 0, \quad \forall N > N^*. \quad (30)$$

This concludes the proof: we obtain *asymptotic* bounds.

We now prove the upper effectivity inequality (sharpness property). From the definitions of $\eta_{N,2N}(\mu)$, $s_{N,2N}(\mu)$ and $\varepsilon_{N,2N}(\mu)$, we directly obtain

$$\eta_{N,2N}(\mu) = \frac{1}{\tau} \frac{s_{2N}(\mu) - s_N(\mu)}{s(\mu) - s_N(\mu)} \quad (31)$$

$$= \frac{1}{\tau} \frac{(s_{2N}(\mu) - s(\mu)) - (s_N(\mu) - s(\mu))}{(s(\mu) - s_N(\mu))} \quad (32)$$

$$= \frac{1}{\tau}(1 - \varepsilon_{N,2N}(\mu)). \quad (33)$$

Since, from (15), we know that $\varepsilon_{N,2N}(\mu)$ is strictly non-negative, it follows that $\eta_{N,2N}(\mu)$ is bounded from above by $1/\tau$ for all N . It can also readily be shown that $\eta_{N,2N}(\mu)$ is non-negative: since $W_N \subset W_{2N}$, it follows from (14), (15), and standard variational arguments that $s(\mu) \geq s_{2N}(\mu) \geq s_N(\mu)$. We thus conclude that $0 \leq \eta_{N,2N}(\mu) \leq 1/\tau$ for all N . Furthermore, from our hypothesis on $\varepsilon_{N,2N}(\mu)$, (28), we know that $\eta_{N,2N}(\mu)$ will *tend* to $1/\tau$ as N increases.

The essential approximation enabler is exponential convergence: we obtain bounds even for rather small N and relatively large τ . We thus achieve both “near” certainty *and* good effectivities. We demonstrate this claim in Tables I and II in which we present the bound gap and effectivity for our truss example of Section II-B; the results tabulated correspond to the choice $\tau = 1/2$. We clearly obtain bounds for all N ; and we observe that $\eta_{N,2N}(\mu)$ does, indeed, rather quickly approach $1/\tau$, particularly for the logarithmic (random) distribution.

A.3 Computational Procedure

Since the error bounds are based entirely on evaluation of the output, we can directly adapt the off-line/on-line procedure of Section III-A.3. Note that the calculation of the output approximation $s_N(\mu)$ and the output bounds are now integrated: $\underline{A}_N(\mu)$ and $\underline{L}_N(\mu)$ (yielding $s_N(\mu)$) are a sub-matrix and sub-vector of $\underline{A}_{2N}(\mu)$ and $\underline{L}_{2N}(\mu)$ (yielding

$s_{2N}(\mu)$, $\Delta_{N,2N}(\mu)$ and $s_{N,2N}^\pm(\mu)$) respectively. The on-line effort for this predictor/error estimator procedure (based on $s_N(\mu)$ and $s_{2N}(\mu)$) will require eightfold more operations than the predictor procedure of Section III.

The essential computation enabler is again exponential convergence, which permits us to choose $M = 2N$ — hence controlling the additional computational effort attributable to error estimation — while simultaneously ensuring that $\varepsilon_{N,2N}(\mu)$ tends rapidly to zero. Exponential convergence also ensures that the cost to compute both $s_N(\mu)$ and $s_{2N}(\mu)$ is “negligible”. In actual practice, since $s_{2N}(\mu)$ is available, we can of course take $s_{2N}(\mu)$, rather than $s_N(\mu)$, as our output prediction; this greatly improves not only accuracy, but also certainty — $\Delta_{N,2N}(\mu)$ is almost surely a bound for $s(\mu) - s_{2N}(\mu)$, albeit an exponentially conservative bound as N tends to infinity.

We note that the computational complexity and storage for this method increases like $O(Q)$; this represents a factor of Q reduction in expense compared to our earlier approaches [7], [8], [11], [14] and [16]. This approach is therefore particularly advantageous in cases in which Q is large.

B. Noncompliant Outputs

We briefly discuss here the extension of the method of Section IV-A to noncompliant outputs. As in Section III-B, we begin by setting $M > N$, M even, and introduce a parameter sample $S_{M/2} = \{\mu_1, \dots, \mu_{M/2}\}$ and associated “integrated” reduced-basis approximation space $W_M = \text{span}\{u(\mu_n), \psi(\mu_n), n = 1, \dots, M\}$. We first find $u_M(\mu) \in W_M$ such that $a(u_M(\mu), v; \mu) = f(v)$, $\forall v \in W_M$; we then evaluate $s_M(\mu) = \ell(u_M(\mu))$; and finally, we compute our upper and lower output estimators as

$$s_{N,M}^\pm(\mu) = \bar{s}_N(\mu) \pm \frac{1}{2} \Delta_{N,M}(\mu), \quad (34)$$

where

$$\bar{s}_N(\mu) = s_N(\mu) + \frac{1}{2\tau}(s_M - s_N) \quad (35)$$

$$\Delta_{N,M}(\mu) = \frac{1}{\tau} |s_M(\mu) - s_N(\mu)| \quad (36)$$

and $\tau \in (0, 1)$. The effectivity of the approximation is defined as

$$\eta_{N,M}(\mu) = \frac{\Delta_{N,M}(\mu)}{|s(\mu) - s_N(\mu)|}. \quad (37)$$

We shall again only consider $M = 2N$.

As before, can prove that

$$1 \leq \eta_{N,2N}(\mu) \leq \text{Const} \quad \text{as } N \rightarrow \infty. \quad (38)$$

The proof parallels that in Section IV-A.2. In particular, it can again be shown [14] that

$$\eta_{N,2N}(\mu) \rightarrow \frac{1}{\tau} \quad \text{as } N \rightarrow \infty; \quad (39)$$

however, $\eta_{N,2N}$ is no longer strictly bounded from above by $1/\tau$.

We present in Tables III (logarithmic distribution) and IV (uniform distribution) the error, bound gap, and effectivity for the noncompliant output of the truss example of Section II-B; the results tabulated correspond to the choice $\tau = 1/2$. We clearly obtain bounds for all N ; and the effectivity rather quickly approaches $1/\tau$ (in particular, for the logarithmic (random) distribution, $\eta_{N,2N}$ remains fixed at $1/\tau = 2.0$ for $N \geq 120$).

V. SYSTEM ARCHITECTURE

A. Introduction

The numerical methods proposed are rather unique relative to more standard approaches to partial differential equations. Reduced-basis output bound methods — in particular the global approximation spaces, *a posteriori* error estimators, and off-line/on-line computational decomposition — are intended to render partial-differential-equation solutions truly “useful”: essentially real-time as regards operation count; “blackbox” as regards reliability; and directly relevant as regards the (limited) input-output data required.

But to be truly useful, the methodology — in particular the inventory of on-line codes — must reside within a special framework. This framework must permit a User to specify — within a native applications context — the problem, output, and input value of interest; and to receive — quasi-instantaneously — the desired prediction and certificate of fidelity (error bound). We describe such a (fully implemented, fully functional) framework here: we focus primarily on the User point of view; see [15] for a more detailed description of the technical foundations and ingredients.

B. Overview of Framework

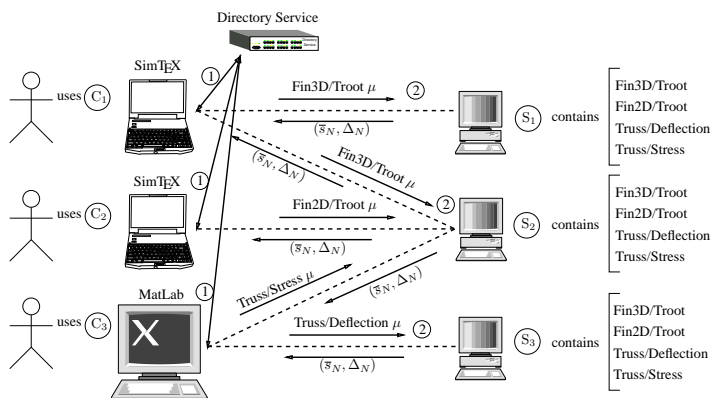


Fig. 2

A SAMPLE USE CASE OF THE FRAMEWORK

We show in Figure 2 a virtual schematic of the framework. The key components are the User, Computers, Network, Client software, Server software, and Directory Service. Each User interacts with the system through a selected Client (interface) which resides, say, on the User’s Computer; we shall describe briefly below two Clients. Based on directives from the User, the Client broadcasts over the Network a Problem Label–Output Label Pair (e.g., Truss–Deflection). This Pair is received by the Directory Service — a White Pages — which informs the Client of the Simulation Resource Locator “SRL” — the physical location on a particular Computer — of a Server which can respond to the request. The Client then sends the Input (μ P -tuple) Value to the designated SRL. The Server — essentially a suite of on-line codes and associated input–output utilities — is awaiting queries at all times; upon receipt of the Input it executes the on-line code for the designated Output Label and Input Value, and responds to the Client with the Output Value (\bar{s}_N) and the Half Bound Gap ($\frac{1}{2}\Delta_N$). The Client then displays or acts upon this information, and the cycle is complete.

Typically many identical (as well as different) Servers will be available, typically on many different Computers: there are multiple instances of the on-line codes. The Directory Service indicates to the Client the least busy Server so as to provide the fastest response possible. In some cases Clients may issue several Input Values — that is, L sets of P -tuples. In this case the Directory Service will distribute the calculations over multiple (e.g., as many as L) Servers — in particular, Servers on multiple Computers — so as to respond more quickly to this multiple-input query.

Our framework is clearly an example of “grid” computing, similar to GLOBUS, NetSolve, and Seti@HOME, to name but a few. Indeed, we exploit several generic tools upon which grid and network computing applications may be built; for example, we appeal to CORBA¹ (standardized by OMG²) to seamlessly manipulate the Server software *as if* it resided on the Client Computer. We remark that our reduced-basis output bound application is particularly well-suited to grid computing: the computational load on participating Computers (on which the Servers reside) is very light; and the Client–Server input/output load on the Network is very light. The network computing paradigm also serves very well the archival, collaboration, and integration aspects of standardized input–output objects.

C. Clients

We briefly describe here two Clients: SIMTEX, which is a PDF-based “dynamic text” interface for interrogation, exploration, and display; and SIMLAB, which is a MATLAB-based “mathematical” interface for manipulation and integration.

¹Common Object Request Broker Architecture — <http://www.corba.org>

²Object Management Group — <http://www.omg.org>

C.1 SIMTEX

SIMTEX combines several standardized tools so as to provide a very simple interface by which to access the Servers. It consists of an authoring component, a display and interface component, and an “intermediary” component. A particularly nice feature of SIMTEX is the natural context which it provides — in essence, defining the input–output relationship and problem definition in the language of the application. The SIMTEX Client should prove useful in a number of different contexts: textbooks and technical manuscripts; handbooks; and product specification and design sheets.

The actionable PDF version of an extended version of this paper [14] (in which is embedded an actionable equation) may be found on our [website](#)³; readers are encouraged to access the electronic version [14] and exercise the SIMTEX interface; a brief users manual for which may be found again on our [website](#)⁴. A more involved description of the SIMTEX client may be found in [15].

C.2 SIMLAB

The main drawback of SIMTEX is the inability to manipulate the on–line codes. SIMLAB is a suite of tools that permit Users to incorporate Server on–line codes as MATLAB functions within the standard MATLAB interface; and to generate new Servers and on–line codes from standard MATLAB functions (which themselves may be built upon other on–line codes). In short, SIMLAB permits the User to treat the inputs and outputs of our on–line codes as mathematical objects that are the result of, or an argument to, other functions — graphics, system design, or optimization — and to archive these higher level operations in new Server objects available to all Clients once registered in the Directory Service.

For example, once the Truss input–output relationship has been incorporated into MATLAB (this is done by calling a MATLAB script `st2m`), we may set the values for the four components of the parameter vector by entering

```
p.values(1).value = 10;
p.values(1).name  = 'H';
p.values(2).value = 2.0;
p.values(2).name  = 't_t';
p.values(3).value = 1.0;
p.values(3).name  = 't_f';
p.values(4).value = 45;
p.values(4).name  = 'theta';
```

within the MATLAB command window. To determine the output value and bound gap for this value of the 4–uple parameter, we then enter

```
[Stress, Bound_Stress] = Truss_Stress( p )
```

which returns

³<http://augustine.mit.edu/jfe/jfe.pdf>

⁴<http://augustine.mit.edu/guided.tour.pdf>

```
Stress = 12.6354
Bound_Stress = 0.0037
```

where `Stress` corresponds to the improved predictor $\bar{s}_N^2(\mu)$ (given by (24), our definition of $s_N^2(\mu)$, and (10)) and `Bound_Stress` represents the half bound gap, $\frac{1}{2}\Delta_{N,M}(\mu)$. It is also now possible of course to find all values of `Stress` greater than 12.0 for θ in the range $[30^\circ, 60^\circ]$ and all other parameters fixed as in the list above. To wit, we enter

```
for i=1:100
    p.values(4).value = 30+i*30/100;
    t(i)=p.values(4).value;
    [o(i),e(i)] = Truss_Stress(p);
end
plot(t(o<12.0),o(o<12.0),'b'); hold on; grid on;
plot(t(o>=12.0),o(o>=12.0),'r--');
```

which generates Figure 3. Note that, through the expression `t(o<12.0)`, we now have the values of θ for which the stresses are less than the specified critical value (here chosen to be 12.0).

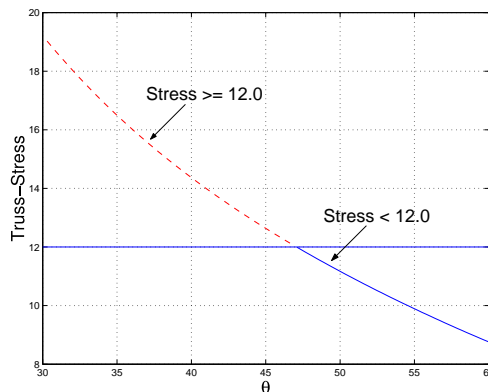


Fig. 3

(NONDIMENSIONALIZED) STRESS AS A FUNCTION OF THE TRUSS-ANGLE θ .

Obviously, once the on–line code is incorporated within the MATLAB environment, we have the full functionality of MATLAB at our disposal; and the rapid response of the reduced–basis output bounds maintains the immediate response expected of an interactive environment, even though we are in fact solving — and solving reliably — partial differential equations.

Acknowledgements

We would like to thank Shidрати Ali of the Singapore-MIT Alliance and Yuri Solodukhov for very helpful discussions. We would also like to acknowledge our longstanding collaborations with Professor Yvon Maday of University Paris VI, Professor Jaime Peraire of MIT, and Professor Einar Rønquist of the Norwegian University of Science

and Technology. This work was supported by the Singapore-MIT Alliance, by DARPA and ONR under Grant F49620-01-1-0458, by DARPA and AFOSR under Grant N00014-01-1-0523 (Subcontract Grant 340-6218-3), and by NASA under Grant NAG-1-1978.

REFERENCES

- [1] B. O. Almroth, P. Stern, and F. A. Brogan. Automatic choice of global shape functions in structural analysis. *AIAA Journal*, 16:525–528, May 1978.
- [2] E. Balmes. Parametric families of reduced finite element models. theory and applications. *Mechanical Systems and Signal Processing*, 10(4):381–394, 1996.
- [3] A. Barrett and G. Reddien. On the reduced basis method. *Math. Mech.*, 7(75):543–549, 1995.
- [4] A.G. Evans, J.W. Hutchinson, N.A. Fleck, M.F. Ashby, and H.N.G. Wadley. The topological design of multifunctional cellular metals. *Progress in Materials Science*, 46(3-4):309–327, 2001.
- [5] J. P. Fink and W. C. Rheinboldt. On the error behaviour of the reduced basis technique for nonlinear finite element approximations. *Z. Angew. Math. Mech.*, 63:21–28, 1983.
- [6] T.J. Lu, J.W. Hutchinson, and A.G. Evans. Optimal design of a flexural actuator. *Journal of the Mechanics and Physics of Solids*, 49(9):2071–2093, September 2001.
- [7] L. Machiels, Y. Maday, I. B. Oliveira, A.T. Patera, and D.V. Rovas. Output bounds for reduced-basis approximations of symmetric positive definite eigenvalue problems. *C. R. Acad. Sci. Paris, Série I*, 331(2):153–158, July 2000.
- [8] Y. Maday, L. Machiels, A. T. Patera, and D. V. Rovas. Black-box reduced-basis output bound methods for shape optimization. In *Proceedings 12th International Domain Decomposition Conference*, Japan, 2000. To appear.
- [9] Y. Maday, A.T. Patera, and G. Turinici. A priori convergence theory for approximation of simple-parameter elliptic partial differential equations. *In preparation*, 2001.
- [10] A. K. Noor and J. M. Peters. Reduced basis technique for nonlinear analysis of structures. *AIAA Journal*, 18(4):455–462, April 1980.
- [11] A. Patera, D. Rovas, and L. Machiels. Reduced-basis output-bound methods for elliptic partial differential equations. *SIAG/OPT Views-and-News*, 11(1), April 2000.
- [12] J. S. Peterson. The reduced basis method for incompressible viscous flow calculations. *SIAM J. Sci. Stat. Comput.*, 10(4):777–786, July 1989.
- [13] T. A. Porsching. Estimation of the error in the reduced basis method solution of nonlinear equations. *Mathematics of Computation*, 45(172):487–496, October 1985.
- [14] C. Prud’homme, D. Rovas, K. Veroy, Y. Maday, A.T. Patera, and G. Turinici. Reliable real-time solution of parametrized partial differential equations: Reduced-basis output bounds methods. *Journal of Fluids Engineering*, 2002. To appear.
- [15] C. Prud’homme, D. Rovas, K. Veroy, and A.T. Patera. Mathematical and computational framework for reliable real-time solution of parametrized partial differential equations. *M2AN*, 2002. Submitted.
- [16] C. Prud’homme, D.V. Rovas, K. Veroy, L. Machiels, Y. Maday, A.T. Patera, and G. Turinici. Reduced-basis output bound methods for parametrized partial differential equations. In *SMA Symposium*, January 2002.
- [17] W.C. Rheinboldt. On the theory and error estimation of the reduced basis method for multi-parameter problems. *Nonlinear Analysis, Theory, Methods and Applications*, 21(11):849–858, 1993.
- [18] K. Veroy. *Reduced Basis Methods Applied to Problems in Elasticity: Analysis and Applications*. PhD thesis, Massachusetts Institute of Technology, 2003. In progress.
- [19] N. Wicks and J.W. Hutchinson. Optimal truss plates. *International Journal of Solids and Structures*, 38(30-31):5165–5183, July–August 2001.