

# Northumbria Research Link

Citation: Guerrero, Maribel and Link, Albert N. (2021) Public support of innovative activity in small and large firms in Mexico. *Small Business Economics*. ISSN 0921-898X (In Press)

Published by: Springer

URL: <https://doi.org/10.1007/s11187-021-00517-1> <<https://doi.org/10.1007/s11187-021-00517-1>>

This version was downloaded from Northumbria Research Link:  
<http://nrl.northumbria.ac.uk/id/eprint/46432/>

Northumbria University has developed Northumbria Research Link (NRL) to enable users to access the University's research output. Copyright © and moral rights for items on NRL are retained by the individual author(s) and/or other copyright owners. Single copies of full items can be reproduced, displayed or performed, and given to third parties in any format or medium for personal research or study, educational, or not-for-profit purposes without prior permission or charge, provided the authors, title and full bibliographic details are given, as well as a hyperlink and/or URL to the original metadata page. The content must not be changed in any way. Full items must not be sold commercially in any format or medium without formal permission of the copyright holder. The full policy is available online: <http://nrl.northumbria.ac.uk/policies.html>

This document may differ from the final, published version of the research and has been made available online in accordance with publisher policies. To read and/or cite from the published version of the research, please visit the publisher's website (a subscription may be required.)

# **Public Support of Innovative Activity in Small and Large Firms in Mexico**

Maribel Guerrero

Facultad de Economía y Negocios, Universidad del Desarrollo, Chile

Northumbria University

[maribel.guerrero@northumbria.ac.uk](mailto:maribel.guerrero@northumbria.ac.uk)

Albert N. Link

University of North Carolina at Greensboro

[alink@uncg.edu](mailto:alink@uncg.edu)

Please cite as follow:

Guerrero, M., & Link, A. N. (2021). Public support of innovative activity in small and large firms in Mexico. *Small Business Economics*, <https://doi.org/10.1007/s11187-021-00517-1>.

## **Abstract**

The National Science and Technology Council (CONACYT) was established in 1970 by the Mexican government. CONACYT was formed to promote the scientific development and technological modernization of Mexico through developing high-level human resources, encouraging research projects, and disseminating scientific/technological information. In 2009, CONACYT launched the Innovation Stimulus Program (PEI) to foster enterprises' innovation activities and to encourage collaboration on innovation activities among firms and between firms and public research institutes and higher education institutions. Based on an analysis of project data from the PEI program over the years 2009 through 2014 we found that large firms are more innovative than small firms. And, firms that are more innovative are those that had prior funded research, collaborated with universities in the funded research project, added new employees during the research project, and faced larger markets for their innovations.

**Keywords:** Public program evaluation, innovation, R&D, Mexico

**JEL Codes:** O31, O38, O25, O54, H32

# Public Support of Innovative Activity in Small and Large Firms in Mexico

## I. Introduction

The National Science and Technology Council (Consejo Nacional de Ciencia y Tecnología, CONACYT) was established in 1970 by the Mexican government under the leadership of President Luis Echeverría-Álvarez. CONACYT was a public and decentralized program to promote the scientific development and technological modernization of Mexico through developing high-level human resources, encouraging research projects, and disseminating scientific/technological information (Crespi and Dutrénit, 2013). CONACYT was responsible for the elaboration of science and technology policies in Mexico.

Since the promulgation of the Law to Enhance and Promote Science and Technology in 1999, CONACYT established a variety of programs to support innovative activity in both the public and private sectors (Dutrénit et al., 2010). According to CONACYT (2018, p. 19), the nature of these programs was to solve at least three market failures related to (a) costs of asymmetric/incomplete information about R&D investment; (b) internationalization and learning costs associated with the pioneer inventor that generate positive externalities to followers; and (c) the lack of coordination costs between private and public partnerships, affecting the R&D processes.

From 2001 to 2009, CONACYT implemented a number of programs to enhance science and technology in the country, including a research and development (R&D) tax incentive program that was active from 2001 to 2009 (OECD, 2013).<sup>1</sup> However, this fiscal stimulus program was re-designed to direct transfer modality given the low business productivity derived from their low private investments and critical problems across the education-science-technology-innovation chain. After the expiration of the tax incentive program, CONACYT launched the

---

<sup>1</sup> See Cunningham and Link (2021) for a comparative analysis of tax incentive programs among OECD and other countries.

Innovation Stimulus Program (Programa de Estímulos a la Innovación, PEI)<sup>2</sup> in 2009 to foster innovative activity. More specifically (OECD, 2013, p. 44):

[The PEI program] has two main objectives: to foster enterprises' innovation activities through the provision of subsidies for R&D and innovation-related costs, including those pertaining to the training and incorporation of highly skilled human resources; to encourage collaboration among firms and between firms and public research institutes (PRIs) and HEIs [higher education institutions] on research and innovation activities.

As inferred from the quoted passage above, the PEI program represented a public-private R&D partnership. Over the period 2009 to 2014, to which the data below relate, about 9.5 billion pesos (over \$460 million in nominal U.S. dollars) were invested through the PEI program. Of this amount, about 47.5 percent came from the funded firms, about 33.4 percent came from the government, and about 19.2 percent came from PRIs and HEIs (hereafter, simply from the universities). From 2009 to 2018, the PEI supported nearly 6,000 applied research projects or/and prototype projects (Villarreal et al., 2019).

Although the PEI program ended in 2018 (Roces, 2018) because of the CONACYT's budget re-assignment and discontinuity of its trust fund during the 2018-2024 Mexican Administration, it remains as a reference for future administrations in Mexico and in other emerging countries, such as the APEC countries, to emulate innovation (Crespi and Dutrénit, 2013; Pastor et al., 2017; APEC, 2018; CONACYT, 2018).<sup>3</sup>

Three years after the end of the PEI program and discontinuity of the Mexican Entrepreneurship Institute (INADEM), the Mexican Innovation and Entrepreneurship Eco-systems still is attracting many Latin-American inventors and entrepreneurs (CORFO, 2020, p. 1):

---

<sup>2</sup> Similar innovation stimulus programs have been implemented in Canada (NCR-IRAP innovation assistance program for over 70 years), Ireland (Enterprise Ireland's Innovation Vouchers Program established in 2007), Saudi Arabia (Cooperative technological innovation centers since 2012), and the United Kingdom (Innovation Vouchers for SMEs established in 2007) (CONACYT, 2018).

<sup>3</sup> Different Mexican incentives and social programs have been replicated in multiples countries in Latin-America, Asia and Africa (The World Bank, 2014).

Mexico is an important destination for innovation, technology and entrepreneurship in Latin America. If investors or entrepreneurs reach the Mexican market, they will have resources, a qualified workforce, the ability to reach other countries, and most importantly, they will be able to generate intelligence and added value for their solutions.

Surprisingly, however, innovation activity associated with PEI has yet to be documented in any systematic manner. As well, one is hard pressed to identify in the academic literature empirical studies of innovative activity in Mexico.<sup>4</sup> Given the lack of comparable information, only a few studies have evaluated the impact of technology development funds (TFD) or support programs in Latin-American economies through the benchmarking of national innovation surveys (e.g., Hall and Maffioli, 2008; ITAM, 2008; Bogliacino et al., 2012; Crespi & Zuniga, 2012). This paper begins to fill that void through an empirical analysis of available project data from the PEI program over the years 2009 through 2014.<sup>5</sup>

The remainder of this paper is outlined as follows. In Section II, we describe data on 683 PEI program funded firms that pertain to the innovation success of each project. In Section III, we offer an econometric model to describe covariates with the innovation success of each project, and we present our empirical findings. The paper concludes in Section IV with a discussion of our findings in light of the purposes of the PEI program to foster innovation and to encourage collaboration among firms and between firms and PRIs and HEIs.

## **II. Description of the Data**

Administrators at CONACYT graciously provided information on the 683 firms that received research support from the PEI program during the period 2009 through 2014. The information

---

<sup>4</sup> In fact, our review of the academic literature identified only two published empirical studies on innovative activity in South American countries. One study focused on Brazil (Frank et al., 2016) and the other study focused on Argentina (Chudnovsky et al., 2006).

<sup>5</sup> This paper is not an assessment of the PEI program because we do not have comparative information about the innovative activity of firms that applied for PEI support but did not receive it. We urge the reader to view this paper as a source of descriptive information about the PEI program in an effort to provide information for other such programs in Mexico or in other countries.

provided relates to all firms that received two or more awards during that period.<sup>6</sup> In this paper, we rely on detailed firm information and funding information for each firm's most recent award, and we rely on information about whether the funded firm received any previous awards from the PEI program.

The 683 funded firms are located within the eight geographic regions of Mexico. Table 1 shows the states that are in each of the eight geographic regions.

Insert Table 1 about here

Fundamental to this paper is a measure of the innovative output from a PEI funded project. In the CONACYT dataset, innovative activity is quantified through a self-reported variable that measures whether or not a new product, a new process, or a new service was introduced to the market from the year-long funded research project. We define the variable *Innovation* to equal 1 if the firm reported that it introduced at least 1 new product, new process, or new service to the market from its PEI funded project and 0 otherwise.

Figure 1 shows, by geographic region, the percent of firms that were so defined as being innovative based on the information provided for their most recent PEI funded project. Conspicuous in Figure 1 is the relatively low innovation percentage rate in the South Pacific region when in fact, as shown in Figure 2, the mean level of government research support to firms in that region is higher than in any other region. One possible explanation for this observation from Figure 1 is that the South Pacific region is less economically well off than other regions, as measured in terms of the percent of the population that is classified as living in poverty, and thus markets for new products, new processes, or new services are smaller and/or less developed so market innovations are in less demand in comparison to other regions in Mexico.<sup>7</sup> See Figure 3.

---

<sup>6</sup> The reason for CONACYT delimiting the dataset was to provide information on the most recent award as well as information on previous awards received for comparative purposes.

<sup>7</sup> The percent of the population in poverty is defined as the percent of the population that cannot buy the basic food basket with their work income. This definition comes from the code book for the PEI project data.

Insert Figures 1, 2, and 3 about here

Another possible explanation for the relatively low innovation percentage in the South Pacific region is related to the relatively large percentage of small PEI funded firms in that region. As shown in Figure 4, the South Pacific region has the largest percentage of small firms (i.e., firms with fewer than 50 employees; see the Note to Figure 4) and the smallest percentage of large firms of any region in Mexico. The premise is that larger firms are more innovative due to a greater endowment of human capital and experiential capital (e.g., Link and Oliver, 2020; Link and Cunningham, 2021). The variable that is discussed below to quantify firm size is *Large Firm*. *Large Firm* equals 1 if the firm has more than 50 employees at the time of funding and 0 if not.<sup>8</sup>

Insert Figure 4 about here

Given *Innovation* as the focal variable, that is a variable related to a market-based measure of the innovation success of the PEI program, there are other possible covariates with *Innovation* that are considered in this paper in addition to firm size.<sup>9</sup>

A second possible covariate with *Innovation* relates to prior innovation success. All of the firms in the sample had received at least one previous PEI research award. The number of previous awards in the sample ranges from 1 through 30. Information was provided as to the innovation success of the firms' previous research projects, that if a previous project resulted in an innovation as defined by *Innovation*. From this information, *Prior Innovation Success* is calculated as the number of previous PEI funded projects that resulted in introducing to the market a new product, a new process, or a new service and 0 otherwise. To the extent that success breeds success, and building on prior research (Link and Ruhm, 2009; Link and Scott,

---

<sup>8</sup> The actual number of employees was not available in the CONACYT data; only a categorical size variable was available.

<sup>9</sup> The number of such variables is constrained by information in the CONACYT dataset provided to us.



2009, 2010), we hypothesize a positive relationship between *Innovation* and *Prior Innovation Success*.

A third possible covariate with *Innovation* is the research budget for each firm's most recent PEI funded project. There are three components to a firm's research budget. There is the firm's contribution; a research partner's (i.e., a university research partner's) contribution, which in a few cases is 0; and the direct contribution by the PEI program (i.e., the government's contribution), which was shown in Figure 4. Based on the extant literature (e.g., Audretsch and Link, 2018a, 2018b; Bednar et al., 2021; Boles and Link, 2017; Gicheva and Link, 2016; Link et al., 2020; Link and Ruhm, 2009; Link and Scott, 2009, 2010; Protogerou et al. 2017) that a research budget is an input to a firm's (or an economic unit's) technical capital and thus an input related to its research success, we hypothesize a positive relationship between *Innovation* and the total research budget of the project, *Research Budget*.

A fourth possible covariate with *Innovation* relates to the percent of the research budget that is directly funded by university research partners, *University Percent*. The primary motivation for considering this variable is that encouraging research partnerships with universities is part of the purpose statement of PEI funded research. It logically follows to ask the question about how such research partnerships affect innovative behavior. However, we do not hypothesize the directional relationship between *Innovation* and *University Percent*.

A final possible covariate relates to the firm's ability to acquire additional human capital during the research process. If the firm hires additional workers, which enriches the human capital base of the firm, one might expect, based on the extant literature (e.g., Link and Scott, 2009, 2010), that such greater human capital within the firm, *New Employees*, will be positively related to *Innovation*.

Each of these covariate variables is defined in Table 2 and is considered in the empirical analysis below. In addition, several control variables are considered. One set of controls examines regional effects, and another set of controls examines the industrial sector in which the firm operates.

Insert Table 2 about here

Regional effects are controlled for in three ways. First, regional fixed effects are controls for through regional dummy variables such as *RI Dmy* for firms in the North region and so forth; see Table 1 for the numbering sequence. Second, regional fixed effects are replaced by the population of the state, which proxies the size of the market, *State Population*. And third, regional fixed effects are replaced by the population in each state that lives in poverty, *State Population Not in Poverty*, which is also a proxy for the size of the market.

Figure 5 shows the distribution of firms by their industrial sector. The five industrial sectors most highly represented are information technology, food, chemistry, farming, and automotive. Industrial fixed effects are controlled for through the variables *Information Technology Dmy*, *Food Dmy*, *Chemistry Dmy*, *Farming Dmy*, and *Automotive Dmy*.

Insert Figure 5 about here

Descriptive statistics on all of the variables are in Table 3.

Insert Table 3 about here

### **III. Empirical Analysis**

The marginal effects associated with three Probit models are presented in Table 4. The results in column (1) relate to the model with regional fixed effects, the results in column (2) related to the model that replaces regional effects with the population of the state in which the firm is located, and the results in column (3) relates the population of the state in which the firm is located with the population of the state that does not live in poverty.

Insert Table 4 about here

The three Probit specifications are robust in terms of the size of the estimated marginal effects and their significance.<sup>10</sup> Large firms are more innovative than small firms, as hypothesized, although the estimated marginal effect is only marginally significant.

Prior research success is related to innovative activity. The estimated marginal effect of *Prior Research Success* is positive, as hypothesized, and it is highly significant. Contrary to our hypotheses and to segments in the R&D-to-innovation literature (e.g., Link and Scott, 2009, 2010), the size of a firm's project research budget is not significantly related to the firm's innovative activity. One interpretation of this findings is that research success breeds research success. However, to the extent that the firm's prior research success is related to its currently funded project, the firm's future innovative research might similarly follow. Thus, in a path dependent manner, in the sense of Nelson and Winter (1982), the firms' efforts toward future entrepreneurial actions might be dampened.

Although we did not offer a hypothesis about the directional relationship between the percent of the project's budget that came from universities, the estimated marginal effects are positive, and they are marginally significant in the specifications reported in columns (2) and (3). To the extent that collaboration with a university represents an expansion of the firm's entrepreneurial ecosystem, the firm's future entrepreneurial insight might be broadened (Cho, Ryan, and Buciuni, 2021).<sup>11</sup>

Those firms that added employees to their research project are also those firms that were more innovative, as hypothesized. The estimated marginal effects on *New Employees* is positive and highly significant.

---

<sup>10</sup> In separate models, *Research Budget* was measured as a natural logarithm to account for non-linearity, but the estimated marginal effects were not significant at a conventional level. These results are available from the authors on request.

<sup>11</sup> Perhaps, and this is beyond the scope of this paper, a firm that expands its entrepreneurial ecosystem might, purposively or not, develop an economic force that offsets any narrowing of its entrepreneurial actions associated with its tendency to pursue a path dependent research agenda. Relatedly, see de Fuentes, Santiago, and Temel (2021).

Finally, none of the regional or industrial control variables are significant, although the estimated marginal effect of *State Population* (column (2)) and *State Population Not in Poverty* (column (3)) is positive and significant at the 0.20-level.

#### **IV. Concluding Remarks**

This paper is the first systematic study of the innovation impact of a government-sponsored research program in a developing country; Mexico.<sup>12</sup> As such, our findings should be interpreted with caution for at least three reasons. First, there are no other empirical studies to which to compare our findings. Second, the CONACYT data made available were limited in the scope of how an innovation was defined. And third, data were available only on funded research projects so no comparisons to unfunded projects were possible.

Caveats aside, our findings compare well with other studies of government-sponsored research. To summarize, we found that large firms are more innovative than small firms. And, firms that are more innovative are those that had prior research, collaborated with universities in the funded research project, added new employees during the research project, and faced larger markets for their innovations.

To the extent that policy makers associate innovative activity with economic growth and development in their country, other countries similar to Mexico might view the PEI funding program to be a viable element of growth strategy.<sup>13</sup> And if they do, the findings in this paper might provide an initial indication about those firms that will have a greater innovation-related response to the public funding to support their research.

---

<sup>12</sup> There are other studies of the impact of publicly funded research on innovative behavior in developed countries. See for example, studies related to the U.S. Small Business Innovation Research (SBIR) program: Audretsch, Link, and Scott (2002); Leyden and Link (2015); Link and Oliver (2020); and Link and Scott (2010). Relatedly, see Link (2021) on innovations resulting from publicly funded R&D performed in U.S. federal laboratories.

<sup>13</sup> See, for example, Goel and Nelson (2021) for a multinational analysis in which Mexico is one of the countries considered.

Table 1  
Regions of Mexico and the States within Each Region

<u>North Region</u>
Coahuila
Chihuahua
Durango
San Luis Potosí
Zacatecas
<u>South Central Region</u>
Ciudad de México
Hidalgo
México
Morelos
Puebla
Querétaro
Tlaxcala
<u>Northeast Region</u>
Nuevo León
Tamaulipas
<u>Northwest Region</u>
Baja California
Baja California Sur
Nayarit
Sinaloa
Sonora
<u>Central West Region</u>
Aguascalientes
Colima
Guanajuato
Jalisco
Michoacán de Ocampo
<u>South Pacific Region</u>
Chiapas
Guerrero
Oaxaca
<u>Gulf of Mexico Region</u>
Tabasco
Veracruz de Ignacio de la Llave
<u>Yucatan Peninsula Region</u>
Campeche
Quintana Roo
Yucatán

Figure 1  
Percent of PEI Program Funded Firms that Innovated, by Geographic Region (n=683)

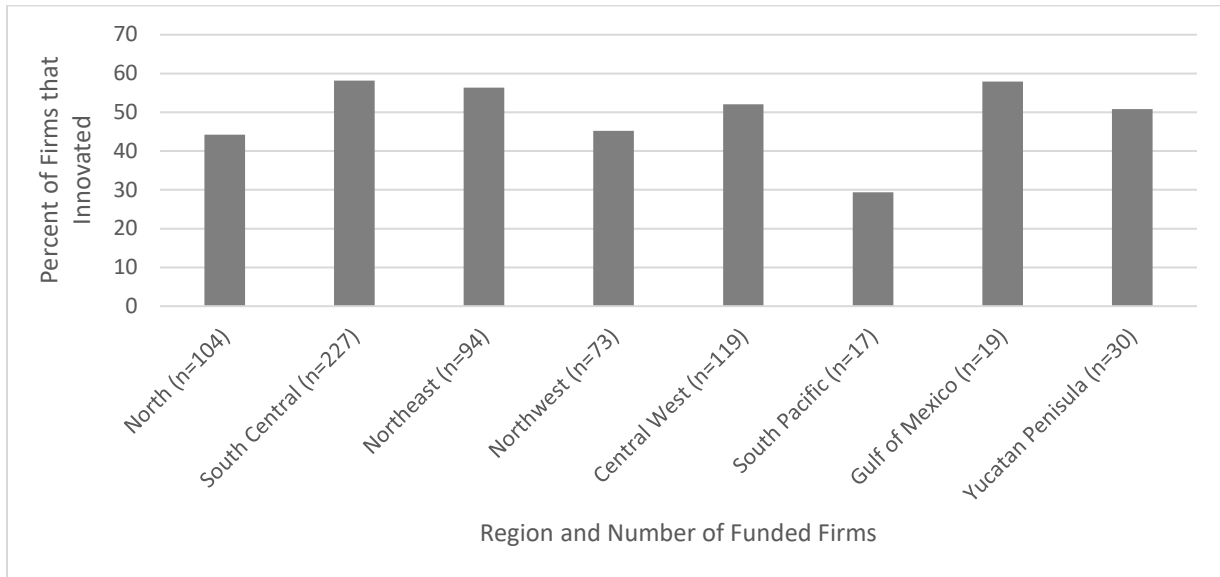


Figure 2  
Mean Level of Direct PEI Program Support to Firms, by Region (n=683)

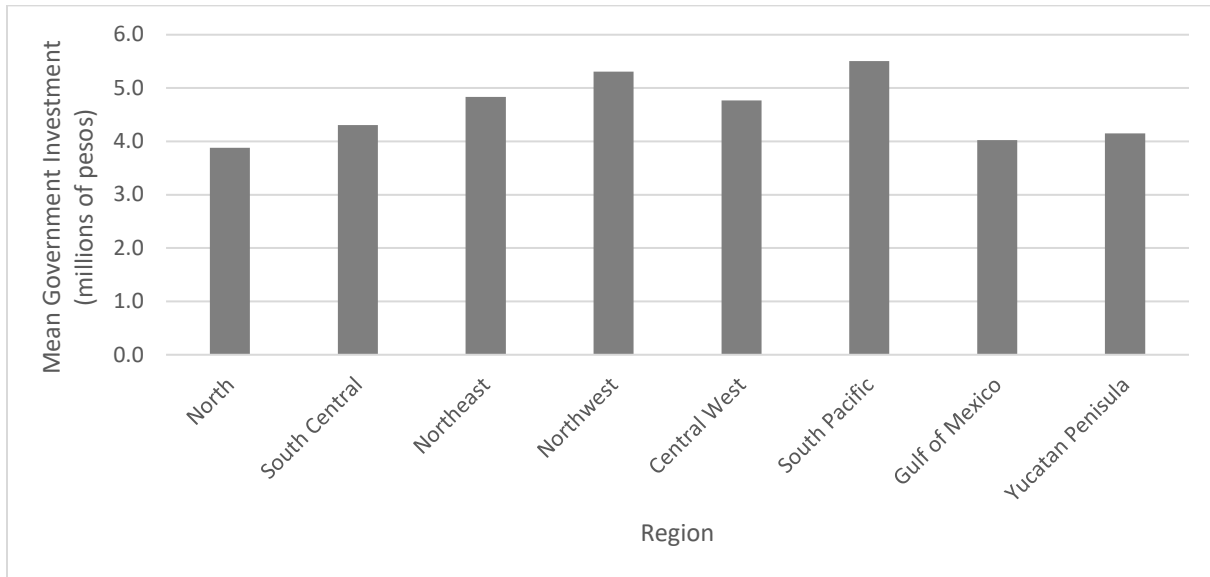


Figure 3  
Percent of Population Living in Poverty, by Region

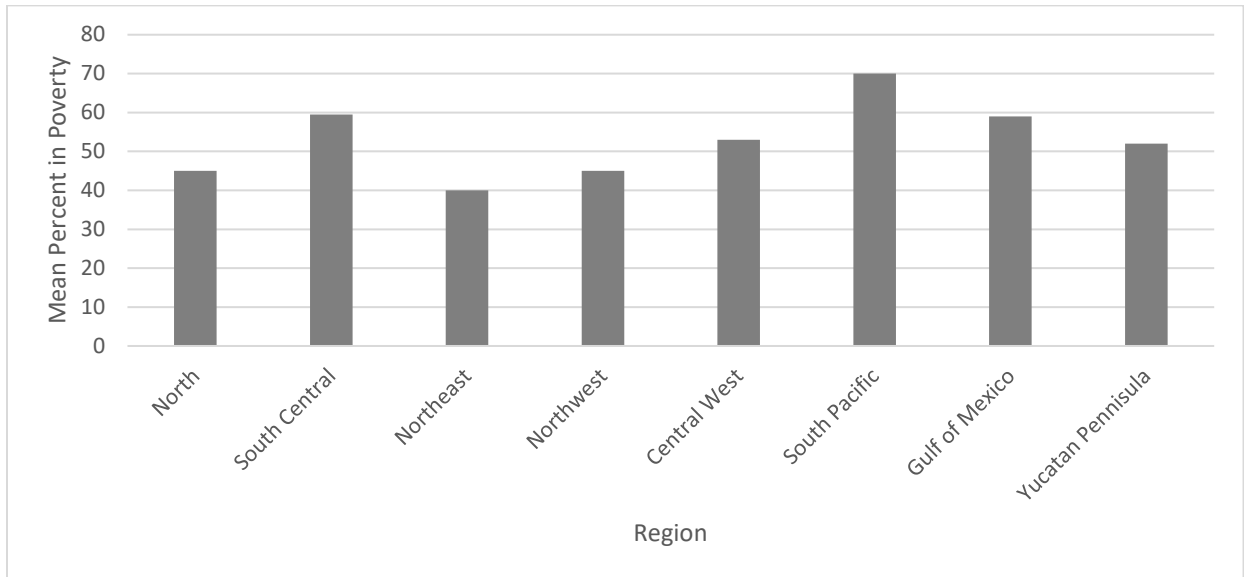
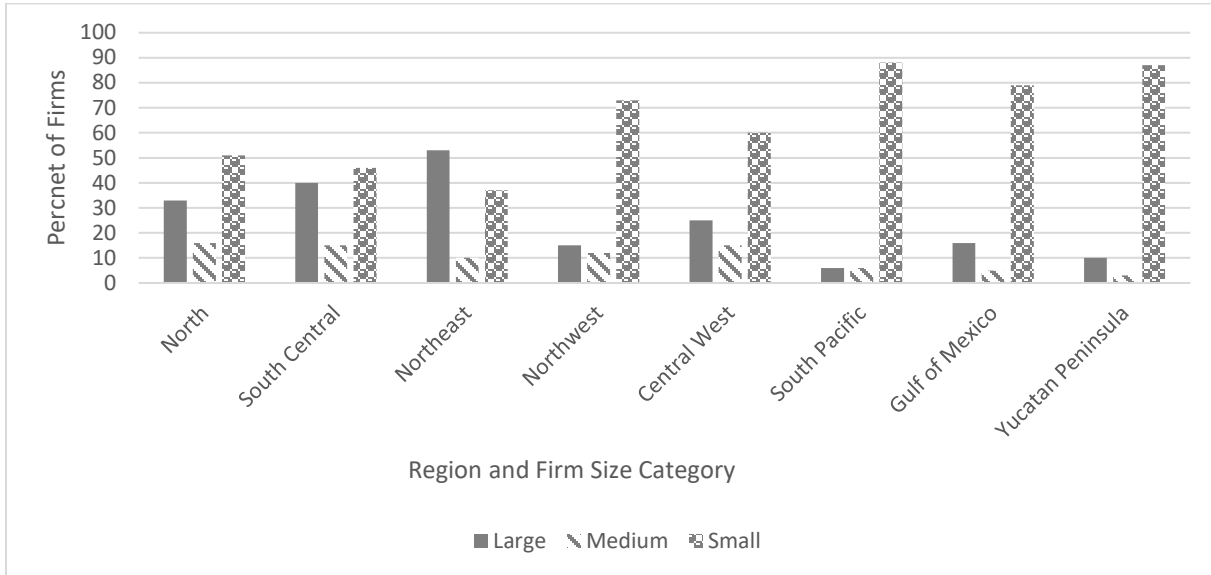




Figure 4  
 Distribution of PEI Funded Firms, by Size of Firm by Region (n=683)



Note: CONACYT defines a small or a micro firm, hereafter a small firm, as one with 50 or fewer employees, a medium sized firm is one with 51 to 250 employees, and a large firm is one with more than 250 employees.

Table 2  
Definition of Variables

Economic Variable	Definition
<i>Innovation</i>	=1 if the firm introduced to the market based on its most recent PEI funded project a new product, a new process, or new service; 0 otherwise
<i>Large Firm</i>	=1 if the firm had at the time of its most recent PEI funded project more than 50 employees; 0 otherwise
<i>Prior Innovation Success</i>	=1 if the firm had previous research projects funded by PEI that resulted in an innovation (as defined by <i>Innovation</i> )
<i>Research Budget</i>	= the total amount of research funding for the firm's most recent PEI funded project (millions 2014 constant pesos)
<i>University Percent</i>	= the percent of total research funding for the firm's most recently funded project from university research partners
<i>New Employees</i>	=1 if the firm hired any new employees during its most recent PEI funded project; 0 otherwise
Control Variable	
<i>R1 Dmy</i>	=1 if the firm is located in the North geographic regions; 0 otherwise
<i>R2 Dmy</i>	=1 if the firm is located in the South Central geographic regions; 0 otherwise
<i>R3 Dmy</i>	=1 if the firm is located in the Northeast geographic regions; 0 otherwise
<i>R4 Dmy</i>	=1 if the firm is located in the Northwest geographic regions; 0 otherwise
<i>R5 Dmy</i>	=1 if the firm is located in the Central West geographic regions; 0 otherwise
<i>R6 Dmy</i>	=1 if the firm is located in the South Pacific geographic regions; 0 otherwise
<i>R7 Dmy</i>	=1 if the firm is located in the Gulf of Mexico geographic regions; 0 otherwise
<i>R8 Dmy</i>	=1 if the firm is located in the Yucatan Peninsula geographic regions; 0 otherwise
<i>State Population</i>	=population in each state in millions based on the 2010 Mexican census
<i>State Population Not in Poverty</i>	= <i>State Population</i> multiplied by the percent of a state's population that is classified as not living in poverty (see Figure 3)
<i>Information Technology Dmy</i>	=1 if the firm operates in the information technology industry; 0 otherwise
<i>Food Dmy</i>	=1 if the firm operates in the food industry; 0 otherwise
<i>Chemistry Dmy</i>	=1 if the firm operates in the chemistry industry; 0 otherwise
<i>Farming Dmy</i>	=1 if the firm operates in the farm industry; 0 otherwise
<i>Automotive Dmy</i>	=1 if the firm operates in the automotive industry; 0 otherwise

Figure 5  
 Distribution of PEI Funded Firms, by Industry (n=683)

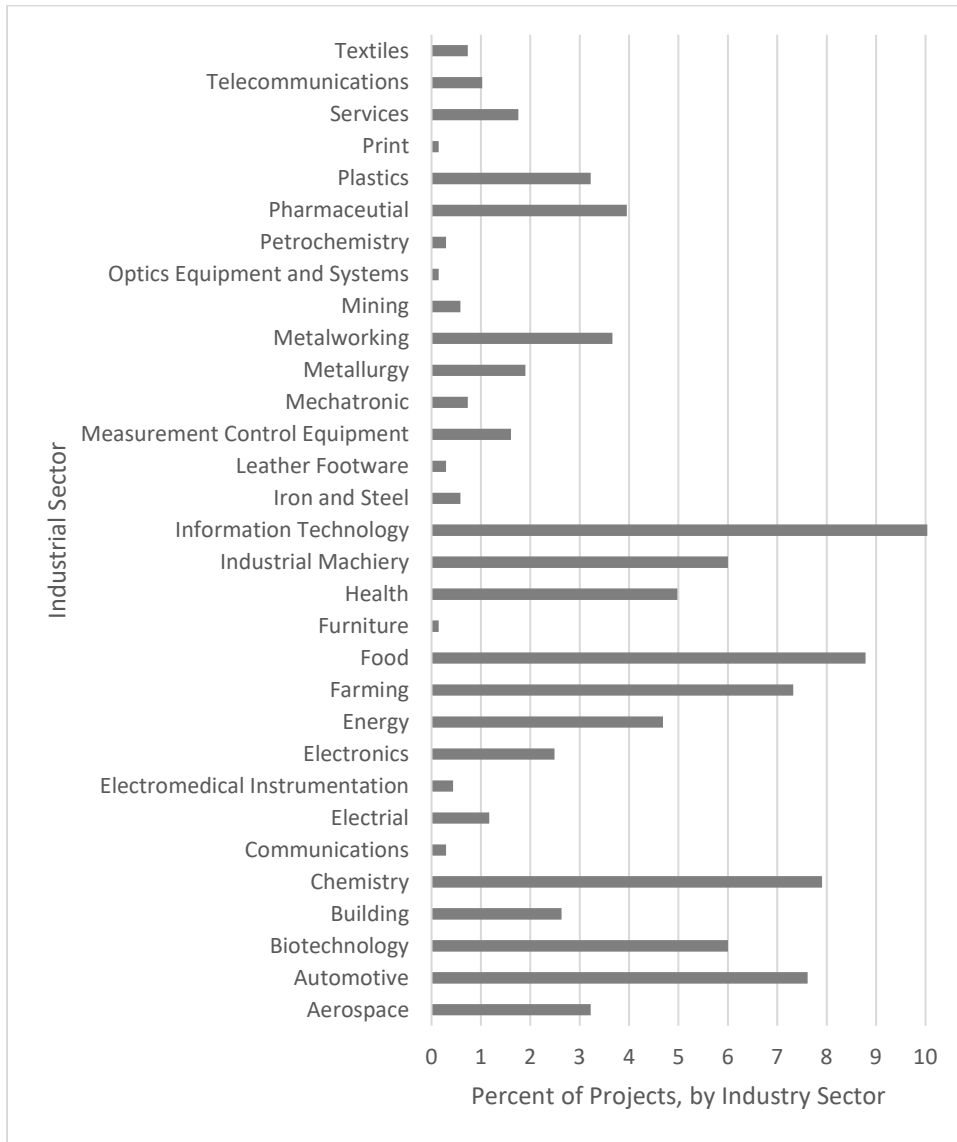


Table 3  
Descriptive Statistics on the Variables in Table 2 (n=683)

	Mean	Standard Deviation	Range
<b>Economic Variable</b>			
<i>Innovation</i>	0.523	0.500	0/1
<i>Large Firm</i>	0.455	0.488	0/1
<i>Prior Innovation Success</i>	0.621	0.486	0/1
<i>Research Budget</i>	13.915	14.725	0.55 – 180
<i>University Percent</i>	19.166	13.438	0 – 65.02
<i>New Employees</i>	0.387	0.487	0/1
<b>Control Variable</b>			
<i>R1 Dmy</i>	0.152	0.359	0/1
<i>R2 Dmy</i>	0.332	0.471	0/1
<i>R3 Dmy</i>	0.138	0.345	0/1
<i>R4 Dmy</i>	0.107	0.309	0/1
<i>R5 Dmy</i>	0.174	0.380	0/1
<i>R6 Dmy</i>	0.025	0.156	0/1
<i>R7 Dmy</i>	0.028	0.165	0/1
<i>R8 Dmy</i>	0.044	0.205	0/1
<i>State Population</i>	5.132	3.527	0.64 – 15.18
<i>Poverty</i>	52.010	7.968	40 – 70
<i>Information Technology Dmy</i>	0.157	0.364	0/1
<i>Food Dmy</i>	0.088	0.283	0/1
<i>Chemistry Dmy</i>	0.079	0.270	0/1
<i>Farm Dmy</i>	0.073	0.261	0/1
<i>Automotive Dmy</i>	0.076	0.265	0/1

Table 4

Marginal Effects from Probit Regression Models (n=683), Dependent variable = *Innovation*

Independent Variable	(1)	(2)	(3)
<i>Large Firm</i>	0.054*	0.054*	0.054*
<i>Prior Research Success</i>	0.025****	0.025****	0.025****
<i>Research Budget</i>	0.001	0.001	0.001
<i>University Percent</i>	0.002*	0.002*	0.002*
<i>New Employees</i>	0.403****	0.403****	0.403****
<i>R1 Dmy</i>	-0.064	--	--
<i>R2 Dmy</i>	-0.008	--	--
<i>R3 Dmy</i>	-0.014	--	--
<i>R4 Dmy</i>	-0.071	--	--
<i>R5 Dmy</i>	-0.026	--	--
<i>R6 Dmy</i>	-0.139	--	--
<i>R7 Dmy</i>	0.058	--	--
<i>State Population</i>	--	0.006	--
<i>State Population Not in Poverty</i>	--	--	0.015
<i>Information Technology Dmy</i>	0.019	0.019	0.019
<i>Food Dmy</i>	-0.038	-0.038	-0.038
<i>Chemistry Dmy</i>	0.089	0.089	0.089
<i>Farm Dmy</i>	0.044	0.044	0.044
<i>Automotive Dmy</i>	-0.059	-0.059	-0.059
Pseudo log-likelihood	-367.19	-368.26	-368.20
Wald $\chi^2$	183.35****	182.61****	182.70****
Pseudo R <sup>2</sup>	0.221	0.221	0.221

Note: \*\*\*\* significant at .01-level, \*\*\* significant at .05-level, \*\* significant at .10-level, \* significant at .15-level

## References

- APEC (2018). *Knowledge Transfer Best Practices between APEC Economies*, Lima: APEC.
- Audretsch, David B. and Albert N. Link (2018a). “Innovation Capital,” *Journal of Technology Transfer*, 43: 1760–1767.
- Audretsch, David B. and Albert N. Link (2018b). *Sources of Knowledge and Entrepreneurial Behavior*, Toronto: University of Toronto Press.
- Audretsch, David B., Albert N. Link, and John T. Scott (2002). Public/Private Technology Partnerships: Evaluating SBIR-Supported Research, *Research Policy*, 31: 145–158.
- Bednar, Steven, Dora Gicheva, and Albert N. Link (2021). “Innovative Activity and Gender Dynamics,” *Small Business Economics*, 56: 1591–1599.
- Bogliacino, Francesco, Giulio Perani, Mario Pianta, and Stefano Supino (2012). “Innovation and Development: The Evidence from Innovation Surveys,” *Latin American Business Review*, 13: 219–226
- Boles, James and Albert N. Link (2017). “On the R&D/Marketing Interface in Knowledge Intensive Entrepreneurial Firms,” *International Entrepreneurship and Management Journal*, 13: 943–952.
- Cho, Daniel Sunghwan, Paul Ryan, and Giulio Buciuni (2021). “Evolutionary Entrepreneurial Ecosystems: A Research Pathway,” *Small Business Economics*, DOI: 10.1007/s11187-021-00487-4.
- Chudnovsky, Daniel, Andrés López, and Germán Pupato (2006). “Innovation and Productivity in Developing Countries: A Study of Argentine Manufacturing Firms’ Behavior (1992-2001),” *Research Policy*, 35: 266–288.
- CONACYT (2018). Programa de Estímulos a la Investigación, Desarrollo Tecnológico e Innovación. Resultados y casos de éxito. Mexico: CONACYT.  
[https://www.conacyt.gob.mx/images/pdfs\\_conacyt/PEI/Obtencion\\_de\\_Resultados\\_y\\_Casos\\_de\\_Exito.pdf](https://www.conacyt.gob.mx/images/pdfs_conacyt/PEI/Obtencion_de_Resultados_y_Casos_de_Exito.pdf).
- CORFO (2020). México un Ecosistema de Gran Envergadura que Atrae a los Postulantes de GoGlobal, Santiago: CORFO.

- Crespi, Gustavo and Gabriela Dutrénit (2013). “Políticas de Ciencia, Tecnología e Innovación para el Desarrollo: La Experiencia Latinoamericana, Mexico,” Foro Consultivo Científico y Tecnológico, A.C. [http://www.foroconsultivo.org.mx/libros\\_editados/politicas\\_de\\_cti.pdf](http://www.foroconsultivo.org.mx/libros_editados/politicas_de_cti.pdf).
- Crespi, Gustavo and Pluvia Zuniga (2012). “Innovation and Productivity: Evidence from Six Latin American Countries,” *World Development*, 40: 273–290.
- Cunningham, James A. and Albert N. Link (2021). *Technology and Innovation Policy: An International Perspective*, Northampton, MA: Edward Elgar.
- de Fuentes, Claudia, Fernando Santiago, and Serdal Temel (2021). “Perception of Innovation Barriers by Successful and Unsuccessful Innovators in Emerging Economies,” *Journal of Technology Transfer*, 45:1283–1307.
- Dutrénit, Gabriela, Mario Capdevielle, Juan Manuel Corona, Martín Puchet Anyul, Fernando Santiago, and Alexandre O. Vera-Cruz, A. (2010). “El Sistema Nacional de Innovación Mexicano: Estructuras, Políticas, Desempeño y Desafíos,” University Library of Munich, Germany.
- Frank, Alejandro Germán, Marcelo Nogueira Cortimiglia, Jose Luis Duarte Ribeiro, Lindomar Subtil de Oliveira (2016). “The Effect of Innovation Activities on Innovation Outputs in the Brazilian Industry: Market-Oriented vs. Technology Acquisition Strategies,” *Research Policy*, 45: 577–592.
- Gicheva, Dora and Albert N. Link (2016). “On the Economic Performance of Nascent Entrepreneurs,” *European Economic Review*, 86: 109–117.
- Goel, Rajeev K. and Michael A. Nelson (2021). “How Do Firms Use Innovations to Hedge against Economic and Political Uncertainty? Evidence from a Large Sample of Nations,” *Journal of Technology Transfer*, 46: 407–430.
- Hall, Bronwyn H., and Alessandro Maffioli, (2008). “Evaluating the Impact of Technology Development Funds in Emerging Economies: Evidence from Latin America,” *The European Journal of Development Research*, 20: 172–198.
- ITAM (2008). “Evaluación de Impacto de los Programas Orientados a la Innovación en las Empresas,” Mexico City: Instituto Tecnológico Autónomo de México (ITAM).
- Leyden, Dennis Patrick and Albert N. Link (2015). *Public Sector Entrepreneurship: U.S. Technology and Innovation Policy*, New York: Oxford University Press.

- Link, Albert N. (2021). “Knowledge Transfers from Federally Funded Research and Development Centers,” *Science and Public Policy*, DOI: 0.1093/scipol/scab029.
- Link, Albert N. and Zachary T. Oliver (2020). *Technology Transfer and U.S. Public Sector Innovation*, Northampton, MA: Edward Elgar.
- Link, Albert N. and Christopher J. Ruhm (2009). “Bringing Science to Market: Commercializing from NIH SBIR Awards,” *Economics of Innovation and New Technology*, 18: 381–402.
- Link, Albert N. and James A. Cunningham (2021). *Advanced Introduction to Technology Policy*, Northampton, MA: Edward Elgar.
- Link, Albert N. and John T. Scott (2009). “Private Investor Participation and Commercialization Rates for Government-Sponsored Research and Development: Would a Prediction Market Improve the Performance of the SBIR Programme?” *Economica*, 76: 264–281.
- Link, Albert N. and John T. Scott (2010). “Government as Entrepreneur: Evaluating the Commercialization Success of SBIR Projects,” *Research Policy*, 39: 589–601.
- Link, Albert N. Cody A. Morris, and Martijn van Hasselt (2020). “The Impact of the Third Sector of R&D on the Innovative Performance of Entrepreneurial Firms,” *Small Business Economics*, DOI: 10.1007/s11187-020-00354-8.
- Nelson, Richard R. and Sidney G. Winter (1982). *An Evolutionary Theory of Economic Change*, Cambridge, MA: The Belknap Press of Harvard University Press.
- OECD (2013). *OECD Reviews of Innovation Policy Knowledge-based Start-ups in Mexico*, Paris: OECD
- Pastor, María del Pilar, Paola Isabel Rodríguez, and Adriana Eugenia Ramos (2017). “Efectos del financiamiento público a la innovación: perspectiva microeconómica a partir de un estudio en pequeñas empresas,” *Región y Sociedad*, 29: 203–229.
- Protogerou, Aimilia, Yannis Caloghirou, and Nicholas S. Vonortas (2017). “Determinants of Young Firms’ Innovative Performance: Empirical Evidence from Europe,” *Research Policy*, 46: 1312–1326.
- Roces, María Elena Álvarez-Buylla (2018). “Plan de Reestructuración Estratégica del Conacyt para Adecuarse al Proyecto Alternativo de Nación (2018-2024),” presentado por MORENA. México, DF: Sociedad Mexicana de Ciencias Fisiológicas.



The World Bank (2014). A Model from Mexico for the World. Washington: World Bank.  
<https://www.worldbank.org/en/news/feature/2014/11/19/un-modelo-de-mexico-para-el-mundo>.

Villarreal, Edna M., Bruno Cuen, and Rubén Alán García (2019). “Programa de Estímulos a la Investigación, Desarrollo Tecnológico e Innovación (PEI) en México 2009-2017,” Explorando la gestión de las últimas tendencias tecnológicas que están transformando el mundo, PUCP ISBN, 978–612.