



LJMU Research Online

Adamson, K, Lane, TP, De Meyer, K, Carney, M, Oppenheim, L, Panitz, S, Price, H, Smith, E and Watson, G

Enhancing Physical Geography schools outreach: insights from co-production and storytelling narratives

<http://researchonline.ljmu.ac.uk/id/eprint/15132/>

Article

Citation (please note it is advisable to refer to the publisher's version if you intend to cite from this work)

Adamson, K, Lane, TP, De Meyer, K, Carney, M, Oppenheim, L, Panitz, S, Price, H, Smith, E and Watson, G (2021) Enhancing Physical Geography schools outreach: insights from co-production and storytelling narratives. Progress in Physical Geography. ISSN 0309-1333

LJMU has developed **LJMU Research Online** for users to access the research output of the University more effectively. Copyright © and Moral Rights for the papers on this site are retained by the individual authors and/or other copyright owners. Users may download and/or print one copy of any article(s) in LJMU Research Online to facilitate their private study or for non-commercial research. You may not engage in further distribution of the material or use it for any profit-making activities or any commercial gain.

The version presented here may differ from the published version or from the version of the record. Please see the repository URL above for details on accessing the published version and note that access may require a subscription.

For more information please contact researchonline@ljmu.ac.uk

<http://researchonline.ljmu.ac.uk/>



Enhancing physical geography schools outreach: Insights from co-production and storytelling narratives

Progress in Physical Geography

1–24

© The Author(s) 2021



Article reuse guidelines:

sagepub.com/journals-permissions

DOI: 10.1177/03091333211017698

journals.sagepub.com/home/ppg**Kathryn Adamson** 

Manchester Metropolitan University, Manchester, UK

Timothy Lane

Liverpool John Moores University, Liverpool, UK

Kris De Meyer

King's College London, London, UK

Matthew Carney

Manchester Metropolitan University, Manchester, UK

Leonora Oppenheim

Elio Studio

Sina Panitz

Northumbria University, Newcastle upon Tyne, UK

Hannah Price 

FAAM Airborne Laboratory, Cranfield, UK

Emma Smith

Liverpool John Moores University, Manchester, UK

Gregory Watson

Children's Radio, UK

Abstract

Global environmental change is one of the most pressing issues facing future generations. Equipping schoolchildren with a clear understanding of physical geography is therefore a key educational priority. Effectively engaging schoolchildren with complex scientific ideas can be challenging, but with the appropriate tools, scientists can play a valuable role in developing meaningful science communication experiences. *Climate Explorers* addressed these issues by forging a collaboration between physical geography and social science academics, and 320 UK school students and their teachers in seven primary (elementary) schools. Using

Corresponding author:

Kathryn Adamson, Manchester Metropolitan University, Oxford Road Manchester, M15 6BH, United Kingdom of Great Britain and Northern Ireland.

Email: k.adamson@mmu.ac.uk

insights from co-production techniques and storytelling, the project aimed to 1) produce new open access, online climate science education resources, and 2) test co-production and storytelling approaches to physical geography science engagement. Our findings demonstrated that school children responded especially well to working with 'real life' scientists, where meaningful and memorable educational interactions were forged through the use of narratives, personal experiences and tailored language. Here we summarise our approach, and provide templates that can be readily applied by scientists working across the physical geography spectrum anywhere in the world. The flexibility of the templates means that they can be adapted and developed for a range of formats, from small-scale community workshops to national-scale educational initiatives, for delivery both in-person or online. We hope that our approach will provide a springboard to transform and enhance physical geography science communication more broadly.

Keywords

Schools outreach, science communication, public engagement, physical geography education, climate change

I Introduction

The effects of global environmental change, such as heatwaves, flooding and sea level rise, are already being experienced in some parts of the world (Brechin and Bhandari, 2011; DeConto and Pollard, 2016; Matthews, 2018; Pachauri et al., 2014; Wouters et al., 2017), and will be amongst the most significant global issues facing future generations. Equipping schoolchildren with an early understanding of physical geography, including climate science, is therefore a major educational priority, because increased knowledge of environmental challenges and potential solutions will enhance preparedness (Lawson et al., 2018).

In some national curriculum systems, including the UK, core physical geography issues such as climate science are embedded in secondary/high school level education (12+ years), and supporting resources are widely available, including a range of popular science books, exam revision websites, and magazines. Provision of climate science resources to support formal curricula at the primary/elementary school level (5–12 years) is typically much less developed. A systematic review of the climate education literature uncovered only a small number of initiatives targeted at the primary level (Monroe et al., 2019). This age group is at a critical learning stage when fundamental scientific principles

become embedded in a child's understanding of the world, and children are able to understand experimentation and theory building (Duschl et al., 2007). Lack of knowledge is one of the barriers to meaningful engagement with major issues such as environmental change (Lorenzoni et al., 2007). Recent analysis has shown that emotions also play a role, for example, in determining an individual's support for climate policy (Wang et al., 2018). These ideas are effectively summarised by Baba Dioum: "In the end we will conserve only what we love, we will love only what we understand, and we will understand only what we are taught" (Valenti and Tavana, 2005: 308). Education that develops personalised engagement is therefore key to changing attitudes and behaviour (Cordero et al., 2020; Trott, 2020). With the recent growth in media coverage of environmental issues, the advent of climate school strikes and an increase in environmental activism, it is timely to ensure that the importance of physical geography is well-understood by schoolchildren (Lee et al., 2020, Martiskainen et al., 2020). There are two key challenges to this.

The first is that learners often struggle to reconcile global-scale phenomena with their individual experiences (Van der Linden, 2015). The quantity of information, as well as the negativity of environmental issues, means that audiences can

become anxious, overwhelmed or desensitised and subsequently disengage (Budziszewska and Jonsson, 2021; Clayton, 2020). The complex nature of earth and environmental sciences make them difficult to teach in an engaging and comprehensible way. What is more, teachers do not always have access to positive, solutions-based materials, which are important to make the teaching more effective (Jacobson et al., 2017).

A solution to this educational need, to maximise the role that scientists can play in supporting existing curricula, may lie in the use of ‘co-production’ science engagement techniques: the collaborative production of educational materials between the knowledge providers and recipients (Bateman, 2016). It is based on a recent call to transition from one-way didactic models of science communication (addressing deficits in public knowledge, the ‘deficit model’; VanDyke and Lee, 2020), to a two-way dialogue model (where the public actively contribute to the learning process) (Wibeck, 2014). This aligns with the constructivist theory where knowledge is developed through dialogue-based social interactions (Dillon, 2003). In particular, it has been highlighted that educators should consider an audience’s existing knowledge as a basis for the learning process (Wibeck, 2014). This is especially relevant for global environmental issues, such as climate change, that are interdisciplinary and often perceived as being beyond the scope of individual actions (Findlater et al., 2018; Van der Linden, 2015). By embedding scientific knowledge into everyday experiences, including through the use of images and stories to build relationships with the audience, the message can become more relevant and memorable, and lead to personal action (Bracken et al., 2015; Howarth and Black, 2015; O’Neill and Nicholson-Cole, 2009; VanDyke and Lee, 2020). As identified by Aristotle and, later, Gustav Freytag, a typical story contains a start, middle and an end, known as ‘Freytag’s Triangle’ (Theune et al., 2003). The narrative or ‘dramatic arc’ of the story can take many shapes,

but is usually punctuated by elements that build and resolve tension, including opening narrative hooks to pique the audience’s interest, dramatic incidents, obstacles and problems, action and adventure, and resolutions to overcome adversity (Boyd et al., 2020). Because storytelling is an inherent part of human nature (Boyd et al., 2020), narrative conventions have been highlighted as highly effective vehicles for scientific knowledge exchange (e.g. Dahlstrom, 2014; Green et al., 2018; Topp et al., 2019).

The second challenge is that schools outreach typically takes the form of university academics and professionals delivering workshops in schools, school children visiting a university campus or, increasingly, video links with scientists. As such, these engagements are embedded into already busy school curricula and typically only last the duration of a single class period. It is therefore important to maximise the impact of often time-limited engagement opportunities to ensure knowledge development. Scientists may not have an in-depth knowledge of school curricula, and, due to their training in highly specialised, technical language (Altman et al., 2020), may be at risk of delivering over-complicated material. It has been identified that the scale and content of science communication training varies considerably between institutions (Rodgers et al., 2020; VanDyke and Lee, 2020), and many academics are not confident communicating beyond scientific communities (Rose et al., 2020). Science communication resources that provide practical solutions for a range of audiences could transform the skills and science communication confidence of academics (Altman et al., 2020). Co-production in its purest form relies on continued collaboration between the learner and the educator at multiple stages in the learning process (Brandsen et al., 2018). This approach is often precluded by the logistical constraints outlined above, and is not in itself a prerequisite for effective communication strategies. However, if considered as part of a spectrum from one-way didactic outreach to full

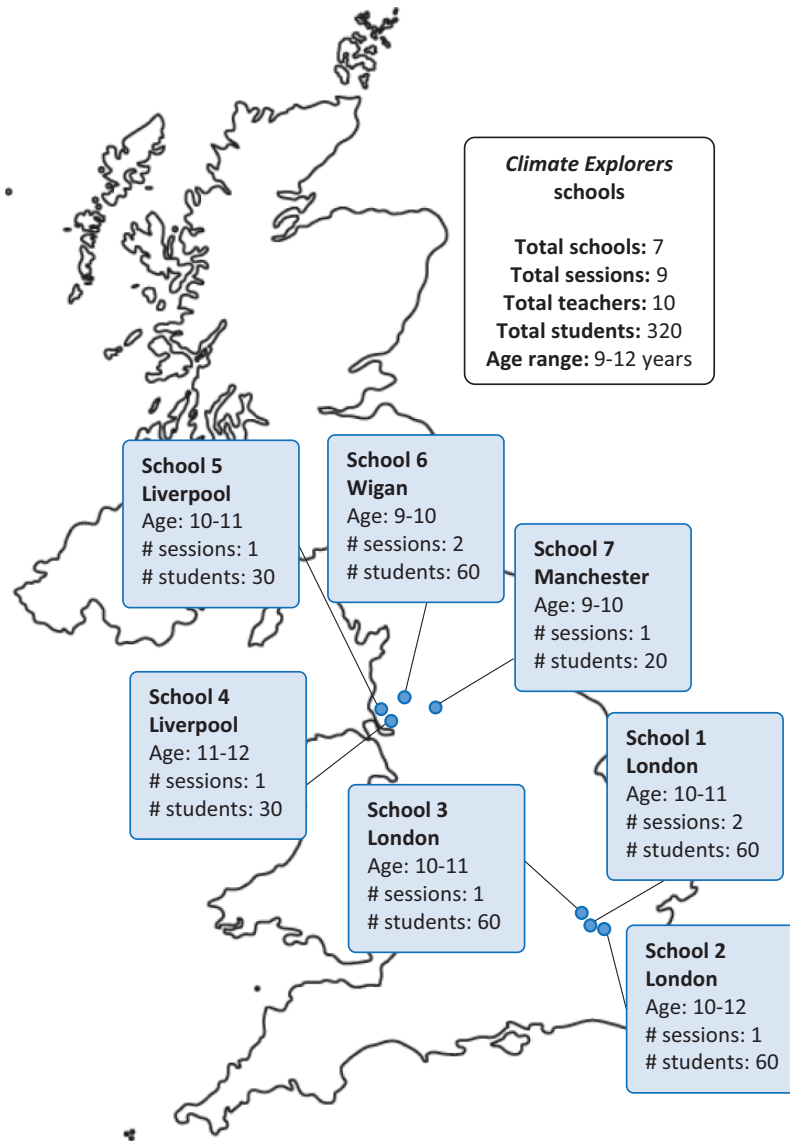


Figure 1. Location of schools in the *Climate Explorers* network, workshop class sizes, and age groups. Schools have been anonymised.

co-production initiatives, it is possible to identify a number of best-practice co-production elements that are straightforward yet effective, do not require continued engagement, and can thus be incorporated into a range of outreach activities.

We combined the expertise of physical geography researchers, educational specialists, and multimedia producers at Fun Kids radio,

working collaboratively with 320 primary school students (Figure 1) to address these two challenges. There were two aims:

1. Establish and enhance the climate science knowledge of primary-aged children by developing engaging and scientifically accurate educational

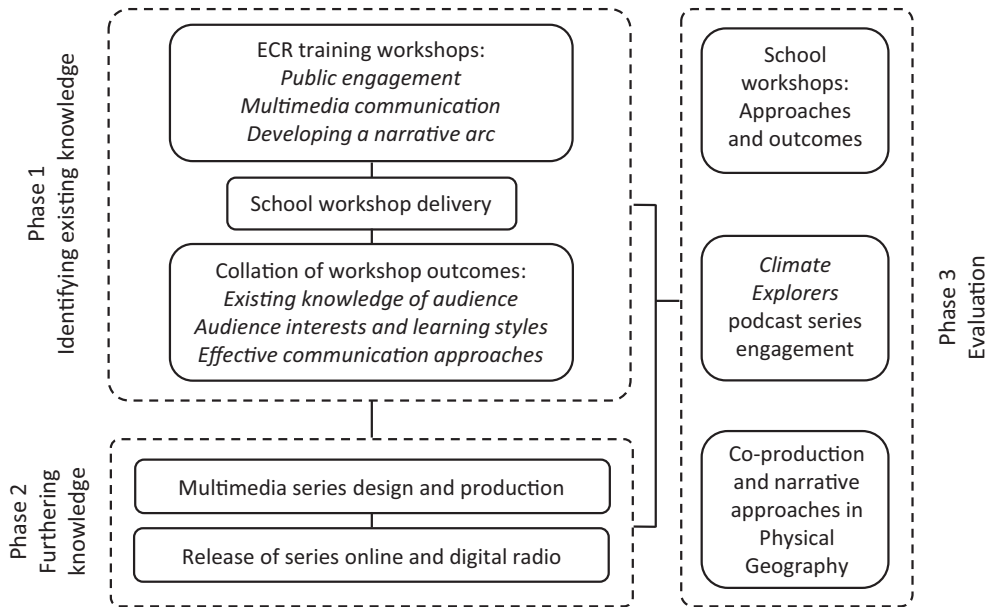


Figure 2. The stages of *Climate Explorers*: Phase I – Identifying existing knowledge, including delivery and discussion of schools workshops; Phase 2 – Furthering knowledge by producing a series of radio podcasts and animated videos to build on the findings of Phase 1; Phase 3 – Project evaluation, including reflection on schools workshops, educational materials, and narrative and co-production elements in physical geography science communication. ECR: early career researchers.

- resources. A series of 10 short (~3 min), freely available, online radio podcasts and accompanying animated videos were designed to address 10 climate science topics, entitled ‘*Climate Explorers*’.
- Apply and test elements of co-production and storytelling to physical geography outreach during the development of *Climate Explorers* learning materials.

Through this, we propose best-practice templates that can be used/adapted by other science outreach teams, scaled up or down, and completed face to face or remotely, to accommodate case-specific themes and logistical requirements.

II Project design, methods, and the *Climate Explorers* schools network

Climate Explorers was divided into three phases (Figure 2; Sections III–V):

- Identifying existing knowledge – development and delivery of schools workshops to establish the knowledge boundaries and learning preferences of the audience. In short, what do the children already know, and what would they like to know more about?
- Furthering knowledge – the creation of new educational materials available internationally, based on the findings of Phase 1, to further the knowledge of the target audience, including those beyond the *Climate Explorers* schools networks. How can we build on their current knowledge in a way that interests them?
- Evaluating co-production and narrative approaches – assessment of best practice in co-production and narrative-focused outreach, and its application to physical geography science communication. How

can these tools be distilled for other users in a range of activities?

The *Climate Explorers* team was assembled in response to an outreach funding call and networking workshop by the UK Natural Environmental Research Council. Schools were contacted using the team's institutional local schools networks. Seven primary schools were part of the *Climate Explorers* network (Figure 1), located in different parts of England, including state-run (non-fee paying) and private (fee-paying) schools. Nine hour-long climate science workshops were delivered by 11 early career researchers (ECRs) over a 2-month period, across a range of age groups (9–12 years), and class sizes (20–60). In total, we worked with 10 teachers and 320 students from a cross section of backgrounds, age groups and knowledge bases, to gain a meaningful sample of the current climate science understanding amongst primary-aged groups.

The ECRs had a broad range of physical geography research expertise: oceanography, glaciology, renewable technologies, ecology and conservation, atmospheric science, Quaternary science, and cultural perspectives on climate change. This variety of specialisms ensured that we could deliver workshops across a range of topics. The insights gained from the schools workshops were used to develop new, publicly available educational resources produced with Fun Kids radio, the largest children's radio broadcaster in the UK. Multimedia entertainment such as video, audio, art, and music, is known to be a valuable approach to engage children with important scientific concepts (e.g. O'Neill and Nicholson-Cole, 2009; Singhal and Rogers, 2012; Topp et al., 2019). However, despite their popularity (Lee et al., 2009; Lee and Kuo, 2002; Vandewater and Lee, 2009), these mediums are not widely used in physical geography. Televisions, computers, tablets and mobile phones are the most common devices used by children aged 5–15 years to consume

multimedia (Dinleyici et al., 2016; Vittrup et al., 2016). To maximise this popularity, *Climate Explorers* therefore produced radio podcasts with accompanying videos, to be accessed on a range of devices.

The *Climate Explorers* project involves multiple schools, a team of researchers, and multimedia producers. The scale and resources of this were understandably beyond the scope of typical schools outreach sessions. Accordingly, we distilled the key findings of our workshops and multimedia resources to devise adaptable templates for other physical geography academics working with schools and broader public audiences at a range of scales.

III Phase 1: Identifying existing knowledge

Establishing the audience's knowledge base and skills set is a valuable part of science communication (National Academies Of Sciences, Engineering, and Medicine (NASSEM), 2017) and an essential starting point for co-production approaches. It ensures that their prior understanding, interests and learning preferences are clearly established, so that they can be used as a foundation to develop further knowledge (Phase 2). In the case of *Climate Explorers*, Phase 1 centred on a series of interactive, ECR-led schools workshops. Here, we summarise the theoretical basis for effective science communication, and explain how this was translated into schools workshops to identify what children already knew and what they would like to know.

3.1 Key concepts in public engagement and narrative arcs

ECRs were trained in the theory and logistics of successful co-production approaches, to ensure bespoke communication strategies for the *Climate Explorers* schools' audiences. The key premises covered in the training sessions are relevant to all aspects of science communication,

including future applications in physical geography, and are summarised as follows:

1. An audience's understanding of science is conditioned by the relevance of the scientific message to their own experiences, the appeal of science, and the trust in the scientific message and its provider (Anderson, 2015; Farrell, 2018). As such, the language and communication techniques must be tailored to the audience, to avoid misunderstandings between what the presenter believes they are saying and what the audience hears (Akmajian et al., 2017; Bell, 2016), and to address the audience's precursory understanding, including elements of cognitive dissonance (Festinger, 1957; Gifford, 2011).
2. Scientists have different roles within society, encompassing pure scientist, science arbiter, issue advocate, broker of policy alternatives, and science communicator (Pielke, 2007; Rapley and De Meyer, 2014). Individual scientists need to understand their personal role and, collectively, the scientific community needs to represent all of these roles and be able to adapt to the audience's values, knowledge and interests.
3. Terminology, sentence length, and tone of voice are key when communicating scientific ideas to children. It is not always necessary to reduce the complexity of the subject, but the delivery should be adapted appropriately.
4. Stories and narratives are a powerful means of communication (Dahlstrom, 2014; Green et al., 2018; Topp et al., 2019), creating relatable links between the presenter and the audience, and forging lasting memories. An effective way to achieve this is to deliver a scientific message using a narrative arc punctuated by personal experiences and anecdotes (Wang et al., 2018).
5. Such 'narrative hooks' help to engage the audience, bridging the gap between familiar and unfamiliar ideas by provoking an emotive response (e.g. anecdotes of danger during fieldwork, or the excitement of a successful lab experiment) (Humm et al., 2020; Wang et al., 2018).
6. We propose that communication with an embedded narrative arc can be achieved by considering the presenter's message, in this case climate change, through three nested lenses: field-wide lens – the full topic under consideration (e.g. climate science and its global importance); specific area lens – an individual researcher's work within the first lens (e.g. oceanography); personal lens – the presenter's personal experiences and day-to-day research activities (e.g. laboratory analysis or fieldwork).
7. Science communicators most commonly use the field-wide lens, which can lead to abstract concepts that lay audiences find difficult to relate to, such as large-scale earth systems (e.g. the atmosphere) or unrelatable terminology (e.g. gigatons). A personal lens can instead provide a rich variety of creative engagement opportunities to relate the expertise of the scientist with the experiences of the audience.

3.2 Climate Explorers schools workshop content

Workshops were designed around inclusive discussion, enhancing the personal connection between the ECRs, the school children and the scientific topic. This flexibility allowed the workshop group (ECRs, children, teachers) to collectively identify, continually reassess and adjust the workshop content as appropriate. It also ensured that the learning styles, knowledge basis and scientific curiosities of the students were captured (Phase 1) in preparation for the development of

Table 1. Outline plan for a 55-min schools workshop session used by *Climate Explorers* researchers.

Time allocated	Activity description	Co-production element	Narrative arc phase
Introduction from the researcher			
15 min	Open with a narrative hook using a personal story Introduction to the session and theme Example theme: Climate and climate change – its causes and impacts	Build common ground with the participants using ‘third lens’ Continue the narrative arc and establish relevance to the participants	What is climate?
Interactive activity 1			
15 min	Invite participants to complete tasks using pre-existing and new knowledge Example topic: What if the climate were different in the UK? Example activity: Climate clock (See Table 2) + follow-up discussion	Establish and extend the boundaries of the participants’ knowledge and scientific curiosity	What is climate change?
Interactive activity 2			
15 min	Invite participants to complete tasks using pre-existing and new knowledge Example topic: What are the main causes of climate change? Example: Climate countdown (See Table 2) + follow-up discussion	As above	How do humans influence climate?
Concluding summary			
10 min	Discussion and summary of take-home messages, Q&A session Encourage participants to reflect and act on ideas in the session Example behaviour change: Energy efficiency, recycling in the school/home	Complete the narrative arc, reinstate the topic relevance, field questions	What are the solutions?

further educational resources (Phase 2). Examples of the structure, activities and narrative arc of a typical *Climate Explorers* workshop are shown in Tables 1 and 2. At the end of each workshop, the ECRs documented their observations of 1) key strengths and knowledge gaps in the children’s academic understanding of climate change, and 2) communication strategies and narrative elements that were particularly effective in engaging the children with physical geography

concepts. Their accounts were shared amongst the ECR group and used as a basis for roundtable discussion and podcast design (Phase 2).

3.3 Current knowledge: What do children in the *Climate Explorers* workshops already know?

On the basis of roundtable discussion, the scientific knowledge identified in the schools is

Table 2. Template used to identify the aim, method, and materials for schools workshops, shown here completed with four activities designed and used during *Climate Explorers* workshops.

Activity title	Climate Countdown	Energy@home	Climate Clock	Flying Science
Aim	To explore activities that contribute to climate change and alternatives – at local to international scale.	To examine the most effective methods to reduce energy usage in the home.	To demonstrate that climate varies spatially (globally) and over time (Ice Age to present).	To invent a tool to study the atmosphere, and imagine what it is like to be a scientist.
Method	Children are presented with climate-damaging activities (e.g. coal burning). Children vote on the most effective, alternative plans to reduce emissions, and therefore global warming (e.g. build wind farms and promote recycling initiatives).	Children have a poster image of a house. They add stickers to depict where energy is used, wasted, and saved. This stimulates class discussion of how to reduce energy use – based on their own ideas, practices at home, and guidance of the scientists.	Construct a ‘climate clock’ with three segments for different climate zones (e.g. polar, desert, tropical). Students fill each segment with a diary/comic of their journey to school in each climate (e.g. plants, animals, weather, clothing and transport).	In groups, children make atmospheric monitoring instruments that could (hypothetically) be mounted to a plane. When complete, each group reports to the class on their design including how their monitoring equipment would be used and attached to a plane.
Materials	Voting cards (A + B + C, or different colours). PowerPoint of activities and potential solutions.	Poster of a house (A4 size or above). Stickers or cut out images with energy-using activities (e.g. TV, lights, computers, heating).	Climate clock template – a circle or paper plate divided into three segments. Colouring pens/pencils.	Craft supplies such as paper, pipe cleaners, pens/pencils, paper cups, glue, tape.

summarised below, and in Table 3 where topics are presented according to the relative frequency with which they were observed in the workshops (in ‘None’ of the workshops, ‘Some’, ‘Most’, or ‘All’ workshops).

Children already had a good baseline knowledge of environmental issues. Almost all children were aware of the general issues and importance of environmental change. In all workshops, children had a good awareness of environmental terminology such as ‘weather’ and ‘climate’ and at least a basic understanding of their meaning.

There was good awareness of the global impacts of climate change such as melting of

glaciers and sea level rise, but knowledge of the causes of climate change was variable. In particular, there was some conflation of issues such as the hole in the ozone layer and greenhouse gas emissions.

Workshop leaders identified a good general awareness of the benefits of sustainability, such as renewable energy and recycling. Most schools had a recycling policy in place, and children were often aware of energy efficiency in the home, including measures such as switching off lights and reducing wastewater. There were some more complex questions regarding climate-change mitigation strategies, including

Table 3. Summary of the common observations from the schools workshops, distilled during roundtable discussion between workshop leaders and multimedia producers, and used as the basis for podcast content and structure. Part A (top): scientific knowledge; Part B (bottom): narrative elements. Observations were unquantified, but assigned a rating 0 to 3, and shaded accordingly below: 0 = not observed/not effective; 1 = observed in some workshops, 2 = observed in most workshops; 3 = observed/effective in all workshops.

<i>A: Existing scientific knowledge of workshop participants</i>	<i>Observation across workshops (0 = None, Some, Most, 3 = All)</i>
Good knowledge of environmental issues and the importance of environmental change.	0 <input type="checkbox"/> 1 <input checked="" type="checkbox"/> 2 <input type="checkbox"/> 3 <input type="checkbox"/>
Good knowledge of the global impacts of climate change such as habitat loss, sea level rise and glacier melt.	0 <input type="checkbox"/> 1 <input checked="" type="checkbox"/> 2 <input checked="" type="checkbox"/> 3 <input type="checkbox"/>
Good understanding of scientific terminology such as ‘weather’ and ‘climate’.	0 <input type="checkbox"/> 1 <input checked="" type="checkbox"/> 2 <input checked="" type="checkbox"/> 3 <input type="checkbox"/>
Good awareness of the benefits of sustainability, including initiatives in place at home and in school.	0 <input type="checkbox"/> 1 <input checked="" type="checkbox"/> 2 <input checked="" type="checkbox"/> 3 <input type="checkbox"/>
Understanding of sophisticated climate-change mitigation strategies (e.g. carbon capture, green infrastructure).	0 <input type="checkbox"/> 1 <input checked="" type="checkbox"/> 2 <input type="checkbox"/> 3 <input type="checkbox"/>
Understanding of the causes of climate change – including greenhouse gases and their sources.	0 <input type="checkbox"/> 1 <input checked="" type="checkbox"/> 2 <input type="checkbox"/> 3 <input type="checkbox"/>
An understanding of what scientific research entails, such as aims, hypotheses and methods.	0 <input type="checkbox"/> 1 <input checked="" type="checkbox"/> 2 <input type="checkbox"/> 3 <input type="checkbox"/>
A positive attitude towards science and scientists, and a clear curiosity to learn more about broader scientific knowledge and research.	0 <input type="checkbox"/> 1 <input checked="" type="checkbox"/> 2 <input checked="" type="checkbox"/> 3 <input type="checkbox"/>
A good awareness of political elements of climate change, including international initiatives.	0 <input type="checkbox"/> 1 <input checked="" type="checkbox"/> 2 <input type="checkbox"/> 3 <input type="checkbox"/>
<i>B: Popular and/or effective narrative elements</i>	<i>Efficacy across workshops (0 = None, Some, Most, 3 = All)</i>
Local surroundings and lifestyle, such as schools, homes, families and friends. Building familiarity.	0 <input type="checkbox"/> 1 <input checked="" type="checkbox"/> 2 <input type="checkbox"/> 3 <input type="checkbox"/>
The use of senses, for example feelings, sights and sounds in different environments.	0 <input type="checkbox"/> 1 <input checked="" type="checkbox"/> 2 <input type="checkbox"/> 3 <input type="checkbox"/>
Animals, including familiar pets as well as enigmatic and exotic species.	0 <input type="checkbox"/> 1 <input checked="" type="checkbox"/> 2 <input checked="" type="checkbox"/> 3 <input type="checkbox"/>
Community spirit and teamwork: making positive changes for the benefit of all.	0 <input type="checkbox"/> 1 <input checked="" type="checkbox"/> 2 <input type="checkbox"/> 3 <input type="checkbox"/>
Imagination: designing scientific equipment, imagining the future or different parts of the world.	0 <input type="checkbox"/> 1 <input checked="" type="checkbox"/> 2 <input type="checkbox"/> 3 <input type="checkbox"/>
Adventure: unusual fieldwork locations, or high-tech equipment such as satellites, lasers and submarines.	0 <input type="checkbox"/> 1 <input checked="" type="checkbox"/> 2 <input checked="" type="checkbox"/> 3 <input type="checkbox"/>
The third (personal) lens, getting to know a ‘real life scientist’, and using their name to develop familiarity.	0 <input type="checkbox"/> 1 <input checked="" type="checkbox"/> 2 <input checked="" type="checkbox"/> 3 <input type="checkbox"/>
Overcoming adversity: anecdotes/stories of fieldwork disasters or laboratory experiments gone wrong.	0 <input type="checkbox"/> 1 <input checked="" type="checkbox"/> 2 <input checked="" type="checkbox"/> 3 <input type="checkbox"/>
Developing characters of their own: imagining they are the town mayor implementing climate-change solutions.	0 <input type="checkbox"/> 1 <input checked="" type="checkbox"/> 2 <input type="checkbox"/> 3 <input type="checkbox"/>

carbon capture and green transport infrastructure, as well as top-down governmental and international climate-change policies.

A small number of children understood the concept of scientific research, but were not aware of what a scientist might do on a day-to-day basis. A small number of students – one workshop cohort – had a good understanding of the scientific process, including hypotheses, research questions and methods.

Importantly, children across all workshops had a positive attitude towards science and scientists, and a clear curiosity to learn more about broader scientific knowledge and the methodology of scientific research.

At the end of the sessions, the children self-identified as having learned something new about climate change. In at least one instance, the children also encouraged the scientist to ensure climate action ('They even asked me if I would be reusing/recycling their coloured card at the end of the session!').

In informal discussion at the end of the workshops, teachers indicated that students benefited from specialist knowledge that would otherwise be inaccessible to them when planning lessons (e.g. the characteristics of Ice Age climate; or the methods used to analyse atmospheric conditions). It was also identified that students benefited from engaging with a 'real life' scientist. This demonstrates the importance of direct science-schools interaction to reinforce the curriculum, identify interests and provide opportunities to develop further knowledge. When working with school-aged audiences, an open dialogue with teachers, before, during, and after outreach activities, is a valuable way to gain feedback on the suitability of resources, knowledge gained and successful (and unsuccessful) approaches. Teachers and classroom assistants were invited to participate in the *Climate Explorers* workshops. The level of participation varied between schools owing to teacher workload, and ranged from active engagement with the group to more passive attendance.

3.4. Effective narrative elements: What are the children interested in?

Narrative elements used in workshop delivery were evaluated by the ECRs on the basis of their popularity and/or efficacy in engaging and enthusing the students. These are summarised in Table 4 and discussed below. Note that, due to variations in workshop theme and content, not all conventions were used in all sessions.

The third (personal) lens was identified as an effective strategy to build a rapport with the students, allowing them to see that 'real life' scientists are ordinary people; an important message given recent calls to enhance the accessibility of STEM (science, technology, engineering and mathematics) career paths for young people. Similarly, stories and anecdotes about the practicalities of scientific research allow children to recognise that science involves tangible methods, not simply abstract ideas. For example, they were especially captivated by problems encountered on fieldwork, such as broken equipment, and how these issues were overcome to complete the research. This sense of adventure not only enthuses and captures their imagination, but also provides an important narrative hook allowing them to relate to the scientific process.

Personal relevance was developed most successfully when activities allowed the children to:

1. Place new concepts into their local surroundings and lifestyle, such as their schools, homes, families and friends. For example, how many green spaces can they identify in their neighbourhood?
2. Use their imaginations to consider how they might experience different environments and tasks. This engaged their senses to consider different environments. For example, what kind of clothes would they need if they travelled to school during the last Ice Age?

Table 4. Examples of script elements used in the *Climate Explorers* resources. Language choice and narrative hooks were developed based on discussion and experiences from the schools workshops, incorporating typical phrasing, effective analogies and narrative elements.

Theme	Topic	<i>Climate Explorers</i> script element	Tailored language	Narrative hooks
Weather vs. climate	Weather vs. climate	'Weather is what you get, and climate is what you expect'	✓	
	Spatial variations in weather	'Not everyone gets the same weather, even if they're in the same country'	✓	✓
	Local weather and personal experiences	'We all like to talk about the weather'		✓
	Weather forecasting methods	'Scientists constantly take measurements of the weather, things like temperature or rainfall'	✓	
Global climate patterns	Thermal energy distribution and climate patterns	'When things aren't in balance, nature likes to even things out . . . it's this that makes different climate zones across the world'	✓	
	Temperature lapse rates	'High places, like mountains . . . tend to be cooler'	✓	
	Experience of different climates	'Beautiful beaches . . . great fun in the hot dry summers'	✓	✓
Climate and habitats	Rate of climate change and species response	'Most species can cope and adapt with gradual changes (but) rapid changes and the loss of natural habitats can create challenges for wildlife'	✓	
	Vegetation feedbacks and climate zones	'Dense vegetation, blocking the wind . . . means that it can be humid'	✓	
	Climate and habitats	'Other than our pampered pets, animals don't live in houses, but they do have habitats'		✓
	Foodwebs and species interdependence	'Foodwebs – what's eating what, or who's eating who'	✓	
Natural hazards	Natural hazards and mitigation strategies	'We can't just hope they don't happen . . . and do our best to reduce the impact they have'	✓	
	Natural hazard experiences	'You can imagine how scary that might be'		✓
	Numerical modelling of flood magnitude	'We can make computer models of rivers and chuck a load of virtual water into them . . . we keep going 'til the water starts to jump out'	✓	
	Flooding	'Too much rainwater can cause very serious problems, causing rivers to overflow'	✓	
	Flood risk prediction and management	'My job is to work out what will happen to rivers when there's a lot of rainfall'	✓	

(continued)

Table 4. (continued)

Theme	Topic	<i>Climate Explorers</i> script element	Tailored language	Narrative hooks
Marine environments	Marine research	'We collect corals up to 2000 m below the surface using a very cool robot submarine'	✓	✓
	Coral reefs	'People think coral are plants, but they're actually omnivores like us'		✓
Quaternary environments	Geological strata	'There's lots of stuff under the streets'	✓	✓
	Climate during the last Ice Age	'Cold enough to have a pet polar bear'		✓
	Palaeoenvironmental research	'I look at tiny fossils from the ocean . . . when the earth was younger and much hotter'	✓	
	Ice Age enigmatic megafauna	'Fossils, such as woolly mammoth or sabre tooth cat remains'	✓	✓
	Ice Age conditions in the UK	'Did you know England was once buried under miles of ice?'		✓
Climate-change solutions	Seismics and radar analysis of geological records	'I use special equipment that can see through the ground'	✓	✓
	Scientist–public knowledge transfer	' <i>Climate Explorers</i> like [insert name] can help share that knowledge'		✓
	Global climate-change	'Sometimes it's hard to feel like you can make a difference . . . or that the problems are so big that nothing will help, but that's not the case'		✓
	Reducing our impacts on the environment	'We could all walk or cycle short distances instead of driving short distances . . . You'll get fitter too!'	✓	✓

3. Include animals in their work. Notably, family pets and enigmatic species, such as whales, polar bears and mammoths allowed the children to relate environmental issues with tangible changes to well-loved species. In one instance, a student imagined their pet dog chasing a woolly rhinoceros during their walk to school.
 4. Develop a community spirit. The children were incredibly enthusiastic about teamwork, and this allowed ECRs to convey the interdisciplinary, multinational nature of physical geography research. It also meant that ideas could be scaled up from personal to international incentives. For example, personal approaches to tackle energy efficiency (e.g. turning off your games console), local community goals (e.g. school-wide recycling initiatives), and national and international plans (e.g. switching to renewable energy, and international agreements).
- Examples of student drawings from one of the workshop activities, the 'Climate Clock', are shown in Figure 3. This exercise was used to establish the children's knowledge of weather and climate over space and time by imagining the school journey under different climate scenarios: in the UK, the desert, and during the last Ice Age. Their drawings and annotations demonstrate several narrative elements







<p>Journey to school in: <i>The UK</i></p>	<p>This is what I wore my school clothes a coat scarf and gloves. On the way to school I saw buildings (shops, houses) a dog cars + vans lorries, fields and trees. I walked to school and it was freezing cold.</p> 	<p>- My coat and school uniform. - Trees, birds and dogs people - Cold. No rain. No ice. a little windy. - I went in my granddad's car.</p> <p>'My coat and school uniform. Trees, birds, plant life, and dogs people. Cold. No rain. No ice, a little windy. I went in my granddad's car.'</p>	<p>I wore a thick school uniform jumper pants a t-shirt. I walked to school and saw some interesting things</p> 
<p>Journey to school in: <i>The desert</i></p>	<p>I would walk to school. I would wear a hat and sunglasses. I saw hippos, lions, cheaters, leopards and lions</p> 	<p>- No coat. A pair of shorts. A vest top. Flip flops - All animals. C. Jans, elephants, giraffes, monkeys and lots more - Hot. The sun is out. No rain. - Walk their</p> <p>'No coat. A pair of shorts. A vest top. Flip flops Hot. The sun is out. No rain. Walk their'</p>	<p>I walked to school and I was wearing shorts and t-shirt. I saw hippopotamus lions rhinos</p> 
<p>Journey to school in: <i>The last Ice Age</i></p>	<p>I would wear a string coat some warm clothes. Hat scarf clothes To get to school I'd take a mammoth I saw mammoths and trees and snow</p> 	<p>- Coat. Thick t-shirt. Jumper. Long wooly socks. Boots - Mammoths. Rhinos (with fur) - Cold. No rain. - Take a snow mabeel</p> <p>'Coat. Thick t-shirt. Jumper. Long wooly socks. Boots Mammoth. Rhinos (with fur) Cold. No rain. Take a snow mabeel'</p>	<p>I skied to school and I wore animal skin like - Robe. I saw mother's sluffs</p> 

Figure 3. Outputs from a Climate Explorers schools workshop where children were asked to draw/describe their journey to school under three scenarios. Narrative elements were used to help the children develop a sensory experience of travelling to school (sights, sounds, temperature, etc.) under different climate settings in order to explore ideas around weather and climate over space (the UK and in the desert), and through time (at the present day and during the last Ice Age). Information such as this was used as the basis for discussion and resource development in Phase 2 of the project.

discussed above. The children particularly employed their senses, by describing feelings ('it was freezing cold', 'a little windy') and sights ('I saw mammoths', 'the sun is out') to anchor their experiences in these imagined environments. Local surroundings also provide mechanisms for students to identify with more abstract ideas. For example, their drawings often contained family/friends, pets, and familiar buildings. In one instance, during discussion with an ECR, a student described 'dodging crocodiles and hippos on my bike around the local pond'. Examples such as these, from across the schools workshops, were considered further during the next stage of resource development.

IV Phase 2: Furthering knowledge

The second stage of our approach hinges on the consideration of pre-existing knowledge boundaries, preferred learning styles, and effective communication strategies (e.g. successful analogies, language and narrative elements) identified in the schools workshops (summarised in Table 3). This ensures that knowledge can be advanced in the most appropriate way for the audience. In Section 5.3, we consider how this phase would work practically in a range of physical geography outreach scenarios.

In the case of *Climate Explorers*, workshop experiences were consolidated via roundtable discussion to identify common knowledge gaps across the workshops and communication strategies that proved popular with the children (see Table 3). This was to ensure the resulting podcasts and videos would be useful to, and engaging for, as many students as possible. It was noted that children enjoyed working with scientists, and that they would like to learn more about scientific research, including adventure and adversity in the scientific method. Areas where existing knowledge was strong, such as the global-scale impacts of climate change and an awareness of the importance of environmental issues, could be used as a vehicle to introduce less familiar or complicated ideas,

including the causes of climate change, specialist knowledge, and the range of solutions available. As highlighted above, a series of narrative elements, including scientist 'characters', adventure and adversity, combined with local or familiar conceptual tie points, were identified as successful communication conventions.

Ten themes were selected for podcast development, on the basis that they fed directly into, and extended, the current knowledge of primary school children, and aligned with the research themes of the *Climate Explorers* team, to ensure the scientific integrity of the resources. Each podcast was designed around a clear narrative arc, and, collectively, the series contributed to a broader narrative framework with elements of incremental knowledge (Figure 4).

Scripts were developed by the Fun Kids broadcasters in consultation with the ECRs, using effective content (e.g. analogies, anecdotes, visuals) and language (e.g. terminology, tone) identified in the workshops. This phase was especially important because the broadcasters, with their expertise in script writing for children, ensured that scientists refrained from using inappropriately complex terminology. The personal lens that inspired the school engagement activities carried over into the content of the radio series. This ensured that the series avoided the use of abstract language often used in science communication. Instead, each podcast focused on more tangible, relatable aspects of climate science by telling stories about the research activities of the ECRs, such as field experiences and experiments, building on the effective strategies from Phase 1. In doing so, the series keyed into ideas that the school children already knew (as identified in Phase 1), while introducing new concepts through familiar mechanisms, such as anecdotes. Samples of script elements from across the *Climate Explorers* episodes are shown in Table 4. These provide examples of tailored language and narrative hooks, appropriate for primary-aged audiences, and could be used as a basis for other physical geography outreach activities.

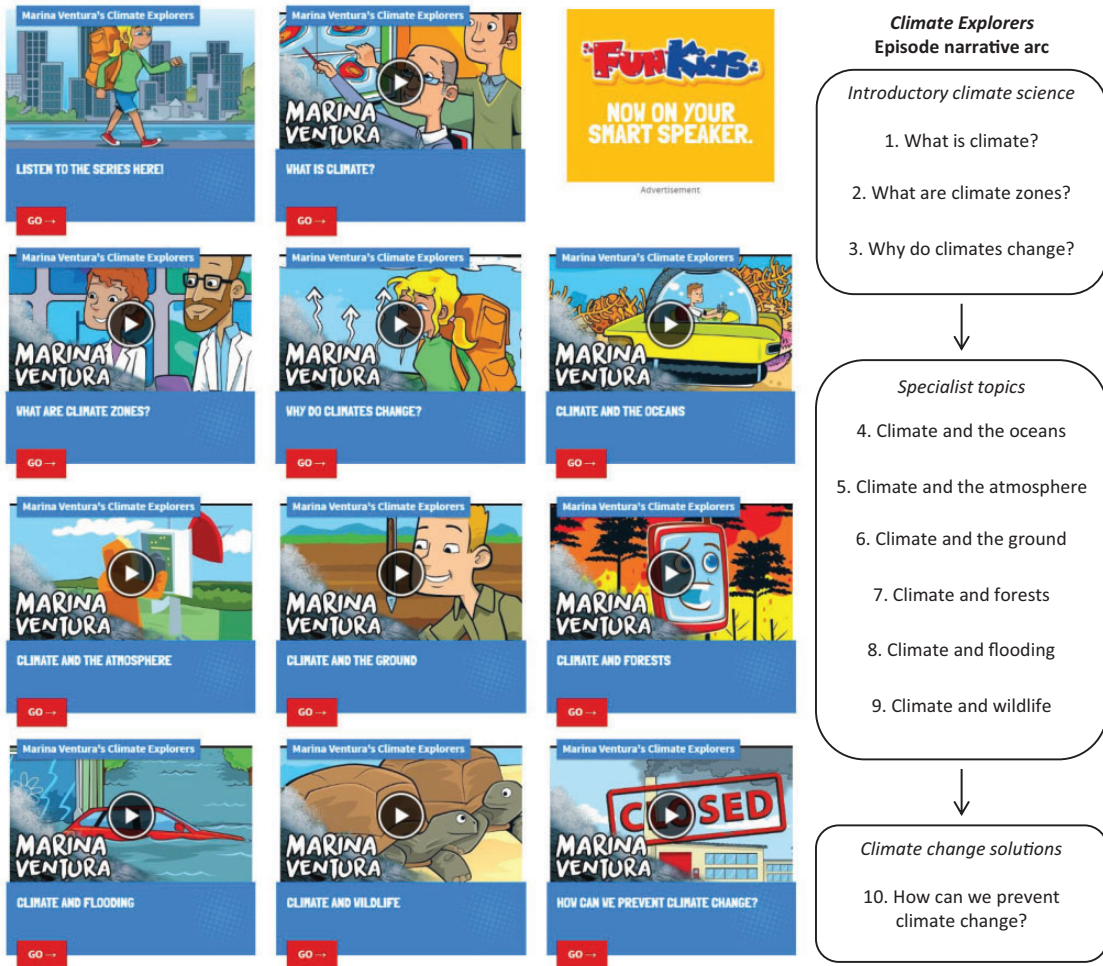


Figure 4. The *Climate Explorers* online video content, indicating the narrative arc and episode titles developed and released during Phase 2 of the project, building on the knowledge boundaries and progressions identified in the schools workshops.

Each podcast was presented by the existing Fun Kids character Marina Ventura, and, where appropriate, featured guest voiceover appearances from the ECRs. This approach was a response to the success of the schools workshops, where children enjoyed working with a ‘real life’ scientist, reinforcing the idea that role models play a valuable part in education (Cordero et al., 2020). Video and audio combinations ensured that the *Climate Explorers* resources could address different learning styles. The 10 podcasts

and accompanying videos were aired weekly from March to May 2017, and made available in perpetuity on the Fun Kids website (www.funkidslive.com/marina) and on YouTube.

V Phase 3: Evaluating co-production techniques for *Climate Explorers* and beyond

We evaluated the project in light of the two intended outcomes: 1) the production of climate

science communication material for primary-aged children, and 2) the application of co-production and narrative initiatives for physical geography science communication. While based on workshops from only three cities in England (320 students) and online surveys (271 respondents), we were able to identify a series of effective best-practice elements.

5.1 *Climate Explorers audience engagement and evaluation*

Fun Kids audience metrics were used to establish audience reach and engagement. At the time of submission, the *Climate Explorers* webpages have received >148,000 page views, with an average of >13 min spent on each page. Since their publication online, the podcasts have been downloaded >3,000 times, and the accompanying animated videos have had >86,000 views. Overall, including audio and video content, Fun Kids audience trackers estimate that the features have reached >300,000 people, which includes children, their relatives, and educators.

An online survey designed and hosted by Fun Kids was used to gauge audience response to the podcasts. A total of 271 respondents took part in the survey, which included multiple choice and free-text questions (Figure 5). The *Climate Explorers* podcasts and webpages were rated ‘Enjoyable’ (55–57%) and ‘Fantastic’ (37–41%). Children were ‘Very satisfied’ (65%) or ‘Satisfied’ (35%) with the series overall, and ‘Very satisfied’ (31%) or ‘Satisfied’ (69%) with the level of information. Eighty-four per cent of children would be ‘Interested’ or ‘Very interested’ in further *Climate Explorers* resources.

Respondents described the series as ‘Informative’, ‘Fun’, and ‘Good’, as well as ‘Entertaining’ and ‘Educational’. These terms, together with ‘Engaging’, ‘Intriguing’ and ‘Immersive’ suggest that the podcasts extended beyond basic knowledge exchange, to provide a more exciting educational experience. This may be a response to the narrative arcs, not least

because they were developed using examples and language proven to be effective during schools workshops with the target age group (Tables 3 and 4). This reflects the value of embedding such narrative elements into communication strategies in order to engage with the audience on the most appropriate or desired level (Avraamidou and Osborne, 2009).

The terms ‘Connected’, ‘Authentic’ and ‘Genuine’ mirror feedback from the schools workshops, where children enjoyed ‘getting to know a real life scientist’. The personal lens was shown to be a valuable way to frame the scientific message, engage the audience, build trust, and tie abstract ideas to personal experience (NASEM, 2017). In effect, it enables scientists to meet the audience on their own terms, and guide them through the knowledge landscape. Due to its success, this approach was built into the podcasts via guest scientists and appropriate language elements (e.g. colloquialisms, metaphors; Tables 3 and 4). Without prior interaction with the target age group, with specific emphasis on identifying effective communication strategies, it is likely that such best practices would have been overlooked for the *Climate Explorers* series.

5.2 *Long-term impacts and engagement: Challenges and significance*

The positive feedback from the online surveys suggests that the language and narrative elements identified in the schools workshops have formed an effective communication approach when developing podcasts for wider audiences. Freely available access to the podcasts is intended to provide ongoing educational support. Not only can children engage with the resources but, given that parents/guardians/educators have responded to the online surveys, their interactions with the materials could encourage and reinforce follow-up learning, longer-term development of pro-environmental behaviour, and climate action. It has been suggested that this type of sustained

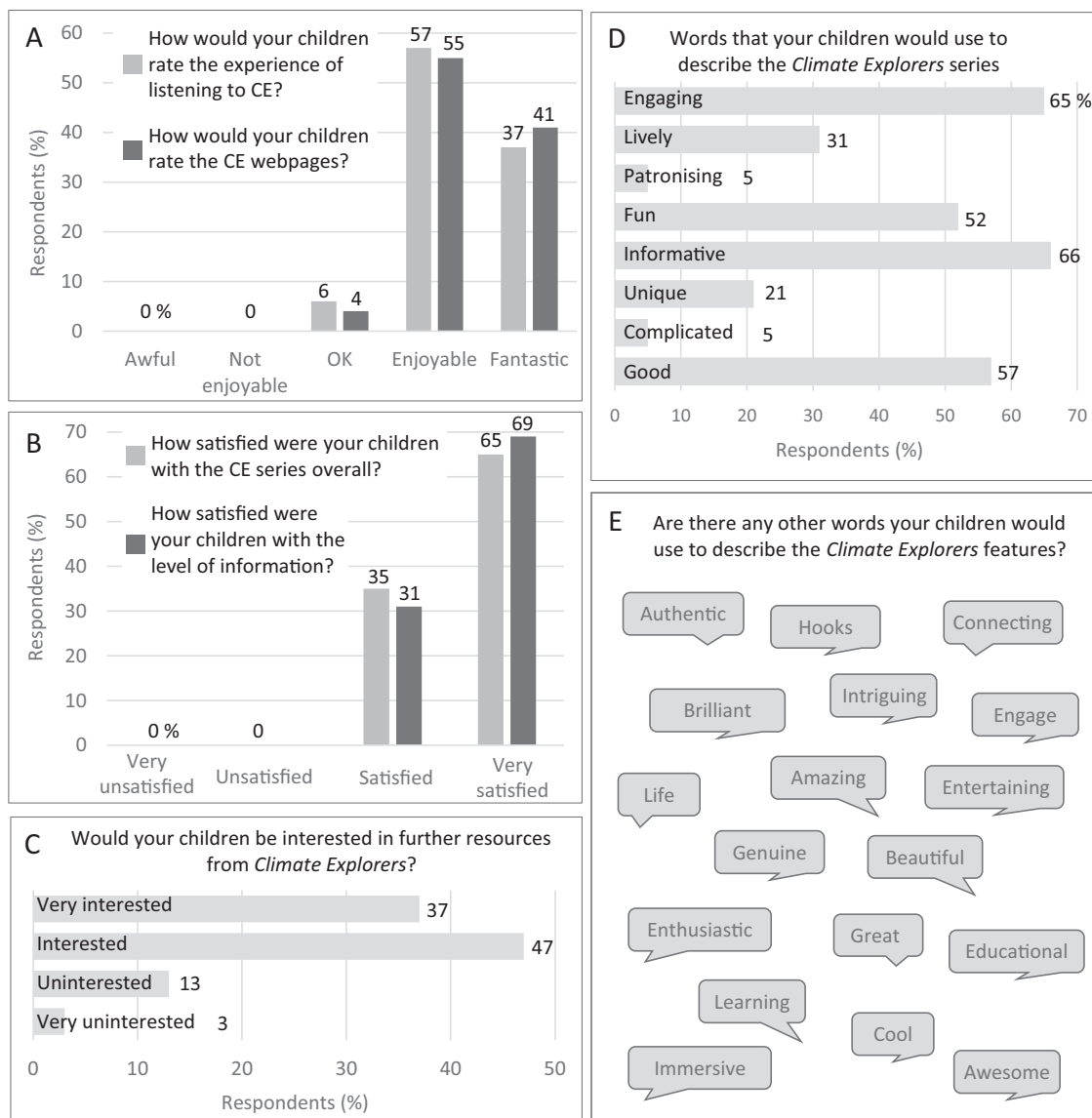


Figure 5. Responses from the Fun Kids web survey of the *Climate Explorers* (CE) resources. A total of 271 people responded to the survey: (a) rating the experience of the CE resources; (b) rating the satisfaction with the series; (c) gauging interest in future resources from *Climate Explorers*; (d) words used to describe the CE series. Note that respondents could select multiple words, thus total values exceed 100%; and (e) free-text comments of additional words used to describe *Climate Explorers*.

engagement with environmental issues can have long-lasting impacts on personal energy use, views of climate change, and sustainability (Cordero et al., 2020; Orams, 1997). Cordero et al. (2020) recently tested the long-term changes in

behaviour of university graduates after completing a course on environmental issues. After taking the course, students made significant reductions in their personal carbon emissions (such as reducing food waste, purchasing

energy-saving appliances and travelling less). In the current format of *Climate Explorers*, there is no mechanism to test the long-term impacts of the knowledge exchange activities for individual children that took part in the workshops, or those of the broader online audiences. Enquiries for follow-up feedback from participating schools were not returned due to staffing changes and time commitments of teachers. This further exemplifies the logistical challenges in creating longitudinal outreach activities, and thus the importance of maximising the value of single, and sometimes ad hoc outreach sessions. Where feasible, future studies building on our approach could embed such longitudinal elements into the project evaluation to test the long-term impacts of educational initiatives. This could take the form of, for example, more formalised teacher surveys, student quizzes or follow-up workshops scheduled in advance to ensure sustained communication.

5.3 Best practice and co-production approaches in physical geography outreach: A template

Climate Explorers involved a large team of primary school children, teachers, ECRs and multimedia producers. This allowed us to gain important insights into the interests and learning preferences of children, and effective ways to engage them with major climate science issues. In practice, schools outreach, and indeed other forms of community engagement, are frequently time-limited, often in hour-long sessions, with individual schools, in classes of 20–30 students. This means that maximising these interactions for teachers, students and academics is key. This is especially important at present, because physical geography issues are at the forefront of global challenges.

Invariably, audience knowledge, priorities, experiences and attitudes towards science will vary nationally and internationally in response to a range of social, economic and

environmental factors (see Canfield et al., 2020). We suggest that the approaches applied during the *Climate Explorers* face to face workshops, and used to design the resulting podcasts are broadly applicable and adaptable across a range of audience groups. We hope that the flexibility of this approach, in terms of logistics and delivery, will provide scientists with the tools to create and deliver inclusive, accessible and audience-appropriate climate science communication resources (Canfield et al., 2020; Humm et al., 2020).

Accordingly, we have synthesised the outcomes and experiences of the *Climate Explorers* workshops and podcasts to develop a series of best-practice templates that are designed to:

- Be flexible for different topics and outreach scenarios, including both face to face and virtual interactions;
- Take account of the time pressures and logistical considerations involved in science–schools interactions;
- Maximise the outcomes for students and teachers, to complement and extend existing curricula; and
- Be applicable to other outreach activities, beyond school-aged groups.

Figure 6 is a template of outreach session structures and logistical elements. Our approach is divided into four modular components: Phase 1, Phase 2, Evaluation, and Pro-environmental actions. These components can be adapted to fit any outreach schedule (e.g. a single hour-long session or multiple video links), while ensuring that the audience leads the way in designing their own learning trajectory. The *Climate Explorers* workshops identified that this modular structure, with embedded activities and discussion time, was successful in encouraging interactions between the participants and scientists. This enabled the participants to actively adapt the sessions and maximise engagement.

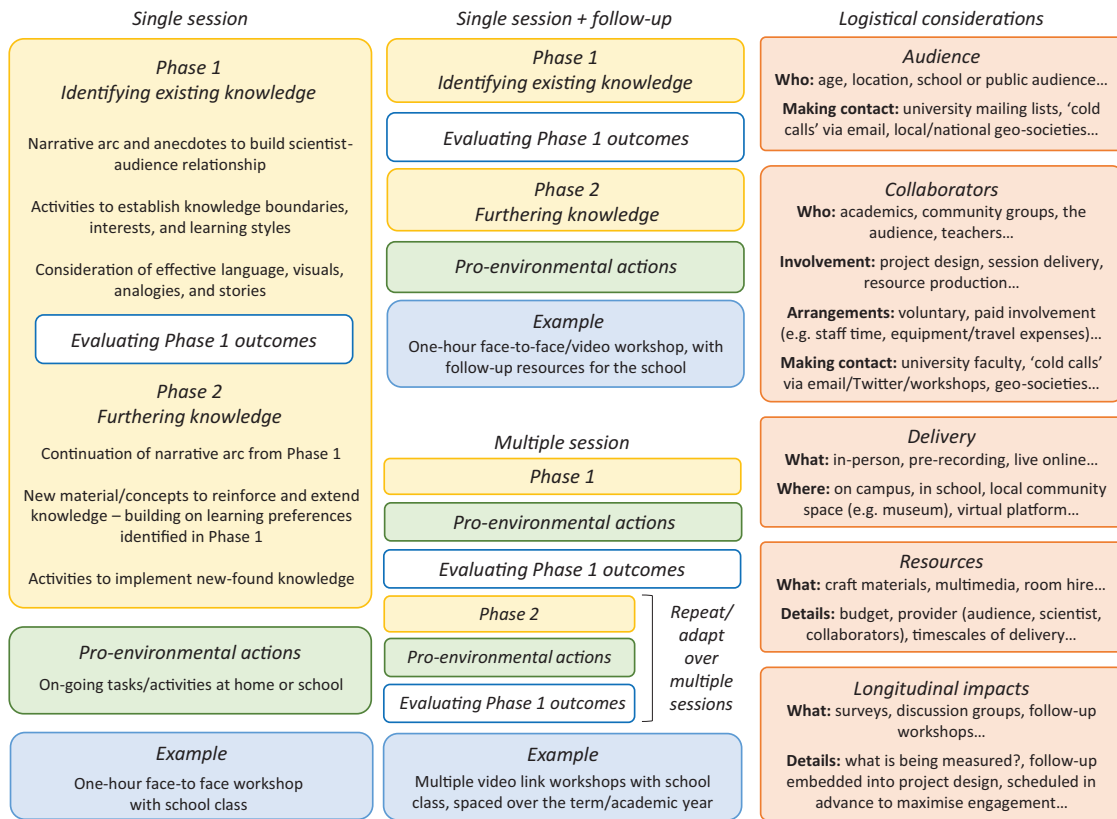


Figure 6. Templates for embedding co-production and narrative approaches into multiple physical geography outreach scenarios: 1) single session, 2) multiple session + follow-up resource provision (as in the *Climate Explorers* model), and 3) multiple session. A modular format of Phase 1, Phase 2, Evaluation, and Pro-environmental actions components allows maximum flexibility, collaboration and ease of application. Yellow: taught workshop element; white: scientist evaluation of current knowledge; green: tasks/activities for the audience to continue after the session or between sessions; blue: examples of a typical session format. Logistical considerations of outreach activities across all designs are shown in orange.

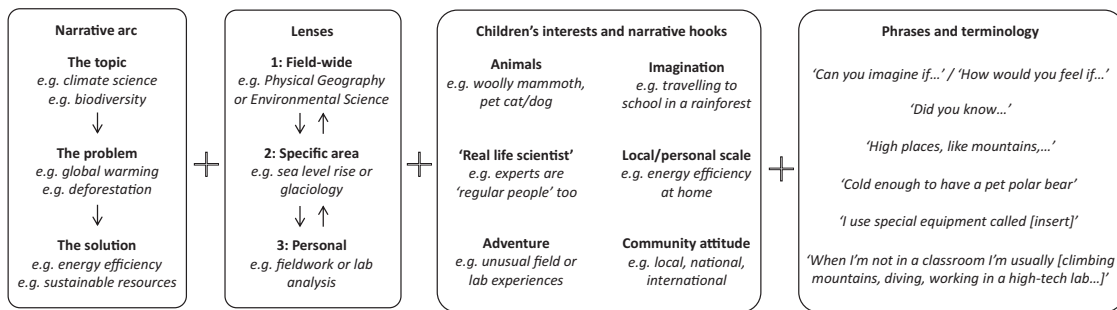


Figure 7. A 'recipe' of narrative and co-production elements in physical geography science communication identified across the *Climate Explorers* schools workshops. Elements can be combined and edited as appropriate, to tailor communication strategies to the audience.

Our workshops and script-writing experiences (e.g. Figure 3, Tables 3 and 4) highlighted four key ingredients for successful communication, drawing on co-production philosophies and storytelling components: narrative arcs, lenses, interests and narrative hooks, and phrases and terminology. Figure 7 provides examples of how these could be adapted and combined for physical geography topics. Flexibility is key, where the workshop leader monitors the efficacy of communication strategies in order to identify knowledge boundaries, acquisition and potential.

VI Conclusion

With increasing challenges posed by global environmental change, it is timely to ensure that schoolchildren are equipped with a knowledge of the natural world. However, global-scale issues are often difficult to communicate in a locally or personally meaningful way. Scientists can play an important role in providing engaging and relevant science communication for school-aged children, as well as broader audiences, if they are provided with effective tools to do so. To address these issues, *Climate Explorers* used co-production and storytelling initiatives in order to 1) produce new multimedia climate science resources for primary (elementary) school-aged children, developed in collaboration with school students, and 2) test the value of co-production and narrative approaches to develop a series of templates that can be adapted and applied by physical geography academics in a range of outreach scenarios.

Our working group comprised 320 school students and 10 teachers, in 7 schools, working with 11 ECRs and science communication specialists. Phase 1 involved schools workshops to identify the students' existing knowledge, paying particular attention to their interests, narrative hooks, and language. In Phase 2, we collated these findings to produce new online educational resources for broader schools' audiences, to further their

knowledge of climate science. In Phase 3, we evaluated our approach and outcomes to develop templates and practical solutions for other physical geographers working with public audiences in a variety of settings. In particular, our findings showed that the personal lens, experience of 'real life' scientists, and narratives can be used to develop meaningful, relevant and memorable educational interactions. This helps to ensure that communication strategies are tailor-made, and relevant to the target audience, thus maximising knowledge transfer in what are often time-limited public engagement sessions. We intend for our approach to form the basis for further development and application to other age groups and physical geography disciplines, in-person and via online workshops, including the design of longitudinal studies to examine the longer-term impacts of science communication initiatives.

Since its original delivery, the co-production and story development approach taken in *Climate Explorers* has been successfully applied and further developed in the following projects: *Future of Our Seas*, an engagement project bringing together marine scientists with marine public engagement professionals (De Clippele et al., 2021); *Citizen Engagement on the Environment*, a project bringing together environmental scientists, policymakers and conservation experts; as well as individual school sessions (face to face and online) and public exhibition events. It has also been used as the basis for scientist training workshops with the European Geosciences Union on the value of story arcs and the personal lens.

Acknowledgements

We would like to thank all of the ECRs, school children and teachers who participated in the project, our project funders, Natural Environmental Research Council, and three anonymous reviewers for truly helpful comments and insightful discussion of the concepts raised in the manuscript.


Declaration of conflicting interests


The authors declared no potential conflicts of interest with respect to the research, authorship, and/or publication of this article.

Funding

The authors disclosed receipt of the following financial support for the research, authorship, and/or publication of this article: Natural Environmental Research Council grant (Public Engagement Pilot 2016_077).

ORCID iD

Kathryn Adamson  <https://orcid.org/0000-0002-6272-1458>

Hannah Price  <https://orcid.org/0000-0002-1608-1592>

References

- Akmajian A, Farmer AK, Bickmore L, et al. (2017) *Linguistics: An Introduction to Language and Communication*. Cambridge: MIT Press.
- Altman K, Yelton B, Hart Z, et al. (2020) ‘You gotta choose your words carefully’: Findings from interviews with environmental health scientists about their research translation perceptions and training needs. *Journal of Health Communication* 25(5): 454–462.
- Anderson K (2015) Duality in climate science. *Nature Geoscience* 8: 898–900.
- Avraamidou L and Osborne J (2009) The role of narrative in communicating science. *International Journal of Science Education* 31(12): 1683–1707.
- Bateman A (2016) *Conversation Analysis and Early Childhood Education: The Co-Production of Knowledge And Relationships*. Abingdon: Routledge.
- Bell A (2016) Media (mis)communication on the science of climate change. *Public Understanding of Science* 3(3): 259–275.
- Boyd RL, Blackburn KG and Pennebaker JW (2020) The narrative arc: Revealing core narrative structures through text analysis. *Science Advances* 6(32): eaba2196.
- Bracken LJ, Bulkeley HA and Whitman G (2015) Transdisciplinary research: Understanding the stakeholder perspective. *Journal of Environmental Planning and Management* 58(7): 1291–1308.
- Brandsen T, Steen T and Verschuere B (2018) *Co-Production and Co-Creation: Engaging Citizens in Public Services*. Abingdon: Taylor & Francis, 322.
- Brechin SR and Bhandari M (2011) Perceptions of climate change worldwide. *Wiley Interdisciplinary Reviews: Climate Change* 2(6): 871–885.
- Budziszewska M and Jonsson SE (2021) From climate anxiety to climate action: An existential perspective on climate change concerns within psychotherapy. *Journal of Humanistic Psychology*. Epub ahead of print 10 February 2021. DOI: 10.1177/0022167821993243.
- Canfield KN, Menezes S, Matsuda SB, et al. (2020) Science communication demands a critical approach that centers inclusion, equity, and intersectionality. *Frontiers in Communication* 5: 2.
- Clayton S (2020) Climate anxiety: Psychological responses to climate change. *Journal of Anxiety Disorders*. Epub ahead of print 26 June 2020. DOI: 10.1016/j.janxdis.2020.102263.
- Cordero EC, Centeno D and Todd AM (2020) The role of climate change education on individual lifetime carbon emissions. *PloS One* 15(2): e0206266.
- Dahlstrom MF (2014) Using narratives and storytelling to communicate science with nonexpert audiences. *Proceedings of the National Academy of Sciences* 111(4): 13614–13620.
- De Clippele L, Michelotti M, Findlay CR, et al. (2021) The Future of Our Seas: Marine scientists and creative professionals collaborate for science communication. *Research for All* 5(1): 134–156.
- Deconto RM and Pollard D (2016) Contribution of Antarctica to past and future sea-level rise. *Nature* 531: 591–597.
- Dillon J (2003) On learners and learning in environmental education: Missing theories, ignored communities. *Environmental Education Research* 9(2): 215–226.
- Dinleyici M, Carman KB, Ozturk E, et al. (2016) Media use by children, and parents’ views on children’s media usage. *Interactive Journal Of Medical Research* 5(2): e18.
- Duschl RA, Schweingruber HA and Shouse AW (2007) *Taking science to school: Learning and teaching science in grades K-8*. Washington, DC: National Academies Press.
- Farrell J (2018) The growth of climate change misinformation in US philanthropy: Evidence from natural language processing. *Environmental Research Letters* 14(3).
- Festinger L (1957) *A Theory of Cognitive Dissonance*. Palo Alto, CA: Stanford University Press.

- Findlater KM, Donner SD, Satterfield T, et al. (2018) Integration anxiety: The cognitive isolation of climate change. *Global Environmental Change* 50: 178–189.
- Gifford R (2011) The dragons of inaction: Psychological barriers that limit climate change mitigation and adaptation. *American Psychologist* 66(4): 290–302.
- Green SJ, Grorud-Colvert K and Mannix H (2018) Uniting science and stories: Perspectives on the value of storytelling for communicating science. *FACETS* 3: 164–173.
- Howarth C and Black R (2015) Local science and media engagement on climate change. *Nature Climate Change* 5(6): 506–508.
- Humm C, Schrogel P and Leßmollmann A (2020) Feeling left out: Underserved audiences in science communication. *Media and Communication* 8(1): 164–176.
- Jacobson MJ, Markauskaite L, Portolese A, et al. (2017) Designs for learning about climate change as a complex system. *Learning and Instruction* 52: 1–14.
- Lawson DF, Stevenson KT, Peterson MN, et al. (2018) Intergenerational learning: Are children key in spurring climate action? *Global Environmental Change* 53: 204–208.
- Lee SJ, Bartolic S and Vandewater EA (2009) Predicting children’s media use in the USA: Differences in cross-sectional and longitudinal analysis. *British Journal of Developmental Psychology* 27(1): 123–143.
- Lee K, Gjersoe N, O’Neill S, et al. (2020) Youth perceptions of climate change: A narrative synthesis. *Wiley Interdisciplinary Reviews: Climate Change* 11(3): e641.
- Lee W and Kuo EC (2002) Internet and displacement effect: Children’s media use and activities in Singapore. *Journal of Computer-Mediated Communication* 7(2): JCMC729.
- Lorenzoni I, Nicholson-Cole S and Whitmarsh L (2007) Barriers perceived to engaging with climate change among the UK public and their policy implications. *Global Environmental Change* 17(3–4): 445–459.
- Martiskainen M, Axon S, Sovacool BK, et al. (2020) Contextualizing climate justice activism: Knowledge, emotions, motivations, and actions among climate strikers in six cities. *Global Environmental Change* 65: 102180.
- Matthews T (2018) Humid heat and climate change. *Progress in Physical Geography: Earth and Environment* 42(3): 391–405.
- Monroe MC, Plate RR, Oxarart A, et al. (2019) Identifying effective climate change education strategies: A systematic review of the research. *Environmental Education Research* 25(6): 791–812.
- National Academies Of Sciences, Engineering, and Medicine (2017) *Communicating Science Effectively: A Research Agenda*. Washington, DC: National Academies Press.
- O’Neill S and Nicholson-Cole S (2009) ‘Fear won’t do it’: Promoting positive engagement with climate change through visual and iconic representations. *Science Communication* 30(3): 355–379.
- Orams MB (1997) The effectiveness of environmental education: Can we turn tourists into ‘greenies’? *Progress in Tourism and Hospitality Research* 3: 295–306.
- Pachauri RK, Allen MR, Barros VR, et al. (2014) Climate change 2014: Synthesis report. Contribution of Working Groups I, II and III to the fifth assessment report of the Intergovernmental Panel on Climate Change. Geneva, Switzerland: IPCC.
- Pielke R Jr (2007) *The Honest Broker: Making Sense of Science in Policy and Politics*. Cambridge: Cambridge University Press.
- Rapley C and De Meyer K (2014) Climate science reconsidered. *Nature Climate Change* 4: 745–746.
- Rodgers S, Wang Z and Schultz JC (2020) A scale to measure science communication training effectiveness. *Science Communication* 42(1): 90–111.
- Rose KM, Markowitz EM and Brossard D (2020) Scientists’ incentives and attitudes toward public communication. *Proceedings of the National Academy of Sciences* 117(3): 1274–1276.
- Singhal A and Rogers E (2012) *Entertainment-Education: A Communication Strategy for Social Change*. Abingdon: Routledge.
- Theune M, Faas S, Nijholt A, et al. (2003) The virtual storyteller: Story creation by intelligent agents. In: *proceedings of the technologies for interactive digital storytelling and entertainment conference TIDSE*, pp. 204–215. Berlin: Springer.
- Topp K, Thai M and Hryciw DH (2019) The role of entertainment in engagement with climate change. *Environmental Education Research* 25(5): 691–700.
- Trott CD (2020) Children’s constructive climate change engagement: Empowering awareness, agency, and action. *Environmental Education Research* 26(4): 532–554.
- Valenti JM and Tavana G (2005) Continuing science education for environmental journalists and science writers. *Science Communication* 27(2): 300–310.
- Van Der Linden S (2015) The social-psychological determinants of climate change risk perceptions:

- Towards a comprehensive model. *Journal of Environmental Psychology* 41: 112–124.
- Vandewater EA and Lee S-J (2009) Measuring children's media use in the digital age: Issues and challenges. *American Behavioral Scientist* 52(8): 1152–1176.
- VanDyke MS and Lee NM (2020) Science public relations: The parallel, interwoven, and contrasting trajectories of public relations and science communication theory and practice. *Public Relations Review* 46(4): 101953.
- Vittrup B, Snider S, Rose KK, et al. (2016) Parental perceptions of the role of media and technology in their young children's lives. *Journal of Early Childhood Research* 14(1): 43–54.
- Wang S, Leviston Z, Hurlstone M, et al. (2018) Emotions predict policy support: Why it matters how people feel about climate change. *Global Environmental Change* 50(50): 25–40.
- Wibeck V (2014) Enhancing learning, communication and public engagement about climate change – some lessons from recent literature. *Environmental Education Research* 20(3): 387–411.
- Wouters H, De Ridder K, Poelmans L, et al. (2017) Heat stress increase under climate change twice as large in cities as in rural areas: A study for a densely populated midlatitude maritime region. *Geophysical Research Letters* 44(17): 8997–9007.