



THE UNIVERSITY *of* EDINBURGH

Edinburgh Research Explorer

Stable Lithium Argon compounds under high pressure

Citation for published version:

Li, X, Hermann, A, Peng, F, Lv, J, Wang, Y, Wang, H & Ma, Y 2015, 'Stable Lithium Argon compounds under high pressure' Scientific Reports, vol. 5, 16675. DOI: 10.1038/srep16675

Digital Object Identifier (DOI):

[10.1038/srep16675](https://doi.org/10.1038/srep16675)

Link:

[Link to publication record in Edinburgh Research Explorer](#)

Document Version:

Publisher's PDF, also known as Version of record

Published In:

Scientific Reports

General rights

Copyright for the publications made accessible via the Edinburgh Research Explorer is retained by the author(s) and / or other copyright owners and it is a condition of accessing these publications that users recognise and abide by the legal requirements associated with these rights.

Take down policy

The University of Edinburgh has made every reasonable effort to ensure that Edinburgh Research Explorer content complies with UK legislation. If you believe that the public display of this file breaches copyright please contact openaccess@ed.ac.uk providing details, and we will remove access to the work immediately and investigate your claim.



SCIENTIFIC REPORTS



OPEN

Stable Lithium Argon compounds under high pressure

Xiaofeng Li^{1,2}, Andreas Hermann³, Feng Peng^{1,2}, Jian Lv¹, Yanchao Wang⁴, Hui Wang⁴ & Yanming Ma^{1,4}

Received: 30 June 2015

Accepted: 12 October 2015

Published: 19 November 2015

High pressure can fundamentally alter the bonding patterns of chemical elements. Its effects include stimulating elements thought to be “inactive” to form unexpectedly stable compounds with unusual chemical and physical properties. Here, using an unbiased structure search method based on CALYPSO methodology and density functional total energy calculations, the phase stabilities and crystal structures of Li–Ar compounds are systematically investigated at high pressure up to 300 GPa. Two unexpected Li_mAr_n compounds (LiAr and Li_3Ar) are predicted to be stable above 112 GPa and 119 GPa, respectively. A detailed analysis of the electronic structure of LiAr and Li_3Ar shows that Ar in these compounds attracts electrons and thus behaves as an oxidizing agent. This is markedly different from the hitherto established chemical reactivity of Ar. Moreover, we predict that the $P4/mmm$ phase of Li_3Ar has a superconducting transition temperature of 17.6 K at 120 GPa.

Argon (Ar) is chemically quite inert due to its closed-shell electronic configuration^{1,2}. Therefore, Ar is very reluctant to form stable compounds under ambient conditions. But ever since the first compound to contain a noble-gas atom, XePtF_6 ^{3,4}, was prepared, many scientists also speculated that other lighter noble gases should be reactive to form new compounds under suitable (most likely, low-temperature) condition⁵. Therefore, while the chemistry of Xe has developed quickly, over the last decades many scientists also tried to stabilise compounds of Argon. There are different types of Ar-containing species, including both neutral and charged molecules, such as HArF , ArH^+ , ArH_2^+ , ArF^- , ArCF_2^{2+} , OArF^- , (ArO) (LiF)₂ and so on, many of them predicted, and others observed in experiment^{5–25}. A neutral compound involving chemically bonded Argon, hydridoargon fluoride (HArF) was isolated in a low-temperature matrix by Räsänen *et al.*⁷. Quantum-chemical calculations^{7,8} indicated that HArF is intrinsically stable, owing to significant ionic and covalent contributions to its bonding. This is in line with computational predictions^{9,10} that inferred argon should form stable hydride species. Subsequently, two new argon-containing bound metastable compounds FArCCH and FArSiF_3 were predicted theoretically¹¹. The argon compounds ArBeS ¹² and ArAuF ¹³ were prepared and characterized, adding to the possible range of chemical bonds between argon atoms and other elements. Very recently, the $(\text{NgO})(\text{LiF})_2$ ($\text{Ng} = \text{He}, \text{Ar}$)^{17,18} molecules, which contain a argon (helium) atom chemically bound to oxygen, were predicted to be stable by quantum mechanical methods. In all these compounds, whether anionic, cationic or neutral, the roles of Ar are quite different, yet all of them are weakly bound (if observable, they are only stable in low-temperature matrices) and Ar has a positive partial charge, i.e. donates electrons during the formation of the compounds. This is of particular importance for Ar chemistry, which is currently exemplified by neutral and thermally quite fragile species. Providing new physical stimuli might be a promising avenue to enrich the chemistry of argon beyond these few metastable bound compounds.

High pressure, by reducing the atomic distances and thus emphasizing the repulsive part of atomic interaction potentials, can alter the bonding characteristics of the elements, ultimately leading to novel chemical phenomena. Interactions with electropositive alkali or alkaline earth elements are particularly promising in this respect. For example, theoretical calculations of the Li–B binary system^{26,27} suggested

¹Beijing Computational Science Research Center, Beijing 100084, P. R. China. ²College of Physics and Electronic Information, Luoyang Normal College, Luoyang 471022, P. R. China. ³Centre for Science at Extreme Conditions and SUPA, School of Physics and Astronomy, The University of Edinburgh, Edinburgh EH9 3FD, United Kingdom. ⁴State Key Lab of Superhard Materials, Jilin University, Changchun 130012, Peoples Republic of China. Correspondence and requests for materials should be addressed to Y.M. (email: mym@calypso.cn)

that the simple stoichiometry LiB is the most stable phase under pressure, but has not yet been identified in experiment^{28,29}. Moreover, increasing pressure makes boron (B) ions acquire more and more electronic charge, which enables B ions in Lithium-Boron compounds to transition (with increased lithium content) from graphite-like B sheets in LiB, via zigzag B chains in Li₂B, to B₂ dimers in Li₄B, and finally to isolated B ions in Li₅B and Li₆B. In the Mg–O system, only the NaCl type structure MgO was observed in experiment at pressures up to 227 GPa³⁰. However, the compounds MgO₂ and Mg₃O₂ are theoretically predicted to become enthalpically stable at 116 GPa and 500 GPa, respectively³¹. The chemical bonding in both insulating MgO₂ and semiconducting Mg₃O₂ exhibits significant ionic character. Dong *et al.*³² studied binary compounds of helium and sodium. Their results included Na₂He, with a fluorite-type structure, and predicted to be stable above 160 GPa –well below the pressures required for compound formation of He with other elements. Other manifestations include unusual stoichiometries in the Na-Cl system³³; stable alkali polyhydrides³⁴, some with promising superconducting properties³⁵; cesium in a high oxidation or an anionic state³⁶; and stable Fe/Ni-Xe and Mg-Xe compounds under pressure, predicted by first principles calculations^{37,38}. In the latter, Xe exhibits the unusual characteristic to accept electrons and form anions. The first metallic alloy of Xe, namely HgXe⁶, was in fact calculated to form at a pressure of 75 GPa, and to take up the CsCl structure. The evolution of elements' atomic energy levels with pressure is expected to contribute to such exotic behavior³⁹. Therefore, it is not unreasonable to assume that high pressure can moderate the chemical reactivity of Ar in reactions with metals. In particular, empty Ar-3*d* states are expected to become more accessible under pressure relative to the occupied *s*-states of simple metals, and Ar could serve as an electron acceptor. Lithium (Li) itself is considered to be a “simple” metal as its electronic structure is well described by a free-electron model at ambient conditions^{40,41}. Its average electron density increases rapidly with pressure and its electronic structure changes dramatically, induced by an electronic *s*-*p* transition, eventually manifesting itself in an intermediate semiconducting phase^{42,43}.

Here, we investigate systematically the stabilization of compounds of Li and Ar under high pressure. We employ an unbiased structure searching method as implemented in the CALYPSO (Crystal structure ANALYSIS by Particle Swarm Optimization) package^{44,45} in conjunction with first-principles density functional total-energy calculations to explore possible stable phases of Li-Ar system (see the Supplementary Information for more details). This method has been successfully applied to solve high-pressure structures of various systems, ranging from elements to binary and ternary compounds^{35–38,43}.

Results

Phase stabilities in the Li-Ar system are established at various pressures by judging the formation enthalpy of stoichiometric Li_{*m*}Ar_{*n*} ((*m, n*) = (1,5)–(5,1); (2,3); and (3,2)) compounds. In such calculations, the formation enthalpy of per atom in Li_{*m*}Ar_{*n*} is defined as follows:

$$h_f(\text{Li}_m\text{Ar}_n) = \frac{[H(\text{Li}_m\text{Ar}_n) - mH(\text{Li}) - nH(\text{Ar})]}{m + n}$$

There, h_f is the formation enthalpy per atom, and H is the calculated enthalpy of each compound. Here, we restrict ourselves to ground state calculations, i.e. $H = E + pV$. If the formation enthalpy of a compound is negative, this compound is considered stable with respect to decomposition into the elements. For $H(\text{Li})$, we used the relevant structures across the entire pressure range⁴³; for $H(\text{Ar})$, the hexagonal close packed (hcp) structure of solid Ar is adopted⁴⁶ (The enthalpies of hcp and fcc-Ar are almost equal, which does not affect the stability of the binary compounds, see Fig. S1). It is important to recognize that going beyond the ground state in light-element systems, ion dynamics can significantly change the total energies due to large zero point energy (ZPE) contributions^{47,48}. Here, the ZPEs for the *P4/mmm* phase of LiAr, the hexagonal phase of Ar, and the *Cmca*-24 structure of Li at 100 GPa are calculated to be as 86, 8, and 86 meV/atom, respectively. The contribution of ZPE to h_f is thus quite small in the case of LiAr, and it is valid to neglect the contribution of ZPE when discussing the relative stability of Li–Ar systems. However, to account for all possible “escape routes”, we construct the “convex hull” or “global stability line” of all considered binary phases. In such a phase diagram, where $h_f(\text{Li}_m\text{Ar}_n)$ is plotted versus the lithium content $x_{\text{Li}} = m/(m + n)$, all points on the convex hull (solid line) are stable against all decomposition reactions. The convex hull for Li_{*m*}Ar_{*n*} phases is displayed in Fig. 1 at 100, 200 and 300 GPa. At 100 GPa, all enthalpies of formation are positive; no Li-Ar compounds are found that are stable with respect to the elements. At 200 GPa, we see that various formation enthalpies are negative except for LiAr_{*n*} (*n* = 3, 4, 5), which indicates that other unexpected compounds Li_{*m*}Ar_{*n*} are perhaps synthesizable experimentally under high-pressure conditions. Specifically, from inspecting the convex hull it is found that LiAr and Li₃Ar are enthalpically the most stable in under high pressures. The enthalpies of other phases are only slightly higher (about 0.1 eV/atom) than those of the stable compounds. In particular, Li₄Ar (Fig. S2, Table S1) and Li₅Ar under high pressure, but also Li₂Ar, Li₃Ar₂, LiAr₂ and Li₂Ar₃ (Fig. S2, Table S1) are metastable and possibly synthesizable. More Ar-rich phases were not found to be stable at any pressure.

As shown in Fig. 2, LiAr, Li₃Ar, and Li₅Ar become stable above 112 GPa, 119 GPa, and 109 GPa, respectively. Note that Li₅Ar is the first Li-Ar compound stabilized by pressure, followed in quick

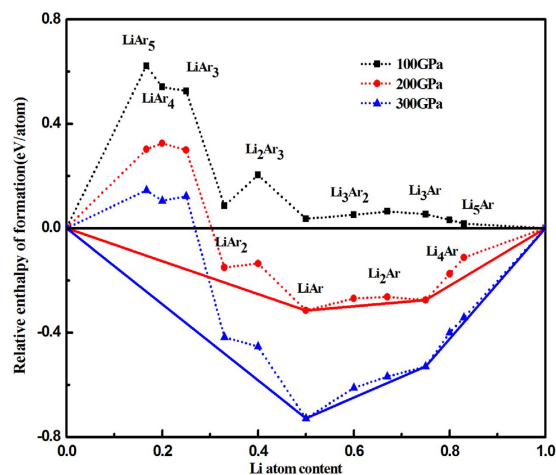


Figure 1. Relative enthalpies of formation per atom for Li_mAr_n phases. Dashed lines connect data points, and solid lines denote the convex hull.

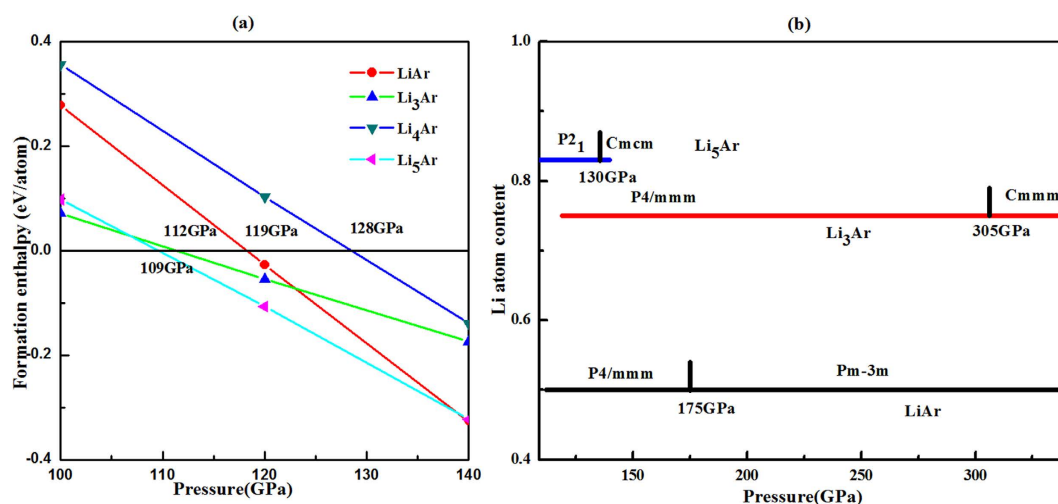


Figure 2. (a) Enthalpy of formation as a function of pressure for various Li_mAr compounds, respectively, where $\Delta H(\text{Li}_m\text{Ar}) = H(\text{Li}_m\text{Ar}) - m \cdot H(\text{oC}_{24}\text{-Li}) - H(\text{hcp-Ar})$; (b) Predicted pressure ranges of stability for Li-Ar compounds.

succession by LiAr and Li_3Ar . While Li_5Ar is stable between about 109 GPa and 140 GPa only, both LiAr and Li_3Ar are found to be stable up to the highest pressures included in this study (Fig. S3). In order to judge the dynamic stability of LiAr, Li_3Ar , and Li_5Ar , we have calculated the phonon dispersion curves (Fig. S4). No dynamic instabilities were observed throughout the whole Brillouin zone, indicating that LiAr, Li_3Ar and Li_5Ar are dynamically stable above 100 GPa. This means that, once formed at pressures, these phases can be decompressed down to at least 100 GPa (no dynamic instabilities were found for LiAr down to 43 GPa).

LiAr, Li_3Ar and Li_5Ar adopt relatively simple layered structures that can be interpreted as stackings of square lattices comprised of the elements (Fig. 3). Crystallographic information of the stable phases of LiAr, Li_3Ar and Li_5Ar are summarized in Table S2. From Fig. 2(a), it is seen that LiAr takes up a tetragonal $P4/mmm$ phase below 175 GPa. This phase (shown in Fig. 2(a)) comprises alternately stacked square lattices of Ar and Li in $[\text{ArArArLiLiLi}]$ periodicity along its crystallographic c axis. At pressures $P > 175$ GPa, the most stable structure for LiAr is the CsCl structure type, which can also be considered as alternate stackings of Li and Ar (see Fig. 3(b)). This CsCl structure of LiAr has also been found in HgXe at 75 GPa⁶. While the high-pressure phase of LiAr is one of the two most common structure type of ionic compounds (see below on a thorough examination of its electronic structure), the $P4/mmm$ structure is not known amongst binary compounds. In fact, it can be related to the much more complex structure of the high- T_c superconductor $\text{HgBa}_2\text{CuO}_4$ ⁴⁹, with lithium atoms occupying the sites of Cu and Ba cations, and some of the argon atoms occupying the sites of Hg. This comparison is not perfect, but it hints at a more complex electronic structure that stabilizes this structure for LiAr. Note that the layered

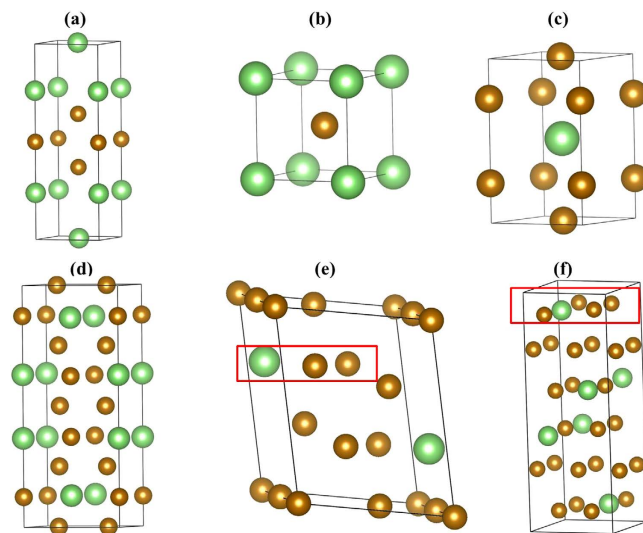


Figure 3. The structures of LiAr and Li₃Ar. (a) *P4/mmm*-LiAr; (b) LiAr in CsCl structure type; (c) *P4/mmm*-Li₃Ar; (d) *Cmmm*-Li₃Ar; (e) *P2*₁-Li₅Ar; (f) *Cmcm*-Li₅Ar. The large green balls and the smaller golden balls represent Ar atom and Li atom, respectively. Red squares indicate layers in the Li₅Ar structures.

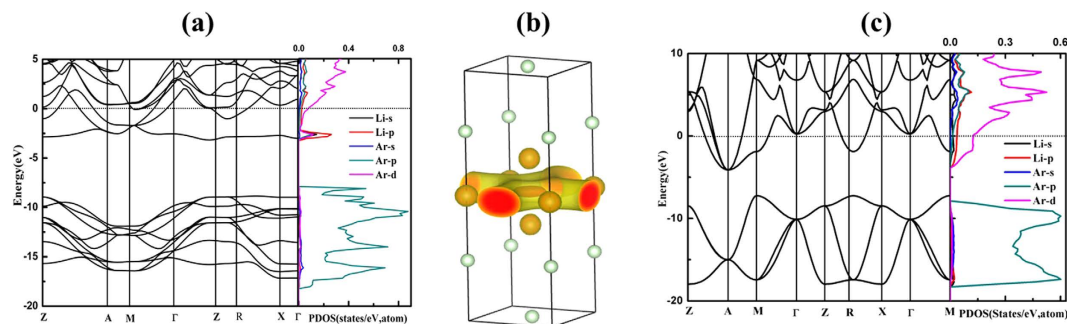


Figure 4. (a) The electronic band structure and density of states of *P4/mmm*-LiAr at 150 GPa; (b) The charge density of the flat band around -2.5 eV; (c) The electronic band structure and PDOS of the CsCl structure of LiAr at 200 GPa.

nature of this structure is not an approximant to segregation. For one, *P4/mmm*-LiAr is more stable than the elements above 112 GPa. We also constructed larger unit cells of LiAr with [(Ar)₅(Li)₅] and [(Ar)₆(Li)₆] stacking orders; at 100 GPa, these are 0.019 eV/atom and 0.036 eV/atom higher in enthalpy than *P4/mmm*-LiAr (Fig. S5).

For Li₃Ar, the stable structure above 119 GPa also has space group *P4/mmm* (stacking order [LiLiLiAr]) (Fig. 3(c)). At about 305 GPa, an orthorhombic structure (space group *Cmmm*), which is also a layered structure, becomes the most stable phase of Li₃Ar. Its conventional cell is shown in Fig. 3(d). Li₅Ar crystallizes in the pressure range of 109 GPa to 130 GPa in a monoclinic *P2*₁ phase, which is also a stacking variant, and shown in Fig. 3(e). Above 130 GPa, Li₅Ar is most stable in an orthorhombic *Cmcm* phase (see Fig. 3(f)). The structures found in the stable Li-Ar phases are very similar (but not identical) to predicted Mg-Xe and Mg-Kr compounds³⁸.

To further investigate the nature of the stabilization of these Li-Ar compounds, we analyzed their electronic structure. Due to their predicted stability over a wide pressure range, we will focus on the LiAr and Li₃Ar phases here. For LiAr, Fig. 4 (a) shows the electronic band structure and projected density of states (PDOS) of the *P4/mmm* structure at 150 GPa and the CsCl structure type at 200 GPa, respectively. Both structures are metallic, as several bands cross the respective Fermi level. The states around the Fermi level indicate a partial occupation of Ar-3*d* states in both phases, which is more pronounced in the CsCl structure at higher pressure. The same is true for the stable phases of Li₃Ar (see Fig. S6). Moreover, we find that the density of states at the Fermi level in both Li-Ar compounds (at 150 and 200 GPa) is larger than in elemental Li at the same pressures (Fig. S7). Note that *P4/mmm*-LiAr has a very flat band at 2 eV below the Fermi energy. We plot the charge density of this band in Fig. 4(b), and find the electron density to be partially localized in the interstitial region in the Li layer. Li itself undergoes a

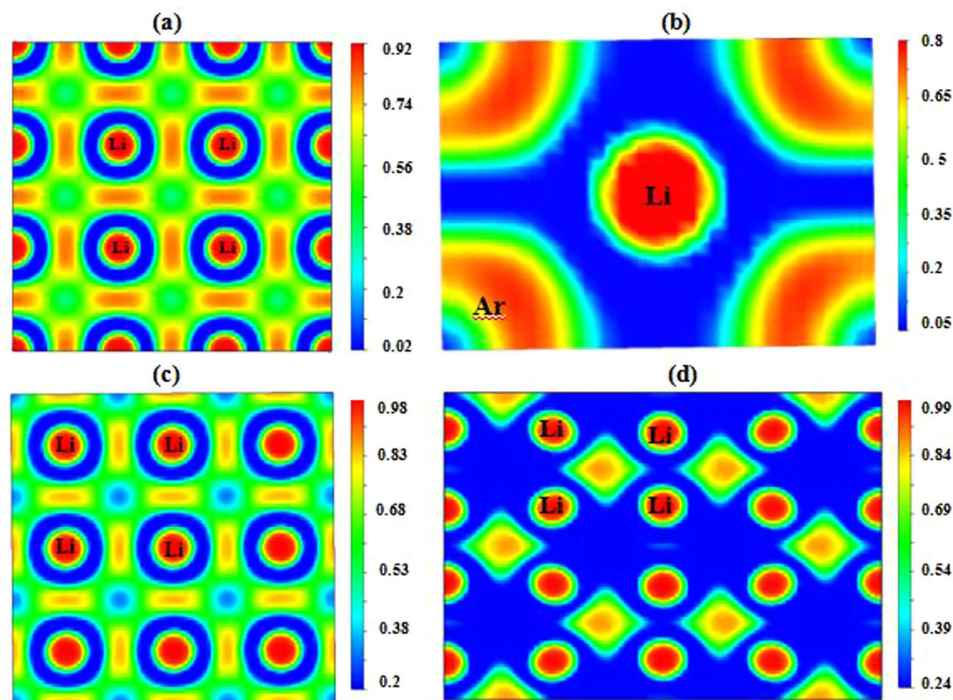


Figure 5. The calculated ELF of Li-Ar compounds. (a) $P4/mmm$ -LiAr along (001) plane at 150 GPa, (b) CsCl structure of LiAr along (110) plane at 200 GPa, (c) $P4/mmm$ -Li₃Ar along (001) plane at 200 GPa, and (d) $Cmmm$ -Li₃Ar along (001) plane at 310 GPa. Color scheme follows the rainbow colors from blue to red.

structural phase transition at about 70 GPa and becomes a semiconducting ‘electride’^{50,51}, a phenomenon that is caused by localization of valence electrons in the interstitial region of a densely packed Li lattice⁴². In contrast, tetragonal LiAr remains metallic under high pressure throughout its stability range. This is caused by partial charge transfer from Li-2s to Ar-3d states. A topological analysis of the electron density based on Bader’s atoms-in-molecules approach⁵² helps us to quantify this effect: the net atomic charges in $P4/mmm$ -LiAr at $P=160$ GPa are +0.71e for Li1, +0.59e for Li2, -0.12e for Ar1 and -0.40e for Ar2. Note that these charges do not add up to zero: Bader’s analysis finds two pockets of electronic charge in the interstitial region, at the $2e$ (1/2, 0, 1/2) position in the unit cell, with -0.54e in each pocket. These interstitial electrons are at the same position as oxygen anions in the CuO₂ layers of HgBa₂CuO₄. Because the lithium atoms’ valence electrons are not completely localized, but also partially populate the Ar-3d states, the structure remains metallic, in contrast to the pure lithium “electride” phase. The localized nature of the interstitial electron is confirmed by the Electron Localization Function (ELF), which carries information about the bonding character and valence electron configurations of atoms in a compound⁵³. Larger ELF values usually correspond to inner shell or lone pair electrons and covalent bonds, whereas ionic and metallic bonds correspond to small ELF values. In Fig. 5(a), ELF is shown for a cut through the $z=1/2$ plane of tetragonal LiAr at 150 GPa: besides the $1s^2$ shell of lithium, there is significant interstitial electron localization visible between adjacent lithium cations (with a maximum value of ELF = 0.87).

The CsCl phase of LiAr at 200 GPa is also found to be metallic and from Fig. 4(c), we can see that the value of DOS at the Fermi level is larger than that of tetragonal LiAr at 150 GPa. This indicates that the charge transfer is larger in this structure (and at the higher pressure), as Ar-3d states are lowered relative to Li-2s states. Bader’s analysis gives partial charges of +0.67e for Li and -0.67e for Ar at $P=200$ GPa, which reduce to $\pm 0.62e$ at $P=300$ GPa. As could be expected, no interstitial charge density forms in this structure – see the plot of the ELF in the [110] plane at $P=200$ GPa in Fig. 5(b). Thus, at pressures above $P=175$ GPa, LiAr is predicted to form a simple intermetallic compound – with anionic character of Ar. The Li core does not contain p-orbitals and is thus quite compact, due to the absence of orthogonality constraints, which contributes to the stability of LiAr with respect to elemental Li and Ar.

For Li₃Ar, the electronic band structure and PDOS of the tetragonal $P4/mmm$ phase at 200 GPa and the orthorhombic $Cmmm$ phase at 310 GPa are compiled in Fig. S4. They indicate that Li₃Ar under high pressure is metallic in either phase. As in LiAr, this is driven by partial occupation of the Ar-3d states. The ELF plots for Li₃Ar at 200 GPa and 310 GPa (see Fig. 5(c,d)) show that, similar to tetragonal LiAr, there is electron localization in the interstitial region between Li atoms. A Bader analysis corroborates this picture: in tetragonal Li₃Ar, the partial charge of Li1 is +0.61e at 200 GPa (+0.57e at 300 GPa), +0.55e (+0.49e) for Li2, and -1.03e (-1.02e) for Ar. The interstitial site at $2f$ (1/2, 0, 0) has a

partial charge of $-0.46e$ ($-0.37e$). In the orthorhombic structure of Li_3Ar at 310 GPa, the charge transfer numbers agree qualitatively with all other Li-Ar phases discussed here.

Since all predicted stable phases are metallic, we estimated their potential for phonon-mediated superconductivity, with electron-phonon coupling calculated with the Quantum ESPRESSO package⁵⁴. In our calculations we found that neither of the stable LiAr high-pressure phases exhibits significant electron-phonon coupling. However, for the tetragonal $P4/mmm$ - Li_3Ar , we find an electron-phonon coupling strength of $\lambda = 0.721$ and a superconducting temperature $T_c = 17.6$ K at 120 GPa, which reduce to $\lambda = 0.454$ and $T_c = 6.5$ K at 200 GPa. Superconductivity in an electride has been measured at ambient pressure: in $12\text{CaO}\cdot 7\text{Al}_2\text{O}_3$, a superconducting phase was found below $T_c = 0.4$ K⁵⁵.

In summary, by crystal structure searches based on CALYPSO methodology and density functional total energy calculations, potentially stable Li-Ar phases are systematically investigated at high pressure up to 300 GPa. Two unexpected Li_mAr_n compounds (LiAr and Li_3Ar) might be experimentally synthesizable over a wide range of pressures. Our calculations indicate that LiAr and Li_3Ar are enthalpically and dynamically stable above pressures of 112 GPa and 119 GPa, respectively, while Li_5Ar is stable in a small pressure window of 109–140 GPa. We found that all stable phases are metallic.

High pressure can induce argon to become an electron acceptor, as evidenced here by its ability to form stable intermetallic compounds with Li. In this particular system, the formation of ionic compounds (involving charge transfer from Li-2s to Ar-3d states) competes with lithium's propensity to shed its valence electron into interstitial space. The first stable Li-Ar compounds are thus predicted to feature both electride and metallic behavior. With higher pressure, the tendency of electron localization decreases in favor of increased ionic character. The absolute value of electronic charge transferred gradually decreased for all stable Li-Ar compounds. Amongst the stable Li-Ar compounds, Li_3Ar exhibits reasonable electron-phonon coupling, with predicted superconducting temperatures of 17.6 K at 120 GPa and 6.5 K at 200 GPa, thus adding this compound to an intriguingly short list of candidates of superconducting electride phases.

Computational Methods

The crystal structural predictions were performed by CALYPSO methodology as implemented in the CALYPSO code^{44,45}. The significant feature of this methodology is its capability of predicting stable and metastable structures at given pressures with only the knowledge of the chemical composition. The structures of Li_mAr_n ($(m, n) = (1,5)$ – $(5,1)$; $(2,3)$; and $(3,2)$) were investigated at pressures of 100, 200 and 300 GPa. The underlying ab initio structural relaxations and electronic band structure calculations used density functional theory with the Perdew-Burke-Ernzerhof (PBE) generalized gradient approximation (GGA) of the exchange-correlation energy as implemented in the VASP code⁵⁶. The projector augmented wave (PAW) method was used to model the electron-ion interaction⁵⁶, including the $1s^2 2s^1$, and $3s^2 3p^6$ electrons of Li and Ar, respectively, in the valence space. A cutoff energy of 900 eV was used for the plane wave expansion of the wave functions, and fine regular k-point grids used for Brillouin zone integrations⁵⁷, to ensure that all the enthalpy calculations were converged to better than 1 meV/atom. The accuracy of the total energies obtained within the framework of density functional theory is in many cases sufficient to predict the stability of structures. Phonon calculations were carried out using a supercell approach as implemented in the PHONOPY code⁵⁸. Estimates of electron-phonon coupling strengths and phonon-mediated superconductivity were obtained using the Quantum ESPRESSO code⁵⁴; see the Supplementary Information for more details.

References

- Räsänen, M. Argon out of thin air. *Nat. Comm.* **6**, 82 (2014).
- Huheey, J. E., Keiter, E. A., Keiter, R. L. & Medhi, O. K. *Inorganic chemistry: principles of structure and reactivity*. Harper & Row New York (1983).
- Bartlett, N. Xenon hexafluoroplatinate(V) $\text{Xe}^+[\text{PtF}_6]^-$. *Proc. Chem. Soc.* **218** (1962).
- Graham, L., Graudejus, O., Jha, N. K. & Bartlett, N. Concerning the nature of XePtF_6 . *Coord. Chem. Rev.* **197**, 321–334 (2000).
- Frenking, G. & Cremer, D. The chemistry of the noble gas elements helium, neon and argon—experimental facts and theoretical predictions. *Struct. Bonding* **73**, 17–95 (1990).
- Grochala, W. A typical compounds of gases, which have been called “noble”. *Chem. Soc. Rev.* **36**, 1632–1655 (2007).
- Khriachtchev, L., Pettersson, M., Runeberg, N., Lundell, J. & Räsänen, M., A stable argon compound. *Nature* **406**, 874–876 (2000).
- Runeberg, N., Pettersson, M., Khriachtchev, L., Lundell, J. & Räsänen, M. A theoretical study of HArF , a newly observed neutral argon compound. *J. Chem. Phys.* **114**, 836–841 (2001).
- Pettersson, M., Lundell, J. & Räsänen, M. Neutral rare gas containing charge-transfer molecules in solid matrices I: HXeCl , HXeBr , HXeI and HArCl in Kr and Xe. *J. Chem. Phys.* **102**, 6423–6431 (1995).
- Wong, M. W. Prediction of a metastable helium compound: HHeF . *J. Am. Chem. Soc.* **122**, 6289–6290 (2000).
- Cohen, A., Lundell, J. & Gerber, R. B. First compounds with argon-carbon and argon-silicon chemical bonds. *J. Chem. Phys.* **119**, 6415–6417 (2003).
- Wang, Q. & Wang, X. Infrared Spectra of NgBeS ($\text{Ng} = \text{Ne, Ar, Kr, Xe}$) and BeS_2 in Noble-Gas Matrices. *J. Phys. Chem. A* **117**, 1508–1513 (2013).
- Wang, X., Andrews, L., Brosi, F. & Riedel, S. Matrix Infrared Spectroscopy and Quantum-Chemical Calculations for the Coinage-Metal Fluorides: Comparisons of ArAuF , NeAuF , and Molecules MF_2 and MF_3 . *Chem. Eur. J.* **19**, 1397–1409 (2013).
- Bates, D. R., Cook, C. J. & Smith, F. J. Classical theory of ion-molecule rearrangement collisions at high impact energies. *Proc. Phys. Soc.* **83**, 49–57 (1964).

15. Giese, C. F. & Maier, W. B. Energy Dependence of Cross Sections for Ion—Molecule Reactions. Transfer of Hydrogen Atoms and Hydrogen Ions. *J. Chem. Phys.* **39**, 739–748 (1963).
16. Antonietti, P., Borocci, S., Bronzolino, N., Cecchi, P. & Grandinetti, F. Noble Gas Anions: A Theoretical Investigation of FNGBN[−] (Ng=He–Xe). *J. Phys. Chem. A*, **111**, 10144–10151 (2007).
17. Szarek, P. & Grochala, W. Noble Gas Monoxides Stabilized in a Dipolar Cavity: A Theoretical Study. *J. Phys. Chem. A* **119**, 2483–2489 (2015).
18. Grochala, W. A metastable He–O bond inside a ferroelectric molecular cavity: (HeO)(LiF)₂. *Phys. Chem. Chem. Phys.* **14**, 14860–14868 (2012).
19. Li, T. H., Mou, C. H., Chen, H. R. & Hu, W. P. Theoretical Prediction of Noble Gas Containing Anions FNgO[−] (Ng=He, Ar, and Kr). *J. Am. Chem. Soc.* **127**, 9241–9245 (2005).
20. Lundell, J., Räsänen, M. & Kunttu, H. Predicted structure, spectra and stability of ArHX⁺, KrHX⁺ and XeHX⁺ (X= Cl, Br or I). *J. Mol. Struct.* **358**, 159–165 (1995).
21. Fridgen, T. D. & Parnis, J. M. Density functional theory study of the proton-bound rare-gas dimers Rg₂H⁺ and (RgHRg)⁺ (Rg=Ar, Kr, Xe): Interpretation of experimental matrix isolation infrared data. *J. Chem. Phys.* **109**, 2162–2168 (1998).
22. Fridgen, T. D. & Parnis, J. M. Electron bombardment matrix isolation of Rg/Rg'/methanol mixtures (Rg=Ar,Kr,Xe): Fourier-transform infrared characterization of the proton-bound dimers Kr₂H⁺, Xe₂H⁺, (ArHKr)⁺ and (ArHXe)⁺ in Ar matrices and (KrHXe)⁺ and Xe₂H⁺ in Kr matrices. *J. Chem. Phys.* **109**, 2155–2161 (1998).
23. Lockyear, J. F. *et al.* Generation of the ArCF₂²⁺ Dication. *J. Phys. Chem. Lett.* **1**, 358–362 (2010).
24. Lundell, J. & Kunttu, H. Structure, Spectra, and Stability of Ar₂H⁺, Kr₂H⁺, and Xe₂H⁺: An Effective Core Potential Approach. *J. Phys. Chem.* **96**, 9774–9781 (1992).
25. Frenking, G., Koch, W., Gauss, J. & Cremer, D. Stabilities and Nature of the Attractive Interactions in HeBeO, NeBeO, and ArBeO and a Comparison with Analogs NgLiF, NgBN, and NgLiH (Ng= He, Ar). A Theoretical Investigation. *J. Am. Chem. Soc.* **110**, 8007–8016 (1988).
26. Hermann, A., McSorley, A., Ashcroft, N. W. & Hoffmann, R. From Wade–Mingos to Zintl–Klemm at 100 GPa: Binary Compounds of Boron and Lithium. *J. Am. Chem. Soc.* **134**, 18606–18618 (2012).
27. Peng, F., Miao, M. S., Wang, H., Li, Q. & Ma, Y. M. Predicted Lithium–Boron Compounds under High Pressure. *J. Am. Chem. Soc.* **134**, 18599–18605 (2012).
28. Kolmogorov, A. N. & Curtarolo, S. Theoretical study of metal borides stability. *Phys. Rev. B* **74**, 224507 (2006).
29. Lazicki, A., Hemley, R. J., Pickett, W. E. & Yoo, C. S. Structural study of LiB to 70 GPa. *Phys. Rev. B*, **82**, 180102 (2010).
30. Duffy, T. S., Hemley, R. J. & Mao, H. K. Equation of State and Shear Strength at Multimegabar Pressures: Magnesium Oxide to 227 GPa. *Phys. Rev. Lett.* **74**, 1371–1374 (1995).
31. Zhu, Q., Oganov, A. R. & Lyakhov, A. O. Novel stable compounds in the Mg–O system under high pressure. *Phys. Chem. Chem. Phys.* **15**, 7696–7700 (2013).
32. Dong, X. *et al.* Stable Compound of Helium and Sodium at High Pressure. Preprint at <http://arxiv.org/abs/1309.3827> (2013).
33. Zhang, W. W. *et al.* Unexpected stable stoichiometries of sodium chlorides. *Science* **342**, 1502–1505 (2013).
34. Zurek, E., Hoffmann, R., Ashcroft, N. W., Oganov, A. R. & Lyakhov, A. O. A little bit of Lithium does a lot for hydrogen. *Proc. Natl. Acad. Sci. USA* **106**, 17640–17643 (2009).
35. Wang H., Tse, J. S., Tanaka, K., Iitaka, T. & Ma, Y. M. Superconductive sodalite-like clathrate calcium hydride at high pressures. *Proc. Natl. Acad. Sci. USA* **109**, 6463–6466 (2012).
36. Miao, M. S. Caesium in high oxidation states and as a p-block element. *Nat. Chem.* **5**, 846–852 (2013).
37. Zhu, L., Liu, H. Y., Pickard, C. J., Zou, G. T. & Ma, Y. M. Reactions of xenon with iron and nickel are predicted in the Earth's inner core. *Nat. Chem.* **6**, 644–648 (2014).
38. Miao, M. S. Xe anions in stable Mg–Xe compounds: the mechanism of missing Xe in Earth atmosphere. Preprint at <http://arxiv.org/abs/1309.0696> (2013).
39. Miao, M. S. & Hoffmann, R. High Pressure Electrides: A Predictive Chemical and Physical Theory. *Acc. Chem. Res.* **47**, 1311–1317 (2014).
40. Hunt, M. B., Reinders, P. H. P. & Springford, M. A de Haas-van Alphen effect study of the Fermi surface of lithium. *J. Phys. Condens. Matt.* **1**, 6589–6602 (1989).
41. Rodriguez-Prieto, A., Bergara, A., Silkin, V. M. & Echenique, P. M. Complexity and Fermi surface deformation in compressed lithium. *Phys. Rev. B*, **74**, 172104-1-4 (2006).
42. Rousseau, B., Xie, Y., Ma, Y. M. & Bergara, A. Exotic high pressure behavior of light alkali metals, lithium and sodium. *Eur. Phys. J. B* **81**, 1–14 (2011).
43. Lv, J., Wang, Y. C., Zhu, L. & Ma, Y. M. Predicted Novel High-Pressure Phases of Lithium. *Phys. Rev. Lett.*, **106**, 015503-1-4 (2011).
44. Wang, Y. C., Lv, J., Zhu, L. & Ma, Y. M. Crystal structure prediction via particle-swarm optimization. *Phys. Rev. B*, **82**, 094116–094123 (2010).
45. Wang, Y. C., Lv, J., Zhu, L. & Ma, Y. M. CALYPSO: a method for crystal structure prediction. *Comput. Phys. Commun.* **183**, 2063–2070 (2012).
46. Wittlinger, J., Fischer, R., Werner, S., Schneider, J. & Schulz, H. High pressure study of h.c.p.-argon. *Acta. Crystallographica B* **53**, 745–749 (1997).
47. Pickard, C. J., Martinez-Canales, M. & Needs, R. J. Density functional theory study of phase IV of solid hydrogen. *Phys Rev B* **85**, 214114 (2012).
48. Hermann, A., Ashcroft, N. W. & Hoffmann, R. Isotopic differentiation and sublattice melting in dense dynamic ice. *Phys Rev B* **88**, 214113 (2013).
49. Putlin, S. N., Antipov, E. V., Chmaissem, O. & Marezio, M. Superconductivity at 94 K in HaBa₂CuO_{4+δ}. *Nature*. **362**, 226–267 (1993).
50. Issa, D. & Dye, J. L. Synthesis of Cesium 18-Crown-6: The First Single-Crystal Electride? *J. Am. Chem. Soc.* **104**, 3781–3782 (1982).
51. Dye, J. L. Electrides: Early Examples of Quantum Confinement. *Acc. Chem. Res.* **42**, 1564–1572 (2009).
52. Bader, R. *Atoms in Molecules: A Quantum Theory*, Oxford University Press (1990).
53. Miao, M. S. & Hoffmann, R. High Pressure Electrides: A Predictive Chemical and Physical Theory. *Acc. Chem. Res.* **47**, 1311–1317 (2014).
54. Giannozzi, P. *et al.* QUANTUM ESPRESSO: a modular and open-source software project for quantum simulations of materials. *J. Phys. Condens. Matt.* **21**, 395502-1-19 (2009).
55. Miyakawa, M. *et al.* Superconductivity in an Inorganic Electride 12CaO·7Al₂O₃·e[−]. *J. Am. Chem. Soc.* **129**, 7270–7271 (2007).
56. Kresse, G. & Joubert, J. From ultrasoft pseudopotentials to the projector augmented-wave method. *Phys. Rev. B*, **59**, 1758–1774 (1999).
57. Monkhorst, H. J. & Pack, J. D. Special Points for Brillouin-Zone Integrations. *Phys. Rev. B*, **13**, 5188–5192 (1976).

58. Togo, A., Oba, F. & Tanaka, I. First-Principles Calculations of the Ferroelastic Transition between Rutile-Type and CaCl_2 -Type SiO_2 at High Pressures. *Phys. Rev. B*, **78**, 134106 (2008).

Acknowledgements

We thank the China 973 Program (2011CB808200), Natural Science Foundation of China under Nos. 11304140, 11304141, 11304167, 11274136, 11104104, 11025418, 11534003 and 91022029, the 2012 Chang Jiang Scholars Program of China and Young International Scientists by the NNSF of China.

Author Contributions

Y.M. and X.L. conceived the idea. X.L., A.H. and F.P. performed the calculations. X.L., A.H., F.P., J.L., Y.W., H.W. and Y.M. wrote the manuscript with contribution from all.

Additional Information

Supplementary information accompanies this paper at <http://www.nature.com/srep>

Competing financial interests: The authors declare no competing financial interests.

How to cite this article: Li, X. *et al.* Stable Lithium Argon compounds under high pressure. *Sci. Rep.* **5**, 16675; doi: 10.1038/srep16675 (2015).



This work is licensed under a Creative Commons Attribution 4.0 International License. The images or other third party material in this article are included in the article's Creative Commons license, unless indicated otherwise in the credit line; if the material is not included under the Creative Commons license, users will need to obtain permission from the license holder to reproduce the material. To view a copy of this license, visit <http://creativecommons.org/licenses/by/4.0/>