



THE UNIVERSITY *of* EDINBURGH

Edinburgh Research Explorer

A Combined NNLO Lattice-Continuum Determination of L_{10}^r

Citation for published version:

A. Boyle, P. Del Debbio, L. Garron, N. J. Hudspith, R. Kerrane, E. Maltman, K & M. Zanotti, J 2014, 'A Combined NNLO Lattice-Continuum Determination of L_{10}^r ' Physical Review D, vol. 89, no. 094510. DOI: 10.1103/PhysRevD.89.094510

Digital Object Identifier (DOI):

[10.1103/PhysRevD.89.094510](https://doi.org/10.1103/PhysRevD.89.094510)

Link:

[Link to publication record in Edinburgh Research Explorer](#)

Document Version:

Publisher's PDF, also known as Version of record

Published In:

Physical Review D

General rights

Copyright for the publications made accessible via the Edinburgh Research Explorer is retained by the author(s) and / or other copyright owners and it is a condition of accessing these publications that users recognise and abide by the legal requirements associated with these rights.

Take down policy

The University of Edinburgh has made every reasonable effort to ensure that Edinburgh Research Explorer content complies with UK legislation. If you believe that the public display of this file breaches copyright please contact openaccess@ed.ac.uk providing details, and we will remove access to the work immediately and investigate your claim.



Combined NNLO lattice-continuum determination of L_{10}^r

P. A. Boyle and L. Del Debbio

Physics and Astronomy, University of Edinburgh, Edinburgh EH9 3JZ, United Kingdom

N. Garron

School of Mathematics, Trinity College, Dublin 2, Ireland

R. J. Hudspith

Physics and Astronomy, York University, Toronto, Ontario, Canada M3J 1P3

E. Kerrane

Instituto de Física Teórica UAM/CSIC, Universidad Autónoma de Madrid, Cantoblanco E-28049 Madrid, Spain

K. Maltman^{*†} and J. M. Zanotti

CSSM, Department of Physics, University of Adelaide, Adelaide, South Australia 5005, Australia

(Received 25 April 2014; published 29 May 2014)

The renormalized next-to-leading-order chiral low-energy constant, L_{10}^r , is determined in a complete next-to-next-to-leading-order (NNLO) analysis, using a combination of lattice and continuum data for the flavor ud $V - A$ correlator and results from a recent chiral sum-rule analysis of the flavor-breaking combination of ud and us $V - A$ correlator differences. The analysis also fixes two combinations of NNLO low-energy constants, the determination of which is crucial to the precision achieved for L_{10}^r . Using the results of the flavor-breaking chiral $V - A$ sum rule obtained with current versions of the strange hadronic τ branching fractions as input, we find $L_{10}^r(m_\rho) = -0.00346(32)$. This result represents the first NNLO determination of L_{10}^r , having all inputs under full theoretical and/or experimental control, and the best current precision for this quantity.

DOI: 10.1103/PhysRevD.89.094510

PACS numbers: 12.38.Gc, 11.30.Rd, 11.55.Fv, 11.55.Hx

I. INTRODUCTION

Chiral perturbation theory (ChPT) provides a framework for implementing, in the most general possible way, the constraints placed on the light hadronic degrees of freedom by the symmetries and approximate chiral symmetry of QCD [1–3]. Because the underlying arguments are symmetry based, the resulting effective chiral Lagrangian contains as parameters the coefficients (usually called low-energy constants, or LECs) multiplying all terms allowed by the symmetry constraints. The LECs, which are not determined by the symmetry arguments, encode the effects of heavier degrees of freedom such as resonances and are, in principle, calculable in the full underlying theory. A key goal in making the ChPT framework as predictive as possible is the determination of all LECs appearing up to a given order in the chiral expansion. In this paper, we focus on the renormalized $SU(3) \times SU(3)$ next-to-leading-order (NLO) LEC L_{10}^r . L_{10}^r is closely related to the $SU(2) \times SU(2)$ LEC ℓ_5^r , and thus also determines the small QCD contribution to the S parameter [4].

Previous determinations of L_{10}^r , both continuum [5–8] and lattice [9–11], were produced by analyses of the low- Q^2 behavior of the difference of the flavor ud vector (V) and axial-vector (A) correlators,

$$\Delta\Pi_{V-A}(Q^2) \equiv \Pi_{ud;V}^{(0+1)}(Q^2) - \Pi_{ud;A}^{(0+1)}(Q^2). \quad (1)$$

Here $\Pi_{ud;V/A}^{(J)}(Q^2)$ are the scalar, spin J components of the standard flavor ud V and A current-current two-point functions, $\Pi_{V/A}^{\mu\nu}(Q^2)$, defined by

$$\begin{aligned} \Pi_{ud;V/A}^{\mu\nu}(q^2) &\equiv i \int d^4x e^{iq \cdot x} \langle 0 | T(J_{ud;V/A}^\mu(x) J_{ud;V/A}^{\dagger\nu}(0)) | 0 \rangle \\ &= (q^\mu q^\nu - q^2 g^{\mu\nu}) \Pi_{ud;V/A}^{(1)}(Q^2) \\ &\quad + q^\mu q^\nu \Pi_{ud;V/A}^{(0)}(Q^2), \end{aligned} \quad (2)$$

where $J_{ud;V}^\mu = V^\mu$ and $J_{ud;A}^\mu = A^\mu$ are the standard flavor ud V and A currents, and $Q^2 = -q^2$. The individual $\Pi_{ud;A}^{(0,1)}$ have kinematic singularities at $Q^2 = 0$, but their sum, $\Pi_{ud;A}^{(0+1)}$, is kinematic singularity free. In what follows, the standard notation, $\rho_{ud;V/A}^{(J)}(s)$, with $s = -Q^2$, will be employed for the spectral functions of the $\Pi_{ud;V/A}^{(J)}(Q^2)$.

^{*}kmaltman@yorku.ca

[†]Permanent address: Mathematics and Statistics, York University, Toronto, Ontario, Canada M3J 1P3.

$\Delta\rho_{V-A}(s) \equiv \rho_{ud;V}^{(0+1)}(s) - \rho_{ud;A}^{(0+1)}(s)$ is then the spectral function of $\Delta\Pi_{V-A}(Q^2)$. It is also useful to define the π -pole-subtracted versions, $\bar{\Pi}_{ud;A}$, $\Delta\bar{\Pi}_{V-A}$, $\bar{\rho}_{ud;A}^{(J)}$ and $\Delta\bar{\rho}_{V-A}$, of $\Pi_{ud;A}$, $\Delta\Pi_{V-A}$, $\rho_{ud;A}^{(J)}$ and $\Delta\rho_{V-A}$.

As explained in more detail below, the $\rho_{ud;V/A}^{(J)}(s)$ are determinable from experimental hadronic τ decay distributions. Since $\Delta\Pi_{V-A}$ satisfies an unsubtracted dispersion relation, this allows a continuum determination of $\Delta\Pi_{V-A}(Q^2)$, and hence also of $\Delta\bar{\Pi}_{V-A}(Q^2)$, to be achieved.

For $Q^2 > 0$, $\Delta\Pi_{V-A}(Q^2)$ can also be determined directly on the lattice. The results of course depend on the input quark masses used in the lattice simulation. The freedom to vary these masses is a useful feature for the purpose of determining chiral LECs. We work below with lattice ensembles covering a range of $m_u = m_d$ and m_s . Ensemble m_π and f_π values then also yield the corresponding $\Delta\bar{\Pi}_{V-A}(Q^2)$.

The continuum determination of $\Delta\bar{\Pi}_{V-A}(Q^2)$ is very precise in the low- Q^2 region. Since, to NLO in the chiral expansion, the Q^2 dependence of $\Delta\bar{\Pi}_{V-A}(Q^2)$ is LEC independent, the continuum results allow a direct determination of the only free parameter, L_{10}^r , entering the Q^2 -independent part of the NLO representation. Unfortunately, there is now clear evidence that the NLO representation is inadequate in the low- Q^2 region [8]. The Q^2 -independent part of the next-to-next-to-leading-order (NNLO) representation of $\Delta\bar{\Pi}_{V-A}(Q^2)$, however, involves two combinations of NNLO LECs, C_0^r and C_1^r , in addition to L_{10}^r , making a NNLO determination of L_{10}^r impossible without input on the values of these combinations. While the coefficients of L_{10}^r , C_0^r and C_1^r depend differently on the pseudoscalar masses, the fact that all three coefficients are independent of Q^2 means the Q^2 dependence of the continuum $\Delta\bar{\Pi}_{V-A}(Q^2)$ data is of no use in disentangling the L_{10}^r contribution. This problem precludes the possibility of a fully data-driven continuum NNLO determination of L_{10}^r .

The fact that the coefficients of L_{10}^r , C_0^r and C_1^r in the NNLO representation of $\Delta\bar{\Pi}_{V-A}(Q^2)$ depend differently on the pseudoscalar masses raises the possibility of using lattice data to disentangle the different Q^2 -independent contributions, and hence determine L_{10}^r . Unfortunately, because the signal for the lattice two-point function vanishes in the limit $Q^2 \rightarrow 0$, errors on the lattice data for $\Delta\bar{\Pi}_{V-A}(Q^2)$ are large in the low- Q^2 region—too large, as it turns out, to allow a purely lattice NNLO analysis to be carried out.

In this paper, we show how the complementary advantages of the continuum and lattice approaches can be combined to produce a NNLO determination of L_{10}^r which would not be possible using either approach alone. The rest of the paper is organized as follows. In Sec. II, we expand on the background outlined above, providing technical details and notation of relevance to the analysis to follow. In Sec. III, we recall briefly certain key results from the continuum analysis of $\Delta\bar{\Pi}_{V-A}(Q^2)$ reported in Ref. [8], also of relevance to the analysis below. Details of the lattice

simulations are provided in Sec. IV A, and an outline of the procedure for generating the V and A two-point functions on the lattice in Sec. IV B. Section IV C presents the resulting $\Delta\bar{\Pi}_{V-A}(Q^2)$ lattice data, and provides further detail on the problems encountered in attempting to carry out a NNLO analysis of the lattice data alone. In Sec. V, we discuss how to combine lattice data, continuum data, and a continuum constraint on $\Delta\bar{\Pi}_{V-A}(0)$ to produce determinations of all three LECs L_{10}^r , C_0^r and C_1^r , and how to further improve these determinations by incorporating a constraint from the recent inverse-moment finite energy sum rule analysis of the flavor-breaking difference of ud and us $V - A$ correlators reported in Ref. [12]. Finally, in Sec. VI, we provide a brief summary and discussion of our results.

II. BACKGROUND

Continuum results for $\Delta\Pi_{V-A}(Q^2)$ can be obtained via the unsubtracted dispersion relation

$$\Delta\Pi_{V-A}(Q^2) = \int_0^\infty ds \frac{\Delta\rho_{V-A}(s)}{s + Q^2}. \quad (3)$$

The corresponding result for $\Delta\bar{\Pi}_{V-A}(Q^2)$ is obtained by replacing $\Delta\Pi_{V-A}$ with $\Delta\bar{\Pi}_{V-A}(Q^2)$, $\Delta\rho_{V-A}$ with $\Delta\bar{\rho}_{V-A}$ and the lower limit on the rhs with the continuum threshold, $4m_\pi^2$, in Eq. (3).

For $s < m_\tau^2$, the $\rho_{ud;V/A}^{(J)}(s)$ are accessible experimentally through the normalized differential nonstrange hadronic τ decay distributions, $dR_{ud;V/A}/ds$, where

$$R_{ud;V/A} \equiv \Gamma[\tau^- \rightarrow \nu_\tau \text{ hadrons}_{ud;V/A}(\gamma)] / \Gamma[\tau^- \rightarrow \nu_\tau e^- \bar{\nu}_e(\gamma)]. \quad (4)$$

Explicitly [13]

$$\frac{dR_{ud;V/A}}{ds} = \frac{12\pi^2 |V_{ud}|^2 S_{EW}}{m_\tau^2} [w_\tau(y_\tau) \rho_{ud;V/A}^{(0+1)}(s) - w_L(y_\tau) \rho_{ud;V/A}^{(0)}(s)] \quad (5)$$

with $y_\tau = s/m_\tau^2$, $w_\tau(y) = (1-y)^2(1+2y)$, $w_L(y) = 2y(1-y)^2$, S_{EW} a known short-distance electroweak correction [14], and V_{ud} the flavor ud element of the Cabibbo-Kobayashi-Maskawa matrix.

Apart from the π -pole contribution to $\rho_{ud;A}^{(0)}(s)$, which is not chirally suppressed, all other contributions to $\rho_{ud;V/A}^{(0)}(s)$ are proportional to $(m_d \mp m_u)^2$, and hence numerically negligible. The combination $\rho_{ud;V+A}^{(0+1)}(s)$ is thus directly determinable from the nonstrange differential decay distribution. To form the $V - A$ difference requires a V/A separation. The bulk of this separation can be performed using G parity, which is unambiguous for $n\pi$ states. The main remaining uncertainty, in the region covered by the τ decay data, is that associated with contributions to the inclusive spectrum from $K\bar{K}\pi$ states, for which G parity

cannot be used. The separation in this case could, in principle, be accomplished through a relatively simple angular analysis [15], but this has yet to be done. The publicly accessible OPAL [16] versions of the inclusive V and A spectral distributions have been obtained assuming a maximally conservative, fully anticorrelated $50 \pm 50\%$ V/A breakdown of the $\bar{K}K\pi$ and much smaller $\bar{K}K\pi\pi$ contributions. ALEPH data is also available, the 2005 version employing an improved V/A separation of $\bar{K}K\pi\pi$ contributions obtained using the conserved vector current relation and isovector $\bar{K}K\pi$ electroproduction cross-section results [17].

The continuum results we employ below are those reported in Ref. [8], obtained using the updated version of the OPAL data [16] detailed in Ref. [18]. (An error in the publicly accessible version of the ALEPH covariance matrix prevented the use of the nominally higher-precision ALEPH data [19], the recently released corrected version [20] having not been posted until after the work reported here was completed.) The τ decay data covers the region only up to $s = m_\tau^2$ in the dispersive representation. Above this point, $\Delta\rho_{V-A}(s)$ was obtained using a phenomenologically successful, experimentally constrained model for duality violations (DVs) investigated extensively in Refs. [18,21]. In the region of low Q^2 relevant to the chiral analysis, the resulting DV contributions to the dispersive result for $\Delta\bar{\Pi}_{V-A}(Q^2)$ are numerically very small, making the result an essentially entirely experimentally determined one. The key output from this analysis, for our purposes below, is the very precise determination [8],

$$\Delta\bar{\Pi}_{V-A}(0) = 0.0516(7). \quad (6)$$

The chiral expansion of $\Delta\bar{\Pi}_{V-A}(Q^2)$ to NLO has the form [2,22]

$$[\Delta\bar{\Pi}_{V-A}(Q^2)]_{\text{NLO}} = -8L'_{10} + \mathcal{R}_{\text{NLO}}(Q^2), \quad (7)$$

where $Q^2 = -q^2$, and $\mathcal{R}_{\text{NLO}}(Q^2)$, which contains all contributions from 1-loop graphs with only leading-order (LO) vertices, is completely fixed, for a given Q^2 , by the π and K masses and the chiral renormalization scale μ . L'_{10} of course also depends on μ . At NLO, $\Delta\bar{\Pi}_{V-A}(0)$ is thus determined by the single parameter L'_{10} , and, as noted above, a determination of $\Delta\bar{\Pi}_{V-A}(0)$ translates into a NLO determination of L'_{10} .

$\Delta\bar{\Pi}_{V-A}(0)$ can be obtained either from the dispersive representation, or through the use of inverse-moment finite energy sum rules (IMFESRs). These are sum rules based on the integration, over the contour shown in Fig. 1, of the product $w(s)\tilde{\Pi}(s)$, where $w(s)$ is any function analytic in the region of the contour and $\tilde{\Pi}(s) \equiv \Pi(Q^2)$ (with $Q^2 = -s$) any correlator free of kinematic singularities. With $\rho(s)$ the spectral function of $\Pi(Q^2)$, the resulting IMFESR relation is

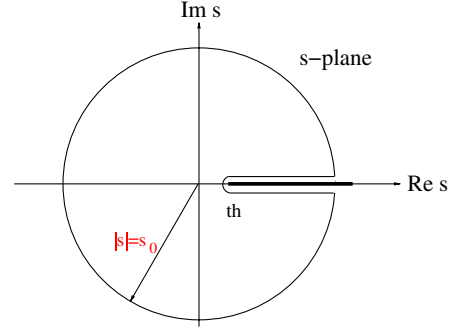


FIG. 1 (color online). The contour underlying the chiral sum rules of Eq. (8).

$$w(0)\Pi(0) = \frac{1}{2\pi i} \oint_{|s|=s_0} ds \frac{w(s)}{s} \Pi(Q^2) + \int_{th}^{s_0} ds \frac{w(s)}{s} \rho(s), \quad (8)$$

where th is the threshold shown in Fig. 1. For large enough s_0 , the operator product expansion (OPE) representation of $\Pi(s)$ can be used in evaluating the first term on the rhs. The IMFESR relation is based on the same analyticity properties as the basic dispersion relation, the information on the integral from s_0 to ∞ in the dispersive representation being replaced, in the IMFESR approach, by the OPE approximation to the integral around the circle $|s| = s_0$. The added advantage of the IMFESR formulation lies in the freedom to choose the weight $w(s)$ in such a way as to improve various features of the evaluation of the rhs of Eq. (8).

Early continuum NLO determinations of L'_{10} , using the IMFESR approach, were performed in Refs. [5,6]. Two NLO lattice determinations, based on analyses of low-Euclidean- Q^2 lattice data for $\Delta\bar{\Pi}_{V-A}(Q^2)$, also exist [9,10]. The only Q^2 dependence of $\Delta\bar{\Pi}_{V-A}(Q^2)$ at NLO lies in the loop contribution, $\mathcal{R}_{\text{NLO}}(Q^2)$. It is now known that this dependence provides a very poor representation of the actual low- Q^2 behavior of $\Delta\bar{\Pi}_{V-A}(Q^2)$ [8] [a similar observation was also made regarding the NLO representation of the ud V correlator, $\Pi_{ud,V}(Q^2)$, relevant to lattice determinations of the LO hadronic vacuum polarization contribution to the muon anomalous magnetic moment [23]]. This raises obvious questions for the earlier NLO L'_{10} determinations.

The NNLO representation of $\Delta\bar{\Pi}_{V-A}(Q^2)$, needed to extend the NLO continuum dispersive/IMFESR determinations to NNLO, has the form [22]

$$[\Delta\bar{\Pi}_{V-A}(Q^2)]_{\text{NNLO}} = \mathcal{R}_{\text{NNLO}}(Q^2) + c_9(Q^2)L'_9 + c_{10}L'_{10} + C'_0 + C'_1 - 16C'_{87}Q^2, \quad (9)$$

where $\mathcal{R}_{\text{NNLO}}(Q^2)$ is the sum of 1- and 2-loop contributions involving only LO vertices,

$$c_{10} = -8(1 - 8\mu_\pi - 4\mu_K), \quad (10)$$

with $\mu_P = \frac{m_P^2}{32\pi^2 f_\pi^2} \log\left(\frac{m_P^2}{\mu^2}\right)$ the usual chiral logarithm and $f_\pi \approx 92.2$ MeV, $c_9(Q^2)$ involves both chiral log and standard 1-loop, 2-propagator contributions, and

$$\begin{aligned} C_0^r &= 32m_\pi^2[C_{12}^r - C_{61}^r + C_{80}^r] \\ C_1^r &= 32(m_\pi^2 + 2m_K^2)[C_{13}^r - C_{62}^r + C_{81}^r]. \end{aligned} \quad (11)$$

The C_k^r here are the renormalized, dimensionful NNLO LECs defined in Ref. [24]. The expression for $\mathcal{R}_{\text{NNLO}}(Q^2)$, which is rather lengthy and hence not presented here, is readily reconstructed from the results quoted in Secs. 4, 6 and Appendix B of Ref. [22], as is that for $c_9(Q^2)$. c_{10} and, for given Q^2 , $\mathcal{R}_{\text{NNLO}}(Q^2)$ and $c_9(Q^2)$ are all fixed by the chiral scale μ and pseudoscalar decay constants and masses. The NNLO LECs in C_0^r are LO in $1/N_c$, while those in C_1^r are $1/N_c$ suppressed.

The NLO LEC L_9^r has been accurately determined in a NNLO analysis of π and K electromagnetic form factors [25], and will be considered known in what follows. To simplify notation, we combine the known terms on the rhs of (9), defining

$$\hat{\mathcal{R}}_{\text{NNLO}}(Q^2) \equiv \mathcal{R}_{\text{NNLO}}(Q^2) + c_9(Q^2)L_9^r. \quad (12)$$

Even with L_9^r known, the NNLO representation of $\Delta\bar{\Pi}_{V-A}(0)$ depends on the two NNLO LEC combinations, C_0^r and C_1^r , in addition to L_{10}^r . L_{10}^r is thus no longer fixed by a determination of $\Delta\bar{\Pi}(0)_{V-A}$. Considering the Q^2 dependence of $\Delta\bar{\Pi}_{V-A}(Q^2)$ does not help resolve this problem since the terms involving L_{10}^r, C_0^r and C_1^r in Eq. (9) are all Q^2 independent. Additional input on C_0^r and C_1^r is thus required to achieve a determination of L_{10}^r .

The C_0^r contribution to $\Delta\bar{\Pi}_{V-A}(0)$ is proportional to m_π^2 and expected to be small. In Ref. [7], existing determinations of C_{12}^r [26] and C_{61}^r [27], and resonance ChPT (RChPT) estimates for C_{80}^r [22,28], were used to confirm this expectation. Neglect of the C_1^r contribution is far less safe since the ratio, $(m_\pi^2 + 2m_K^2)/m_\pi^2 \approx 26$, of the prefactors in C_1^r and C_0^r more than compensates for the $1/N_c$ suppression of the NNLO LECs $C_{13,62,81}^r$ appearing in C_1^r . Even more problematic is the fact that previous determinations exist for none of $C_{13,62,81}^r$, and that standard RChPT approaches yield no estimates for any of these LECs. This problem was dealt with in Ref. [7] by assigning to the $1/N_c$ -suppressed combination $C_{13}^r(\mu_0) - C_{62}^r(\mu_0) + C_{81}^r(\mu_0)$ (with μ_0 the conventional chiral scale choice $\mu = 0.77$ GeV) a central value zero and error equal to $1/3 = 1/N_c$ of the value of the corresponding non- $1/N_c$ -suppressed combination $C_{12}^r(\mu_0) - C_{61}^r(\mu_0) + C_{80}^r(\mu_0)$ appearing in C_0^r . Given the rather strong cancellations in the latter combination, this assumption is a far from conservative one. The uncertainty on the result for L_{10}^r

obtained after implementing this assumption in the NNLO representation of $\Delta\bar{\Pi}_{V-A}(0)$ turns out to be completely dominated by the assumed error on $C_{13}^r(\mu_0) - C_{62}^r(\mu_0) + C_{81}^r(\mu_0)$. Improvements to this unsatisfactory situation can be achieved only through an independent determination of C_1^r .

The fact that the coefficients of $L_{10}^r, C_{12}^r(\mu_0) - C_{61}^r(\mu_0) + C_{80}^r(\mu_0)$ and $C_{13}^r(\mu_0) - C_{62}^r(\mu_0) + C_{81}^r(\mu_0)$ in Eq. (9) depend differently on the pseudoscalar meson masses suggests that disentangling the L_{10}^r, C_0^r and C_1^r contributions to $\Delta\bar{\Pi}_{V-A}(Q^2)$ might be possible on the lattice, where variations in the pseudoscalar masses are easily accomplished through variations in the input quark masses. This paper shows how this possibility can be realized practically in an analysis using a combination of lattice and continuum results.

III. INFORMATION FROM THE CONTINUUM ANALYSIS OF $\Delta\bar{\Pi}_{V-A}(Q^2)$

The LECs L_{10}^r, C_0^r and C_1^r are very tightly constrained by (6). Inputting the results of Ref. [22] for $\mathcal{R}_{\text{NNLO}}(0)$, and $L_9^r(\mu_0) = 0.00593(43)$ from Ref. [25], this constraint takes the form [8]

$$\begin{aligned} L_{10}^r(\mu_0) - 0.0822[C_0^r(\mu_0) + C_1^r(\mu_0)] \\ = -0.004098(59)_{\text{exp}}(74)_{L_9^r} \end{aligned} \quad (13)$$

where the subscripts *exp* and L_9^r label contributions to the error on the rhs associated with that in (6), and the uncertainty on $L_9^r(\mu_0)$, respectively.

Other information from the continuum analysis of Ref. [8] relevant to the analysis below concerns the range of validity of the NNLO representation. Crucial to the use of the lattice data is the ability to perform a chiral fit to the lattice data at nonzero Euclidean Q^2 and then use the results of that fit to reliably extrapolate to $Q^2 = 0$. This needs to be done for a range of pseudoscalar meson masses in order to allow the contributions of L_{10}^r, C_0^r and C_1^r to $\Delta\bar{\Pi}_{V-A}(0)$ to be disentangled. One thus needs to restrict one's attention to lattice data at Q^2 for which the chiral representation being employed is reliable, and, of particular importance for our purposes, for which one knows the fit will produce a reliable determination of the Q^2 -independent part of the representation, or, equivalently, $\Delta\bar{\Pi}_{V-A}(0)$.

As we will see in the next section, lattice errors on $\Delta\bar{\Pi}_{V-A}(Q^2)$ turn out to be too large to allow the range of validity to be assessed using lattice data alone. Moreover, because, for Euclidean Q^2 , $Q^2 = 0$ requires all components of Q to be zero, the signal for the current-current two-point function vanishes on the lattice as $Q^2 \rightarrow 0$. This means that $\Delta\bar{\Pi}_{V-A}(0)$ cannot be measured directly on the lattice, and that errors on $\Delta\bar{\Pi}_{V-A}(Q^2)$ are necessarily large for very low Q^2 .

The continuum dispersive approach, which produces significantly smaller errors on $\Delta\bar{\Pi}_{V-A}(Q^2)$ in the low- Q^2

region relevant to the chiral analysis, and has no problem in determining $\Delta\bar{\Pi}_{V-A}(0)$ directly, is complementary in this regard. From Eq. (9), it is evident that, since $\mathcal{R}_{\text{NNLO}}(Q^2)$ and $c_9(Q^2)L_5^r$ are known, the NNLO form is characterized by two parameters, C_{87}^r and the combination $c_{10}L_1^r + C_0^r + C_1^r$. In Ref. [8] it was found that the NNLO form produces a very accurate fit to the continuum data in a fit window covering the range from $Q^2 = 0$ to ~ 0.1 GeV², one which, moreover, nicely reproduces the known value of $\Delta\bar{\Pi}_{V-A}(0)$. Extending the upper edge of the fit window beyond ~ 0.1 GeV², one starts to see signs of curvature with respect to Q^2 beyond that present in the NNLO representation. This is especially evident in a drift in the fitted value for $C_{87}^r(\mu_0)$ as the fit window is opened up, but also shows up in an accompanying small downward drift in the fitted result for $\Delta\bar{\Pi}_{V-A}(0)$ [8]. Curvature of $\Delta\bar{\Pi}_{V-A}(Q^2)$ with respect to Q^2 , beyond that produced by the nearly linear $\mathcal{R}_{\text{NNLO}}(Q^2)$ contribution, would first appear at NNNLO in the chiral expansion, where it would be represented by a term of the form CQ^4 , with the coefficient C independent of the pseudoscalar meson masses at this order. Adding such a term to the NNLO form stabilizes the fit results for C_{87}^r as a function of the upper edge of the fit window, and restores the success of the resulting representation in reproducing the known value of $\Delta\bar{\Pi}_{V-A}(0)$ for fit windows with upper edges extending up to ~ 0.3 GeV² [8]. This information motivates the restriction on the lattice data to be used in our analysis, described in the next section, to $Q^2 < 0.3$ GeV².

IV. THE LATTICE DATA FOR $\Delta\bar{\Pi}_{V-A}(Q^2)$

A. Simulation details

We consider data on $\Delta\bar{\Pi}_{V-A}(Q^2)$ obtained from five RBC/UKQCD $n_f = 2 + 1$ domain wall fermion (DWF) ensembles: three with Iwasaki gauge action, inverse lattice spacing $1/a = 2.31$ GeV, pion masses $m_\pi = 293, 349$ and 399 MeV, and $m_\pi L = 4.1, 4.8, 5.5$, respectively; and two with Iwasaki + DSDR gauge action, $1/a = 1.37$ GeV, $m_\pi = 171$ and 248 MeV and $m_\pi L = 4.0, 5.5$, respectively.

The simulation parameters for the lattice calculations are summarized in Table I. Along with the bare lattice simulation parameters, we also list the associated values of m_π , m_K and $F_\pi \equiv \sqrt{2}f_\pi$, as well as the minimum Q^2 value attainable for each lattice, which is governed by its physical volume. Further details of the simulations for the three fine

and two coarse ensembles may be found in Refs. [29] and [30], respectively.

The fine ensembles provide only three Q^2 values in the region $Q^2 < 0.3$ GeV² employed in the current analysis. At the lowest of these, $Q^2 \sim 0.05$ GeV², the errors on $\Delta\bar{\Pi}_{V-A}(Q^2)$, moreover, are so large that the result at this Q^2 plays no functional role in the analysis. The constraints obtained using these ensembles thus come from the two intermediate- Q^2 points. The coarse ensembles have improved low- Q^2 coverage, providing seven Q^2 values below 0.3 GeV², four with errors small enough that the corresponding data play a role in the analysis.

B. The current-current two-point functions on the lattice

In this work we will need to consider the standard lattice current-current two-point correlation functions, defined, in momentum space, for the V and A currents, by

$$\Pi_{ud;V}^{\mu\nu}(Q^2) \equiv Z_V \sum_x e^{iQ \cdot x} \langle 0 | \mathcal{V}^\mu(x) V^\nu(0) | 0 \rangle, \quad (14)$$

$$\Pi_{ud;A}^{\mu\nu}(Q^2) \equiv Z_A \sum_x e^{iQ \cdot x} \langle 0 | \mathcal{A}^\mu(x) A^\nu(0) | 0 \rangle, \quad (15)$$

where we use the standard flavor ud DWF conserved vector (\mathcal{V}^μ) and axial-vector (\mathcal{A}^μ) currents [31] at the sink. At the source we use the corresponding local currents, V^μ and A^μ , and have hence included the vector and axial-vector renormalization constants, Z_V and Z_A , in Eqs. (14) and (15). The values of Z_V and Z_A for each of our ensembles were determined in [29,30].

The two-point functions in Eqs. (14) and (15) can be decomposed into longitudinal ($J = 0$) and transverse ($J = 1$) components,

$$\begin{aligned} \Pi_{ud;V/A}^{\mu\nu} &= (Q^2 \delta_{\mu\nu} - Q_\mu Q_\nu) \Pi_{ud;V/A}^{(1)}(Q^2) \\ &\quad - Q_\mu Q_\nu \Pi_{ud;V/A}^{(0)}(Q^2). \end{aligned} \quad (16)$$

On the lattice momenta are discretized, $Q_\mu = \frac{2\pi n_\mu}{L_\mu}$ where n_μ is a 4-tuple of integers, and L_μ is the length of the lattice in the μ direction. In what follows, we will use the lattice momentum

TABLE I. Parameters of the lattice ensembles used in our study. m_π , m_K and F_π are from [29] (E3–E5) and [30] (E1, E2).

Ensemble	V	β	a^{-1} [GeV]	$Q_{\times \min}^2$ [GeV ²]	am_s	am_u	m_π [GeV]	m_K [GeV]	F_π [GeV]
E1	$32^3 \times 64$	1.75	1.37(1)	0.018	0.045	0.001	0.171(1)	0.492(1)	0.130(2)
E2	$32^3 \times 64$	1.75	1.37(1)	0.018	0.045	0.0042	0.248(1)	0.509(1)	0.139(2)
E3	$32^3 \times 64$	2.25	2.31(4)	0.05	0.03	0.004	0.293(1)	0.561(1)	0.142(1)
E4	$32^3 \times 64$	2.25	2.31(4)	0.05	0.03	0.006	0.349(1)	0.578(1)	0.148(1)
E5	$32^3 \times 64$	2.25	2.31(4)	0.05	0.03	0.008	0.399(1)	0.596(1)	0.154(1)

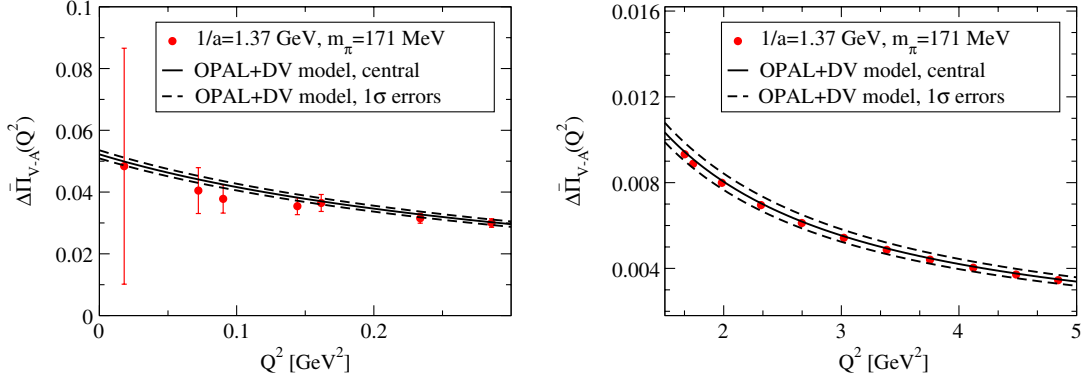


FIG. 2 (color online). Comparison of continuum and $1/a = 1.37$ GeV, $m_\pi = 171$ MeV ensemble lattice results for $\Delta\bar{\Pi}_{V-A}(Q^2)$ in the low- Q^2 (left panel) and high- Q^2 (right panel) regions.

$$\hat{Q}_\mu = \frac{2}{a} \sin\left(\frac{\pi n_\mu}{L_\mu}\right) \quad (17)$$

and associate the quantity $\hat{Q}^2 = \sum_\mu \hat{Q}_\mu^2$ with the continuum spacelike squared-momentum Q^2 .

The two-point correlators used here are the same as those used previously in studies of the QCD S parameter [10] and the hadronic contribution to the anomalous magnetic moment of the muon [32], and we refer the interested reader to those papers for more technical details.

C. The lattice $V - A$ results

In Table I we provide the values of m_π , m_K and F_π for each of the lattice ensembles. These are needed both for the π -pole subtraction, required to convert $\Delta\Pi_{V-A}(Q^2)$ to $\Delta\bar{\Pi}_{V-A}(Q^2)$, and in evaluating the 1- and 2-loop contributions to the NNLO representation of $\Delta\bar{\Pi}_{V-A}(Q^2)$ for each of the ensembles. The error on the π -pole subtraction, produced by uncertainties in the ensemble values of F_π and m_π , and that on $\Delta\Pi_{V-A}(Q^2)$, are treated as independent in computing the error on $\Delta\bar{\Pi}_{V-A}(Q^2)$. Results for further observables for the three fine ensembles may be found in Ref. [29] and for the two coarse ensembles in Ref. [30]. In what follows, we identify individual ensembles using the labels (E1–E5) introduced to specify them in the table.

A comparison of the continuum (dispersive) results for $\Delta\bar{\Pi}_{V-A}(Q^2)$ to those for ensemble E1 (whose m_π value, 171 MeV, lies closest to the physical one) are shown in Fig. 2. We would expect these to be in good agreement, since the π -pole contribution, which depends more sensitively on m_π , has been subtracted in forming $\Delta\bar{\Pi}_{V-A}(Q^2)$. The left panel shows the comparison in the low- Q^2 chiral fit region, $0 < Q^2 < 0.3$ GeV²; the right panel shows the comparison for $Q^2 \sim$ a few GeV². The agreement in both regions is good, suggesting lattice artifacts are well under control.

Figure 3 illustrates the problems that would be encountered if one attempted a NNLO analysis involving lattice data alone. The figure shows the values of $L'_{10}(\mu_0)$ obtained

by assuming the validity of the NLO representation of $\Delta\bar{\Pi}_{V-A}(Q^2)$ and using it to solve for L'_{10} at each Q^2 . Results are shown for each of the four lightest m_π ensembles (E1–E4). The measured values for the pseudo-scalar masses and decay constants for the given ensemble [29,30] (see Table I) are taken as inputs in all cases. Also shown, for comparison, are the results obtained from a similar NLO analysis of the continuum results. The uncertainties on the continuum results (not shown explicitly) are small ($\sim 2.5\%$) and strongly correlated in the region of Q^2 shown in the figure.

While the incompatibility of the NLO form and the continuum results is immediately evident in the obvious nonconstancy, within errors, of L'_{10} with respect to Q^2 , it is far from clear that this would be the case if one had access only to the lattice results. In fact, if one imposes as input the (albeit nonconservative) assessment/assumptions of Ref. [7] regarding C_0^r and C_1^r , a NNLO fit does become possible, and returns a value for the NNLO LEC C_{87}^r

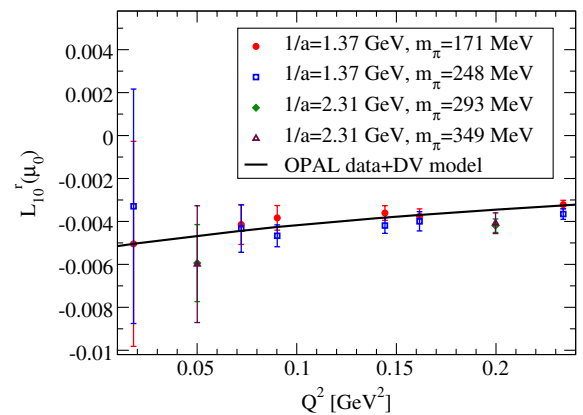


FIG. 3 (color online). Point-by-point determinations of $L'_{10}(\mu_0)$, with $\mu_0 = 0.77$ GeV, obtained assuming the validity of the NLO form, Eq. (7), for $\Delta\bar{\Pi}_{V-A}(Q^2)$. Points with error bars are obtained from the lattice data discussed in the text, while the continuous curve results from applying the NLO form to the continuum dispersive results for $\Delta\bar{\Pi}_{V-A}(Q^2)$.

[which accounts for the bulk of the Q^2 dependence of $\Delta\bar{\Pi}_{V-A}(Q^2)$ in the low- Q^2 region] which is $\sim 2\sigma$ away from zero [11], showing that the lattice data are capable of distinguishing, to some extent, between the NLO and NNLO forms. The lattice errors are, however, much too large to allow a simultaneous fit of all four unknown LEC combinations L_{10}^r , C_{87}^r , C_0^r and C_1^r .

To make progress, a way must be found to combine the lattice and continuum results, and take advantage of their complementary strengths. We discuss a practical way of accomplishing this goal in the next section.

V. COMBINING LATTICE AND CONTINUUM DATA TO IMPROVE THE DETERMINATION OF L_{10}^r

It is convenient to reduce the number of unknown LECs to be dealt with by working with the difference of the physical-mass, continuum and corresponding lattice results for $\Delta\bar{\Pi}_{V-A}(Q^2)$, evaluated at the same Q^2 . With L_0^r considered known [25], the resulting difference

$$\delta\Delta\bar{\Pi}(Q^2) \equiv [\Delta\bar{\Pi}_{V-A}(Q^2)]_{\text{latt}} - [\Delta\bar{\Pi}_{V-A}(Q^2)]_{\text{cont}}, \quad (18)$$

depends only on the LECs L_{10}^r , C_0^r and C_1^r . Explicitly

$$\delta\Delta\bar{\Pi}(Q^2) = \Delta\hat{\mathcal{R}}^E(Q^2) + \Delta c_{10}^E L_{10}^r + \delta_0^E C_0^r + \delta_1^E C_1^r, \quad (19)$$

where

$$\begin{aligned} \Delta\hat{\mathcal{R}}^E(Q^2) &\equiv [\hat{\mathcal{R}}_{\text{NNLO}}(Q^2)]_{\text{latt}}^E - [\hat{\mathcal{R}}_{\text{NNLO}}(Q^2)]_{\text{phys}} \\ \Delta c_{10} &\equiv [c_{10}]_{\text{latt}}^E - [c_{10}]_{\text{phys}} \\ \delta_0 &\equiv [m_\pi^2]_{\text{latt}}^E / [m_\pi^2]_{\text{phys}} \\ \delta_1 &\equiv [m_\pi^2 + 2m_K^2]_{\text{latt}}^E / [m_\pi^2 + 2m_K^2]_{\text{phys}}, \end{aligned} \quad (20)$$

with the superscript E labeling the ensemble under consideration and the subscripts *phys* and *latt* indicating the values of the quantities in question obtained using physical and lattice values for the relevant pseudoscalar masses and

decay constants, respectively. $\delta\hat{\mathcal{R}}^E(Q^2)$ and Δc_{10}^E of course also depend on the chiral scale μ .

With this notation, the combined lattice-continuum constraints, for a given ensemble E , become

$$\begin{aligned} \Delta c_{10}^E L_{10}^r + \delta_0^E C_0^r + \delta_1^E C_1^r &= \delta\Delta\bar{\Pi}(Q^2) - \Delta\hat{\mathcal{R}}^E(Q^2) \\ &\equiv \Delta T^E(Q^2). \end{aligned} \quad (21)$$

Since both terms on the rhs are Q^2 dependent, while the lhs is Q^2 independent, the versions of these constraints corresponding to different Q^2 , but the same lattice ensemble E can be used to provide checks on the self-consistency of the data employed, as well as on the reliability of the analysis framework. It turns out that the two constraints with reasonable errors obtained for the ensemble E5 do not pass this self-consistency test, while all of the available constraints are consistent for the other four ensembles. We thus exclude the ensemble E5 from the rest of the analysis. E5 is the ensemble with the largest pion mass, $m_\pi = 399$ MeV, a value which may, in any case, have been pushing the bounds of the chiral analysis. The consistency of the constraints for the other four ensembles is displayed in Fig. 4, which plots the $\Delta T^E(Q^2)$ for these ensembles for the Q^2 of interest to the chiral analysis. The left panel shows the results for the fine $1/a = 2.31$ GeV ensembles E3 and E4; the right panel shows the results for the coarse $1/a = 1.37$ GeV ensembles E1 and E2. The lowest Q^2 points, at $Q^2 = 0.018$ GeV², have been omitted from the right panel since incorporating their absolutely enormous errors would force a dramatic increase in the range displayed on the vertical axis. In both panels, the Q^2 values for the ensemble with heavier value of m_π have been shifted slightly to the right for presentational clarity.

For the remaining four ensembles employed in the analysis, a final combined version, $\Delta\bar{T}^E$, of the rhs of the constraint for each ensemble is obtained by performing a weighted average, over the points with $Q^2 < 0.3$ GeV² available for that ensemble, of the corresponding Q^2 -dependent rhs's. The average is more heavily weighted

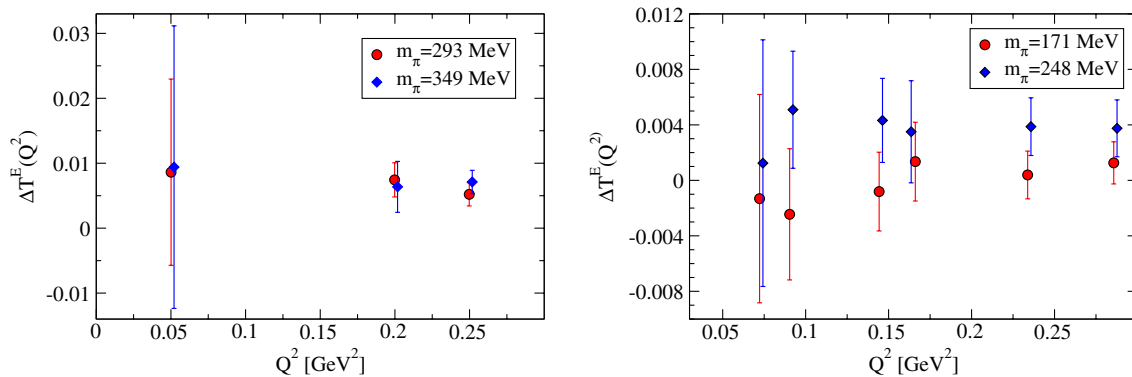


FIG. 4 (color online). $\Delta T^E(Q^2)$ as a function of Q^2 for the $1/a = 2.31$ GeV ensembles E3 ($m_\pi = 293$ MeV) and E4 ($m_\pi = 349$ MeV) (left panel) and the $1/a = 1.37$ GeV ensembles E1 ($m_\pi = 171$ MeV) and E2 ($m_\pi = 248$ MeV) (right panel).

to the upper portion of the Q^2 analysis window, where the main source of error, that on $\Delta\bar{\Pi}_{V-A}(Q^2)$, is smaller, and, given the good self-consistency, we assign to \bar{T}^E an uncertainty typical of the errors in this region. The results of this exercise are

$$\begin{aligned}\Delta\bar{T}^1 &= 0.0007(17) \\ \Delta\bar{T}^2 &= 0.0039(21) \\ \Delta\bar{T}^3 &= 0.0062(18) \\ \Delta\bar{T}^4 &= 0.0070(18).\end{aligned}\quad (22)$$

Performing a combined fit incorporating the continuum $\Delta\bar{\Pi}_{V-A}(0)$ constraint, Eq. (13), and the four lattice-continuum constraints obtained by employing the results of Eq. (22) on the rhs of Eq. (21), we find

$$\begin{aligned}L_{10}^r(\mu_0) &= -0.0031(8) \\ C_0^r(\mu_0) &= -0.0008(8) \\ C_1^r(\mu_0) &= 0.014(11).\end{aligned}\quad (23)$$

The size of the errors reflects the nontrivial size of the uncertainties on the $\Delta\bar{T}^E$ in (22), and the fact that the associated constraints, (21), are being required to provide information on two additional fit parameters. While the resulting errors, especially those on C_0^r and C_1^r , are larger than one might hope, they have, at least, the advantage of being data based.

The errors on the $\Delta\bar{T}^E$ in (22) result largely from those on the lattice data for $\Delta\bar{\Pi}_{V-A}(Q^2)$. It is, unfortunately, difficult to significantly improve these, and thus necessary to look to additional continuum input for any further improvement. The existence of strong correlations amongst the fit parameters in (23) suggests that a single additional constraint should be sufficient to achieve a reduction in the errors for all three fit parameters. Fortunately, such an additional constraint exists.

The source of this constraint is a recent IMFESR analysis [12] of the flavor-breaking (FB) correlator difference

$$\delta^{FB}\Delta\bar{\Pi}_{V-A}(Q^2) \equiv \bar{\Pi}_{ud;V-A}^{(0+1)}(Q^2) - \bar{\Pi}_{us;V-A}^{(0+1)}(Q^2), \quad (24)$$

from which the result

$$\delta^{FB}\Delta\bar{\Pi}_{V-A}(0) = 0.0113(15) \quad (25)$$

was obtained. The analysis employed (i) OPAL nonstrange spectral data for the V and A channels [16], updated as in Ref. [18]; (ii) us spectral data from ALEPH [33] and the recent B-factory results for the exclusive mode $K^-\pi^0$ [34], $K_s\pi^-$ [35], $K^-\pi^+\pi^-$ [36] and $K_s\pi^-\pi^0$ [37] invariant mass distributions measured in strange hadronic τ decays; and (iii) PDG [38], FLAG [39], and additional lattice [40,41] results for the treatment of, and input to, OPE contributions.

The us exclusive mode distributions are normalized to current strange τ branching fractions. We refer the reader to Ref. [12] for details of the analysis.

The result given in Eq. (25) is of interest for our purposes because the NNLO LEC contributions to the NNLO representation of $\delta^{FB}\Delta\bar{\Pi}_{V-A}(0)$ appear in precisely the combination C_0^r . Explicitly,

$$\begin{aligned}[\delta^{FB}\Delta\bar{\Pi}_{V-A}(0)]_{\text{NNLO}} &= \mathcal{R}^{FB}(0) + d_5^{FB}L_5^r + d_9^{FB}L_9^r \\ &\quad + d_{10}^{FB}L_{10}^r + \left(\frac{m_K^2 - m_\pi^2}{m_\pi^2}\right)C_0^r,\end{aligned}\quad (26)$$

where $\mathcal{R}^{FB}(Q^2)$ represents the sum of all 1- and 2-loop contributions with only LO vertices. The (rather lengthy) expression for $\mathcal{R}^{FB}(0)$, as well as those for the Q^2 -independent coefficients $d_{5,9,10}^{FB}$, are obtainable from the results quoted in Ref. [22] and not presented here. They are fully fixed once the chiral scale μ and pseudoscalar masses and decay constants are specified.

Unlike the case of the NNLO representation of $\Delta\bar{\Pi}_{V-A}(0)$, where the coefficient c_{10} of L_{10}^r in Eq. (9) contains both NLO and NNLO contributions, NLO contributions proportional to L_{10}^r cancel in forming the FB difference $\delta^{FB}\Delta\bar{\Pi}_{V-A}(Q^2)$. The result is that d_{10}^{FB} is purely NNLO, and suppressed numerically compared to c_{10} . The coefficient of C_0^r in Eq. (26) is, in contrast, enhanced by the factor $(m_K^2 - m_\pi^2)/m_\pi^2 \simeq 11.6$. The linear combination of L_{10}^r and C_0^r appearing in (26) is thus very different from that appearing in the continuum $\Delta\bar{\Pi}_{V-A}(0)$ constraint. Since L_9^r is well known [25], and L_5^r , which is also known [42], is such that its contribution to the rhs of (26) is numerically small, the result obtained by combining Eqs. (25) and (26),

$$2.12L_{10}^r(\mu_0) + 11.6C_0^r(\mu_0) = -0.00346(161), \quad (27)$$

provides the additional independent constraint we need.

We now have the two continuum constraints, Eqs. (13) and (27), and four combined lattice-continuum constraints, Eq. (21). All of these can be cast in the form

$$a_{10}^{(k)}L_{10}^r + a_0^{(k)}C_0^r + a_1^{(k)}C_1^r = d^{(k)} \pm \delta d^{(k)}, \quad (28)$$

with k labeling the different constraints, the $a_{10}^{(k)}$, $a_0^{(k)}$ and $a_1^{(k)}$ all known, and $\delta d^{(k)}$ the relevant error. For the four lattice-continuum constraints, $\delta d^{(k)}$ is totally dominated by the error on the lattice determination of the $\Delta\bar{\Pi}_{V-A}(Q^2)$ for the ensemble in question. For the continuum $V-A$ constraint, Eq. (13), $\delta d^{(k)}$ is determined by the experimental errors on the ud $V-A$ spectral distribution. Finally, for the FB continuum constraint, Eq. (27), $\delta d^{(k)}$ is dominated by the experimental errors on the us spectral distribution and us V/A separation uncertainties. Since the dominant sources of error for the different constraints are

independent, we fit $L_{10}^r(\mu_0)$, $C_0(\mu_0)$ and $C_1(\mu_0)$ by minimizing

$$\chi^2 = \sum_k \frac{[d_k - (a_{10}^{(k)} L_{10}^r(\mu_0) + a_0^{(k)} C_0(\mu_0) + a_1^{(k)} C_1(\mu_0))]^2}{[\delta d^{(k)}]^2}. \quad (29)$$

Implementing this six-constraint fit, we find the significantly improved results

$$\begin{aligned} L_{10}^r(\mu_0) &= -0.00346(29)_{\text{fit}(13)} L_{5,9}^r, \\ C_0^r(\mu_0) &= -0.00034(13)_{\text{fit}(3)} L_{5,9}^r, \\ C_1^r(\mu_0) &= 0.0081(35)_{\text{fit}(7)} L_{5,9}^r, \end{aligned} \quad (30)$$

where we have separated out the contributions to the errors from the uncertainties on the input values for $L_5^r(\mu_0)$ and $L_9^r(\mu_0)$. The resulting $C_0^r(\mu_0)$ - $C_1^r(\mu_0)$, $C_0^r(\mu_0)$ - $L_{10}^r(\mu_0)$ and $C_1^r(\mu_0)$ - $L_{10}^r(\mu_0)$ correlations are -0.045 , 0.012 and 0.978 , respectively. The results (30) update the preliminary versions presented in Ref. [43], and represent the best determination of L_{10}^r to date.¹

VI. SUMMARY AND DISCUSSION

Our main results are those given in Eq. (30), where the error labeled by the subscript fit is that resulting from the errors on the two continuum and four lattice-continuum constraints employed in the combined fit. The key result is that for $L_{10}^r(\mu_0)$, though that for $C_1^r(\mu_0)$ provides a further

¹The reader might worry about the compatibility of the determination of $L_9^r(\mu_0)$ in Ref. [25], our result for $L_{10}^r(\mu_0)$, and the constraint on $L_9^r(\mu_0) + L_{10}^r(\mu_0)$ obtained from the NNLO $SU(3) \times SU(3)$ analysis of radiative π decay data, reported in Ref. [28]. One should, however, bear in mind that the latter constraint is obtained employing large- N_c RChPT estimates for the NNLO LECs entering the axial amplitude from which the constraint is obtained. In particular, central values of zero are used for all $1/N_c$ -suppressed LECs. It turns out that, as in the case of the continuum $\Delta\bar{\Pi}_{V-A}(Q^2)$ constraint, a particular combination, $4C_{13}^r + C_{64}^r + 2(C_{13}^r - C_{62}^r + C_{81}^r)$, of $1/N_c$ -suppressed NNLO LECs appears with a large ($2m_K^2/m_\pi^2 \approx 25$) enhancement in its coefficient, relative to that of the non- $1/N_c$ -suppressed NNLO LECs. We have, in fact, determined, as part of our fit, the $1/N_c$ -suppressed combination $C_{13}^r(\mu_0) - C_{62}^r(\mu_0) + C_{81}^r(\mu_0)$. Shifting the central result 0 used for this combination in Ref. [28] to the central value implied by our fit, one finds a modified version of the radiative π decay constraint on $L_9^r + L_{10}^r$ in excellent agreement with our result for L_{10}^r and that for L_9^r in Ref. [25]. This exercise should, of course, be treated as illustrative only, since the discussion makes no attempt to account for the effect of the additional, but unknown, $1/N_c$ -suppressed combination $4C_{13}^r + C_{64}^r$. What it does allow us to do, however, is conclude that the NNLO $SU(3) \times SU(3)$ radiative π constraint is subject to nontrivial uncertainties associated with contributions from $1/N_c$ -suppressed NNLO LECs, and, within these uncertainties, perfectly compatible with our result for L_{10}^r .

example of a NNLO LEC combination vanishing in the large- N_c limit which cannot be neglected for $N_c = 3$.

It is worth commenting on the absence of constraints from the two RBC/UKQCD ensembles with $1/a = 1.75$ GeV in our analysis.² These ensembles provide five $Q^2 < 0.3$ GeV², three with errors small enough to be useful in assessing the self-consistency of the $\Delta T^E(Q^2)$. The three low-error $\Delta T^E(Q^2)$ for the ensemble with $m_\pi = 333$ MeV, unfortunately, fail the self-consistency test. Those for the ensemble with $m_\pi = 423$ MeV pass the self-consistency test, but correspond to an m_π which is both potentially rather large for use in a NNLO analysis and significantly larger than the largest value, $m_\pi = 349$ MeV, employed in the analysis discussed above. We can, however, use the results for the heavy m_π ensemble to further test that the $m_\pi < 350$ MeV employed above lie safely within the range of validity of the NNLO analysis framework. To do so we have performed an extended version of the analysis above, adding in the additional combined lattice-continuum constraint $\Delta\bar{T}^6 = 0.0048(17)$ obtained for the $1/a = 1.75$ GeV, $m_\pi = 423$ MeV ensemble. The expanded fit yields results, $C_0^r(\mu_0) = -0.0036(12)$, $C_1^r(\mu_0) = 0.0070(24)$ and $L_{10}^r(\mu_0) = -0.00355(23)$, in excellent agreement with those of the main analysis. Since $m_\pi = 423$ MeV is rather large, we do not use the results of this extended analysis as our main ones, but do argue that the stability of the results with respect to such a large increase in the maximum m_π employed provides strong evidence in support of the reliability of our NNLO treatment of the lower- m_π data.

The only other NNLO determination of $L_{10}^r(\mu_0)$ we are aware of is that of Ref. [7]. The central value in this case, $L_{10}^r(\mu_0) = -0.00406(39)$, differs from ours by $\sim 2\sigma$.³ The difference results, essentially entirely, from the difference in $C_1^r(\mu_0)$ values, with $C_1^r(\mu_0)$ (then unknown) having been assigned the (assumed) central value 0 in [7], but fit, using lattice data, in our analysis.⁴ The error on $L_{10}^r(\mu_0)$ in Ref. [7], as stressed in that reference, is completely dominated by the assumed uncertainty on $C_1^r(\mu_0)$. This uncertainty is based on the assumption that

²For further information on these ensembles, see Ref. [44].

³In terms of the error quoted in Ref. [7], the difference in central values is only 1.5σ . If the assumption used to generate it were updated using the improved determination of $C_0^r(\mu_0)$ obtained above, however, the error of Ref. [7] would be reduced to 0.00023. The determination of C_1^r using lattice data is key to bringing this type of difficult-to-quantify uncertainty under control.

⁴A significant difference also exists between our result for $C_0^r(\mu_0)$ and that used in Ref. [7]. This results largely from an overestimate, by a factor of more than 2 [12], in the RChPT value for $C_{80}^r(\mu_0)$ employed in [7]. The smallness of the C_0^r contributions to the $\Delta\bar{\Pi}_{V-A}(0)$ constraint, however, means that this difference has a negligible impact on the results for $L_{10}(\mu_0)$.

$$\begin{aligned} & |C_{13}^r(\mu_0) - C_{62}^r(\mu_0) + C_{81}^r(\mu_0)| \\ & < |C_{12}^r(\mu_0) - C_{61}^r(\mu_0) + C_{80}^r(\mu_0)|/3, \end{aligned} \quad (31)$$

which turns out to be insufficiently conservative, and would be even more so were the data-based result obtained above for $C_0^r(\mu_0)$ (which is ~ -0.6 times that employed in Ref. [7]) to be used on the rhs. Our error has the advantage not only of being smaller, but of being based entirely on lattice and continuum data errors and independent of any additional assumptions.

It is useful to clarify the relative roles of the lattice-continuum and continuum constraint errors, since this determines where best to focus future efforts to further reduce the error on L_{10}^r . In this context, it is also relevant to bear in mind that the $\delta^{FB} \Delta \bar{\Pi}_{V-A}(0)$ constraint, Eq. (27), which is crucial in achieving the reduced errors in (30), relies on current strange hadronic τ decay mode branching fractions for the normalizations of the exclusive strange mode contributions to the us $V-A$ spectral function. These branching fractions, as well as the exclusive strange distributions, remain the subjects of ongoing experimental investigation. In addition, the V/A separation of the exclusive $K\pi\pi$ mode spectral contributions, which is currently done only approximately, can, in principle, be improved through angular analyses [15] which are feasible with B-factory data. Improvements to the FB IMFESR analysis, and hence to the associated FB $V-A$ constraint, are thus likely to be accessible in the near future.

In order to illustrate the impact plausible changes in the us $V-A$ spectral data might have on L_{10}^r , we have rerun the analysis described in Sec. V using as input to the FB $V-A$ IMFESR constraint, the alternate value, $\delta^{FB} \Delta \bar{\Pi}_{V-A}(0) = 0.0098(15)$, obtained in Ref. [12] using the alternate, still-preliminary *BABAR* results for the branching fractions $B[\tau^- \rightarrow K^- n\pi^0 \nu_\tau]$, $n = 1, 2, 3$, reported in Ref. [45]. The results of this exercise are $L_{10}^r(\mu_0) = -0.00356(32)$, $C_0^r(\mu_0) = -0.00024(12)$ and $C_1^r(\mu_0) = 0.0068(32)$. While the input constraint value has been shifted by 1σ , $L_{10}(\mu_0)$ has shifted by only $\sim 1/3$ of the fit component of the error in the main result. We learn from this exercise that, at present, it is the lattice errors on $\Delta \bar{\Pi}_{V-A}(Q^2)$ which dominate the uncertainty on L_{10}^r . Improvements in the error on the FB $V-A$ IMFESR constraint (the less precise of the two continuum constraints), though almost certainly feasible in the near future, will not help to significantly reduce the error on L_{10}^r . Further nontrivial improvement requires instead a reduction in the errors on the lattice determinations of $\Delta \bar{\Pi}_{V-A}(Q^2)$. A natural target in this regard is a reduction in the errors on the π -pole subtraction through a reduction in the errors on f_π for the two coarse $1/a = 1.37$ GeV ensembles, where these errors on the f_π^2 factor entering this subtraction are currently a factor of ~ 2.3 larger than those for the fine $1/a = 2.31$ GeV ensembles.

Our determination of L_{10}^r allows us to also fix the corresponding $SU(2) \times SU(2)$ LEC, ℓ_5^r , whose relation to L_{10}^r at NNLO has been worked out in Ref. [46]. With F_0 the π decay constant in the $SU(3)$ chiral limit, \hat{m}_K the K mass in the limit $m_{u,d} \rightarrow 0$, $\ell_K \equiv \log(\frac{\hat{m}_K^2}{\mu_0^2})$, $\nu_K \equiv \frac{1}{32\pi^2}(\ell_K + 1)$ and $X \equiv \frac{\hat{m}_K^2}{16\pi^2 F_0^2}$, this relation takes the form [46]

$$\begin{aligned} \ell_5^r(\mu_0) = & (1 - 2X\ell_K)L_{10}(\mu_0) + \frac{1}{12}\nu_K \\ & + X(0.000339 + 0.002243\ell_K - 0.000396\ell_K^2) \\ & - X\ell_K L_9^r(\mu_0) - 8\hat{m}_K^2 [C_{13}^r(\mu_0) - C_{62}^r(\mu_0) + C_{81}^r(\mu_0)], \end{aligned} \quad (32)$$

where, in writing the second line, we have converted the dimensionless versions of the NNLO LECs used in Ref. [46] to the dimensionful versions of Ref. [24] used above. Note that the last term in this relation is proportional to the combination C_1^r determined above. Estimating \hat{m}_K using the LO relation $\hat{m}_K^2 = \bar{m}_K^2 - \frac{1}{2}m_\pi^2$ (with \bar{m}_K the average of the charged and neutral K masses), and taking $F_0 \approx 80$ MeV from the $n_f = 2 + 1$ lattice results favored by the FLAG assessment [39], we obtain

$$\begin{aligned} \ell_5^r(\mu_0) = & 1.430L_{10}(\mu_0) - 0.00046 + 0.215L_9^r(\mu_0) \\ & - \frac{\hat{m}_K^2}{4(2m_K^2 + m_\pi^2)} C_1^r(\mu_0). \end{aligned} \quad (33)$$

With the input of Ref. [25] for $L_9^r(\mu_0)$, we obtain, taking into account the 0.978 correlation between the fitted values of $L_{10}^r(\mu_0)$ and $C_1^r(\mu_0)$,

$$\ell_5^r(\mu_0) = -0.00507(10). \quad (34)$$

The uncertainty on $L_9^r(\mu_0)$ plays no role in the number of significant figures quoted for the error. The result (34) corresponds to the value

$$\bar{\ell}_5 = 13.0(2) \quad (35)$$

for the scale-invariant coupling $\bar{\ell}_5$ defined in Ref. [2]. This is not only in excellent agreement with the results $\bar{\ell}_6 = 16.0(5)(7)$ and $\bar{\ell}_6 - \bar{\ell}_5 = 3.0(3)$ quoted in Ref. [47], arising from the NNLO $SU(2) \times SU(2)$ analyses of the π vector form factor [48] and $\pi^+ \rightarrow e^+ \nu_e \gamma$ [49], respectively, but, when combined with $\bar{\ell}_6 - \bar{\ell}_5 = 3.0(3)$, in fact yields the somewhat improved determination $\bar{\ell}_6 = 16.0(4)$ for $\bar{\ell}_6$.

We close by comparing our results to RChPT estimates for the LECs/LEC combinations determined in our analysis, RChPT being the framework most often used to make such estimates in the literature. Large- N_c -based RChPT

estimates [50] for L_{10}^r are scale independent, and usually taken to correspond to $\mu \approx \mu_0$. The resulting $L_{10}^r(\mu_0)$ (≈ -0.0054) is significantly more negative than indicated by our determination. The lack of scale dependence in the large- N_c version of the RChPT LEC predictions can be repaired by going beyond leading order in $1/N_c$. This has been done for the $V - A$ correlator in Ref. [51], where $1/N_c$ corrections were shown to lower the RChPT prediction for $L_{10}^r(\mu_0)$ [51]. The resulting prediction, with the scale dependence now fully under control, is $-0.0044(9)$, compatible within errors with our result above. Large- N_c RChPT predictions for the NNLO LECs entering the combination C_0^r [22,28,42,52,53] lead to a result $C_0^r(\mu_0) \approx -0.0004$, in good agreement with the result above. This agreement, however, results from a fortuitous cancellation, with RChPT predictions for the individual C_{12}^r , C_{61}^r and C_{80}^r differing significantly from the coupled channel dispersive result of Ref. [26] for $C_{12}^r(\mu_0)$, and the results for $C_{61}^r(\mu_0)$ and $C_{80}^r(\mu_0)$ obtained in Ref. [12] using FB IMFESRs in combination with the results of our fit

above. The large- N_c RChPT prediction for the $1/N_c$ -suppressed LEC combination C_1^r is, of course, zero. To the best of our knowledge, $1/N_c$ corrections have not yet been investigated for any of the NNLO LECs.

ACKNOWLEDGMENTS

The lattice computations were done using the STFC's DiRAC facilities at Swansea and Edinburgh. P. A. B., L. D. D. and R. J. H. are supported by an STFC Consolidated Grant, and by the EU under Grant No. PITN-GA-2009-238353 (ITN STRONGnet). E. K. was supported by the Comunidad Autónoma de Madrid under the program HEPHACOS S2009/ESP-1473 and the European Union under Grant No. PITN-GA-2009-238353 (ITN STRONGnet). K. M. acknowledges the hospitality of the CSSM, University of Adelaide, and the support of the Natural Sciences and Engineering Research Council of Canada. J. M. Z. is supported by the Australian Research Council Grant No. FT100100005.

-
- [1] S. Weinberg, *Physica (Amsterdam)* **96A**, 327 (1979).
 [2] J. Gasser and H. Leutwyler, *Ann. Phys. (N.Y.)* **158**, 142 (1984).
 [3] J. Gasser and H. Leutwyler, *Nucl. Phys.* **B250**, 465 (1985).
 [4] M. E. Peskin and T. Takeuchi, *Phys. Rev. Lett.* **65**, 964 (1990).
 [5] M. Davier, L. Girlanda, A. Höcker, and J. Stern, *Phys. Rev. D* **58**, 096014 (1998).
 [6] C. A. Dominguez and K. Schilcher, *Phys. Lett. B* **448**, 93 (1999); **581**193 (2004); J. Bordes, C. A. Dominguez, J. Penarrocha, and K. Schilcher, *J. High Energy Phys.* **02** (2006) 037.
 [7] M. González-Alonso, A. Pich, and J. Prades, *Phys. Rev. D* **78**, 116012 (2008).
 [8] D. Boito, M. Golterman, M. Jamin, K. Maltman, and S. Peris, *Phys. Rev. D* **87**, 094008 (2013).
 [9] E. Shintani, S. Aoki, H. Fukaya, S. Hashimoto, T. Kaneko, H. Matsufuru, T. Onogi, and N. Yamada, *Phys. Rev. Lett.* **101**, 202001 (2008).
 [10] P. A. Boyle, L. Del Debbio, J. Wennekers, and J. M. Zanotti (RBC and UKQCD Collaborations), *Phys. Rev. D* **81**, 014504 (2010).
 [11] P. A. Boyle, L. Del Debbio, N. Garron, R. J. Hudspith, E. Kerrane, K. Maltman and J. M. Zanotti, *Proc. Sci., LATTICE* (2012) 156 [arXiv:1301.2565].
 [12] M. Golterman, K. Maltman, and S. Peris, *Phys. Rev. D* **89**, 054036 (2014).
 [13] Y.-S. Tsai, *Phys. Rev. D* **4**, 2821 (1971).
 [14] J. Erler, *Rev. Mex. Fis.* **50**, 200 (2004).
 [15] J. H. Kühn and E. Mirkes, *Z. Phys. C* **56**, 661 (1992); **67364** (1995).
 [16] K. Akerstaff *et al.* (OPAL Collaboration), *Eur. Phys. J. C* **7**, 571 (1999).
 [17] R. Barate *et al.* (ALEPH Collaboration), *Z. Phys. C* **76**, 15 (1997); R. Barate *et al.* (ALEPH Collaboration), *Eur. Phys. J. C* **4**, 409 (1998); S. Schael *et al.* (ALEPH Collaboration), *Phys. Rep.* **421**, 191 (2005).
 [18] D. Boito, M. Golterman, M. Jamin, A. Mahdavi, K. Maltman, J. Osborne, and S. Peris, *Phys. Rev. D* **85**, 093015 (2012).
 [19] D. R. Boito, O. Catà, M. Golterman, M. Jamin, K. Maltman, J. Osborne, and S. Peris, *Nucl. Phys. B, Proc. Suppl.* **218**, 104 (2011).
 [20] M. Davier, A. Höcker, B. Malaescu, C. Z. Yuan, and Z. Zhang, *Eur. Phys. J. C* **74**, 2803 (2014).
 [21] D. Boito, O. Catà, M. Golterman, M. Jamin, K. Maltman, J. Osborne, and S. Peris, *Phys. Rev. D* **84**, 113006 (2011).
 [22] G. Amoros, J. Bijnens, and P. Talavera, *Nucl. Phys.* **B568**, 319 (2000).
 [23] C. Aubin and T. Blum, *Phys. Rev. D* **75**, 114502 (2007).
 [24] J. Bijnens, G. Colangelo, and G. Ecker, *J. High Energy Phys.* **02** (1999) 020; *Ann. Phys. (N.Y.)* **280**, 100 (2000).
 [25] J. Bijnens and P. Talavera, *J. High Energy Phys.* **03** (2002) 046.
 [26] M. Jamin, J. A. Oller, and A. Pich, *J. High Energy Phys.* **02** (2004) 047.
 [27] S. Dürr and J. Kambor, *Phys. Rev. D* **61**, 114025 (2000).
 [28] R. Unterdorfer and H. Pichl, *Eur. Phys. J. C* **55**, 273 (2008).
 [29] Y. Aoki *et al.*, *Phys. Rev. D* **83**, 074508 (2011).
 [30] R. Arthur *et al.*, *Phys. Rev. D* **87**, 094514 (2013).
 [31] V. Furman and Y. Shamir, *Nucl. Phys.* **B439**, 54 (1995).

- [32] P. Boyle, L. Del Debbio, E. Kerrane, and J. Zanotti, *Phys. Rev. D* **85**, 074504 (2012).
- [33] R. Barate *et al.*, *Eur. Phys. J. C* **11**, 599 (1999).
- [34] B. Aubert *et al.* (BABAR Collaboration), *Phys. Rev. D* **76**, 051104 (2007).
- [35] D. Epifanov *et al.* (Belle Collaboration), *Phys. Lett. B* **654**, 65 (2007).
- [36] I. M. Nugent, [arXiv:1301.7105](https://arxiv.org/abs/1301.7105).
- [37] S. Ryu (Belle Collaboration), [arXiv:1302.4565](https://arxiv.org/abs/1302.4565).
- [38] J. Beringer *et al.*, *Phys. Rev. D* **86**, 010001 (2012).
- [39] For the main page of the 2013 FLAG compilation, see http://itpwiki.unibe.ch/flag/index.php/Review_of_lattice_result_concerning_low_energy_particle_physics.
- [40] C. McNeile, A. Bazavov, C. Davies, R. Dowdall, K. Hornbostel, G. Lepage, and H. Trotter, *Phys. Rev. D* **87**, 034503 (2013).
- [41] P. A. Boyle, L. Del Debbio, N. Garron, R. J. Hudspith, E. Kerrane, K. Maltman and J. M. Zanotti, *Proc. Sci.*, Confinement X (2012) 100; [arXiv:1312.1716](https://arxiv.org/abs/1312.1716).
- [42] J. Bijnens and I. Jemos, *Nucl. Phys.* **B854**, 631 (2012).
- [43] P. A. Boyle *et al.*, [arXiv:1311.0397](https://arxiv.org/abs/1311.0397) [*Proc. Sci.* (to be published)].
- [44] C. Allton *et al.* (RBC-UKQCD Collaboration), *Phys. Rev. D* **78**, 114509 (2008).
- [45] A. Adametz, Ph.D. thesis, University of Heidelberg, 2011.
- [46] J. Gasser, C. Haefeli, M. A. Ivanov, and M. Schmid, *Phys. Lett. B* **652**, 21 (2007).
- [47] J. Bijnens, *Proc. Sci.*, CD12 (2013) 002.
- [48] J. Bijnens, G. Colangelo, and P. Talavera, *J. High Energy Phys.* **05** (1998) 014.
- [49] J. Bijnens and P. Talavera, *Nucl. Phys.* **B489**, 387 (1997).
- [50] G. Ecker, J. Gasser, A. Pich, and E. de Rafael, *Nucl. Phys.* **B321**, 311 (1989); M. Knecht and A. Nyffeler, *Eur. Phys. J. C* **21**, 659 (2001); V. Cirigliano, G. Ecker, M. Eidemüller, R. Kaiser, A. Pich, and J. Portolés, *Nucl. Phys.* **B753**, 139 (2006). See also Ref. [22].
- [51] A. Pich, I. Rosell, and J. J. Sanz-Cillero, *J. High Energy Phys.* **07** (2008) 014.
- [52] V. Cirigliano, G. Ecker, M. Eidemüller, R. Kaiser, A. Pich, and J. Portolés, *J. High Energy Phys.* **04** (2005) 006.
- [53] K. Kampf and B. Moussallam, *Eur. Phys. J. C* **47**, 723 (2006).