

Figure S1: Labeling of *Tdc2* by anti-*Tdc2* after expression of *UAS-grim* (A-C), *UAS-rpr* (E-G), *UAS-hid,rpr* (I-K) and *UAS-DTI* (M-O) in *Tdc2-Gal4*-positive neurons. Despite expression of pro-apoptotic genes in all cases, a small number of OA/TA neurons escaped apoptosis (A, E, I). Weak expression of *Tdc2* was remarkable after expression of *UAS-DTI* (M). Expression of *10xUAS-myr::GFP* to confirm the efficiency of cell ablation and protein synthesis inhibition with the *Gal4* expression pattern as anti-*Tdc2* antibody might label neurons not included in the expression pattern of *Tdc2-Gal4* (D, H, L, P). Scale bar: 50µm.

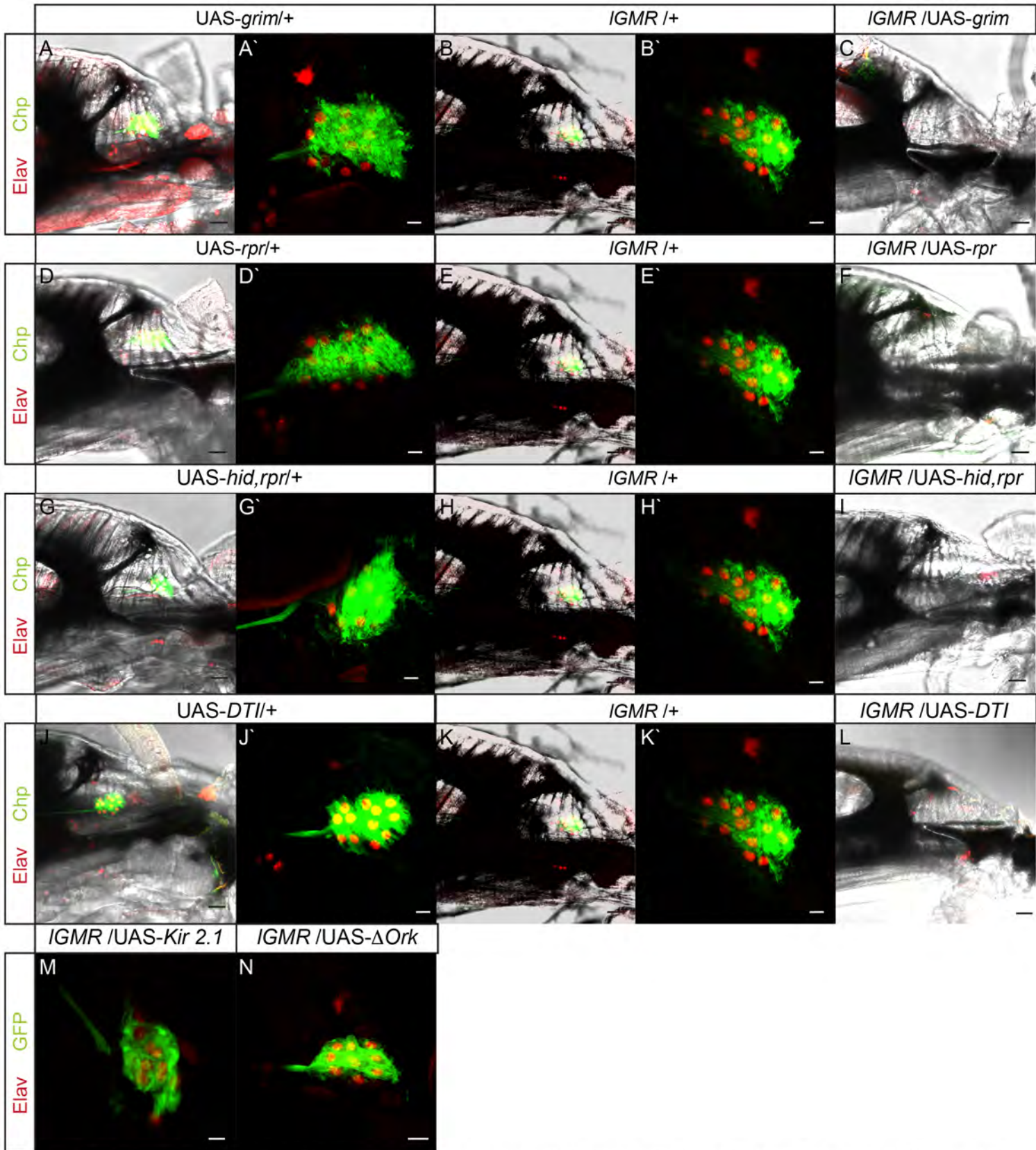


Figure S2: Bright field image of the cephalopharyngeal skeleton including the Bolwigs organ (BO) and close up of the BO (A', B', D', E', G', H', J', K', M and N) labeled with anti-Elav (red) and anti-Chp (green; A-L). Expression of UAS-*grim* (C), UAS-*rpr* (F), UAS-*hid,rpr* (I) and UAS-*DTI* (L) driven by *IGMR-Gal4*. The expression of pro-apoptotic genes led to a complete loss of photoreceptor cells in all cases. Expression of UAS-*Kir2.1* and UAS- Δ Ork, labeled by GFP under the control of *IGMR-Gal4* (M-N). Scale bars: black: 20µm, white: 5µm.

Table S1 List of publications using different effector gene combinations to manipulate different types of neurons and behaviors in the *Drosophila* larva to the best of our knowledge

authors	year	usage	UAS- <i>grim</i>	UAS- <i>rpr</i>	UAS- <i>hid</i>	UAS- <i>hid,rpr</i>	UAS- <i>DTI</i>	UAS- <i>shibire^{ts}</i>	UAS- <i>TNTE</i>	UAS- <i>Kir2.1</i>	UAS- <i>Δork</i>	UAS- <i>TRPM8</i>	UAS- <i>TRPA1</i>	UAS- <i>NaChBac</i>	UAS- <i>Pacα</i>	UAS- <i>bPac</i>	UAS- <i>Chr2</i>	UAS- <i>NpHR</i>
Wu <i>et al</i>	2003	feeding																
Isabel <i>et al</i>	2004	hormonal growth control																
Fishilevich <i>et al</i>	2005	olfactory preference																
Mazzoni <i>et al</i>	2005	light preference																
Rodriguez Moncalvo <i>et al</i>	2005	development of larval optic neuropile																
Schroll <i>et al</i>	2006	learning and memory																
Song <i>et al</i>	2007	locomotion																
Hwang <i>et al</i>	2007	nociception																
McBrayer <i>et al</i>	2007	larval development																
Sprecher and Desplan	2008	development of photoreceptor cells																
Selcho <i>et al</i>	2009	learning and memory																
Honjo <i>et al</i>	2009	learning and memory																
Bucher and Buchner	2009	neuromuscular junction																
Rodriguez Moncalvo <i>et al</i>	2009	light preference																
Liu <i>et al</i>	2009	larval development																
Pauls <i>et al</i>	2010	learning and memory																
Larkin <i>et al</i>	2010	learning and memory																
Luo <i>et al</i>	2010	temperature preference																
Xiang <i>et al</i>	2010	light preference																
Riddiford <i>et al</i>	2010	larval development																
Keene <i>et al</i>	2011	light preference																
Zhang <i>et al</i>	2011	feeding																

Koon <i>et al</i>	2011	locomotion																
Ryuda <i>et al</i>	2011	feeding																
Sweeney <i>et al</i>	2011	targeting of olfactory sensory neurons																
Klarsfeld <i>et al</i>	2011	light preference																
Tapadia <i>et al</i>	2011	larval development																
Huser <i>et al</i>	2012	learning and memory																
Selcho <i>et al</i>	2012	locomotion																
Berni <i>et al</i>	2012	locomotion																
Zhao <i>et al</i>	2012	feeding																
Zhou <i>et al</i>	2012	locomotion																
Kane <i>et al</i>	2013	light preference																
Wang <i>et al</i>	2013	feeding																
Johnson and Carder	2013	nociception																
Yamanaka <i>et al</i>	2013	light preference																
Xu <i>et al</i>	2013	nociception																
Collins <i>et al</i>	2013	light preference																
Ohyama <i>et al</i>	2013	nociception/locomotion																
Robertson <i>et al</i>	2013	nociception																
Selcho <i>et al</i>	2014	learning and memory																
Apostolopoulou <i>et al</i>	2014	gustatory preference																
Schoofs <i>et al</i>	2014	feeding/locomotion																
Vogelstein <i>et al</i>	2014	motor behavior																

Apostolopoulou, A. A., L. Mazija, A. Wust and A. S. Thum, 2014 The neuronal and molecular basis of quinine-dependent bitter taste signaling in *Drosophila* larvae. *Front Behav Neurosci* 8: 6.

Berni, J., S. R. Pulver, L. C. Griffith and M. Bate, 2012 Autonomous circuitry for substrate exploration in freely moving *Drosophila* larvae. *Curr Biol* 22: 1861-1870.

Bucher, D., and E. Buchner, 2009 Stimulating PACalpha increases miniature excitatory junction potential frequency at the *Drosophila* neuromuscular junction. *J Neurogenet* 23: 220-224.

Collins, B., E. A. Kane, D. C. Reeves, M. H. Akabas and J. Blau, 2012 Balance of activity between LN(v)s and glutamatergic dorsal clock neurons promotes robust circadian rhythms in *Drosophila*. *Neuron* 74: 706-718.

Fishilevich, E., A. I. Domingos, K. Asahina, F. Naef, L. B. Vosshall *et al.*, 2005 Chemotaxis behavior mediated by single larval olfactory neurons in *Drosophila*. *Curr Biol* 15: 2086-2096.

Honjo, K., and K. Furukubo-Tokunaga, 2009 Distinctive neuronal networks and biochemical pathways for appetitive and aversive memory in *Drosophila* larvae. *J Neurosci* 29: 852-862.

Huser, A., A. Rohwedder, A. A. Apostolopoulou, A. Widmann, J. E. Pfitzenmaier *et al.*, 2012 The serotonergic central nervous system of the *Drosophila* larva: anatomy and behavioral function. *PLoS One* 7: e47518.

Hwang, R. Y., L. Zhong, Y. Xu, T. Johnson, F. Zhang *et al.*, 2007 Nociceptive neurons protect *Drosophila* larvae from parasitoid wasps. *Curr Biol* 17: 2105-2116.

Isabel, G., J. R. Martin, S. Chidami, J. A. Veenstra and P. Rosay, 2005 AKH-producing neuroendocrine cell ablation decreases trehalose and induces behavioral changes in *Drosophila*. *Am J Physiol Regul Integr Comp Physiol* 288: R531-538.

Johnson, W. A., and J. W. Carder, 2012 *Drosophila* nociceptors mediate larval aversion to dry surface environments utilizing both the painless TRP channel and the DEG/ENaC subunit, PPK1. *PLoS One* 7: e32878.

Kane, E. A., M. Gershow, B. Afonso, I. Larderet, M. Klein *et al.*, 2013 Sensorimotor structure of *Drosophila* larva phototaxis. *Proc Natl Acad Sci U S A* 110: E3868-3877.

Keene, A. C., E. O. Mazzoni, J. Zhen, M. A. Younger, S. Yamaguchi *et al.*, 2011 Distinct visual pathways mediate *Drosophila* larval light avoidance and circadian clock entrainment. *J Neurosci* 31: 6527-6534.

Klarsfeld, A., M. Picot, C. Vias, E. Chelot and F. Rouyer, 2011 Identifying specific light inputs for each subgroup of brain clock neurons in *Drosophila* larvae. *J Neurosci* 31: 17406-17415.

Koon, A. C., J. Ashley, R. Barria, S. DasGupta, R. Brain *et al.*, 2011 Autoregulatory and paracrine control of synaptic and behavioral plasticity by octopaminergic signaling. *Nat Neurosci* 14: 190-199.

Larkin, A., S. Karak, R. Priya, A. Das, C. Ayyub *et al.*, 2010 Central synaptic mechanisms underlie short-term olfactory habituation in *Drosophila* larvae. *Learn Mem* 17: 645-653.

Liu, Y., Z. Sheng, H. Liu, D. Wen, Q. He *et al.*, 2009 Juvenile hormone counteracts the bHLH-PAS transcription factors MET and GCE to prevent caspase-dependent programmed cell death in *Drosophila*. *Development* 136: 2015-2025.

Luo, L., M. Gershow, M. Rosenzweig, K. Kang, C. Fang-Yen *et al.*, 2010 Navigational decision making in *Drosophila* thermotaxis. *J Neurosci* 30: 4261-4272.

Mazzoni, E. O., C. Desplan and J. Blau, 2005 Circadian pacemaker neurons transmit and modulate visual information to control a rapid behavioral response. *Neuron* 45: 293-300.

McBrayer, Z., H. Ono, M. Shimell, J. P. Parvy, R. B. Beckstead *et al.*, 2007 Prothoracicotrophic hormone regulates developmental timing and body size in *Drosophila*. *Dev Cell* 13: 857-871.

Ohyama, T., T. Jovanic, G. Denisov, T. C. Dang, D. Hoffmann *et al.*, 2013 High-throughput analysis of stimulus-evoked behaviors in *Drosophila* larva reveals multiple modality-specific escape strategies. *PLoS One* 8: e71706.

Pauls, D., M. Selcho, N. Gendre, R. F. Stocker and A. S. Thum, 2010 *Drosophila* larvae establish appetitive olfactory memories via mushroom body neurons of embryonic origin. *J Neurosci* 30: 10655-10666.

Riddiford, L. M., J. W. Truman, C. K. Mirth and Y. C. Shen, 2010 A role for juvenile hormone in the prepupal development of *Drosophila melanogaster*. *Development* 137: 1117-1126.

Robertson, J. L., A. Tsubouchi and W. D. Tracey, 2013 Larval defense against attack from parasitoid wasps requires nociceptive neurons. *PLoS One* 8: e78704.

Rodriguez Moncalvo, V. G., and A. R. Campos, 2005 Genetic dissection of trophic interactions in the larval optic neuropil of *Drosophila melanogaster*. *Dev Biol* 286: 549-558.

Rodriguez Moncalvo, V. G., and A. R. Campos, 2009 Role of serotonergic neurons in the *Drosophila* larval response to light. *BMC Neurosci* 10: 66.

Ryuda, M., S. Tsuzuki, H. Matsumoto, Y. Oda, T. Tanimura *et al.*, 2011 Identification of a novel gene, anorexia, regulating feeding activity via insulin signaling in *Drosophila melanogaster*. *J Biol Chem* 286: 38417-38426.

Schoofs, A., S. Huckesfeld, P. Schlegel, A. Miroschnikow, M. Peters *et al.*, 2014 Selection of motor programs for suppressing food intake and inducing locomotion in the *Drosophila* brain. *PLoS Biol* 12: e1001893.

Selcho, M., D. Pauls, B. El Jundi, R. F. Stocker and A. S. Thum, 2012 The role of octopamine and tyramine in *Drosophila* larval locomotion. *J Comp Neurol* 520: 3764-3785.

Selcho, M., D. Pauls, K. A. Han, R. F. Stocker and A. S. Thum, 2009 The role of dopamine in *Drosophila* larval classical olfactory conditioning. *PLoS One* 4: e5897.

Selcho, M., D. Pauls, A. Huser, R. F. Stocker and A. S. Thum, 2014 Characterization of the octopaminergic and tyraminergeric neurons in the central brain of *Drosophila* larvae. *J Comp Neurol* 522: 3485-3500.

Shim, J., T. Mukherjee and U. Banerjee, 2012 Direct sensing of systemic and nutritional signals by haematopoietic progenitors in *Drosophila*. *Nat Cell Biol* 14: 394-400.

Song, W., M. Onishi, L. Y. Jan and Y. N. Jan, 2007 Peripheral multidendritic sensory neurons are necessary for rhythmic locomotion behavior in *Drosophila* larvae. *Proc Natl Acad Sci U S A* 104: 5199-5204.

Sprecher, S. G., and C. Desplan, 2008 Switch of rhodopsin expression in terminally differentiated *Drosophila* sensory neurons. *Nature* 454: 533-537.

Tapadia, M. G., and N. K. Gautam, 2011 Non-apoptotic function of apoptotic proteins in the development of Malpighian tubules of *Drosophila melanogaster*. *J Biosci* 36: 531-544.

Vogelstein, J. T., Y. Park, T. Ohyama, R. A. Kerr, J. W. Truman *et al.*, 2014 Discovery of brainwide neural-behavioral maps via multiscale unsupervised structure learning. *Science* 344: 386-392.

Wang, Y., Y. Pu and P. Shen, 2013 Neuropeptide-gated perception of appetitive olfactory inputs in *Drosophila* larvae. *Cell Rep* 3: 820-830.

Wen, T., C. A. Parrish, D. Xu, Q. Wu and P. Shen, 2005 *Drosophila* neuropeptide F and its receptor, NPF1, define a signaling pathway that acutely modulates alcohol sensitivity. *Proc Natl Acad Sci U S A* 102: 2141-2146.

Wu, Q., T. Wen, G. Lee, J. H. Park, H. N. Cai *et al.*, 2003 Developmental control of foraging and social behavior by the *Drosophila* neuropeptide Y-like system. *Neuron* 39: 147-161.

- Xiang, Y., Q. Yuan, N. Vogt, L. L. Looger, L. Y. Jan *et al.*, 2010 Light-avoidance-mediating photoreceptors tile the *Drosophila* larval body wall. *Nature* 468: 921-926.
- Xu, X., J. L. Brechbiel and E. R. Gavis, 2013 Dynein-dependent transport of nanos RNA in *Drosophila* sensory neurons requires Rumpelstiltskin and the germ plasm organizer Oskar. *J Neurosci* 33: 14791-14800.
- Yamanaka, N., N. M. Romero, F. A. Martin, K. F. Rewitz, M. Sun *et al.*, 2013 Neuroendocrine control of *Drosophila* larval light preference. *Science* 341: 1113-1116.
- Zhang, T., A. Branch and P. Shen, 2013 Octopamine-mediated circuit mechanism underlying controlled appetite for palatable food in *Drosophila*. *Proc Natl Acad Sci U S A* 110: 15431-15436.
- Zhao, X. L., and A. R. Campos, 2012 Insulin signalling in mushroom body neurons regulates feeding behaviour in *Drosophila* larvae. *J Exp Biol* 215: 2696-2702.
- Zhou, Y., S. Cameron, W. T. Chang and Y. Rao, 2012 Control of directional change after mechanical stimulation in *Drosophila*. *Mol Brain* 5: 39.

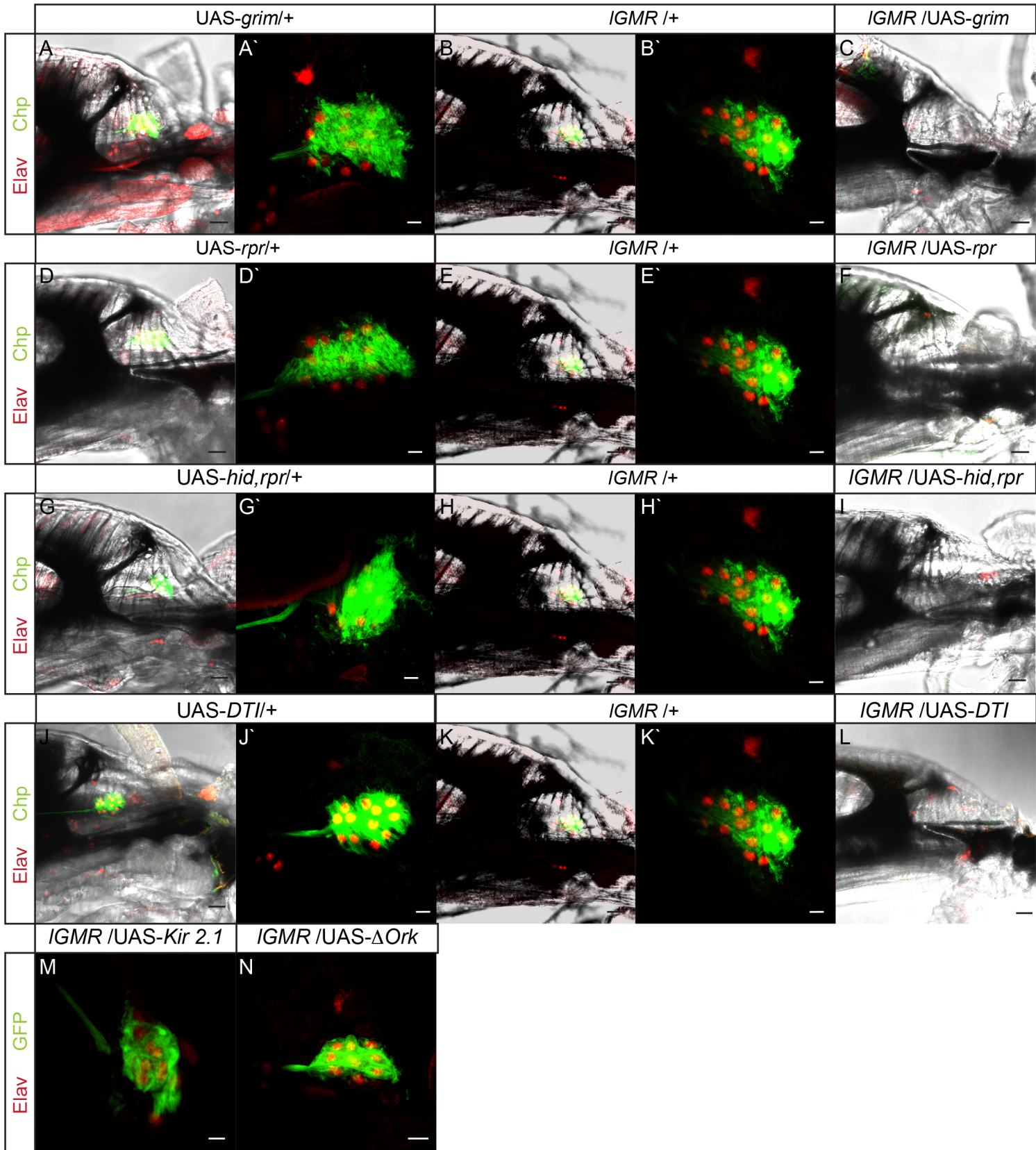


Figure S2: Bright field image of the cephalopharyngeal skeleton including the Bolwigs organ (BO) and close up of the BO (A', B', D', E', G', H', J', K', M and N) labeled with anti-Elav (red) and anti-Chp (green; A-L). Expression of UAS-*grim* (C), UAS-*rpr* (F), UAS-*hid,rpr* (I) and UAS-*DTI* (L) driven by *IGMR-Gal4*. The expression of pro-apoptotic genes led to a complete loss of photoreceptor cells in all cases. Expression of UAS-*Kir2.1* and UAS- Δ *Ork*, labeled by GFP under the control of *IGMR-Gal4* (M-N). Scale bars: black: 20 μ m, white: 5 μ m.

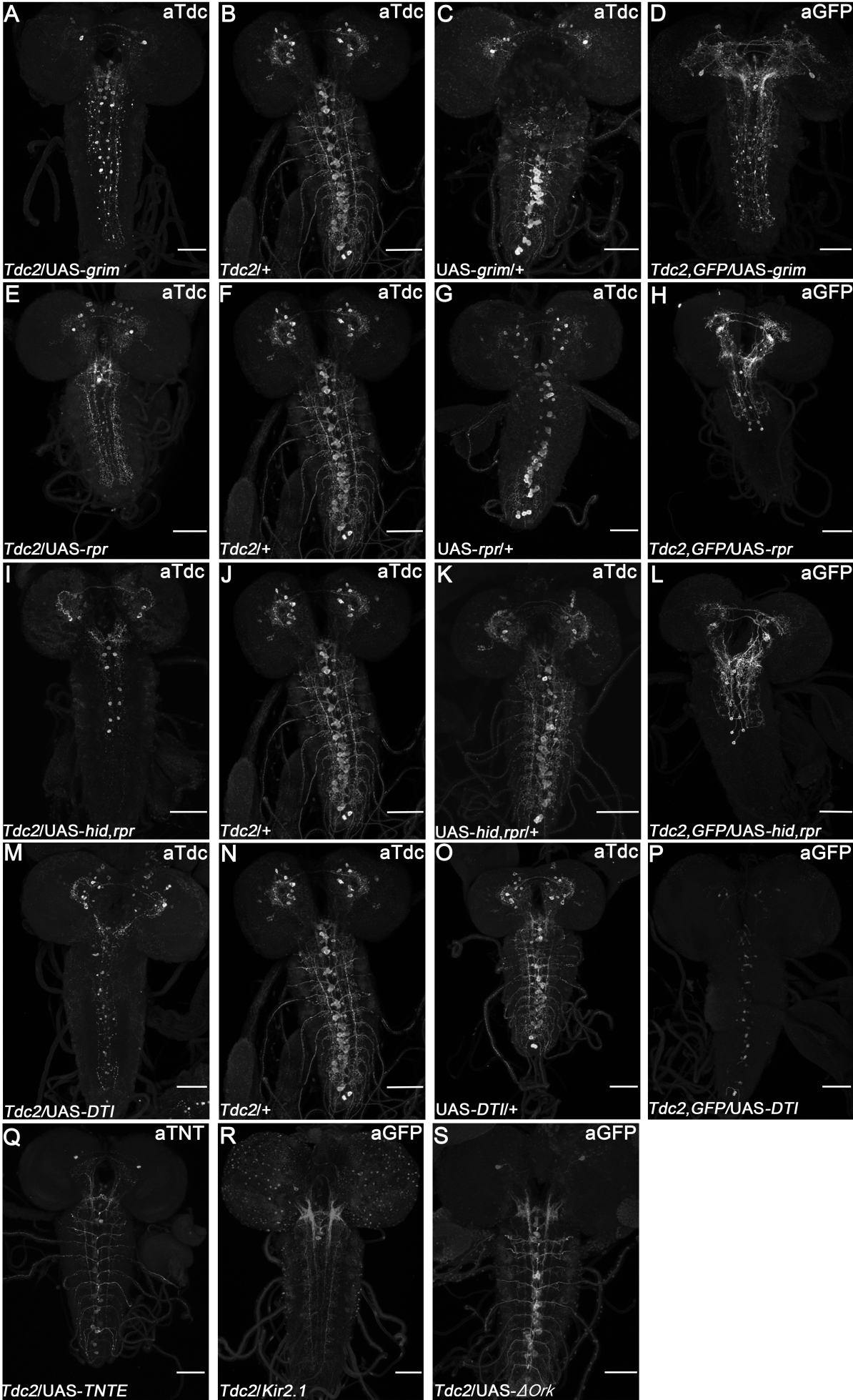


Figure S1: Labeling of *Tdc2* by anti-*Tdc2* after expression of *UAS-grim* (A-C), *UAS-rpr* (E-G), *UAS-hid,rpr* (I-K) and *UAS-DTI* (M-O) in *Tdc2-Gal4*-positive neurons. Despite expression of pro-apoptotic genes in all cases, a small number of OA/TA neurons escaped apoptosis (A, E, I). Weak expression of *Tdc2* was remarkable after expression of *UAS-DTI* (M). Expression of *10xUAS-myr::GFP* to confirm the efficiency of cell ablation and protein synthesis inhibition with the *Gal4* expression pattern as anti-*Tdc2* antibody might label neurons not included in the expression pattern of *Tdc2-Gal4* (D, H, L, P). Scale bar: 50µm.

Table S1 List of publications using different effector gene combinations to manipulate different types of neurons and behaviors in the *Drosophila* larva to the best of our knowledge

authors	year	usage	UAS- <i>grim</i>	UAS- <i>rpr</i>	UAS- <i>hid</i>	UAS- <i>hid,rpr</i>	UAS- <i>DTI</i>	UAS- <i>shibire^{ts}</i>	UAS- <i>TNTE</i>	UAS- <i>Kir2.1</i>	UAS- <i>Δork</i>	UAS- <i>TRPM8</i>	UAS- <i>TRPA1</i>	UAS- <i>NaChBac</i>	UAS- <i>Pacα</i>	UAS- <i>bPac</i>	UAS- <i>Chr2</i>	UAS- <i>NpHR</i>
Wu <i>et al</i>	2003	feeding																
Isabel <i>et al</i>	2004	hormonal growth control																
Fishilevich <i>et al</i>	2005	olfactory preference																
Mazzoni <i>et al</i>	2005	light preference																
Rodriguez Moncalvo <i>et al</i>	2005	development of larval optic neuropile																
Schroll <i>et al</i>	2006	learning and memory																
Song <i>et al</i>	2007	locomotion																
Hwang <i>et al</i>	2007	nociception																
McBrayer <i>et al</i>	2007	larval development																
Sprecher and Desplan	2008	development of photoreceptor cells																
Selcho <i>et al</i>	2009	learning and memory																
Honjo <i>et al</i>	2009	learning and memory																
Bucher and Buchner	2009	neuromuscular junction																
Rodriguez Moncalvo <i>et al</i>	2009	light preference																
Liu <i>et al</i>	2009	larval development																
Pauls <i>et al</i>	2010	learning and memory																
Larkin <i>et al</i>	2010	learning and memory																
Luo <i>et al</i>	2010	temperature preference																
Xiang <i>et al</i>	2010	light preference																
Riddiford <i>et al</i>	2010	larval development																
Keene <i>et al</i>	2011	light preference																
Zhang <i>et al</i>	2011	feeding																

Koon <i>et al</i>	2011	locomotion															
Ryuda <i>et al</i>	2011	feeding															
Sweeney <i>et al</i>	2011	targeting of olfactory sensory neurons															
Klarsfeld <i>et al</i>	2011	light preference															
Tapadia <i>et al</i>	2011	larval development															
Huser <i>et al</i>	2012	learning and memory															
Selcho <i>et al</i>	2012	locomotion															
Berni <i>et al</i>	2012	locomotion															
Zhao <i>et al</i>	2012	feeding															
Zhou <i>et al</i>	2012	locomotion															
Kane <i>et al</i>	2013	light preference															
Wang <i>et al</i>	2013	feeding															
Johnson and Carder	2013	nociception															
Yamanaka <i>et al</i>	2013	light preference															
Xu <i>et al</i>	2013	nociception															
Collins <i>et al</i>	2013	light preference															
Ohyama <i>et al</i>	2013	nociception/locomotion															
Robertson <i>et al</i>	2013	nociception															
Selcho <i>et al</i>	2014	learning and memory															
Apostolopoulou <i>et al</i>	2014	gustatory preference															
Schoofs <i>et al</i>	2014	feeding/locomotion															
Vogelstein <i>et al</i>	2014	motor behavior															

Apostolopoulou, A. A., L. Mazija, A. Wust and A. S. Thum, 2014 The neuronal and molecular basis of quinine-dependent bitter taste signaling in *Drosophila* larvae. *Front Behav Neurosci* 8: 6.

Berni, J., S. R. Pulver, L. C. Griffith and M. Bate, 2012 Autonomous circuitry for substrate exploration in freely moving *Drosophila* larvae. *Curr Biol* 22: 1861-1870.

Bucher, D., and E. Buchner, 2009 Stimulating PACalpha increases miniature excitatory junction potential frequency at the *Drosophila* neuromuscular junction. *J Neurogenet* 23: 220-224.

Collins, B., E. A. Kane, D. C. Reeves, M. H. Akabas and J. Blau, 2012 Balance of activity between LN(v)s and glutamatergic dorsal clock neurons promotes robust circadian rhythms in *Drosophila*. *Neuron* 74: 706-718.

Fishilevich, E., A. I. Domingos, K. Asahina, F. Naef, L. B. Vosshall *et al.*, 2005 Chemotaxis behavior mediated by single larval olfactory neurons in *Drosophila*. *Curr Biol* 15: 2086-2096.

Honjo, K., and K. Furukubo-Tokunaga, 2009 Distinctive neuronal networks and biochemical pathways for appetitive and aversive memory in *Drosophila* larvae. *J Neurosci* 29: 852-862.

Huser, A., A. Rohwedder, A. A. Apostolopoulou, A. Widmann, J. E. Pfitzenmaier *et al.*, 2012 The serotonergic central nervous system of the *Drosophila* larva: anatomy and behavioral function. *PLoS One* 7: e47518.

Hwang, R. Y., L. Zhong, Y. Xu, T. Johnson, F. Zhang *et al.*, 2007 Nociceptive neurons protect *Drosophila* larvae from parasitoid wasps. *Curr Biol* 17: 2105-2116.

Isabel, G., J. R. Martin, S. Chidami, J. A. Veenstra and P. Rosay, 2005 AKH-producing neuroendocrine cell ablation decreases trehalose and induces behavioral changes in *Drosophila*. *Am J Physiol Regul Integr Comp Physiol* 288: R531-538.

Johnson, W. A., and J. W. Carder, 2012 *Drosophila* nociceptors mediate larval aversion to dry surface environments utilizing both the painless TRP channel and the DEG/ENaC subunit, PPK1. *PLoS One* 7: e32878.

Kane, E. A., M. Gershow, B. Afonso, I. Larderet, M. Klein *et al.*, 2013 Sensorimotor structure of *Drosophila* larva phototaxis. *Proc Natl Acad Sci U S A* 110: E3868-3877.

Keene, A. C., E. O. Mazzoni, J. Zhen, M. A. Younger, S. Yamaguchi *et al.*, 2011 Distinct visual pathways mediate *Drosophila* larval light avoidance and circadian clock entrainment. *J Neurosci* 31: 6527-6534.

Klarsfeld, A., M. Picot, C. Vias, E. Chelot and F. Rouyer, 2011 Identifying specific light inputs for each subgroup of brain clock neurons in *Drosophila* larvae. *J Neurosci* 31: 17406-17415.

Koon, A. C., J. Ashley, R. Barria, S. DasGupta, R. Brain *et al.*, 2011 Autoregulatory and paracrine control of synaptic and behavioral plasticity by octopaminergic signaling. *Nat Neurosci* 14: 190-199.

Larkin, A., S. Karak, R. Priya, A. Das, C. Ayyub *et al.*, 2010 Central synaptic mechanisms underlie short-term olfactory habituation in *Drosophila* larvae. *Learn Mem* 17: 645-653.

Liu, Y., Z. Sheng, H. Liu, D. Wen, Q. He *et al.*, 2009 Juvenile hormone counteracts the bHLH-PAS transcription factors MET and GCE to prevent caspase-dependent programmed cell death in *Drosophila*. *Development* 136: 2015-2025.

Luo, L., M. Gershow, M. Rosenzweig, K. Kang, C. Fang-Yen *et al.*, 2010 Navigational decision making in *Drosophila* thermotaxis. *J Neurosci* 30: 4261-4272.

Mazzoni, E. O., C. Desplan and J. Blau, 2005 Circadian pacemaker neurons transmit and modulate visual information to control a rapid behavioral response. *Neuron* 45: 293-300.

McBrayer, Z., H. Ono, M. Shimell, J. P. Parvy, R. B. Beckstead *et al.*, 2007 Prothoracicotrophic hormone regulates developmental timing and body size in *Drosophila*. *Dev Cell* 13: 857-871.

Ohyama, T., T. Jovanic, G. Denisov, T. C. Dang, D. Hoffmann *et al.*, 2013 High-throughput analysis of stimulus-evoked behaviors in *Drosophila* larva reveals multiple modality-specific escape strategies. *PLoS One* 8: e71706.

Pauls, D., M. Selcho, N. Gendre, R. F. Stocker and A. S. Thum, 2010 *Drosophila* larvae establish appetitive olfactory memories via mushroom body neurons of embryonic origin. *J Neurosci* 30: 10655-10666.

Riddiford, L. M., J. W. Truman, C. K. Mirth and Y. C. Shen, 2010 A role for juvenile hormone in the prepupal development of *Drosophila melanogaster*. *Development* 137: 1117-1126.

Robertson, J. L., A. Tsubouchi and W. D. Tracey, 2013 Larval defense against attack from parasitoid wasps requires nociceptive neurons. *PLoS One* 8: e78704.

Rodriguez Moncalvo, V. G., and A. R. Campos, 2005 Genetic dissection of trophic interactions in the larval optic neuropil of *Drosophila melanogaster*. *Dev Biol* 286: 549-558.

Rodriguez Moncalvo, V. G., and A. R. Campos, 2009 Role of serotonergic neurons in the *Drosophila* larval response to light. *BMC Neurosci* 10: 66.

Ryuda, M., S. Tsuzuki, H. Matsumoto, Y. Oda, T. Tanimura *et al.*, 2011 Identification of a novel gene, anorexia, regulating feeding activity via insulin signaling in *Drosophila melanogaster*. *J Biol Chem* 286: 38417-38426.

Schoofs, A., S. Huckesfeld, P. Schlegel, A. Miroschnikow, M. Peters *et al.*, 2014 Selection of motor programs for suppressing food intake and inducing locomotion in the *Drosophila* brain. *PLoS Biol* 12: e1001893.

Selcho, M., D. Pauls, B. El Jundi, R. F. Stocker and A. S. Thum, 2012 The role of octopamine and tyramine in *Drosophila* larval locomotion. *J Comp Neurol* 520: 3764-3785.

Selcho, M., D. Pauls, K. A. Han, R. F. Stocker and A. S. Thum, 2009 The role of dopamine in *Drosophila* larval classical olfactory conditioning. *PLoS One* 4: e5897.

Selcho, M., D. Pauls, A. Huser, R. F. Stocker and A. S. Thum, 2014 Characterization of the octopaminergic and tyraminergeric neurons in the central brain of *Drosophila* larvae. *J Comp Neurol* 522: 3485-3500.

Shim, J., T. Mukherjee and U. Banerjee, 2012 Direct sensing of systemic and nutritional signals by haematopoietic progenitors in *Drosophila*. *Nat Cell Biol* 14: 394-400.

Song, W., M. Onishi, L. Y. Jan and Y. N. Jan, 2007 Peripheral multidendritic sensory neurons are necessary for rhythmic locomotion behavior in *Drosophila* larvae. *Proc Natl Acad Sci U S A* 104: 5199-5204.

Sprecher, S. G., and C. Desplan, 2008 Switch of rhodopsin expression in terminally differentiated *Drosophila* sensory neurons. *Nature* 454: 533-537.

Tapadia, M. G., and N. K. Gautam, 2011 Non-apoptotic function of apoptotic proteins in the development of Malpighian tubules of *Drosophila melanogaster*. *J Biosci* 36: 531-544.

Vogelstein, J. T., Y. Park, T. Ohyama, R. A. Kerr, J. W. Truman *et al.*, 2014 Discovery of brainwide neural-behavioral maps via multiscale unsupervised structure learning. *Science* 344: 386-392.

Wang, Y., Y. Pu and P. Shen, 2013 Neuropeptide-gated perception of appetitive olfactory inputs in *Drosophila* larvae. *Cell Rep* 3: 820-830.

Wen, T., C. A. Parrish, D. Xu, Q. Wu and P. Shen, 2005 *Drosophila* neuropeptide F and its receptor, NPF1, define a signaling pathway that acutely modulates alcohol sensitivity. *Proc Natl Acad Sci U S A* 102: 2141-2146.

Wu, Q., T. Wen, G. Lee, J. H. Park, H. N. Cai *et al.*, 2003 Developmental control of foraging and social behavior by the *Drosophila* neuropeptide Y-like system. *Neuron* 39: 147-161.

- Xiang, Y., Q. Yuan, N. Vogt, L. L. Looger, L. Y. Jan *et al.*, 2010 Light-avoidance-mediating photoreceptors tile the *Drosophila* larval body wall. *Nature* 468: 921-926.
- Xu, X., J. L. Brechbiel and E. R. Gavis, 2013 Dynein-dependent transport of nanos RNA in *Drosophila* sensory neurons requires Rumpelstiltskin and the germ plasm organizer Oskar. *J Neurosci* 33: 14791-14800.
- Yamanaka, N., N. M. Romero, F. A. Martin, K. F. Rewitz, M. Sun *et al.*, 2013 Neuroendocrine control of *Drosophila* larval light preference. *Science* 341: 1113-1116.
- Zhang, T., A. Branch and P. Shen, 2013 Octopamine-mediated circuit mechanism underlying controlled appetite for palatable food in *Drosophila*. *Proc Natl Acad Sci U S A* 110: 15431-15436.
- Zhao, X. L., and A. R. Campos, 2012 Insulin signalling in mushroom body neurons regulates feeding behaviour in *Drosophila* larvae. *J Exp Biol* 215: 2696-2702.
- Zhou, Y., S. Cameron, W. T. Chang and Y. Rao, 2012 Control of directional change after mechanical stimulation in *Drosophila*. *Mol Brain* 5: 39.