



## **Thermal properties of hemp fiber filled polyamide 1010 biomass composites and the blend of these composites and polyamide 11 elastomer**

Yosuke Nishitani, Jun Mukaida, Toshiyuki Yamanaka, Tetsuto Kajiyama, and Takeshi Kitano

Citation: [AIP Conference Proceedings](#) **1713**, 120007 (2016); doi: 10.1063/1.4942322

View online: <http://dx.doi.org/10.1063/1.4942322>

View Table of Contents: <http://scitation.aip.org/content/aip/proceeding/aipcp/1713?ver=pdfcov>

Published by the [AIP Publishing](#)

---

### **Articles you may be interested in**

[Effect of addition of plants-derived polyamide 11 elastomer on the mechanical and tribological properties of hemp fiber reinforced polyamide 1010 composites](#)

AIP Conf. Proc. **1664**, 060008 (2015); 10.1063/1.4918426

[Influence of silane coupling agents on the rheological behavior of hemp fiber filled polyamide 1010 biomass composites in molten state](#)

AIP Conf. Proc. **1664**, 060007 (2015); 10.1063/1.4918425

[The mechanical properties of density graded hemp/polyethylene composites](#)

AIP Conf. Proc. **1664**, 060001 (2015); 10.1063/1.4918419

[Topological and thermal properties of polypropylene composites based on oil palm biomass](#)

AIP Conf. Proc. **1621**, 677 (2014); 10.1063/1.4898541

[Clay-filled bio-based blends of poly\(lactic acid\) and polyamide 11](#)

AIP Conf. Proc. **1459**, 208 (2012); 10.1063/1.4738445

---

# Thermal Properties of Hemp Fiber Filled Polyamide 1010 Biomass Composites and the Blend of These Composites and Polyamide 11 Elastomer

Yosuke Nishitani<sup>a\*</sup>, Jun Mukaida<sup>b</sup>, Toshiyuki Yamanaka<sup>c</sup>, Tetsuto Kajiyama<sup>d</sup> and Takeshi Kitano<sup>e</sup>

<sup>a</sup>*Department of Mechanical Engineering, Faculty of Engineering, Kogakuin University,  
2665-1 Nakano, Hachioji, Tokyo 1920015, Japan*

<sup>b</sup>*Department of Mechanical Engineering, Graduate School of Engineering, Kogakuin University,  
2665-1 Nakano, Hachioji, Tokyo 1920015, Japan*

<sup>c</sup>*Tokyo Metropolitan Industrial Technology Research Institute,  
2-4-10, Aomi, kotoku, Tokyo 135-0064, Japan*

<sup>d</sup>*Jonan Branch, Tokyo Metropolitan Industrial Technology Research Institute,  
1-20-20, Minamikamata, Ota, Tokyo 144-0035, Japan*

<sup>e</sup>*Polymer Centre, Faculty of Technology, Tomas Bata University in Zlin,  
T. G. M. 275, Zlin, 762 72 Czech Republic*

\*at13152@ns.kogakuin.ac.jp

**Abstract.** The aim of this study is to improve the performance of all inedible plants-derived materials for new engineering materials such as structural materials and tribomaterials. Thermal properties of hemp fiber filled polyamide 1010 biomass composites and the blend of these composites and plants-derived TPE were investigated experimentally. These biomass composites were extruded by a twin screw extruder and compression or injection molded. Thermal properties such as dynamic mechanical analysis (DMA), thermogravimetric analysis (TGA) and differential scanning calorimetry (DSC) of these biomass composites were evaluated. It was found that the addition of HF and the blend of bio-TPE with PA1010 have strong influence on the thermal properties such as DMA, TGA and DSC. In particular, HF has a good effect for the improvement of the thermal and mechanical properties. These properties of HF/PA1010/PA11E biomass composites are better than those of HF/PA1010/TPU ones.

**Keywords:** Thermal properties, Biomass polymer composites, Natural fiber, Plants-derived polyamide, Polymer blend.

**PACS:** 81.05.Qk, 81.70.Bt, 81.70.Pg, 82.35.Pq,

## INTRODUCTION

Biopolymers and biomass polymer composites have been extensively interested not only as a solution to growing environmental threats but also as a solution to alleviating the uncertainty of the petroleum supply in recent years<sup>1), 2)</sup>. In addition, supply of raw materials is unstable since many of biopolymers are made from edible biomass like as corn. In order to solve these problems, the new engineering materials based on all inedible plants-derived materials are strongly required. In our previous studies, we investigated the mechanical and tribological properties of natural fiber reinforced biopolymer composites such as hemp fiber (HF) reinforced inedible plants-derived polyamide 1010 (PA1010) biomass composites and the blend of these composites and plants-derived thermoplastic elastomers (TPE) such as polyamide 11 elastomer (PA11E) and thermoplastic polyurethane elastomer (TPU)<sup>3)-8)</sup>. It was found that the mechanical and tribological properties of these composites are improved with the filling of hemp fibers, their surface-treatment by silane coupling agent and the addition of TPE. However, in order to achieve further higher performance in the natural fiber reinforced biopolymer composites, there is a key issue that the thermal properties of these biomass composites is very critical to understand heat resistance, internal microstructures, their change and structure-property relationships of these materials. The aim of this study is to improve the performance of all inedible plants-derived materials for new engineering materials such as structural materials and tribomaterials. Thermal properties such as dynamic mechanical analysis (DMA), thermogravimetric analysis (TGA) and differential

scanning calorimetry (DSC) of hemp fiber filled inedible polyamide 1010 biomass composites and the blend of these composites and plants-derived TPE were investigated experimentally.

## EXPERIMENTAL

The materials used in this study were the surface treated hemp fiber reinforced polyamide 1010 biomass composites (HF/PA1010) and the blend of these composites and plant-derived thermoplastic elastomers (bio-TPE). Polyamide 1010 (PA1010, Vestamid Terra DS16, Daicel Evonic Ltd., Japan) was used as the matrix polymer. Two types of plants-derived TPE (bio-TPE): PA11E (PEBAX Rnew 35R53, Arkema K. K., Japan) and TPU (PANDEX T-B190N, DIC Bayer Polymer Ltd., Japan) were used as the blending materials with HF/PA1010 composites. PA1010 and PA11E (except the polyether groups used as soft segment) were made from plant-derived castor oil. The composition of the polymer blend of PA1010 and TPE was fixed as 80/20 by weight fraction. Hemp fiber (HF,  $\phi$ 50-100, Hemp Levo .Ink., Japan) was used as the reinforcement fiber. Hemp fibers were previously cut into length of about 5mm, and were surface-treated by two types of surface treatment: a) alkali treatment by sodium hydroxide (NaOH) solution and b) surface treatment by ureido silane coupling agent (3-ureidopropyltrimethoxy silane, A-1160, Momentive Performance Material Inc., USA). Alkali treatment by NaOH was employed as follows: a 5% solution of NaOH was taken in a stainless beaker. The chopped hemp fibers were added into the beaker and stirred well. This was kept at room temperature for 4h. The fibers were then washed thoroughly with water to remove the excess of NaOH sticking to the fibers. The alkali treated fibers (HF-A) were dried in air for 12h and in a vacuum oven at 80°C for 5h. Ureido silane coupling agent was used as surface treatment agents. The treatment of hemp fibers with the concentration of 1wt.% ureido silane coupling agent was carried out in 0.5wt.% of acetic acid aqueous solution in which the pH of the solution was adjusted to 3.5 and stirred continuously for 15 min. Then, the fibers were immersed in the solution for 60 min. The surface-treated hemp fibers (HF-S) were removed from the solution and in air for 12h and in a vacuum oven at 80°C for 5h. The volume fraction of fiber  $V_f$  in the composites was fixed with 20vol.%.

All the components which were dried for 12h at 80°C in vacuum oven were dry blended in the small plastic bottle, subsequently melt mixed at 85 rpm and 220°C on a twin screw extruder (TEX-30, Japan Steel Works, Ltd., Japan). After mixing, the extruded strands of various HF/PA1010/PA11E composites were cut by pelletizer, and were dried again at 80°C for 12h in vacuum oven. Various shaped samples for various experiments were injection molded (NS20-A, Nissei Plastic Industrial, Japan). The molding conditions were as follows: cylinder temperatures of 220°C, mold (cavity) temperature of 30°C and the injection rate of 13cm<sup>3</sup>/s. In addition, sheets of 2mm thickness were compression molded under the conditions of 220°C, 5 min and 5MPa, and cut into 5mm x 40mm x 1mm shape specimen for measurement of dynamic mechanical analysis. To keep the drying conditions of specimens for all measurements, they were kept in accordance with JIS K 6920-2 for at least 24h at 23°C in desiccators after molding.

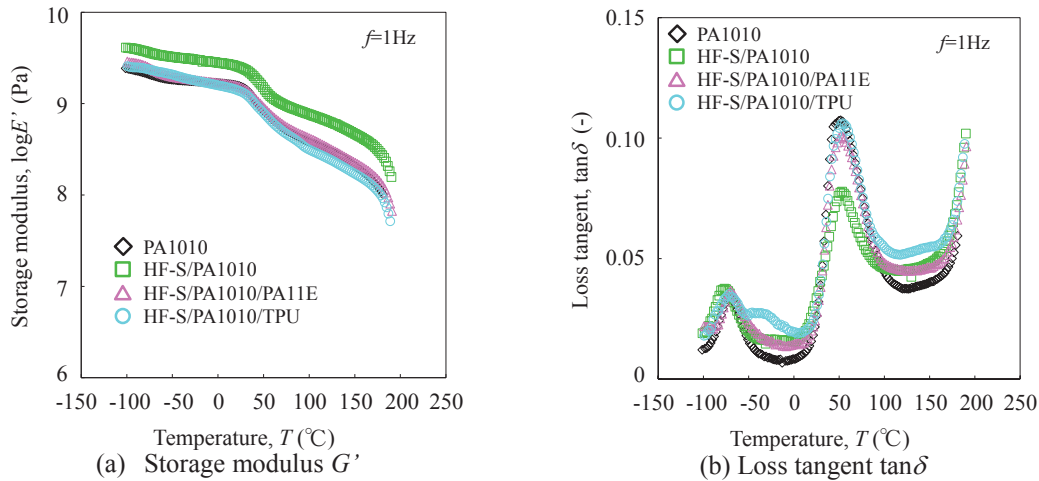
Thermal properties such as dynamic mechanical analysis (DMA), thermogravimetric analysis (TGA) and differential scanning calorimetry (DSC) were evaluated. The storage modulus, loss modulus and loss tangent ( $\tan \delta$ ) of the composites were measured as function of temperature (from -100 to 200°C) using a DMA equipment (RSA3, TA instrument Co. Ltd., USA) with a tensile fixture at a frequency of 1Hz. The thermogravimetric analysis (TGA) was carried out in a TGA equipment (Thermo plus EVO2, Rigaku Co. Ltd., Japan). The samples used for the TGA were cut from injection molded coupon specimen into a small piece having a weight of 10mg. TGA measurement was programmed for heating from 40 to 400°C with a heating rate of 10°C/min. The differential scanning calorimetry (DSC) was measured by DSC equipment (DSC-50, Shimadzu Co. Ltd., Japan). The samples used for the DSC were prepared like those for TGA (5mg). DSC measurement was scanned from -90 to 230 °C with a constant heating rate of 10°C/min.

## RESULT AND DISCUSSION

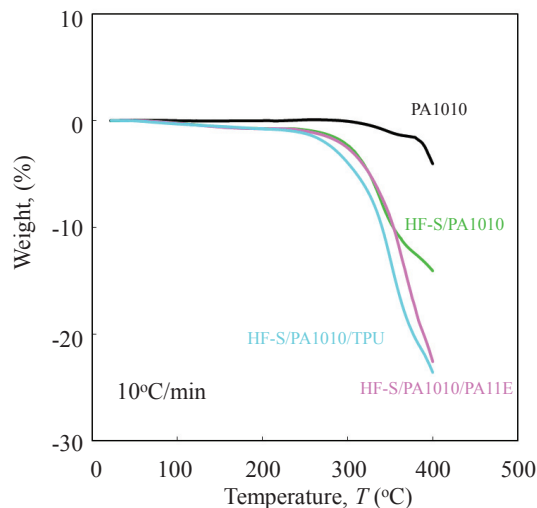
First, the dynamic mechanical analysis of hemp fiber filled polyamide 1010 biomass composites (HF/PA1010 biomass composites) and the blend of these composites and plants-derived TPE (HF/PA1010/bio-TPE biomass composites) is discussed. The storage modulus  $E'$  and loss tangent  $\tan\delta$  are plotted as a function of temperature  $T$  for neat PA1010 (100%), HF-S/PA1010, HF-S/PA1010/PA11E and HF-S/PA1010/TPU composites in Fig.1 (a) ( $E'$  vs.  $T$ ) and Fig.1 (b) ( $\tan\delta$  vs.  $T$ ), respectively.  $E'$  of HF/PA1010 composites is higher than that of neat PA1010, indicating that HF has a strong reinforcing effect on the elastic properties of PA1010. On the other hand,  $E'$  of the ternary biomass composites (HF/PA1010/bio-TPE) decrease with blending of bio-TPE such as PA11E and TPU, and have the same level at that of neat PA1010. In particular,  $E'$  of HF/PA1010/PA11E biomass composites are slightly

higher than that of HF/PA1010/TPU ones in the temperature region higher than 50°C.  $\tan\delta$  curves (Fig.1 (b)) exhibit two relaxation peaks. The first peak between at 40 and 60°C represents the glass transition temperature  $T_g$  of the composites, and the second one between at -80 and -60°C shows the relaxation arising from the hydrogen bonds between the PA1010 chains<sup>9</sup>. The relaxation peak at the high temperature region of HF/PA1010 composites decrease in comparison with neat PA1010 although those of ternary biomass composites such as HF/PA1010/PA11E and HF/PA1010/TPU are the same level at that of neat PA1010. On the other hand, the relaxation peak at the lower temperature region of neat PA1010 shifts toward the lower temperature with the addition of HF, however those of ternary biomass composites do not shift. In general, those of rigid fiber (or inorganic filler) filled polymer composites shift toward the higher temperature due to restricting the movement of the polymer chains<sup>9</sup>. In contrast, flexible fiber such as the natural fiber employed in this study show the contrary tendency. The mechanisms of how the addition of HF affects the relaxation peak at the low temperature region of composites needs to be studied further. In addition,  $\tan\delta$  curve of HF/PA1010/TPU biomass composites shows the small relaxation peak between at -50 and -30°C which may be derived from TPU.

Next, the thermogravimetric analysis (TGA) of various PA1010 biomass composites is discussed. Fig.2 shows TG curves (the weight as a function of temperature  $T$ ) of various PA1010 biomass composites. The weight of neat PA1010 is higher than that of various HF filled PA1010 biomass composites over the whole range of temperature. TG curve of various PA1010 biomass composites shows the evidence of two weight loss processes, while that of neat PA1010 is only one weight loss process. The first weight loss process between 80 and 200°C is attributed to the dehydration of HF as well as the thermal degradation of lignin and hemicellulose<sup>10, 11</sup>. The second weight loss



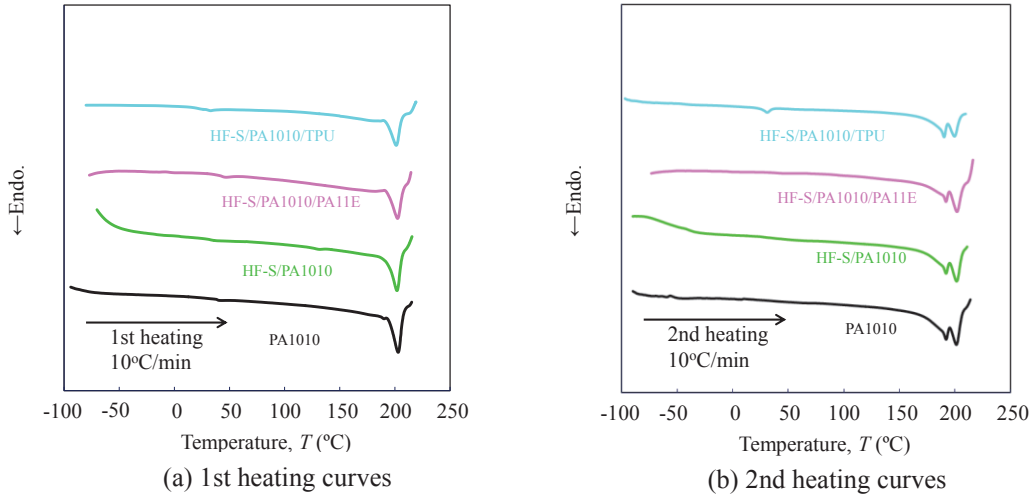
**FIGURE1.** Dynamic mechanical properties as a function of temperature for various HF/PA1010 composites



**FIGURE2.** Thermogravimetric curves of various HF/PA1010 biomass composites.

process at about 300°C is explained in terms of decomposing mostly of the cellulose in HF. In addition, TG curves of various PA1010 biomass composites decrease in the following order: HF/PA1010 > HF/PA1010/PA11E > HF/PA1010/TPU. This indicates that PA11E has more effective for the improvement of heat resistance of HF/PA1010 composites in the ternary biomass composites.

The crystal form of the polymer has a strong influence on the mechanical properties of the polymer composites. The differential scanning calorimetry (DSC) was employed to evaluate the effect of HF and the blends of these composites and bio-TPE on the crystallization behavior of PA1010. Fig. 3 shows DSC 1st heating (Fig.3 (a)) and 2nd heating (Fig.3 (b)) curves obtained at 10°C/min rate, respectively. DSC 1st heating curves in Fig.3 (a) show a melting peak, although DSC 2nd heating curves in Fig.3 (b) have two melting peaks. This may be explained by the following mechanisms: in DSC run, it was pointed out recently by Li et. al.<sup>12)</sup> that the appearance of multiple melting peaks is probably due to rearrangement of the lamellae since the polyamide crystals can be easily thickened by annealing. It is considered that the same phenomenon occurs for PA1010 used in this study.  $T_{m1}$ , which is the melting point in the lower temperature side, is attributed to the thin lamellae formed during cooling, and  $T_{m2}$ , which is in the higher ones, is attributed to the melting of the thickened crystals during heating and annealing process. Parameters such as the melting point  $T_m$ ,  $T_{m1}$  and  $T_{m2}$ , the cooling point  $T_c$  and the heat of fusion  $\Delta H_f$  calculated from DSC curves for various PA1010 biomass composites are listed in Table 2.  $T_m$  in 1st heating curves shifts to lower temperature with the HF and bio-TPE, while  $\Delta H_f$  increases with HF in spite of decreasing with blending the bio-TPE. On the other hand,  $T_{m1}$  does not change in 2nd heating curves except of HF/PA1010/TPU composites, however  $T_{m2}$  and  $\Delta H_f$  shift to lower temperature. These results indicate that HF has a good effect for the improvement of mechanical properties.



**FIGURE3.** DSC curves of various HF/PA1010 biomass composites

**TABLE1.** Glass transition temperature and melting temperature of various HF/PA1010 composites

	1st heating		1st cooling	2nd heating		
	$T_m$ (°C)	$\Delta H_f$ (J/g)	$T_c$ (°C)	$T_{m1}$ (°C)	$T_{m2}$ (°C)	$\Delta H_f$ (J/g)
PA1010	203.0	18.5	177.7	192.2	203.3	36.0
HF-S/PA1010	201.8	21.0	178.3	192.0	201.6	31.4
HF-S/PA1010/PA11E	202.5	16.1	178.0	192.0	201.8	25.3
HF-S/PA1010/TPU	201.3	14.9	176.0	190.3	199.6	25.1

## CONCLUSION

The aim of this study is to improve the performance of all inedible plants-derived materials for new engineering materials such as structural materials and tribomaterials. Thermal properties such as DMA, TGA and DSC of hemp fiber filled polyamide 1010 biomass composites and the blend of these composites and plants-derived TPE were investigated experimentally. It was found that the addition of HF and the blend of bio-TPE with PA1010 have strong influence on the thermal properties such as DMA, TGA and DSC of PA1010. In particular, HF has a good effect for the improvement of the thermal and mechanical properties. These properties of HF/PA1010/PA11E biomass composites are better than those of HF/PA1010/TPU ones.

## ACKNOWLEDGMENTS

This work was supported by JSPS KAKENHI Grant Number 25420735. We would like to thank the Functional Microstructured Surfaces Reserch Center (FMS, MEXT, Japan) of Kogakuin University, the Project Rresearch of Research Institute for Science and Technology of Kogakuin University and the Ogasawara Foundation for the Promotion of Science & Engineering for funding this study, and partial support by national budget of Czech Republic within the framework of the Centre of Polymer Systems project (reg. number: CZ. 1.05/2.1.00/ 03.0111).

## REFERENCES

1. A. C. Wibowo et al., *Ind. Eng. Chem. Res.* **43**, 4883-4888 (2004).
2. L. Petersson and K. Oksman, *Compos. Sci. Technol.* **66**, 2187-2196 (2006).
3. M. Hasumi, Y. Nishitani and T. Kitano, The proceedings of Seikei-kako symposia'11, Akita, 491-492 (2011) (in Japanese).
4. M. Hasumi, Y. Nishitani and T. Kitano, The proceedings of Tribology Conference Autumn'12, Muroran, 211-212 (2012).
5. M. Hasumi, Y. Nishitani and T. Kitano, The proceedings of the Polymer Processing Society 28th Annual Meeting (PPS-28), Pattaya, P-07-324 (2012).
6. Y. Nishitani, M. Hasumi and T. Kitano, The proceedings of the Polymer Processing Society 30th Annual Meeting (PPS-30), Cleveland, S05-368 (2014).
7. J. Mukaida, Y. Nishitani and T. Kitano, The proceedings of the Polymer Processing Society 30th Annual Meeting (PPS-30), Cleveland, S05-371 (2014).
8. J. Mukaida, Y. Nishitani, T. Kajiya, T. Yamanaka and T. Kitano, The proceedings of Seikei-kako symposia'14, Niigata, 289-290 (2014) (in Japanese).
9. H. Zeng, C. Gao, Y. Wang, P.C.P. Watts, H. Kong, X. Cui and D. Yan, *Polymer*, **47**, 113-122 (2006)
10. N. Chand and M. Fahim, *Tribology of natural fiber polymer composites*, Cambridge, Woodhead Publishing Ltd, 2008, pp. 24-26
11. J.R. Araujo, W.R. Waldman and M.A.D. Paoli, *Polym. Degrad. Stab.*, **93**, 1770-1775 (2008)
12. L. Li, C.Y. Li, C. Ni, L. Rong and B. Hsiao, *Polymer*, **48**, 3452-3460 (2007)