

PDF hosted at the Radboud Repository of the Radboud University Nijmegen

The following full text is a publisher's version.

For additional information about this publication click this link.

<http://hdl.handle.net/2066/129141>

Please be advised that this information was generated on 2017-12-05 and may be subject to change.

A search for lepton flavour violation in Z^0 decays

DELPHI Collaboration

P. Abreu^a, W. Adam^b, T. Adye^c, E. Agasi^d, G.D. Alekseev^e, A. Algeri^f, P. Allen^g,
S. Almedh^h, S.J. Alvsvaagⁱ, U. Amaldi^j, E.G. Anassontzis^k, A. Andreatza^l, P. Antilogus^m,
W.-D. Apelⁿ, R.J. Apsimon^c, B. Asman^o, J.-E. Augustin^p, A. Augustinus^d, P. Baillon^j,
P. Bambade^p, F. Barao^a, R. Barate^q, G. Barbiellini^r, D.Y. Bardin^e, G. Barker^s, A. Baroncelli^t,
O. Barring^h, J.A. Barrio^u, W. Bartl^b, M.J. Bates^c, M. Battaglia^f, M. Baubillier^v, K.-H. Becks^w,
C.J. Beeston^s, M. Begalli^x, P. Beilliere^y, Yu. Belokopytov^z, P. Beltran^{aa}, D. Benedic^{ab},
A.C. Benvenuti^{ac}, M. Berggren^p, D. Bertrand^{ad}, F. Bianchi^{ae}, M.S. Bilenky^c, P. Billoir^v,
J. Bjarne^h, D. Bloch^{ab}, S. Blyth^s, V. Bocci^{af}, P.N. Bogolubov^e, T. Bolognese^{ag}, M. Bonesini^l,
W. Bonivento^l, P.S.L. Booth^{ah}, P. Borgeaud^{ag}, G. Borisov^z, H. Borner^j, C. Bosio^t,
B. Bostjancic^{ai}, S. Bosworth^s, O. Botner^{aj}, E. Boudinov^z, B. Bouquet^p, C. Bourdarios^p,
T.J.V. Bowcock^{ah}, M. Bozzo^{ak}, S. Braibant^{ad}, P. Branchini^t, K.D. Brand^{al}, R.A. Brenner^j,
H. Briand^v, C. Bricman^{ad}, R.C.A. Brown^j, N. Brummer^d, J.-M. Brunet^y, L. Bugge^{am},
T. Buran^{am}, H. Burmeister^j, J.A.M.A. Buytaert^j, M. Caccia^j, M. Calvi^l, A.J. Camacho Rozas^{an},
R. Campion^{ah}, T. Camporesi^j, V. Canale^{af}, F. Cao^{ad}, F. Carena^j, L. Carroll^{ah}, C. Caso^{ak},
M.V. Castillo Gimenez^g, A. Cattai^j, F.R. Cavallo^{ac}, L. Cerrito^{af}, V. Chabaud^j, A. Chan^{ao},
Ph. Charpentier^j, L. Chaussard^p, J. Chauveau^v, P. Checchia^{al}, G.A. Chelkov^e, L. Chevalier^{ag},
P. Chliapnikov^z, V. Chorowicz^v, J.T.M. Chrin^g, R. Cirio^{ae}, M.P. Clara^{ae}, P. Collins^s,
J.L. Contreras^u, R. Contri^{ak}, E. Cortina^g, G. Cosme^p, F. Couchot^p, H.B. Crawley^{ao},
D. Crennell^c, G. Crosetti^{ak}, M. Crozon^y, J. Cuevas Maestro^{an}, S. Czellar^f, E. Dahl-Jensen^{ap},
B. Dalmagne^p, M. Dam^{am}, G. Damgaard^{ap}, G. Darbo^{ak}, E. Daubie^{ad}, A. Daumⁿ,
P.D. Dauncey^s, M. Davenport^j, P. David^v, J. Davies^{ah}, W. Da Silva^v, C. Defoix^y, D. Delikaris^j,
S. Delorme^j, P. Delpierre^y, N. Demaria^{ae}, J. Derkaoui^{ae}, A. De Angelis^r, H. De Boeck^{ad},
W. De Boerⁿ, C. De Clercq^{ad}, M.D.M. De Fez Laso^g, N. De Groot^d, C. De La Vaissiere^v,
B. De Lotto^r, A. De Min^l, H. Dijkstra^j, L. Di Ciaccio^{af}, F. Djama^{ab}, J. Dolbeau^y,
M. Donszelmann^j, K. Doroba^{aq}, M. Dracos^j, J. Drees^w, M. Dris^{ar}, Y. Dufour^y, F. Dupont^q,
L.-O. Eek^{aj}, P.A.-M. Eerola^j, R. Ehretⁿ, T. Ekelof^{aj}, G. Ekspong^o, A. Elliot Peisert^{al},
J.-P. Engel^{ab}, N. Ershaidat^v, D. Fassouliotis^{ar}, M. Feindt^j, M. Fernandez Alonso^{an}, A. Ferrer^g,
T.A. Filippas^{ar}, A. Firestone^{ao}, H. Foeth^j, E. Fokitis^{ar}, F. Fontanelli^{ak}, K.A.J. Forbes^{ah},
J.-L. Fousset^{as}, S. Francon^m, B. Franek^c, P. Frenkiel^y, D.C. Friesⁿ, A.G. Frodesenⁱ,
R. Fruhwirth^b, F. Fulda-Quenzer^p, K. Furnival^{ah}, H. Furstenauⁿ, J. Fuster^j, D. Gamba^{ae},
C. Garcia^g, J. Garcia^{an}, C. Gaspar^j, U. Gasparini^{af}, Ph. Gavillet^j, E.N. Gazis^{ar}, J.-P. Gerber^{ab},
P. Giacomelli^j, R. Gokieli^{aq}, B. Golob^{ai}, V.M. Golovatyuk^e, J.J. Gomez Y Cadenas^j,
A. Goobar^o, G. Gopal^c, M. Gorski^{aq}, V. Gracco^{ak}, A. Grant^j, F. Grard^{ad}, E. Graziani^t,
G. Grosdidier^p, E. Gross^j, P. Grosse-Wiesmann^j, B. Grossetete^v, J. Guy^c, U. Haedingerⁿ,
F. Hahn^w, M. Hahnⁿ, S. Haider^d, Z. Hajduk^{at}, A. Hakansson^h, A. Hallgren^{aj}, K. Hamacher^w,
G. Hamel De Monchenault^{ag}, W. Hao^d, F.J. Harris^s, T. Henkes^j, J.J. Hernandez^g, P. Herquet^{ad},
H. Herr^j, T.L. Hessing^{ah}, I. Hietanen^f, C.O. Higgins^{ah}, E. Higon^g, H.J. Hilke^j, S.D. Hodgson^s,
T. Hofmohl^{aq}, R. Holmes^{ao}, S.-O. Holmgren^o, D. Holthuizen^d, P.F. Honore^y, J.E. Hooper^{ap},
M. Houlden^{ah}, J. Hrubec^b, K. Huet^{ad}, P.O. Hulth^o, K. Hultqvist^o, P. Ioannou^k, D. Isenhower^j,

P.-S. Iversenⁱ, J.N. Jackson^{ah}, P. Jalocho^{at}, G. Jarlskog^h, P. Jarry^{ag}, B. Jean-Marie^p, E.K. Johansson^o, D. Johnson^{ah}, M. Jonker^j, L. Jonsson^h, P. Juillot^{ab}, G. Kalkanis^k, G. Kalmus^c, F. Kapusta^v, M. Karlsson^j, E. Karvelas^{aa}, S. Katsanevas^k, E.C. Katsoufis^{ar}, R. Keranen^f, J. Kesteman^{ad}, B.A. Khomenko^e, N.N. Khovanski^e, B. King^{ah}, N.J. Kjaer^j, H. Klein^j, W. Klempt^j, A. Klovningⁱ, P. Kluit^d, A. Koch-Mehrin^w, J.H. Koehneⁿ, B. Koene^d, P. Kokkinias^{aa}, M. Kopfⁿ, K. Korcyl^{at}, A.V. Korytov^e, V. Kostioukhine^z, C. Kourkoumelis^k, O. Kouznetsov^e, P.H. Kramer^w, J. Krolikowski^{aq}, I. Kronkvist^h, U. Kruener-Marquis^w, W. Kucewicz^{at}, K. Kulka^{aj}, K. Kurvinen^f, C. Lacasta^g, C. Lambropoulos^{aa}, J.W. Lamsa^{ao}, L. Lanceri^r, V. Lapin^z, J.-P. Laugier^{ag}, R. Lauhakangas^f, G. Leder^b, F. Ledroit^q, R. Leitner^{au}, Y. Lemoigne^{ag}, J. Lemonne^{ad}, G. Lenzen^w, V. Lepeltier^p, T. Lesiak^{at}, J.M. Levy^{ab}, E. Lieb^w, D. Liko^b, J. Lindgren^f, R. Lindner^w, A. Lipniacka^{aq}, I. Lippi^{af}, B. Loerstad^h, M. Lokajicek^e, J.G. Loken^s, A. Lopez-Fernandez^j, M.A. Lopez Aguera^{an}, M. Los^d, D. Loukas^{aa}, J.J. Lozano^g, P. Lutz^y, L. Lyons^s, G. Maehlum^{am}, J. Maillard^y, A. Maltezos^{aa}, F. Mandl^b, J. Marco^{an}, M. Margoni^{af}, J.-C. Marin^j, A. Markou^{aa}, T. Maron^w, S. Marti^g, L. Mathis^{ao}, F. Matorras^{an}, C. Matteuzzi^l, G. Matthiae^{af}, M. Mazzucato^{af}, M. Mc Cubbin^{ah}, R. Mc Kay^{ao}, R. Mc Nulty^{ah}, G. Meola^{ak}, C. Meroni^l, W.T. Meyer^{ao}, M. Michelotto^{af}, I. Mikulec^b, L. Mirabito^m, W.A. Mitaroff^b, G.V. Mitselmakher^e, U. Mjoernmark^h, T. Moa^o, R. Moeller^{ap}, K. Moenig^j, M.R. Monge^{ak}, P. Morettini^{ak}, H. Muellerⁿ, W.J. Murray^c, G. Myatt^s, F.L. Navarria^{ac}, P. Negri^l, B.S. Nielsen^{ap}, B. Nijjhar^{ah}, V. Nikolaenko^z, P.E.S. Nilsenⁱ, P. Niss^o, V. Obraztsov^z, A.G. Olshevski^e, R. Orava^f, A. Ostankov^z, K. Osterberg^f, A. Ouraou^{ag}, M. Paganoni^l, R. Pain^v, H. Palka^d, Th.D. Papadopoulou^{ar}, L. Pape^j, A. Passeri^t, M. Pegoraro^{af}, J. Pennanen^f, V. Perevozchikov^z, M. Pernicka^b, A. Perrotta^{ac}, C. Petridou^r, A. Petrolini^{ak}, L. Petrovykh^z, T.E. Pettersen^{af}, F. Pierre^{ag}, M. Pimenta^a, O. Pingot^{ad}, S. Plaszczynski^p, M.E. Polj^j, G. Polok^{at}, P. Poropat^r, P. Priviteraⁿ, A. Pullia^l, D. Radojicic^s, S. Ragazzi^l, H. Rahmani^{ar}, P.N. Ratoff^{av}, A.L. Read^{am}, N.G. Redaelli^l, M. Regler^b, D. Reid^{ah}, P.B. Renton^s, L.K. Resvanis^k, F. Richard^p, M. Richardson^{ah}, J. Ridky^{aw}, G. Rinaudo^{ae}, I. Roditi^{ay}, A. Romero^{ae}, I. Roncagliolo^{ak}, P. Ronchese^{al}, C. Ronnqvist^f, E.I. Rosenberg^{ao}, S. Rossi^j, U. Rossi^{ac}, E. Rosso^j, P. Roudeau^p, T. Rovelli^{ac}, W. Ruckstuhl^d, V. Ruhlmann-Kleider^{ag}, A. Ruiz^{an}, H. Saarikko^f, Y. Sacquin^{ag}, G. Sajot^q, J. Salt^g, J. Sanchez^u, M. Sannino^{ak}, S. Schaelⁿ, H. Schneiderⁿ, B. Schulze^{af}, M.A.E. Schyns^w, G. Sciolla^{ae}, F. Scuri^r, A.M. Segar^s, R. Sekulin^c, M. Sessa^r, G. Sette^{ak}, R. Seufertⁿ, R.C. Shellard^x, I. Siccama^d, P. Siegrist^{ag}, S. Simonetti^{ak}, F. Simonetto^{af}, A.N. Sisakian^e, G. Skjevling^{am}, G. Smadja^{ag,m}, G.R. Smith^c, R. Sosnowski^j, T.S. Spasoff^q, E. Spiriti^t, S. Squarcia^{ak}, H. Staeck^w, C. Stanescu^t, S. Stapnes^{am}, G. Stavropoulos^{aa}, F. Stichelbaut^{ad}, A. Stocchi^p, J. Strauss^b, J. Straver^j, R. Strub^{ab}, M. Szczekowski^j, M. Szeptycka^{aq}, P. Szymanski^{aq}, T. Tabarelli^l, O. Tchikilev^z, G.E. Theodosiou^{aa}, A. Tilquin^{as}, J. Timmermans^d, V.G. Timofeev^e, L.G. Tkatchev^c, T. Todorov^{ab}, D.Z. Toet^d, O. Toker^f, E. Torassa^{ae}, L. Tortora^t, D. Treille^j, U. Trevisan^{ak}, W. Trischuk^j, G. Tristram^y, C. Troncon^l, A. Tsirou^j, E.N. Tsyganov^e, M.-L. Turluer^{ag}, T. Tuuva^f, I.A. Tyapkin^v, M. Tyndel^c, S. Tzamarias^j, S. Ueberschaer^w, O. Ullaland^j, V. Uvarov^z, G. Valenti^{ac}, E. Vallazza^{ae}, J.A. Valls Ferrer^g, C. Vander Velde^{ad}, G.W. Van Apeldoorn^d, P. Van Dam^d, M. Van Der Heijden^d, W.K. Van Doninck^{ad}, P. Vaz^j, G. Vegni^l, L. Ventura^{af}, W. Venus^c, F. Verbeure^{ad}, L.S. Vertogradov^e, D. Vilanova^{ag}, P. Vincent^m, L. Vitale^f, E. Vlasov^z, A.S. Vodopyanov^e, M. Vollmer^w, G. Voulgaris^k, M. Voutilainen^f, V. Vrba^t, H. Wahlen^w, C. Walck^o, F. Waldner^r, M. Wayne^{ao}, A. Wehr^w, M. Weierstall^w, P. Weilhammer^j, J. Werner^w, A.M. Wetherell^j, J.H. Wickens^{ad}, G.R. Wilkinson^s, W.S.C. Williams^s, M. Winter^{ab}, M. Witek^{at}, G. Wormser^p, K. Woschnagg^{aj}, N. Yamdagni^o, P. Yepes^j,

A. Zaitsev^z, A. Zalewska^{at}, P. Zalewski^p, D. Zavrtnik^{ai}, E. Zeygolatakos^{aa}, G. Zhang^w,
N.I. Zimin^e, M. Zito^{ag}, R. Zuberi^s, R. Zukanovich Funchal^y, G. Zumerle^{af} and J. Zuniga^b

^a LIP, IST, FOUL, Av. Elias Garcia 14-1^o, P-1000 Lisbon Codex, Portugal

^b Institut für Hochenergiephysik, Österreichische Akademie der Wissenschaften,
Nikolsdorfergasse 18, A-1050 Vienna, Austria

^c Rutherford Appleton Laboratory, Chilton, Didcot OX11 0QX, UK

^d NIKHEF-H, Postbus 41882, NL-1009 DB Amsterdam, The Netherlands

^e Joint Institute for Nuclear Research, Dubna, Head Post Office, P.O. Box 79, 101 000 Moscow, Russian Federation

^f Research Institute for High Energy Physics, SEFT,
Siltavuorenpenger 20 C, SF-00170 Helsinki 17, Finland

^g IFIC, Valencia-CSIC, and DFAMN, Universidad de Valencia,
Avda. Dr. Moliner 50, E-46100 Burjassot (Valencia), Spain

^h Department of Physics, University of Lund, Sölvegatan 14, S-223 63 Lund, Sweden

ⁱ Department of Physics, University of Bergen, Allégaten 55, N-5007 Bergen, Norway

^j CERN, CH-1211 Geneva 23, Switzerland

^k Physics Laboratory, University of Athens, Solonos Street 104, GR-10680 Athens, Greece

^l Dipartimento di Fisica, Università di Milano and INFN, Via Celoria 16, I-20133 Milan, Italy

^m Université Claude Bernard de Lyon, IPNL, IN2P3-CNRS,
43 boulevard du 11 Novembre 1918, F-69622 Villeurbanne Cedex, France

ⁿ Institut für Experimentelle Kernphysik, Universität Karlsruhe, Pf. 6980, W-7500 Karlsruhe 1, FRG

^o Institute of Physics, University of Stockholm, Vanadisvägen 9, S-113 46 Stockholm, Sweden

^p Laboratoire de l'Accélérateur Linéaire, Université de Paris-Sud, Bâtiment 200, F-91405 Orsay, France

^q Institut des Sciences Nucléaires, IN2P3-CNRS, Université de Grenoble 1, F-38026 Grenoble, France

^r Dipartimento di Fisica, Università di Trieste and INFN, Via A. Valerio 2, I-34127 Trieste, Italy
and Istituto di Fisica, Università di Udine, I-33100 Udine, Italy

^s Nuclear Physics Laboratory, University of Oxford, Keble Road, Oxford OX1 3RH, UK

^t Istituto Superiore di Sanità, Istituto Nazionale di Fisica Nucleare (INFN), Viale Regina Elena 299, I-00161 Rome, Italy

^u Universidad Complutense, Avda. Complutense s/n, E-28040 Madrid, Spain

^v LPNHE, IN2P3-CNRS, Universités Paris VI et VII, Tour 33 (RdC), 4 place Jussieu, F-75252 Paris Cedex 05, France

^w Fachbereich Physik, University of Wuppertal, Pf. 100 127, W-5600 Wuppertal 1, FRG

^x Departamento de Física, Pontificia Universidade Católica, CP 38071, RJ-22453 Rio de Janeiro, Brazil

^y Laboratoire de Physique Corpusculaire, Collège de France, F-75231 Paris Cedex 5, France

^z Institute for High Energy Physics, Serpukhov, P.O. Box 35, 142 284 Protvino (Moscow Region), Russian Federation

^{aa} Institute of Nuclear Physics, NCSR Demokritos, P.O. Box 60228, GR-15310 Athens, Greece

^{ab} Centre de Recherche Nucléaire, IN2P3-CNRS/ULP, B.P. 20, F-67037 Strasbourg Cedex, France

^{ac} Dipartimento di Fisica, Università di Bologna and INFN, Via Irnerio 46, I-40126 Bologna, Italy

^{ad} Physics Department, Universitaire Instelling Antwerpen, Universiteitsplein 1, B-2610 Wilrijk, Belgium
and IIHE, ULB-VUB, Pleinlaan 2, B-1050 Brussels, Belgium

^{ae} Dipartimento di Fisica Sperimentale, Università di Torino and INFN, Via P. Giuria 1, I-10125 Turin, Italy

^{af} Dipartimento di Fisica, Università di Roma II and INFN, Tor Vergata, I-00173 Rome, Italy

^{ag} Centre d'Etude de Saclay, DSM/DAPNIA, F-91191 Gif-sur-Yvette Cedex, France

^{ah} Department of Physics, University of Liverpool, P.O. Box 147, Liverpool L69 3BX, UK

^{ai} J. Stefan Institute and Department of Physics, University of Ljubljana, Jamova 39, 61000 Ljubljana, Slovenia

^{aj} Department of Radiation Sciences, University of Uppsala, P.O. Box 535, S-751 21 Uppsala, Sweden

^{ak} Dipartimento di Fisica, Università di Genova and INFN, Via Dodecaneso 33, I-16146 Genoa, Italy

^{al} Dipartimento di Fisica, Università di Padova and INFN, Via Marzolo 8, I-35131 Padua, Italy

^{am} Physics Department, University of Oslo, Blindern, N-1000 Oslo 3, Norway

^{an} Facultad de Ciencias, Universidad de Santander, Av. de los Castros, E-39005 Santander, Spain

^{ao} Ames Laboratory and Department of Physics, Iowa State University, Ames, IA 50011, USA

^{ap} Niels Bohr Institute, Blegdamsvej 17, DK-2100 Copenhagen Ø, Denmark

^{aq} Institute for Nuclear Studies, and University of Warsaw, Ul. Hoża 69, PL-006 81 Warsaw, Poland

^{ar} Physics Department, National Technical University, Zografou Campus, GR-15773 Athens, Greece

^{as} Université d'Aix, Marseille II - CPP, IN2P3-CNRS, Case 907, F-13288 Marseille Cedex 09, France

^{at} High Energy Physics Laboratory, Institute of Nuclear Physics, Ul. Kawary 26 a, PL-300 55 Cracow 30, Poland

^{au} *NC, Nuclear Centre of MFF, Charles University,*

Areal MFF, V Holesovickach 2, CS-18000 Prague 8, Czechoslovakia

^{av} *School of Physics and Materials, University of Lancaster, Lancaster LA1 4YB, UK*

^{aw} *FZU, Institute of Physics, High Energy Physics Division, Czechoslovak Academy of Sciences,
Na Slovance 2, CS-18040 Prague 8, Czechoslovakia*

^{ay} *Centro Brasileiro de Pesquisas, Rua Xavier Sigaud 150, RJ-22290 Rio de Janeiro, Brazil*

Received 21 November 1992

A search for lepton flavour violation through the decays $Z^0 \rightarrow e\mu, e\tau$ and $\mu\tau$ was made with the DELPHI detector at LEP, using a sample corresponding to an integrated luminosity of 11.2 pb^{-1} . The number of candidates was consistent with the estimated background. The upper limit on the branching ratio (at 95% confidence level) for $Z^0 \rightarrow e\mu$ was 3.2×10^{-5} , for $Z^0 \rightarrow e\tau$ was 10.8×10^{-5} and for $Z^0 \rightarrow \mu\tau$ was 13.5×10^{-5} .

1. Introduction

Lepton flavour conservation is a feature of the minimal standard model. Extensions to this model suggest that lepton flavour violation may arise either from one loop contributions from new particles (neutral heavy leptons, SUSY partners, leptoquarks, etc.) or through mixing of the standard sector with new particles [1]. The latter case may induce $Z^0 \rightarrow l'l'$ branching ratios as large as 10^{-4} .

Low energy experimental results [2] are mainly based on the failure to observe the neutrinoless $\mu \rightarrow eee$ and $\tau \rightarrow eee$ or $\tau \rightarrow \mu\mu\mu$ decays and indirectly give upper limits on the $Z^0 \rightarrow e\mu, Z^0 \rightarrow e\tau$ and $Z^0 \rightarrow \mu\tau$ branching ratios. UA1 [3] has reported the result of a direct search based on a small sample of Z^0 .

Here a search for lepton flavour violation in Z^0 decays into $e\mu, e\tau$ and $\mu\tau$ is reported using data collected with the DELPHI detector at LEP during the 1990 and 1991 runs on an event sample corresponding to an integrated luminosity of 11.2 pb^{-1} . Direct searches for lepton flavour violation have also been performed by other LEP Collaborations [4].

2. The apparatus

The DELPHI detector is described in detail elsewhere [5]. The relevant components of the apparatus for this analysis, which was restricted to the barrel region, are: the Microvertex Detector (VD), Inner Detector (ID), Time Projection Chamber (TPC) and Outer Detector (OD), all for reconstructing the tracks of charged particles; the Time Of Flight de-

tor (TOF) for the trigger; the barrel electromagnetic calorimeter – High density Projection Chamber (HPC); the Hadron Calorimeter (HCAL) and the Barrel Muon Chambers (MUB).

The VD consists of three layers of silicon microstrip detectors at radii of 6.3, 9 and 11 cm. The innermost layer was added for 1991 data taking; this resolved most ambiguities in pattern recognition and improved the momentum reconstruction. The OD, an array of proportional tubes located at a radius of 198 cm, reconstructs charged particle tracks very close to the HPC, thus giving an accurate matching of the extrapolated trajectory with an electromagnetic shower. The MUB system was used for μ identification and covers polar angles between 52° and 128° . A momentum resolution of 3.4% (8.0%) was obtained in the 1991 (1990) data sample for μ from $Z^0 \rightarrow \mu^+\mu^-$ decays. The electromagnetic energy resolution for e from $Z^0 \rightarrow e^+e^-$ using the HPC was 8.3% (11.0%) in the 1991 (1990) data sample. The HCAL energy resolution was $100\%/\sqrt{E}$ (GeV).

The trigger system consisted of several independent triggers based on the tracking chambers (ID, TPC and OD), MUB, HCAL and the scintillator counters of TOF and HPC. The average efficiency of the trigger for the selected barrel regions was found to be greater than 99% independent of lepton flavour and of polar angle.

3. Data selection

A sample of low multiplicity events was selected. Further criteria were then applied to search for lep-

ton flavour violating events with two jets (as defined below) with different lepton flavour.

In the following subsections the criteria for selecting single e , μ and τ jets will be discussed. The efficiencies of these selections were calculated relative to reference samples of events with two leptons, which were chosen with looser criteria. The efficiencies were also compared with those obtained using Monte Carlo simulations, generating the $Z^0 \rightarrow e^+e^-$, $Z^0 \rightarrow \mu^+\mu^-$ and $Z^0 \rightarrow \tau^+\tau^-$ events through the BABAMC [6], DYMUS3 [7] and KORALZ [8] programs and passing them through the DELSIM [9] program to simulate the detector response.

Events were used when LEP beam conditions were stable and when TPC, OD, MUB, HPC and HCAL were fully efficient. The tracking chambers measured the charged particle momentum, p , and the HPC the electromagnetic energy, E_{em} of the charged or neutral particles.

Particles were selected if their reconstructed trajectories were within the barrel region with polar angle, θ , between 43° and 137° . Their azimuthal angle had to be more than 2° from the TPC sector borders and the region near the TPC high voltage plane with θ between 88° and 92° was also excluded. Their azimuthal position extrapolated to the HPC had to be more than 3.5 cm from the HPC sector borders. The impact parameter of the charged particles with respect to the average interaction point was required to be less than 2.5 cm in the directions perpendicular to the beam and 5 cm in the direction parallel to the beam.

The following jet algorithm was used to define single leptons (including τ) which minimizes any difficulties arising from photon radiation or wrong association of tracks with calorimeter depositions. Initially the jet was defined as the most energetic charged or neutral particle in the event. The most energetic unused particle within 20° of this jet was then included and the four-momentum of the jet redefined as the sum of the two. This was repeated for all charged and neutral particles in the event. After this the second jet was formed in the same way with the unused particles and this was repeated until no particles were left. Hereafter variables will refer to jets unless otherwise specified.

The initial selections for any two leptons required events to have between two and six charged particles making two jets, each with charge equal to ± 1

and collinear within 10° , with any number of additional neutral jets. Poorly reconstructed particles were avoided by rejecting events with total electromagnetic energy (E_{em}^{tot}) or absolute momentum sum for charged particles (p^{tot}) above 125 GeV. To exclude hard photons far away from both jet directions, events were rejected if they had $[E_{em}^{tot} - (E_{em}^1 + E_{em}^2)]$ above $0.05\sqrt{s}$, where E_{em}^i is the electromagnetic energy of jet i . To reduce background from beam gas interactions and two photon processes, p^{tot} had to be above $0.05\sqrt{s}$.

3.1. $Z^0 \rightarrow e^+e^-$ reference sample and single e identification

From the lepton pair sample, $Z^0 \rightarrow e^+e^-$ events were selected by requiring two to four reconstructed charged particles with at least two reconstructed track elements in the OD. The extra particles, in addition to the e^+ and e^- , allow for electromagnetic effects such as an early radiation from one of the e . Furthermore, each jet had to be an e jet defined in terms of the large electromagnetic energy measured in the HPC. Hence one jet had to have E_{em} between 0.6 and 1.4 of the beam energy, and the other, E_{em} between 0.3 and 1.4 of the beam energy.

Using these criteria 5996 $Z^0 \rightarrow e^+e^-$ events with two e candidates were selected. Fig. 1 shows the electromagnetic energy of jets belonging to this sample.

The e jet to be used in the search for the lepton flavour violating processes $Z^0 \rightarrow e\mu$ and $Z^0 \rightarrow e\tau$ was selected requiring a jet containing just one energetic charged particle, $0.9 < E_{em}/E_b < 1.4$, p/p_b greater than 0.7, and a total energy deposition in the HCAL less than 1 GeV, where E_b and p_b are the beam energy and the beam momentum. The quality of the match between the observed longitudinal shower profile and that of an e of the same energy, was defined with a χ^2 -like variable for the showers associated to a charged particle as

$$\chi_e^2 = \sum_i \frac{(F_i - \langle F_i \rangle)^2}{\sigma_i^2},$$

where the sum runs over the nine longitudinal layers of the HPC; F_i is the fraction of the total shower energy deposited in layer i , $\langle F_i \rangle$ and σ_i are the mean and the root mean square deviation of the distribution of the energy fraction deposited in layer i by an e with

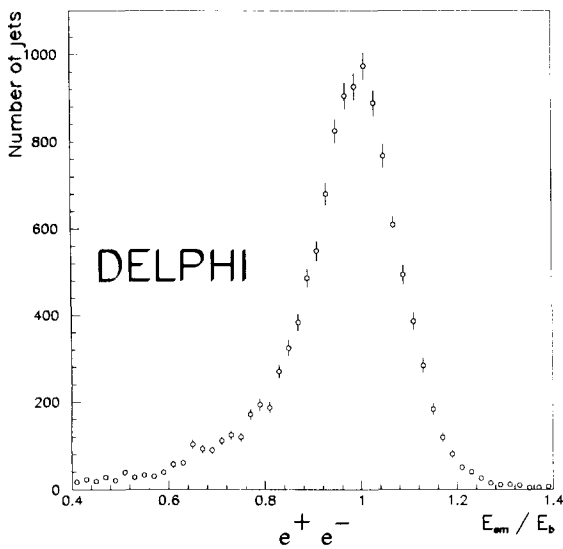


Fig. 1. Electromagnetic energy scaled to beam energy for the jets belonging to the $Z^0 \rightarrow e^+e^-$ reference sample.

energy equal to the shower energy. The values of $\langle F_i \rangle$ and σ_i were determined as a function of the e energy using showers from $Z^0 \rightarrow e^+e^-$, $Z^0 \rightarrow e^+e^-\gamma$ and photon conversions. The e jet was required to satisfy χ_e^2 below 80.

The efficiency of the e jet selection was computed within the $Z^0 \rightarrow e^+e^-$ reference sample and was found to be $\varepsilon_e = (66 \pm 1)\%$. This efficiency has also been calculated using Monte Carlo simulation [6,9] and the two results were found to be in good agreement.

3.2. $Z^0 \rightarrow \mu^+\mu^-$ reference sample and single μ identification

The $Z^0 \rightarrow \mu^+\mu^-$ event sample was selected from the lepton pairs by requiring two or more reconstructed track elements in the OD, $0.7 < p/p_b < 1.4$ for one jet and $0.6 < p/p_b < 1.4$ for the other. Also the polar angle of the jets had to be between 52° and 128° , within the geometrical acceptance of the MUB, and there had to be a hit associated to a charged particle in each jet in at least one layer of the MUB. Since most μ give minimum ionization in the calorimeters, E_{em}/E_b had to be less than 0.3, and the total equivalent energy deposition in the HCAL to be less than

15 GeV but the sum of the energies deposited in the third and fourth layers of the HCAL to be greater than zero. Finally, to reject the cosmic-ray background, the impact parameter of both μ candidates with respect to the average interaction point had to be below 2 mm in the plane perpendicular to the beams and 1 cm in the direction parallel to the beams.

The selections above led to 3520 $Z^0 \rightarrow \mu^+\mu^-$ events. The p_b/p distribution for these jets is shown in fig. 2.

A μ jet was used in the search for the lepton flavour violating processes $Z^0 \rightarrow e\mu$ and $Z^0 \rightarrow \mu\tau$ if it had just one energetic charged particle with an associated hit in one or more layers of the MUB, $0.9 < p/p_b < 1.4$, E_{em}/E_b less than 0.1, an energy deposit in the third and fourth layer of the HCAL greater than 0.25 GeV, and a total hadronic energy less than 12 GeV. Since the background to $Z^0 \rightarrow e\mu$ was negligible (see section 4), the search for $Z^0 \rightarrow e\mu$ was made in the whole barrel region, including the region not covered by the MUB where no hit in the MUB was required for the μ jet.

Using the $Z^0 \rightarrow \mu^+\mu^-$ reference sample the μ jet selection was found to have an efficiency of $\varepsilon_\mu^{\text{ref}} = (82 \pm 2)\%$, taking into account the correlation between the selection criteria of the reference sample and the

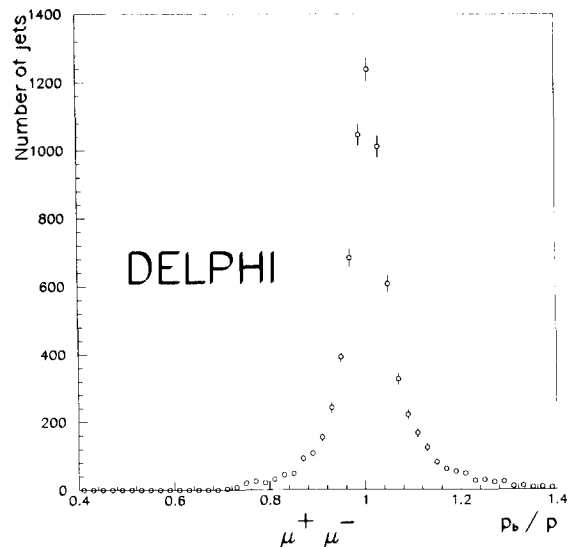


Fig. 2. Inverse momentum scaled to the beam momentum for the jets belonging to the $Z^0 \rightarrow \mu^+\mu^-$ reference sample.

single jet, within the geometrical acceptance of MUB. This efficiency has also been computed using Monte Carlo simulations [7,9] and found to be equal to the one obtained from data within the statistical error. In the whole barrel region the efficiency was computed with Monte Carlo simulations [7,9] and found to be $\varepsilon_{\mu}^{e\mu} = (82 \pm 2)\%$.

3.3. $Z^0 \rightarrow \tau^+\tau^-$ reference sample and single τ identification

The τ single jet identification had to be treated differently in the searches for $Z^0 \rightarrow e\tau$ and $Z^0 \rightarrow \mu\tau$ decays. For $Z^0 \rightarrow e\tau$, only the decays $\tau \rightarrow \mu\nu_{\mu}\nu_{\tau}$ and $\tau \rightarrow$ hadrons were considered because if the decay $\tau \rightarrow e\nu_e\nu_{\tau}$ was allowed, the background from $Z^0 \rightarrow e^+e^-$ events would increase substantially. Conversely, in the search for $Z^0 \rightarrow \mu\tau$ where a background of radiative $Z^0 \rightarrow \mu^+\mu^-$ pairs would fake the $\tau \rightarrow \mu\nu_{\mu}\nu_{\tau}$ decay, only $\tau \rightarrow e\nu_e\nu_{\tau}$ and $\tau \rightarrow$ hadrons were considered. Thus the search for $Z^0 \rightarrow e\tau$ was made in the whole barrel while the search for $Z^0 \rightarrow \mu\tau$ was restricted to polar angles between 52° and 128° , within the MUB acceptance.

In the following, the selections for $Z^0 \rightarrow e\tau$ and $Z^0 \rightarrow \mu\tau$ decays are described separately.

3.3.1. τ selection criteria for $Z^0 \rightarrow e\tau$

The $Z^0 \rightarrow \tau^+\tau^-$ reference sample used to study the τ jet in $Z^0 \rightarrow e\tau$, was selected according to the following criteria: acollinearity greater than 1° , at least two reconstructed track elements in the OD for each event, p^{tot} less than $0.85\sqrt{s}$ and $E_{\text{em}}^{\text{tot}}$ less than $0.75\sqrt{s}$. A total of 3069 $Z^0 \rightarrow \tau^+\tau^-$ decays were selected.

Two decay modes for single τ were considered: $\tau \rightarrow \mu\nu_{\mu}\nu_{\tau}$ and $\tau \rightarrow$ hadrons. A candidate jet had to have p/p_b below 0.6, and at least one associated cluster in the HCAL, while if the jet had θ between 43° and 52° (or between 128° and 137°) then the total energy deposition in the HCAL had to be above 0.5 GeV. In addition a $\tau \rightarrow \mu\nu_{\mu}\nu_{\tau}$ candidate had to have just one charged particle and E_{em}/E_b below 0.05, while if the jet had θ between 52° and 128° it had to have one or more associated hits in the MUB.

A $\tau \rightarrow$ hadrons candidate had to have one or three charged particles, E_{em}/E_b below 0.7, χ_e^2 greater than 80 (or no shower in the HPC associated to any charged

particle), and if the jet had θ between 52° and 128° it had to have no associated hits in the MUB.

The efficiency of the τ jet selection for either decay was computed using the $Z^0 \rightarrow \tau^+\tau^-$ reference sample and found to be $\varepsilon_{\tau}^{e\tau} = (44 \pm 1)\%$. It was also computed using Monte Carlo simulations [8,9] and they were found to be in agreement within statistical errors.

3.3.2. τ selection criteria for $Z^0 \rightarrow \mu\tau$

The $Z^0 \rightarrow \tau^+\tau^-$ reference sample used to study the τ jet in $Z^0 \rightarrow \mu\tau$ decays was selected according to the same criteria as in $Z^0 \rightarrow e\tau$, adding the requirement that θ be between 52° and 128° , within the MUB acceptance. A total of 2357 $Z^0 \rightarrow \tau^+\tau^-$ decays were selected.

Two decay modes for single τ were considered: $\tau \rightarrow e\nu_e\nu_{\tau}$ and $\tau \rightarrow$ hadrons.

A $\tau \rightarrow e\nu_e\nu_{\tau}$ candidate had to have just one charged particle with χ_e^2 below 80, E_{em}/E_b between 0.05 and 0.9, p/p_b below 0.7, and in the HCAL the total energy had to be below 0.5 GeV with no energy in the last three layers.

A $\tau \rightarrow$ hadrons candidate had to have one or three charged particles, E_{em}/E_b below 0.7, p/p_b below 0.7, χ_e^2 greater than 80 (or no shower in the HPC associated to any charged particle), at least one associated cluster in the HCAL, and no associated hits in the MUB.

The efficiency of the selection of τ decay to either type of jet computed using the $Z^0 \rightarrow \tau^+\tau^-$ reference sample was $\varepsilon_{\tau}^{\mu\tau} = (42 \pm 1)\%$ in agreement with the one obtained using Monte Carlo simulations [8,9] within statistical errors.

4. Search for lepton flavour violation

4.1. Candidates

A candidate event for lepton flavour violation is a Z^0 decaying into two charged leptons of different flavour, $Z^0 \rightarrow e\mu$ or $Z^0 \rightarrow e\tau$ or $Z^0 \rightarrow \mu\tau$. These events had to have two jets, each a possible single lepton, passing the initial selections for events with two leptons as defined in section 3.

No candidate was found for $Z^0 \rightarrow e\mu$, five were found for $Z^0 \rightarrow e\tau$ and six for $Z^0 \rightarrow \mu\tau$. Of the five $Z^0 \rightarrow e\tau$ candidates, three of the τ decays gave

a charged π , one gave three charged π and one a μ . Of the $Z^0 \rightarrow \mu\tau$ candidates, three τ decayed to give a charged π , one gave three charged π and two an e .

Impact parameters of particles with respect to the average interaction point belonging to e , μ and τ jets of candidate events were consistent with the ones respectively found in $Z^0 \rightarrow e^+e^-$, $Z^0 \rightarrow \mu^+\mu^-$ and $Z^0 \rightarrow \tau^+\tau^-$ reference samples. Candidate events were

Table 1
Number of candidate events, background contribution and upper limit on predicted number of events for $Z^0 \rightarrow e\mu$, $Z^0 \rightarrow e\tau$ and $Z^0 \rightarrow \mu\tau$.

	Z^0 decay mode		
	$e\mu$	$e\tau$	$\mu\tau$
number of candidates	0	5	6
e^+e^- background	0	1.6 ± 1.1	0
$\mu^+\mu^-$ background	0	0	1.5 ± 0.6
$\tau^+\tau^-$ background	0	5.7 ± 1.3	5.3 ± 1.2
upper limit of predicted events at 95% CL	3.0	5.4	6.3

visually scanned and no particular feature which allowed their rejection was observed.

4.2. Background estimation

In order to estimate the background to the lepton flavour violation signal originating from leptonic Z^0 decays, samples of simulated $Z^0 \rightarrow e^+e^-$, $Z^0 \rightarrow \mu^+\mu^-$ and $Z^0 \rightarrow \tau^+\tau^-$ decays were generated with the programs mentioned above [6-8]. The generated events were passed through the DELSIM [9] program to simulate the detector response and then processed through the same program chain as the data.

The main background to $Z^0 \rightarrow e\tau$ and $\mu\tau$ arises from one of the τ in $Z^0 \rightarrow \tau^+\tau^-$ giving a high momentum e or μ . Another source of background is radiating e (in $Z^0 \rightarrow e^+e^-$ events) or μ (in $Z^0 \rightarrow \mu^+\mu^-$ decays) passing the selections for a τ decay to hadrons. No such backgrounds were found for $Z^0 \rightarrow e\mu$.

The number of candidates is compatible with the total number of background events as seen in table 1. Fig. 3 shows for the search $Z^0 \rightarrow e\tau$ the distribution

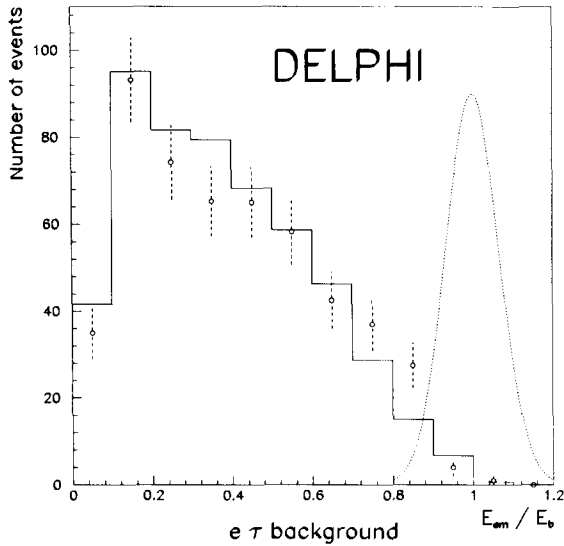


Fig. 3. Electromagnetic energy scaled to beam energy, for the e jet when the cut on E_{em} is removed from the selections for $Z^0 \rightarrow e\tau$, for data (dots). The solid line is Monte Carlo simulated $Z^0 \rightarrow \tau^+\tau^-$ and $Z^0 \rightarrow e^+e^-$ events that have passed the same cuts. The gaussian indicates the measured resolution of electromagnetic energy for e from $Z^0 \rightarrow e^+e^-$ which hence is the expected distribution for any $Z^0 \rightarrow e\tau$ signal.

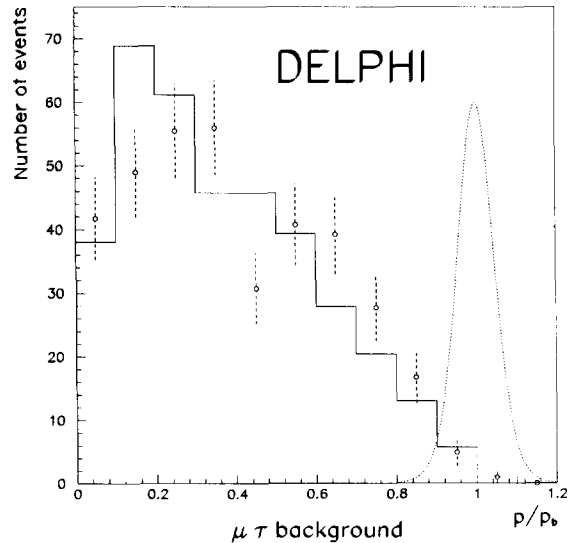


Fig. 4. Momentum scaled to beam momentum, for the μ jet when the cut on p is removed from the selections for $Z^0 \rightarrow \mu\tau$, for data (dots). The solid line is Monte Carlo simulated $Z^0 \rightarrow \tau^+\tau^-$ and $Z^0 \rightarrow \mu^+\mu^-$ events that have passed the same cuts. The gaussian indicates the measured resolution of momentum for μ from $Z^0 \rightarrow \mu^+\mu^-$ which hence is the expected distribution for any $Z^0 \rightarrow \mu\tau$ signal.

Table 2

Upper limits on branching ratios for $Z^0 \rightarrow e\mu$, $Z^0 \rightarrow e\tau$ and $Z^0 \rightarrow \mu\tau$.

	BR($Z^0 \rightarrow e\mu$)	BR($Z^0 \rightarrow e\tau$)	BR($Z^0 \rightarrow \mu\tau$)
low energy experiment at 90% CL	7.5×10^{-13}	10.0×10^{-5}	6.0×10^{-5}
OPAL at 95% CL	4.6×10^{-5}	7.2×10^{-5}	35.0×10^{-5}
L3 at 95% CL	2.4×10^{-5}	3.4×10^{-5}	4.8×10^{-5}
ALEPH at 95% CL	2.6×10^{-5}	12.0×10^{-5}	10.0×10^{-5}
DELPHI at 95% CL	3.2×10^{-5}	10.8×10^{-5}	13.5×10^{-5}

of E_{em}/E_b for the e jets with no requirements on E_{em} , compared to the spectrum for simulated $Z^0 \rightarrow \tau^+\tau^-$ and $Z^0 \rightarrow e^+e^-$ events. The E_{em}/E_b distribution for $Z^0 \rightarrow e^+e^-$ events is indicated by the gaussian. Fig. 4 shows for the search $Z^0 \rightarrow \mu\tau$ a similar plot of p/p_b for the μ jets with no requirements on p , compared to the spectrum for simulated $Z^0 \rightarrow \tau^+\tau^-$ and $Z^0 \rightarrow \mu^+\mu^-$ decays. The p/p_b distribution for $Z^0 \rightarrow \mu^+\mu^-$ events is indicated by the gaussian.

4.3. Upper limits on branching ratios

Poisson statistics with the central values obtained for background [10] were used to find the upper limit on the number of predicted lepton flavour violating events. The background to each channel was computed as the sum of backgrounds arising from $Z^0 \rightarrow e^+e^-$, $Z^0 \rightarrow \mu^+\mu^-$ and $Z^0 \rightarrow \tau^+\tau^-$ decays and table 1 shows the values of background to the various channels and the statistical error on it. Upper limits on the numbers of produced $Z^0 \rightarrow e\mu$, $e\tau$ and $\mu\tau$ at 95% confidence level are given in table 1. To obtain the corresponding limit on the branching ratios for Z^0 decays (to $e\mu$ for instance) the following formula was used:

$$\text{BR}(Z^0 \rightarrow e^-\mu^+ + e^+\mu^-) < \frac{N_{e\mu} \text{BR}(Z^0 \rightarrow e^-e^+)}{\varepsilon_e \varepsilon_\mu^e N_{e^+e^-}},$$

where $N_{e\mu}$ is the upper limit on $e\mu$ events; ε_e is the single e efficiency; ε_μ^e is the single μ efficiency in the barrel region; $N_{e^+e^-}$ is the number of $Z^0 \rightarrow e^+e^-$ events within the geometrical acceptance corrected for selection efficiencies, $Z^0 \rightarrow \tau^+\tau^-$ contamination and t -channel contribution. The efficiency, calculated using Monte Carlo simulated events [6], was found to be $(88 \pm 2)\%$. The $Z^0 \rightarrow \tau^+\tau^-$ contamination was computed using Monte Carlo simulations [8,9]. The t -channel contribution was calculated from ref. [6]

and found to be 15% in the angular region used in the search for $Z^0 \rightarrow e\tau$ and 10% for $Z^0 \rightarrow \mu\tau$. $N_{e^+e^-} = 5747 \pm 75$ in the whole barrel and $N_{e^+e^-} = 4549 \pm 67$ in the MUB acceptance region; BR($Z^0 \rightarrow e^+e^-$) was recently measured combining the results of the four LEP Collaborations [11]: $(3.345 \pm 0.02) \times 10^{-2}$.

The normalization obtained from $N_{e^+e^-}$ was compared with the one obtained from $Z^0 \rightarrow \mu^+\mu^-$ and Bhabha events at small polar angle and was found to be equal within statistical errors. Upper limits on the branching ratios are given in table 2, where the limits obtained in other experiments are also shown [4].

5. Summary and conclusion

A search for lepton flavour violation in Z^0 decays at LEP showed no evidence for a signal. Upper limits (at 95% confidence level) on branching ratios are 3.2×10^{-5} for $Z^0 \rightarrow e\mu$, 10.8×10^{-5} for $Z^0 \rightarrow e\tau$ and 13.5×10^{-5} for $Z^0 \rightarrow \mu\tau$.

Acknowledgement

We are greatly indebted to our technical collaborators and to the funding agencies for their support in building and operating the DELPHI detector, and to the members of the CERN-SL Division for the excellent performance of the LEP collider.

References

- [1] E. Glover and J. Van der Bij, Rare Z decays, in: Z physics at LEP1, eds. G. Altarelli, R. Kleiss and C. Verzegnassi, CERN 89-08, Vol.II (1989) p. 34.
- [2] SINDRUM Collab., W. Bertl et al., Nucl. Phys. B 260 (1985) 1;

- ARGUS Collab., H. Albrecht et al., Phys. Lett. B 185 (1987) 228;
CLEO Collab., T. Bowcock et al., Phys. Rev. D 41 (1990) 805;
MARK II Collab., J.J. Gomez-Cadenas et al., SLAC PUB-5009 (1990).
- [3] UA1 Collab., C. Albajar et al., Z. Phys. C 44 (1989) 15.
- [4] OPAL Collab., M.Z. Akrawy et al., Phys. Lett. B 254 (1991) 293;
L3 Collab., B. Adeva et al., Phys. Lett. B 271 (1991) 453;
ALEPH Collab., D. Decamp et al., Phys. Rep. 216 (1992) 253.
- [5] DELPHI Collab., P. Aarnio et al., Nucl. Instrum. Methods A 303 (1991) 233.
- [6] F.A. Berends, R. Kleiss and W. Hollik, DESY 87-094 (1987).
- [7] J.E. Campagne and R. Zitoun, Z. Phys. C 43 (1989) 469; Proc. Brighton Workshop on Radiative corrections (Sussex, July 1989).
- [8] S. Jadach and Z. Was, Comput. Phys. Commun. 36 (1985) 191;
S. Jadach, B.F. Ward and Z. Was, The KORALZ Monte Carlo, in: Z physics at LEP1, eds. G. Altarelli, R. Kleiss and C. Verzegnassi, CERN 89-08, Vol. III (1989) p. 69.
- [9] DELPHI event generation and detector simulation, DELPHI Note 89-67 (1989), unpublished.
- [10] Particle Data Group, K. Hikasa et al., Review of particle properties, Phys. Rev. D 45 (1992) III.40.
- [11] The LEP Collaborations, Phys. Lett. B 276 (1992) 247.