

From the crust to the core of Neutron Stars on a microscopic basis

M. Baldo, G. F. Burgio

*INFN Sezione di Catania, and Dipartimento di Fisica e Astronomia,
Università di Catania, Via Santa Sofia 64, 95123 Catania, Italy*

M. Centelles, B. K. Sharma and X. Viñas

*Departament d'Estructura i Constituents de la Matèria and Institut de Ciències del Cosmos,
Facultat de Física, Universitat de Barcelona, Diagonal 645, 08028 Barcelona, Spain*

Within a microscopic approach the structure of Neutron Stars is usually studied by modelling the homogeneous nuclear matter of the core by a suitable Equation of State, based on a many-body theory, and the crust by a functional based on a more phenomenological approach. We present the first calculation of Neutron Star overall structure by adopting for the core an Equation of State derived from the Brueckner-Hartree-Fock theory and for the crust, including the pasta phase, an Energy Density Functional based on the same Equation of State, and which is able to describe accurately the binding energy of nuclei throughout the mass table. Comparison with other approaches is discussed. The relevance of the crust Equation of state for the Neutron Star radius is particularly emphasised.

I. INTRODUCTION

A convergent effort of experimental and theoretical nuclear physics has been developing along several years to determine the structure and properties of Neutron Stars (NS). These studies are expected to reveal the properties and composition of neutron-rich nuclear matter at high density and at the same time the properties of exotic nuclei that are present in the crust and cannot be produced in laboratory because of the large asymmetry. The interpretation of the signals coming from the astrophysical observations on the processes and phenomena that occur in NS requires reliable theoretical inputs. The interplay between the observations and the theoretical predictions has stimulated an impressive progress in the field, and it is expected to help answering many fundamental questions on the properties of matter under extreme conditions and the corresponding elementary processes that can occur. Among others, we mention the maximum mass beyond which a NS collapses to a black hole, the baryon composition of matter at high density, and the properties of extremely asymmetric matter. It is therefore of great interest to have a sound theoretical background for the development of the field, in order to reduce the uncertainty on the possible conclusions one can draw from these studies. In particular it can be of great help to develop a unified theory which is able to describe on a microscopic level the overall structure of NS, from the crust to the inner core. This is not a simple task, since the methods developed for homogeneous nuclear matter cannot be easily extended to nuclei and to the non-homogeneous matter present in NS crust. Recently [1–3], an Energy Density Functional (EDF) to describe finite nuclei has been developed, based on the nuclear matter EOS derived from the Brueckner-Hartree-Fock (BHF) scheme. We employ this EOS and the corresponding EDF to describe the whole NS structure and compare with the results obtained with the few other methods that encompass the whole NS structure. We compare also with the few semi-microscopic approaches, where the crust and the core can be also described within the same theoretical scheme. In this paper we limit the treatment to only nucleon degrees of freedom, neglecting the possibility of the appearance of exotic components like hyperons and quarks, for which the uncertainty is too large to perform a fruitful comparison with other approaches.

The present article is organized as follows. In Sect. II we introduce the models of the EOS considered in this work. Sect. III is devoted to the description of our calculations of the NS crust, whereas in Sect. IV we describe the calculation of the EOS of the NS core. In Sect. V we discuss the results for the mass and radius of a NS. Finally, our concluding remarks are presented in Sect. VI.

II. EOS OF NUCLEAR MATTER

In this section we first remind briefly the BHF method for the nuclear matter EOS. This theoretical scheme is based on the Brueckner–Bethe–Goldstone (BBG) many-body theory, which is the linked cluster expansion of the energy per nucleon of nuclear matter (see chapter 1 of Ref. [4] and references therein). In this many-body approach one systematically replaces the bare nucleon-nucleon (NN) v interaction by the Brueckner reaction matrix G , which is the

solution of the Bethe–Goldstone equation

$$G[\rho; \omega] = v + \sum_{k_a k_b} v \frac{|k_a k_b\rangle Q \langle k_a k_b|}{\omega - e(k_a) - e(k_b)} G[\rho; \omega], \quad (1)$$

where ρ is the nucleon number density, and ω the starting energy. The single-particle energy $e(k)$,

$$e(k) = e(k; \rho) = \frac{\hbar^2 k^2}{2m} + U(k; \rho), \quad (2)$$

and the Pauli operator Q constrains the intermediate baryon pairs to momenta above the Fermi momentum. The Brueckner–Hartree–Fock (BHF) approximation for the single-particle potential $U(k; \rho)$ using the *continuous choice* is

$$U(k; \rho) = \text{Re} \sum_{k' \leq k_F} \langle k k' | G[\rho; e(k) + e(k')] | k k' \rangle_a, \quad (3)$$

where the subscript “ a ” indicates anti-symmetrization of the matrix element. Due to the occurrence of $U(k)$ in Eq. (2), these equations constitute a coupled system that has to be solved in a self-consistent manner for several momenta of the particles involved, at the considered densities. In the BHF approximation the energy per nucleon is

$$\frac{E}{A} = \frac{3}{5} \frac{\hbar^2 k_F^2}{2m} + \frac{1}{2A} \sum_{k, k' \leq k_F} \langle k k' | G[\rho; e(k) + e(k')] | k k' \rangle_a. \quad (4)$$

The nuclear EOS can be calculated with good accuracy in the Brueckner two hole-line approximation with the continuous choice for the single-particle potential, since the results in this scheme are quite close to the calculations which include also the three hole-line contribution [5]. However, as it is well known, the non-relativistic calculations, based on purely two-body interactions, fail to reproduce the correct saturation point of symmetric nuclear matter and one needs to introduce three-body forces (TBFs). In our approach the TBF is reduced to a density dependent two-body force by averaging over the position of the third particle. In this work we will illustrate results based on the so-called Urbana model [6]. The nuclear matter EOS was calculated in previous works [1] for both symmetric matter and neutron matter. The TBF produce in symmetric matter a shift of the saturation point of about +1 MeV in energy. For computational purpose, on the calculated symmetric matter EOS an educated polynomial fit was performed with a fine tuning of the two parameters contained in the TBF, as in references [7, 8], in order to get an optimal saturation point (the minimum), $E/A = -0.16$ MeV and $\rho_0 = 0.16$ fm $^{-3}$. The higher density EOS, above 0.62 fm $^{-3}$, is quite smooth and the calculated points have been interpolated numerically without any polynomial fit.

This EOS was used to construct an EDF for describing finite nuclei, as explained in ref. [1]. The nuclear matter EOS is assumed to be the bulk part of the functional. One then needs few additional phenomenological parameters to fit a large set of nuclear binding energies throughout the nuclear mass table. The additional ingredients of the functional are a surface energy term, necessary to describe correctly the nuclear surface, which is absent in nuclear matter, the single-particle spin-orbit interaction, typical of finite nuclei, and a pairing contribution to describe open-shell nuclei. The bulk symmetry energy is directly taken from the nuclear matter EOS, by a quadratic interpolation between pure neutron matter and symmetric nuclear matter. This approximation is a good one, as it has been checked by comparing with calculations in asymmetric nuclear matter. As explained in [1], no explicit surface symmetry energy was introduced. With a set of three parameters it was possible to get an overall fit of the absolute nuclear binding of 579 even-even nuclei [1] of known experimental masses with an average quadratic deviation of 1.58 MeV. The deviation for the charge radii of 313 even-even nuclei [1], which were not included in the fit, turns out to be of 0.027 fm. Both deviations compete with the best functionals present in the literature. This gives confidence to the use of this functional for the study of the NS crust, where very asymmetric nuclei appear. More details on this EDF, called BCPM (Barcelona-Catania-Paris-Madrid) hereafter, can be found in ref. [1].

There are only few nuclear EOS that have been devised and used to cover the whole NS structure. A partly phenomenological approach, based on the compressible liquid drop model, has been developed [9] by Lattimer and Swesty (LS). It can cover the whole range of density, including the crust and the pasta phase, and it gives a complete description of the NS matter structure. It also includes the temperature dependence of the EOS, but for our purpose we will employ it only in the zero temperature limit. There are different versions of this EOS, each one corresponding to a different incompressibility. This EOS is derived from a macroscopic functional and it is compatible with an accurate mass formula throughout the nuclear table. Therefore, it belongs to the set of EOS within which we intend to make a comparison.

Another approach that has the same characteristics has been developed [10] by Shen et al. (SH). It is based on the relativistic mean field formalism and the Thomas-Fermi (TF) scheme with trial densities. Also in this case we will

employ this EOS in the zero temperature limit. It does not include the pasta phase, but we think that this will not affect the relevance of the comparison. We will not describe in details the LS and SH Equations of State, since they are available directly on the web in functional and tabular forms, both for LS [11] and SH [12] cases.

Special mention must be given to the works where Skyrme forces are used to calculate the whole structure of NS. In ref. [13] the force SLy4 [14] was used, and since this force was adjusted to reproduce the pure neutron matter EOS of Friedman and Pandharipande [15], this approach contains some microscopic input. For the crust the compressible Liquid Drop Model was used, with parameters again extracted from the SLy4 force. We will comment on this approach in section V dedicated to the results of the different EOS on the NS structure.

More recently, other EOSs covering the whole NS have been derived by the Brussels-Montreal group [16]. They use the Skyrme forces BSk19, BSk20, and BSk21 [17], each one adjusted to the known masses of nuclei and constrained to reproduce a different microscopic neutron matter EOS with different stiffness at high density. The inner crust is treated in the extended Thomas-Fermi approach with trial densities including shell corrections for protons via the Strutinsky integral method. The basic physical characteristics of these EOS models of NS have been fitted by analytical expressions to facilitate their inclusion in astrophysical simulations [18]. A comparison with the results of this approach is left for future study.

III. THE CRUST REGION

In this Section, we report on the main results for the crust and pasta phase calculated with the BCPM functional [1–3], whose bulk part is the EOS calculated in the BHF scheme, and we compare with other approaches.

For the BHF case we use the corresponding EDF of refs. [1–3]. Our crust calculations are done in the Thomas-Fermi (TF) scheme which was developed in ref. [19] for a general Skyrme functional, and which has been suitably adapted here for the present BCPM functional, as well as for the pasta phases. As in all approaches developed up to now, the crust will be described within the Wigner-Seitz approximation. Different shapes of the elementary cells of the lattice are tested in order to determine the most favorable structure. The considered periodic structures include the spherical one, the layer or slab (“lasagne”), and the cylinder or rod (“spaghetti”). In each case the Coulomb lattice energy is then added, assuming a body-centered structure for the spherical case.

A. The self-consistent Thomas-Fermi approach for the crust

In this subsection we describe briefly the TF method that has been used to calculate the structure and the EOS of the crust on the basis of the BCPM energy density functional [1–3]. A complete report on the formalism and on the results will be presented elsewhere. The total energy of an ensemble of neutrons, protons and electrons in a Wigner-Seitz (WS) cell of volume V_c is given by

$$E = \int_{V_c} dV [\mathcal{H}(\rho_n, \rho_p) + \epsilon_{\text{el}} + \epsilon_{\text{coul}} + \epsilon_{\text{ex}} + m_n \rho_n + m_p \rho_p], \quad (5)$$

where $\mathcal{H}(\rho_n, \rho_p)$ is the nuclear energy density and ρ_n and ρ_p are the neutron and proton number densities, respectively. In the TF approach, \mathcal{H} is given by

$$\mathcal{H}(\rho_n, \rho_p) = \frac{\hbar^2}{2m_n} \frac{3}{5} (3\pi^2)^{2/3} \rho_n^{5/3}(\vec{r}) + \frac{\hbar^2}{2m_p} \frac{3}{5} (3\pi^2)^{2/3} \rho_p^{5/3}(\vec{r}) + \mathcal{V}(\rho_n(\vec{r}), \rho_p(\vec{r})). \quad (6)$$

The two first terms of Eq. (6) correspond to the neutron and proton TF kinetic energy densities and $\mathcal{V}(\rho_n, \rho_p)$ is the interacting part produced by the BCPM functional [1–3].

The term ϵ_{el} is the energy density due to the motion of the electrons. Since their Fermi energy is much higher than the Coulomb energy, one can approximate ϵ_{el} by the energy density of a uniform relativistic gas, which is given by

$$\epsilon_{\text{el}} = \frac{m_e^4 c^5}{8\pi^2 \hbar^3} \left[x_e (2x_e^2 + 1) \sqrt{x_e^2 + 1} - \ln \left(x_e + \sqrt{x_e^2 + 1} \right) \right] \quad (7)$$

in terms of the dimensionless ratio $x_e = p_{Fe}/m_e c$, where $p_{Fe} = \hbar c (3\pi^2 \rho_e)^{1/3}$ is the Fermi momentum of the electrons, m_e is the electron rest mass, and ρ_e is the electron number density.

The term ϵ_{coul} in Eq. (5) is the Coulomb energy density arising both from the direct part of the proton-proton and electron-electron interactions and from the proton-electron interaction. Under the assumption that the electrons are

uniformly distributed in the WS cell, this term can be written as

$$\epsilon_{\text{coul}} = \frac{1}{2} (\rho_p(\vec{r}) - \rho_e) (V_p(\vec{r}) - V_e(\vec{r})) = \frac{1}{2} (\rho_p(\vec{r}) - \rho_e) \int \frac{e^2}{|\vec{r} - \vec{r}'|} (\rho_p(\vec{r}') - \rho_e) d\vec{r}'. \quad (8)$$

The exchange part of the proton-proton and electron-electron interactions is calculated in the Slater approximation; its contribution is

$$\epsilon_{\text{ex}} = -\frac{3}{4} \left(\frac{3}{\pi}\right)^{1/3} e^2 (\rho_p^{4/3}(\vec{r}) + \rho_e^{4/3}). \quad (9)$$

At variance with previous calculations of TF type in the non-relativistic framework [16, 20–22], where the proton and neutron densities were parametrized and the minimization of Eq. (5) was performed in a restricted variational approach, we perform here a fully self-consistent variational calculation of the energy given by Eq. (5). The minimization of the total energy is performed under the constraints of a given average density ρ_B in the WS cell of size R_c and of charge neutrality within the cell. Some self-consistent TF calculations in the inner crust using the Relativistic Mean Field Approach have been reported in the literature [23–26].

The variational Euler-Lagrangian equations of our problem are obtained by taking functional derivatives with respect to the neutron, proton and electron densities in Eq. (5) including the aforementioned constraints. The ensuing variational equations read

$$\frac{\delta\mathcal{H}(\rho_n, \rho_p)}{\delta\rho_n} + m_n - \mu_n = 0, \quad (10)$$

$$\frac{\delta\mathcal{H}(\rho_n, \rho_p)}{\delta\rho_p} + V_p(\vec{r}) - V_e(\vec{r}) - \left(\frac{3}{\pi}\right)^{1/3} e^2 \rho_p^{1/3}(\vec{r}) + m_p - \mu_p = 0, \quad (11)$$

$$\sqrt{p_{Fe}^2 + m_e^2} - V_p(\vec{r}) + V_e(\vec{r}) - \left(\frac{3}{\pi}\right)^{1/3} e^2 \rho_e^{1/3} - \mu_e = 0, \quad (12)$$

together with the β -equilibrium condition

$$\mu_e = m_n - m_p + \mu_n - \mu_p \quad (13)$$

which is imposed by the previously mentioned constraints applied to Eq. (5).

For a given baryon density ρ_B and an assumed size R_c of the cell, the set of Eqs. (10)–(13) is solved self-consistently following the method described in Ref. [19] in order to find the composition (A,Z) of minimal energy which corresponds to the prescribed ρ_B and R_c values and satisfies β equilibrium. Next, we perform the search of the optimal size of the cell for the given baryon density ρ_B by repeating the calculation for different values of R_c . It must be pointed out that this calculation is a very delicate task from the numerical point of view. The reason is that the minimum energy as a function of R_c is usually extremely flat and the differences of the total energies involved are of the order of a fraction of a few keV and sometimes of only a few eV.

The method of solving Eqs. (10)–(13) is not restricted to spherical symmetry and it can be extended to WS cells with planar symmetry (slabs) or cylindrical symmetry (rods). The calculations with these non-spherical geometries are simplified if one considers slabs and rods of infinite extension in the perpendicular direction to the size R_c . Although the number of particles and the total energy of these cells is infinite, the number of particles and energy per unit area (slabs) or unit length (rods) is finite, and consequently the same is true for the total energy per baryon or per unit of volume. With the choice of geometries that are infinite in the perpendicular direction to the size R_c , the total energy per unit area or unit length is easily derived from Eq. (5). Taking $dV = Sdx$ (slabs) or $dV = \pi Lrdr$ (rods) reduces the calculation of the total energy to a 1-dimensional or 2-dimensional integral over the finite size R_c of the WS cell (from $-R_c$ to $+R_c$ along the z direction for slabs, and from 0 to R_c in a circle of radius R_c for rods). The calculation of the Coulomb energies is also simplified in this case.

The interacting nuclear part $\mathcal{V}(\rho_n, \rho_p)$ [1–3] consists of two pieces. One piece is directly related to the EOS of symmetric and neutron matter and depends locally on the total baryon density as well as on the asymmetry parameter

$$\beta = \frac{\rho_n - \rho_p}{\rho_n + \rho_p}. \quad (14)$$

The other piece of $\mathcal{V}(\rho_n, \rho_p)$ is a finite range term whose contribution to the energy density reads

$$\epsilon_{\text{surf}}(\rho_q, \rho_{q'}) = \frac{1}{2} \sum_{q,q'} \rho_q(\vec{r}) \int \rho_{q'}(\vec{r}') v_{q,q'} e^{-(\vec{r}-\vec{r}')^2/\alpha^2} d\vec{r}', \quad (15)$$

which depends on the strengths $v_{q,q'}$ of the like and unlike particles and on the range α of the finite range Gaussian form factor. Performing the angular integration, in the spherical case it can be recast as

$$\epsilon_{\text{surf}}(\rho_q, \rho_{q'}) = \frac{1}{2} \sum_{q,q'} \frac{\pi v_{q,q'} \alpha^2}{r} \rho_q(\vec{r}) \int_0^\infty dr' r' \left[e^{-(\vec{r}-\vec{r}')^2/\alpha^2} - e^{-(\vec{r}+\vec{r}')^2/\alpha^2} \right] \rho_{q'}(\vec{r}'). \quad (16)$$

It has to be pointed out that in the BCPM energy density functional the strengths $v_{q,q'}$ are chosen in such a way that in the bulk limit (constant ρ_q and $\rho_{q'}$) one recovers the ρ^2 term of the bulk part of the energy density (see Ref [1] for details). For the sake of brevity, here we avoid writing the detailed expressions of ϵ_{surf} for the non-spherical shapes.

Once the energy is obtained, the pressure in the inner crust of the neutron star is computed by the taking the appropriate derivative of the energy with respect to the size of the WS cell, following e.g. Appendix B of the second reference of [16]. The result reads as

$$P = P_g + P_{\text{free}}^{\text{el}} + P_{\text{ex}}^{\text{el}}, \quad (17)$$

which shows that the total pressure in the crust is the sum of the contributions due to the neutron gas and to the free electrons, plus a corrective term from electron exchange ($P_{\text{ex}}^{\text{el}} = \frac{1}{3} \epsilon_{\text{ex}}^{\text{el}}$). This will provide the EOS in the crust region of the neutron star. Here we will not write down the explicit formulae and the numerical method, but we only describe the results in the next subsection, leaving a more complete report to a future paper.

B. The crust EOS

In Fig. 1 we compare the EOS of the crust derived from the BCPM functional [1] with the LS [9] and SH [10] ones. For BCPM we have not performed a study of the outer crust and we will use the EOS from ref. [27]. In any case, for our purposes the uncertainty on the outer crust EOS is expected to have a quite limited relevance. Close to neutron drip, the BCPM results differ slightly from the other two cases, which agree quite closely between each other. At increasing density the discrepancy persists but the considered EOS show some different trends. The discrepancy for the pressure can be as large as a factor two. The discrepancies in the crust composition will be reported elsewhere, here we are considering the overall properties of the NS. For comparison we report the pressure also for the other structures considered in the BCPM case. The structure of the highest pressure is the favorable one. One can see that the spherical case seems to dominate the whole crust, except at the highest density where the other shapes can compete, see Fig. 1. Of course other structures are possible [28], but in any case we take this result as an indication that in the BCPM case the pasta phase can exist only in a very narrow density range and that one can take for the inner crust EOS the spherical structure. In the EOS of the LS case the pasta phase seems to be more extended, but we do not perform a detailed comparison, we just use the EOS which includes the most favorable shapes. Despite the crust contains a small fraction of the NS mass, its EOS and its matching with the core EOS can be relevant for the determination of the NS radius.

IV. THE HIGH-DENSITY EOS

In the center of a NS the baryon density can reach values that are several times larger than the nuclear saturation density. The reason for such a high density is the fact that a NS is bound by gravity, and it can be kept in hydrostatic equilibrium only by the pressure produced by the compressed nuclear matter. The core includes most of the NS mass and the high-density EOS is therefore crucial. As mentioned, in our description the core is composed of homogeneous asymmetric nuclear matter and of a gas of electrons and eventually muons. The asymmetry is fixed by the beta equilibrium, which in turn is determined mainly by the symmetry energy as a function of density [29]. Phenomenologically, the symmetry energy can be extracted only below the saturation density [30], and therefore it is challenging to predict the symmetry energy at high density, as demanded by NS studies. The EOS inside the NS can be strongly influenced by the value of the asymmetry, since the stiffness of the EOS depends on the nuclear matter composition.

It is known that the dependence of the EOS on the asymmetry parameter β is almost exactly quadratic. In this case, the symmetry energy is just the difference between the EOS of pure neutron matter and the EOS of symmetric

matter. We report in Fig. 2 the neutron and symmetric matter EOS for the cases we are considering. Just above the saturation density the differences among the EOS are drastic, especially for the pure neutron matter. Just on inspection, it is also apparent that the symmetry energy at higher density is quite different. For symmetric nuclear matter the different values of the incompressibility are responsible for the discrepancies. Indeed, the incompressibility is $K = 213$ MeV for the BCPM EOS, 264 MeV for the LS EOS in its Ska version, and 274 MeV for the SH EOS. The symmetry energy at saturation has comparable values for all EOS, with a slightly higher value for the SH EOS, while there are large discrepancies at higher density, where the LS EOS shows the smallest value among the three.

For each one of the EOS we have calculated the beta equilibrium and the corresponding asymmetric matter EOS, including leptons, which is the relevant quantity we need for the NS core. They are reported in Fig. 3. One can see that now the discrepancies among the EOS tend to be reduced. This is a consequence of a partial compensation between the value of the symmetry energy and the effect of the composition. In fact, if the symmetry energy is larger, then a larger fraction of protons is present. This tends to reduce the stiffness of the resulting EOS for matter in beta equilibrium. This can be seen from Fig. 4, where the NS matter composition is reported for the different EOS. The proton fraction goes in parallel with the density dependence of the symmetry energy. However, relevant discrepancies among the EOS still persist, which will be reflected in the corresponding NS structure.

V. RESULTS

Once the EOS of the nuclear matter which is present throughout the NS is known, one can use the celebrated Tolman-Oppenheimer-Volkoff [31] equations for spherically symmetric NS:

$$\begin{aligned} \frac{dP}{dr} &= -G \frac{\epsilon m}{r^2} \left(1 + \frac{P}{\epsilon}\right) \left(1 + \frac{4\pi P r^3}{m}\right) \left(1 - \frac{2Gm}{r}\right)^{-1} \\ \frac{dm}{dr} &= 4\pi r^2 \epsilon, \end{aligned} \quad (18)$$

where G is the gravitational constant, P the pressure, ϵ the energy density, m the mass enclosed within a radius r , and r the (relativistic) radius coordinate. To close the equations we need the relation between pressure and density, $P = P(\epsilon)$, i.e. just the EOS. Integrating these equations one gets the mass and radius of the star for each central density. Typical values are 1–2 solar masses (M_\odot) and about 10 km, respectively. This indicates the extremely high density of the object. It turns out that the mass of the NS has a maximum value as a function of radius (or central density), above which the star is unstable against collapse to a black hole. The value of the maximum mass depends on the nuclear EOS, so that the observation of a mass higher than the maximum mass allowed by a given EOS simply rules out that EOS. The considered EOS are compatible with the largest mass observed up to now, which is close to $2.01M_\odot \pm 0.04$ [32], as it can be seen in Fig. 5, where the relation between mass and central density is reported. Even if it can look unlikely that this value is indeed the largest possible NS mass, we take this result as an indication of the validity of the EOS. As expected, when the incompressibility increases the NS central density decreases for a given mass.

We will now discuss the relevance of the crust EOS on the NS radius, which is the main point of our work. We have calculated the mass-radius relationship for the three considered EOS, which extend to the whole NS structure from the crust to the inner core. The results are reported Fig. 6. As one can expect, the value of the radius increases with the NS matter incompressibility, the largest one corresponding to the highest incompressibility, if the comparison is restricted up to about 0.5 fm^{-3} . The latter is the maximum density that is reached at the center of the NS for the largest mass obtained with the SH EOS. As one can see from Fig. 3, at higher density the pressure of the SH EOS becomes smaller than the LS one, but those density values are not reached in stable NS for the SH EOS.

In order to study the role of the crust in the values of the NS radius we have performed NS calculations by using different crust EOS but fixing the same EOS for the core NS matter. Specifically, we have performed calculations using the BHF EOS for the core and joining it with the crust EOS from LS and SH models. The results are reported in the same Fig. 6 (circles and squares, respectively). One can see that the use of SH crust EOS makes only a relatively small effect on the mass-radius relationship, while a larger effect is observed for the LS crust EOS. Of course, the largest effect is obtained for the smaller masses, where the crust has a prominent relevance. However, even for masses up to 1.2–1.3 solar masses, the variations of the radius are quite sizeable. This also shows the relevance of using the EOS derived from the same theoretical scheme both for the crust and for the core. The matching of the core EOS with a crust EOS from a different model can introduce further uncertainties for the NS structure.

Finally we found that the mass-radius relationship calculated in ref. [13] turns out to be surprisingly close to the one obtained with BHF EOS and the consistent BCPM functional for the crust. Maybe this can be explained by the close value of the bulk incompressibility, which is 230 MeV, in comparison with the value 223 MeV for BHF. However the

composition in the bulk is quite different in the two cases, and furthermore the crust EOS are appreciably different. Therefore the agreement must be considered at least partially fortuitous.

VI. CONCLUSIONS

We have presented a study of Neutron Star structure by focusing on models which are able to describe on the same physical framework both the core and the crust regions. To this purpose we have performed calculations of NS structure based on the Equation of State derived within the Brueckner-Hartree-Fock scheme. The EOS is the basis of an accurate Energy Density functional that was recently [1] devised to reproduce nuclear binding energies throughout the nuclear mass table. As such, it was used to calculate the structure of NS crust, within the Thomas-Fermi approach. This EOS was then the basis of a microscopic approach of the overall NS structure, from the crust to the core. To our knowledge this is the first microscopic calculation that embraces the whole density range that appears inside a NS. The results were compared with other more phenomenological models that also are able to describe the whole NS structure. To emphasize the role of the NS crust, we have performed calculations by employing the microscopic BHF EOS in the NS core and joining it to the crust EOS from the more phenomenological approaches. The results indicate that the particular EOS crust that is employed can produce a sizeable effect on the NS radius, not only for the lightest NS but also for standard NS masses. This indicates the relevance of using models that are based on the same physical framework both for the crust and the core.

Acknowledgments

M.C., B.K.S., and X.V. acknowledge the support from the Consolider Ingenio 2010 Programme CPAN CSD2007-00042, from Grant No. FIS2011-24154 from MICINN and FEDER, and from Grant No. 2009SGR-1289 from Generalitat de Catalunya. B.K.S. greatly acknowledges the financial support from Grant No. CPAN10-PD13 from CPAN (Spain).

-
- [1] M. Baldo, L. Robledo, P. Schuck and X. Viñas, Phys. Rev. **C87**, 064305 (2013).
 - [2] M. Baldo, P. Schuck and X. Viñas, Phys. Lett. B **663**, 390 (2008).
 - [3] M. Baldo, L. M. Robledo, P. Schuck and X. Viñas, J. Phys. G **37**, 064015 (2010).
 - [4] M. Baldo, *Nuclear Methods and the Nuclear Equation of State*, International Review of Nuclear Physics, Vol. 8 (World Scientific, Singapore, 1999).
 - [5] H. Q. Song, M. Baldo, G. Giansiracusa, and U. Lombardo, Phys. Rev. Lett. **81**, 1584 (1998); M. Baldo, G. Giansiracusa, U. Lombardo, and H. Q. Song, Phys. Lett. **B473**, 1 (2000); M. Baldo, A. Fiasconaro, H. Q. Song, G. Giansiracusa, and U. Lombardo, Phys. Rev. **C65**, 017303 (2001).
 - [6] J. Carlson, V. R. Pandharipande, and R. B. Wiringa, Nucl. Phys. **A401**, 59 (1983); R. Schiavilla, V. R. Pandharipande, and R. B. Wiringa, Nucl. Phys. **A449**, 219 (1986); B. S. Pudliner, V. R. Pandharipande, J. Carlson, S. C. Pieper, and R. B. Wiringa, Phys. Rev. **C56**, 1720 (1997).
 - [7] M. Baldo, I. Bombaci, and G. F. Burgio, Astron. Astrophys. **328**, 274 (1997).
 - [8] X. R. Zhou, G. F. Burgio, U. Lombardo, H.-J. Schulze, and W. Zuo, Phys. Rev. **C69**, 018801 (2004).
 - [9] J.M. Lattimer and F.D. Swesty, Nucl. Phys. **A535**, 331 (1991).
 - [10] H. Shen, H. Toki, K. Oyamatsu and K. Sumiyoshi, Prog. Theor. Phys. **100**, 1013 (1998); H. Shen, H. Toki, K. Oyamatsu and K. Sumiyoshi, Nucl. Phys. **A637**, 435 (1998).
 - [11] <http://www.astro.sunysb.edu/lattimer/EOS/main.html>
 - [12] <http://user.numazu-ct.ac.jp/~sumi/eos/>
 - [13] F. Douchin and P. Haensel, Astron. Astrophys. **389**, 151 (2001).
 - [14] E. Chabanat, P. Bonche, P. Haensel, J. Meyer and R. Schaeffer, Nucl. Phys. **A635**, 231 (1998).
 - [15] B. Friedman and V.R. Pandharipande, Nucl. Phys. **A361**, 502 (1981).
 - [16] A.F. Fantina, N. Chamel, J.M. Pearson, and S. Goriely, Astron. Astrophys. **559**, A128 (2013); J. M. Pearson, N. Chamel, S. Goriely, and C. Ducoin, Phys. Rev. C **85**, 065803 (2012).
 - [17] S. Goriely, N. Chamel, and J.M. Pearson Phys. Rev. **C82**, 035804 (2010).
 - [18] A.Y. Potekhin, A.F. Fantina, N. Chamel, J.M. Pearson, and S. Goriely, Astron. Astrophys. **560**, A48 (2013).
 - [19] Tapas Sil, J. N. De, S. K. Samaddar, X. Viñas, M. Centelles, B. K. Agrawal, and S. K. Patra, Phys. Rev. C **66**, 045803 (2002).
 - [20] K. Oyamatsu, Nucl. Phys. A **561**, 431 (1993).
 - [21] M. Onsi, A. K. Dutta, H. Chatri, S. Goriely, N. Chamel, and J. M. Pearson, Phys. Rev. C **77**, 065805 (2008).
 - [22] P. Gögelein and H. Müther, Phys. Rev. C **76**, 024312 (2007).

- [23] K. S. Cheng, C. C. Yao, and Z. G. Dai, *Phys. Rev. C* **55**, 2092 (1997).
- [24] S. S. Avancini, D. P. Menezes, M. D. Alloy, J. R. Marinelli, M. M. W. Moraes, and C. Providência, *Phys. Rev. C* **78**, 015802 (2008).
- [25] S. S. Avancini, L. Brito, J. R. Marinelli, D. P. Menezes, M. M. W. de Moraes, C. Providência, and A. M. Santos, *Phys. Rev. C* **79**, 035804 (2009).
- [26] F. Grill, C. Providência, and S. S. Avancini, *Phys. Rev. C* **85**, 055808 (2012).
- [27] G. Baym, C. Pethick and P. Sutherland, *Astrophys. J.* **170**, 299 (1971).
- [28] H. Pais and J.R. Stone, *Phys. Rev. Lett.* **109** 151101 (2012).
- [29] J. M. Lattimer and M. Prakash, *Science* **304**, 536 (2004).
- [30] M. B. Tsang, J. R. Stone, F. Camera, P. Danielewicz, S. Gandolfi, K. Hebeler, C. J. Horowitz, Jenny Lee, W. G. Lynch, Z. Kohley, R. Lemmon, P. Möller, T. Marukami, S. Riordan, X. Roca-Maza, F. Sammarruca, A. W. Steiner, I. Vidaña, and S. J. Yennello, *Phys. Rev. C* **86**, 015803 (2012); M. B. Tsang, C. K. Gelbke, X. D. Liu, W. G. Lynch, W. P. Tan, G. Verde, H. S. Xu, W. A. Friedman, R. Donangelo, S. R. Souza, C. B. Das, S. D. Gupta, and D. Zhabinsky, *Phys. Rev. C* **64**, 054615 (2001); T. X. Liu, W. G. Lynch, M. B. Tsang, X. D. Liu, R. Shomin, W. P. Tan, G. Verde, A. Wagner, H. F. Xi, H. S. Xu, B. Davin, Y. Larochelle, R. T. de Souza, R. J. Charity, and L. G. Sobotka, *Phys. Rev. C* **76**, 034603 (2007).
- [31] S.L. Shapiro and S.A. Teukolski *Black Holes, White Dwarfs and Neutron Stars*, (John Wiley and Sons, New York, 1983).
- [32] J. Antoniadis *et al.*, *Science* **340**, 6131 (2013).

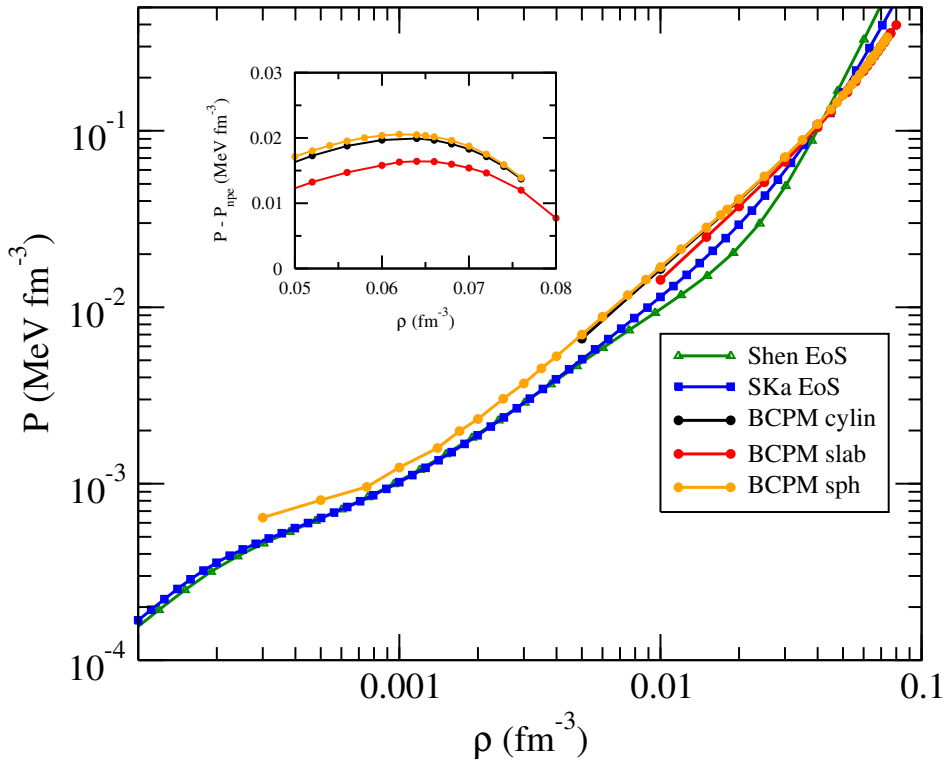


FIG. 1: Pressure as a function of density in the crust region for the considered Equations of State. For the BCPM functional the pressure corresponding to other possible shapes are also considered. In this case the possible pasta phase seems to have a quite limited extension, see the text for explanations. The lowest density at which the BCPM is reported marks the drip point, essentially for all three EOS. The insert shows the pressure of the BCPM crust EOS at the higher density for the different shapes considered. For convenience at each density the pressure of the corresponding homogeneous matter has been subtracted.

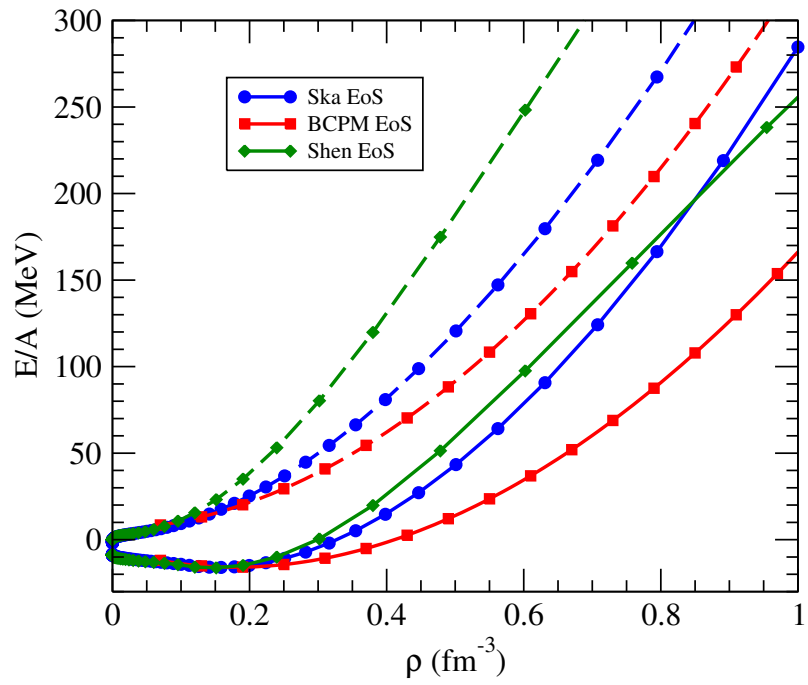


FIG. 2: Equations of State for pure neutron matter (dashed lines) and symmetric nuclear matter (solid lines), for the three considered cases.

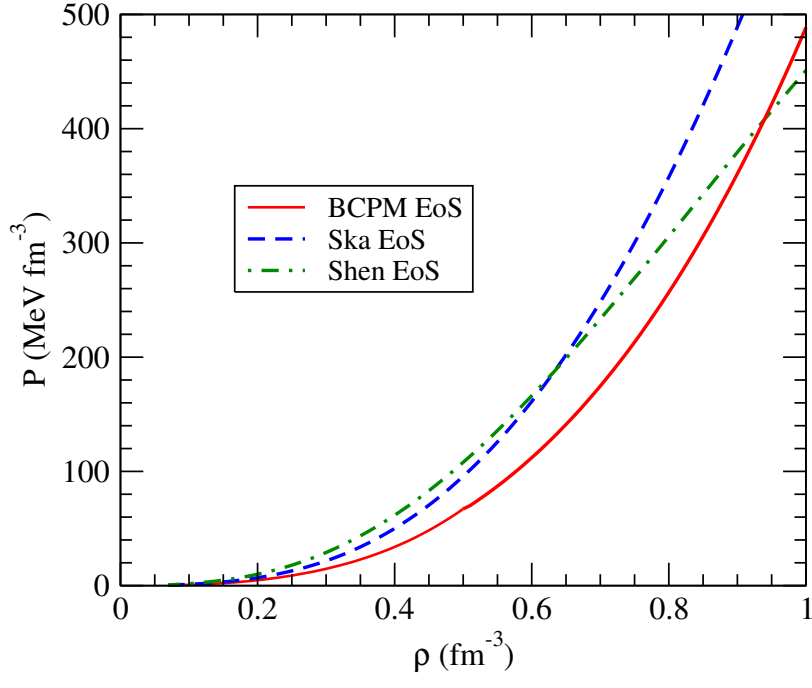


FIG. 3: Equation of State for beta-stable matter for the three considered cases.

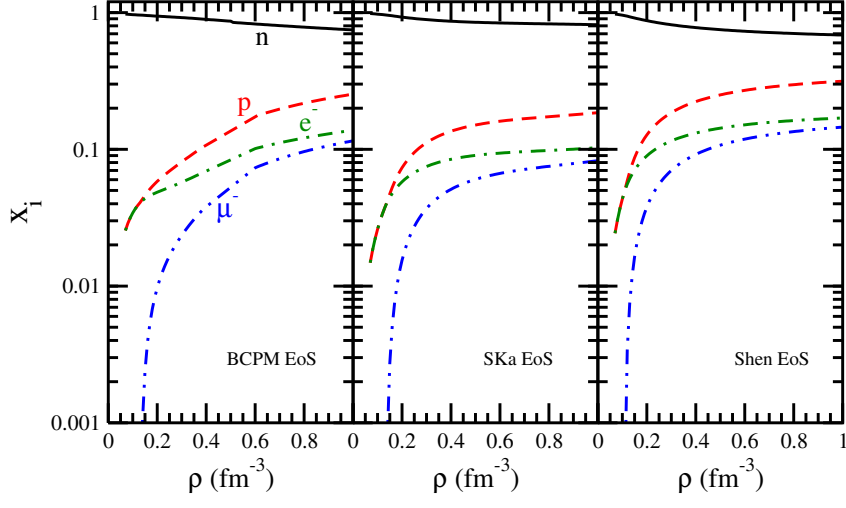


FIG. 4: Composition of Neutron Star matter as a function of baryon density. The lowest (dash dot dot) line corresponds to the muon fraction.

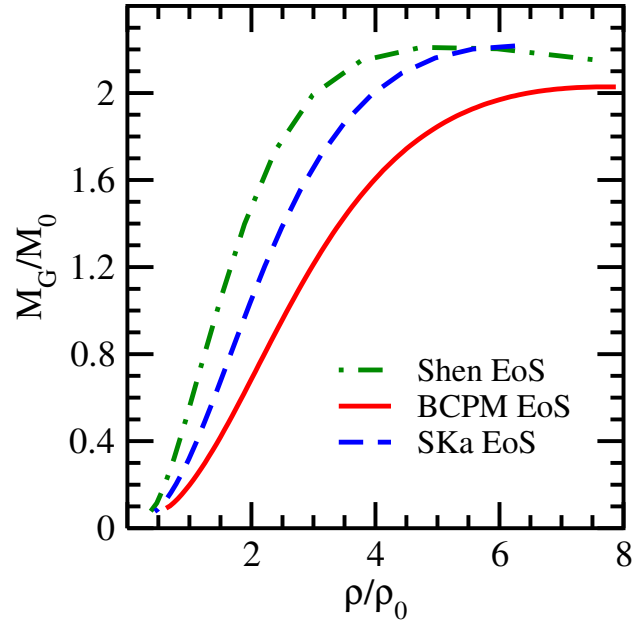


FIG. 5: Neutron Star gravitational mass as a function of central baryon density for the three considered cases.

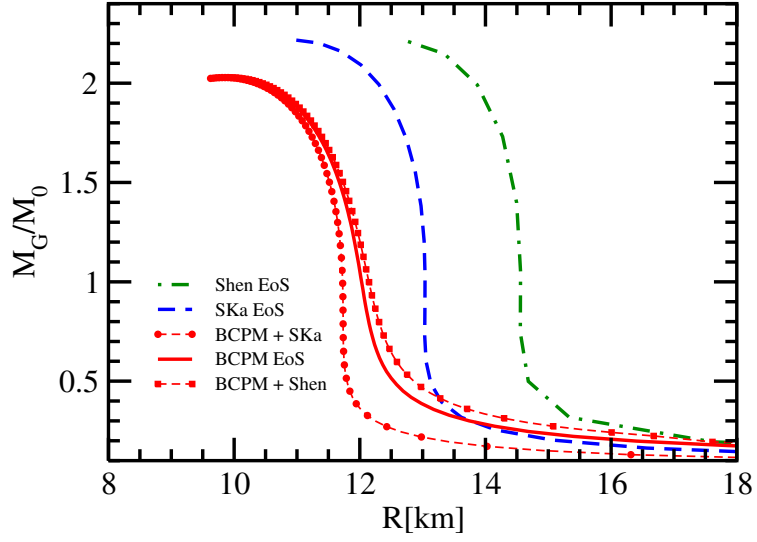


FIG. 6: Neutron Star gravitational mass as a function of the radius. The full line corresponds to the BHF Equation of State, together with the corresponding BCPM functional, see the text for details. The squares correspond to the BHF EOS for the core and the Shen EOS [10, 12] for the crust. The circles correspond to the BHF EOS for the core and the Lattimer and Swesty EOS [9, 11] for the crust. See the text for details.