

SCIENTIFIC REPORTS

**OPEN**

The role of dung beetles in reducing greenhouse gas emissions from cattle farming

Eleanor M. Slade^{1,2}, Terhi Riutta³, Tomas Roslin^{1,4} & Hanna L. Tuomisto⁵Received: 20 May 2015
Accepted: 04 November 2015
Published: 05 January 2016

Agriculture is one of the largest anthropogenic sources of greenhouse gases (GHGs), with dairy and beef production accounting for nearly two-thirds of emissions. Several recent papers suggest that dung beetles may affect fluxes of GHGs from cattle farming. Here, we put these previous findings into context. Using Finland as an example, we assessed GHG emissions at three scales: the dung pat, pasture ecosystem, and whole lifecycle of milk or beef production. At the first two levels, dung beetles reduced GHG emissions by up to 7% and 12% respectively, mainly through large reductions in methane (CH₄) emissions. However, at the lifecycle level, dung beetles accounted for only a 0.05–0.13% reduction of overall GHG emissions. This mismatch derives from the fact that in intensive production systems, only a limited fraction of all cow pats end up on pastures, offering limited scope for dung beetle mitigation of GHG fluxes. In contrast, we suggest that the effects of dung beetles may be accentuated in tropical countries, where more manure is left on pastures, and dung beetles remove and aerate dung faster, and that this is thus a key area for future research. These considerations give a new perspective on previous results, and suggest that studies of biotic effects on GHG emissions from dung pats on a global scale are a priority for current research.

Greenhouse gases are the biggest contributors to global warming and climate change¹. GHG emissions from agriculture and associated land use change (LUC) were estimated to contribute 30% (8.0 Gt CO₂e yr⁻¹) of the global anthropogenic emissions in 2010². Of GHG emissions from agriculture, livestock production accounts for around two-thirds (Fig. 1a), with direct emissions (4.6 Gt CO₂e yr⁻¹) emanating mainly from digestion by livestock² (Fig. 1b). Dairy and beef production alone have been estimated to account for 60% of the total emissions of livestock production (Fig. 1c), with both enteric fermentation and fluxes from manure and its management being major contributors of GHGs² (Fig. 1b).

Production of both meat and milk is projected to increase with a growing world population³. Grazing of beef and dairy livestock on grasslands, rather than intensive indoor production, can be used to mitigate livestock-related GHG emissions via the carbon sink of grass-fed production systems⁴. However, while grassland systems often act as sinks of CH₄^{5,6}, manure deposition may turn them from sinks to sources of GHGs^{6,7}. Thus, the mitigation potential of manure management is an important issue for the livestock industry^{3,8}.

Dung beetles (Scarabaeidae: Scarabaeinae, Aphodiinae, Geotrupidae) are some of the most important invertebrate contributors to dung decomposition in both temperate and tropical agricultural grasslands^{9–13}. As such, they may help mitigate GHG emissions and aid carbon sequestration through removing dung deposited on the pastures, increasing grass growth and fertilization¹⁴. It has recently been shown that dung beetles have the potential to reduce GHG emissions from dung pats deposited on pastures^{7,15}. Yet, how these effects compare to other GHG sources in livestock farming remains unknown, as the impact of dung beetles has not been included in more comprehensive lifecycle assessments of meat and dairy products.

In this study we use Finland as an example as this is one of the few regions of the world where all aspects of cattle farming and dung beetle impacts are well-documented. We adopt previously measured effects at the level

¹Spatial Foodweb Ecology Group, Department of Agricultural Sciences, PO Box 27, Latokartanonkaari 5, FI-00014 University of Helsinki, Finland. ²Department of Zoology, University of Oxford, South Parks Road, Oxford, OX1 3PS, United Kingdom. ³Environmental Change Institute, School of Geography and the Environment, University of Oxford, South Parks Road, Oxford, OX1 3QY, UK. ⁴Department of Ecology, Swedish University of Agricultural Sciences, Box 7044, 750 07 Uppsala, Sweden. ⁵European Commission, Joint Research Centre (JRC), Institute for Environment and Sustainability, Via Enrico Fermi 2749, 21027 Ispra, Italy. Correspondence and requests for materials should be addressed to E.M.S. (email: eleanor.slade@zoo.ox.ac.uk)

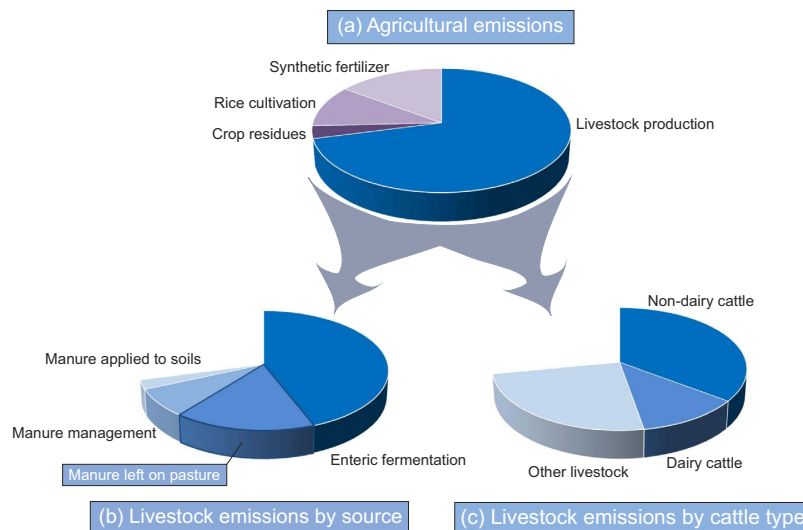


Figure 1. Global contributions to direct greenhouse gas emissions from agriculture. Shown are (a) contributions to all direct agricultural emissions (grand total 4.6 Gt CO₂e yr⁻¹), with emissions from livestock production split further in two alternative ways – according to (b) different types of emissions, and (c) different types of livestock. Sources for (a,b): Tubiello *et al.*²; for c: http://faostat3.fao.org/browse/G1/*E.

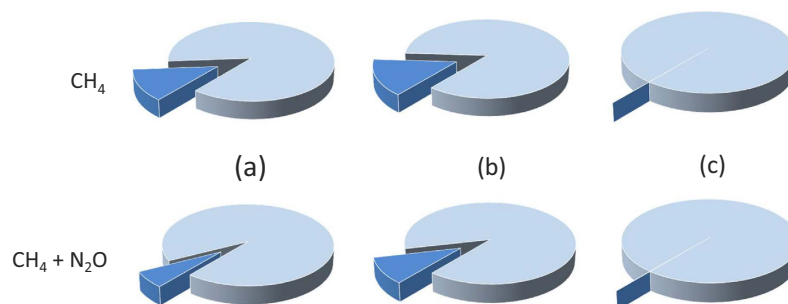


Figure 2. Reduction of GHG emissions by dung beetles at the level of (a) dung pats, (b) pastures and (c) the entire life cycle of beef and milk production. For (a), we show the reduction during the lifespan of a dung pat (59 days); for (b), we show mean daily flux from the pasture (including dung pats), and for (c), we refer to the entire life cycle of one kg of milk or one kg of meat. On the top row, we show effects on CH₄ emissions, on the lower row we weight together the effects on CH₄ and N₂O fluxes as CO₂ equivalents (see Methods for coefficients used).

of the dung pat to derive new estimates at the level the pasture ecosystem, and over the whole lifecycle of milk or beef production. By identifying the factors limiting the scope for dung beetle mitigation of GHG emissions in this highly-industrialized production system, we then point to other, still poorly-explored production systems in both temperate and tropical regions, where dung beetles are particularly likely to have an effect, and suggest that further research is urgently needed in these areas.

Results

Pat level emissions. At the level of the individual dung pat, dung beetles were found to reduce methane (CH₄) emissions by 14.5% and nitrous oxide (N₂O) emissions by 2.0%, resulting in an overall reduction of 7% in CO₂ equivalents over the lifecycle of a pat (59 days) (Fig. 2a; Supplementary Material 2: Additional Results, Table S.1). This overall effect resulted from dung beetles significantly reducing CH₄ fluxes from pats over the first 20 days of the pat lifetime, as compared with the fluxes from pats without dung beetles. After this period, the gas fluxes (both with and without beetles) stabilized to the same level as from the dung free pasture (treatment x day, $F_{7,217} = 15.87$, $P < 0.001$). Dung beetles had no significant effect on the N₂O fluxes (treatment x day, $F_{7,217} = 0.65$, $P = 0.71$) (Supplementary Material 2: Additional Results, Fig. S.1).

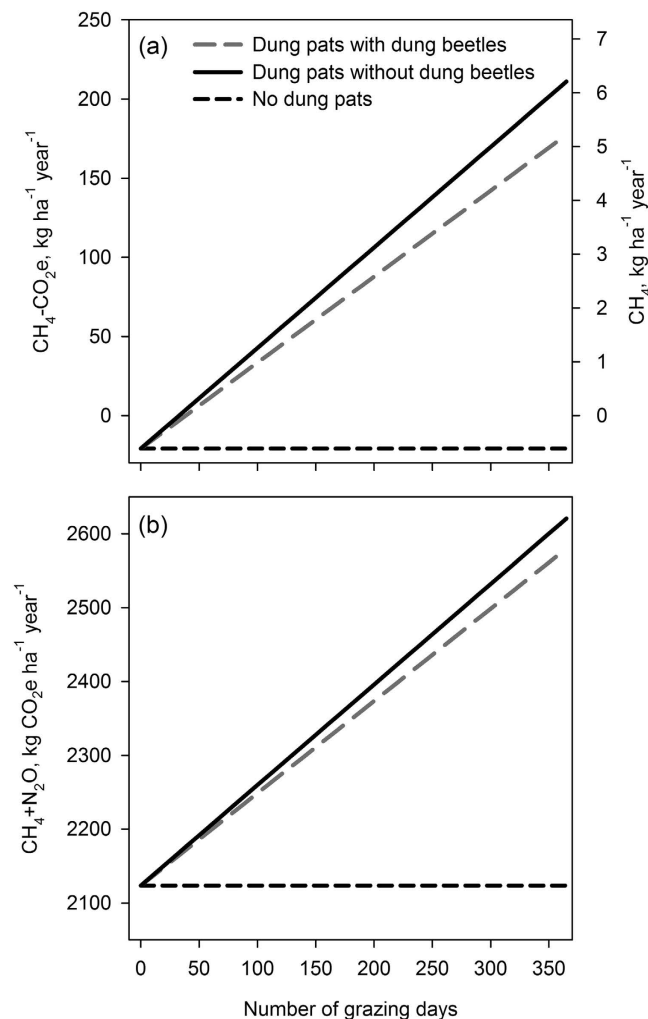


Figure 3. The effect of the grazing season length on the annual fluxes of (a) CH_4 and (b) CH_4 and N_2O combined (as carbon dioxide equivalents, 100 year time horizon) from a pasture with dung pats and dung beetles, with dung pats but no dung beetles, and no dung pats. Negative values indicate an ecosystem sink and positive values indicate a source to the atmosphere.

Pasture level emissions. At the level of the pasture, dung beetles also had a substantial effect on total GHG fluxes. Overall, emissions from dung offset the CH_4 sink of the pasture soil, turning the pasture from a modest CH_4 sink into a source. However, the presence of dung beetles reduced the mean daily CH_4 emissions during the grazing season by 17% as compared with the situation where no dung beetles were present. On an annual scale, taking into account the non-grazing period, the dung beetle effect on the pasture CH_4 fluxes was 21% (Fig. 2b). Dung beetles slightly reduced the N_2O fluxes from the pasture-by 5% during the grazing season and by 0.1% over the course of the year (Supplementary Material 2: Additional Results, Table S.2). In terms of the two gases combined into CO_2 equivalents (see Methods for details), dung beetles reduced the emissions by 12% during the grazing season and by 0.5% annually (Supplementary Material 2: Additional Results, Table S.2). Clearly, as fluxes from dung pats are a major component of the total fluxes from a pasture, the pasture-level GHG balance is strongly dependent on the number of grazing days (Fig. 3). With a longer grazing period, overall CH_4 and N_2O emissions increase, and so does the relative mitigating effect of the dung beetles (Fig. 3).

Lifecycle of meat and milk production emissions. At the level of the full life cycle of meat and dairy products, the reduction of GHG emissions by dung beetles accounts for only 0.08% of the total life cycle assessment based GHG emissions of milk when Land Use and Land Use Change (LULUC) related emissions are not included, and for 0.05% when LULUC emissions are included. For beef, the reductions are 0.13% when LULUC emissions are not included and 0.07% when LULUC emissions are included (Table 1, Fig. 2c). This is due to the fact that total N_2O and CH_4 emissions from dung pats deposited on grazing land account for only 1–4% and 0.1–0.4% respectively, of the total GHG emissions of milk and beef production (see Table 1).

Discussion

If mitigation techniques are not implemented then greenhouse gas emissions from agriculture are projected to rise to 8.2 billion tonnes of CO_2 equivalents by 2030³. Manure-related sources are also projected to increase during

	Milk	Beef
Total GHG emissions		
Without LULUC	1.30	21.76
With LULUC	2.10	40.20
N₂O emissions		
Total N ₂ O	0.454 (35, 22)	7.30 (36, 19)
Manure management	0.029 (2, 1)	0.494 (2, 1)
Grazing animals	0.026 (2, 1)	0.763 (4, 2)
Change by dung beetles ^a	-0.0005 (0.04, 0.02)	-0.0153 (0.07, 0.04)
CH₄ emissions		
Total CH ₄ emissions	0.597 (46, 28)	9.982 (46, 25)
Manure management ^b	0.065 (5, 3)	0.464 (3, 1)
Grazing animals ^c	0.003 (0.2, 0.1)	0.085 (0.4, 0.2)
Change by dung beetles ^a	-0.0005 (0.04, 0.02)	-0.0123 (0.06, 0.03)
Total N₂O + CH₄ emissions	0.0010 (0.08, 0.05)	0.0278 (0.13, 0.07)

Table 1. Breakdown of the life cycle assessment based greenhouse gas emissions of milk and beef produced in Finland. N₂O values were taken from Leip *et al.*³⁹ and CH₄ figures were calculated in Supplementary Material 1: Additional Methods. Values are in kg CO₂e/kg_{milk/meat}. The proportional contribution (%) of the different emissions sources to the total emissions of milk and beef production is shown in brackets, excluding and including LULUC emissions, respectively. The CH₄ emissions are modified with the new IPCC 2013 global warming potential emission factor 34⁴². The ‘Change by dung beetles’ values show the reduction in the emissions from grazing animals when the dung beetle effect is taken into account. ^aCalculated by multiplying the emission from grazing animals by the dung beetle effect (see Supplementary Material 4: Flux Calculations). ^{b,c}Leip *et al.*³⁹ reported total manure management (including grazing animals) emissions for CH₄ (0.068 and 0.549 kg CO₂e for kg of milk and beef, respectively), which we partitioned into emissions from manure management excluding grazing animals and emissions from grazing animals, as described in Supplementary Material 1: Additional Methods.

this time period – N₂O by 29% and CH₄ by 20%³. The potential for mitigation of these emissions is huge, but at present few techniques are cost effective^{3,4}. One way of reducing GHG emissions from cattle farming for milk and beef is to graze the livestock on open grassland, rather than using intensive grain fed systems⁴. However, this study and others^{6,7}, show that dung additions to a pasture can turn it from a sink to a source of CH₄. Dung beetles may help mitigate these effects through the aeration and burial of dung pats⁷. In this paper, we assessed the contribution of dung beetles to reduction of GHG emissions in Finland at three nested scales – the dung pat, the pasture ecosystem and the whole lifecycle of milk or beef production. At the lower two levels, dung beetles were found to play an important role in reducing GHG emissions: during the grazing season, beetles reduced GHG emissions from pats and pastures by up to 7% and 12%, respectively, mainly through large reductions in CH₄ emissions. Yet, over the full lifecycle of beef and milk production, the impact of dung beetle mediated effects was dwarfed by other impacts, suggesting a limited net impact in the context of highly-intensive production systems such as that of Finland. Below, we address each finding in turn.

At the pat level, dung beetles significantly reduced fluxes of CH₄, with less-consistent effects on N₂O. As proposed by Penttilä *et al.*⁷, the effect on CH₄ fluxes can likely be traced to an oxygenating effect on the dung pat interior: As CH₄ is formed under anaerobic conditions, holes dug by the beetles may enhance the drying of dung pats and increase the availability of oxygen in the deeper parts of the pats, thus increasing aerobic decomposition, decreasing anaerobic decomposition and reducing methanogenesis¹⁶.

At the pasture level, CH₄ production in dung pats makes them ‘hotspots’ for GHG fluxes as compared to pasture without dung. Thus, any changes in the fluxes from these pats may result in large relative changes for the whole pasture – although the absolute changes may be fairly small. Taking into account the non-grazing season (approximately 250 days in Finland), during which no new dung pats are added and emissions from previous dung pats approach zero, dung beetles contribute an annual reduction of 21% in CH₄ emissions and 0.4% in N₂O and CH₄ emissions combined, per one hectare of pasture. The amount of actively grazed pasture needed to sustain the current Finnish cattle stock of 1 million heads (assuming that around 80% of them graze outside¹⁷), is approximately 960 km² (pasture land calculator, which incorporates default local conditions, https://portal.mtt.fi/portal/page/portal/Artturi/Artturikirjasto/Laskurit/Laidunalan_hallinta). Over such an area, dung beetles can reduce the annual country-scale emissions of CH₄ and N₂O by 900 t of CO₂ equivalents, compared to a situation where no beetles were present. This effect size equals 0.12% of total emissions from manure management systems (0.72 Mt CO₂e¹⁸). However, the amount of dung deposited on pastures, and therefore the fraction of manure on which dung beetles may act, is naturally proportional to the length of the grazing season (see Fig. 3). This period is short in Finland, but much longer in many countries in Central and Southern Europe¹⁹ (in southern Italy, cattle may be kept outdoors the whole year round). Thus, mitigation of GHGs using dung beetles becomes a more efficient strategy the longer cows are grazed on pastures. Longer grazing seasons may also benefit dung beetle populations²⁰, increasing the abundance and diversity of dung beetles in the pasture, and hence increasing dung removal over the long term. It is also important to note that the relative dung beetle effect on the total pasture flux is dependent on the GHG fluxes and the CH₄ sink strength from the dung-free parts of the pastures, and may vary with several biotic

and abiotic factors⁶ (see Supplementary Material 3: Sensitivity Analysis). However, although potential changes in fluxes, due for example to changes in abiotic conditions, such as rainfall and temperature, will change the absolute flux estimates for the total pasture (dung pats and dung free areas), we expect the dung beetle effect to remain relatively stable. Our sensitivity analysis shows that this is the case and that particularly at the LCA level the total dung beetle effect changes little with simulated changes to fluxes (see Supplementary Material 3: Sensitivity Analysis).

At the level of the entire life cycle of milk and beef production, dung beetles in Finland reduced GHG emissions by 0.05–0.13% depending on whether LULUC emissions are included or not. Thus, the contribution of the emissions from dung pats deposited on pasture land is dwarfed in comparison to other emissions of milk and meat production, such as methane emissions from enteric fermentation, nitrous oxide emissions from soils, and carbon dioxide emissions from energy use². As a consequence of limited outdoor livestock grazing, and intensive indoor production of beef and milk, European emissions from manure left on pasture account for only 6% of the direct agricultural emissions². The key factors constraining dung beetle mediated effects in the intensive farming systems of temperate Europe are thus the length of the grazing period, the fraction of cattle grazing under outdoor conditions – and naturally, the functional efficiency and seasonality of the dung beetles. Thus, the contribution of different emission sources to the total GHG emissions of dairy farming may differ among different countries in Europe^{21,22}, and also between different dairy farming management practices²³. While these factors may lead to changes in fluxes, we expect the total effect of dung beetles to remain relatively stable and minor, compared with the other emissions from the production of milk and beef. Thus, the qualitative effects of dung beetles on GHG emissions are comparatively large at the pasture level, but markedly small when assessed over the entire lifecycle of beef or milk production in Finland (see Supplementary Material 3: Sensitivity Analysis).

The relative contribution of dung beetles to mitigating GHG emissions will likely differ between regions. Given substantial differences in both cattle management and dung beetle ecology between different parts of the world^{23,24}, the effects of dung beetles on GHG emissions are likely to vary both within and between latitudes. However, some clear-cut contrasts between regions can be identified: In regions where outdoor livestock grazing is more commonly used, the emissions from manure left on pasture will have a larger contribution to total agricultural emissions, with estimated fractions ranging from 11% in Asia up to 35% in Africa^{2,25,26}. Such patterns are combined with likely differences in dung beetle efficiency: In tropical regions, dung beetles can remove the majority of a fresh dung pat within the first few days after deposition^{12,13,27} – whereas in temperate conditions, a substantial fraction will remain throughout the grazing season¹¹. The high CH₄ fluxes from fresh pats, which under temperate conditions occur within the first 10–20 days of the pat being deposited⁷ (Supplementary Material 2: Additional Results, Fig. S.1), may thus be effectively avoided in the presence of tropical dung beetles. As a key avenue for future research, we thus suggest that contributions of dung beetles to reductions in GHG emissions should be partitioned under tropical conditions. While latitudinal patterns in average conditions may be compounded by finer-scale variation in microclimate²⁸, we make a clear-cut and testable prediction: that effects at all levels from dung pats through pastures to the whole lifecycle of milk or beef production may be strongly accentuated at low latitudes.

Worryingly, dung beetles have been declining rapidly throughout temperate and tropical ecosystems due to changes in agricultural practices, including intensification and reduced pasture grazing^{29–31}, habitat loss^{32,33}, and overuse of anthelmintics (dewormers), such as ivermectins^{34,35}. In Finland, over half the dung beetle fauna is now considered extinct, endangered or near threatened^{20,36}. The knock-on effects of these declines for ecosystem functioning and the many services that dung beetles provide has been highlighted by recent papers, showing that dung removal services may be reduced when dung beetle communities change under fragmented environments or through ivermectin use^{34,37}. Thus, the mitigation of GHG fluxes at the pat and pasture level is a further service provided by dung beetles, and is now potentially threatened by continuing biodiversity loss.

Methods

In Finland, emissions from the agricultural sector, agricultural soils, and agricultural energy use comprise 21% of total GHG emissions¹⁸. The country has a large milk and beef industry, with almost 1 million heads of cattle, producing an annual total of 4 billion kg of dung³⁸. We use Finland as an example, as this is one of the few regions of the world where local and/or regional estimates of GHG emissions¹⁸, cattle farming^{2,39}, and dung beetle-mediated effects⁷ (and current study) are readily available. Thus this offers a unique opportunity to derive estimates of dung beetle contributions at levels from dung pats to beef and milk production.

Dung beetle data. To quantify the contribution of dung beetles to gas fluxes from individual dung pats, we used a large-scale mesocosm experiment. As the number of species encountered per natural dung pat in boreal and temperate regions is typically low (median 2 species per pat, range 1–8 in a sample of 797 dung pats from across Finland (taken from Roslin)⁴⁰), we constrained our experiments to relatively small species pools. Hence, communities of varying richness and relative abundance were constructed using four common early summer north temperate dung beetle species (*Geotrupes stercorarius* (Linnaeus, 1758), *Aphodius erraticus* (Linnaeus, 1758), *Aphodius pedellus* (DeGeer, 1774), and *Aphodius fossor* (Linnaeus, 1758)), with the abundances of each species representing realistic abundances observed in the field^{32,37}. Dung beetle abundances are highest in the early summer²⁰. Hence, any functional effects of the beetles are expected to be smaller for the pats deposited later during the grazing season, making the current estimates of dung beetle effects on the high side.

Dung beetles were collected from the pastures of the Koskinen Manor in Salo, Southwestern Finland (60°22′49″N 23°17′39″E) and Karjalohja (60°11′28″N 23°40′19″E) between 5 and 7th June 2012. Beetles were stored in mixed sex groups in moist paper at +5 °C, until being assigned randomly to treatments. All dung was manually homogenized before partitioning into experimental pats of 1.2l within 5 hours of collection. For details on the dung used (see Supplementary Material 1: Additional Methods).

The mesocosms (n = 36) used were constructed from plastic buckets with their bottoms sawn off (cylinder 58 cm in diameter at ground level, height 32 cm, and inserted 20 cm into the ground). Fine environmental mesh

(1 mm) covered the tops of the mesocosms, to prevent the beetles escaping. The mesocosms were opened after 20 days to allow the beetles to emigrate rather than force them to artificially inhabit the pat.

The experiment was carried out on a grass sward reflecting a multiannual Finnish pasture, located in Viikki, Helsinki, Southern Finland (60° 13' 31" N 25° 1' 0" E). On the 8th June 2012 dung and beetles were added to 30 of the mesocosms, three of the mesocosms received only dung and a further three were grass only controls and received neither dung nor beetles. The experiment was run for 60 days as this corresponds to the adult and larval lifecycle of the beetles and the lifecycle of the dung pat from fresh to dry and decayed¹¹. Vegetation inside was kept low by manual trimming.

To evaluate gas fluxes from the dung pats, we used a static closed chamber method⁴¹. The procedures used followed those described in Penttilä *et al.*⁷ and are briefly summarised in Supplementary Material 1: Additional Methods. Measurements of N₂O and CH₄ were conducted on days 1, 3, 6, 10, 14, 20, 30, 40, 59 and cumulative fluxes calculated separately for each chamber as areas under the temporal gas flux curve⁷. After 59 days, the emissions from the pats had subsided and the pat was decomposed. Therefore, when calculating fluxes, we consider 59 days as the lifetime of a pat.

To evaluate the overall warming effect of GHG emissions from dung pats, compound-specific emissions should be gauged against each other. GHG emissions from dung pats are generally dominated by CO₂⁷. However, previous work suggests the main mitigation potential of dung beetles to reside in effects on N₂O and CH₄⁷, so we chose to focus on these specific compounds. To weigh their fluxes together in a joint currency, we converted them to CO₂-equivalents by using the IPCC 2013 global warming potential (GWP) impact factors for 100 years' time period, 298 for N₂O and 34 for CH₄⁴².

The pat-scale contribution of dung beetles to the fluxes was assessed by comparing the fluxes from dung pats with and without dung beetles. A generalized linear mixed-effects model was fitted to daily flux values, with treatment (dung beetles present or absent) and measurement day as fixed effects, and mesocosm as a random effect. To account for the temporal dependence of the consecutive measurements, we applied a first order autoregressive correlation structure to each mesocosm. To account for the heterogeneity of variance between treatments, we applied a separate variance structure for each treatment where necessary. Separate models were fitted to data on CH₄ and N₂O fluxes. The analyses were carried out using the nlme package⁴³ of R⁴⁴.

GHG flux estimates for the pasture ecosystem. The effect of dung beetles on GHG fluxes at the pasture level was quantified using the data described above on fluxes from dung pats with and without dung beetles. Following Saarijärvi *et al.*⁴⁵, we assumed that 4% of the active pasture area was covered by dung pats at any given time during the grazing season, and that the grazing season lasted 110 days. Since the dung pats in real pastures will be of different ages, and in different stages of decomposition, we used the average flux measured over the 59 days in our calculations. The total grazing season pasture flux was then calculated as a sum of the flux from dung pats (with or without dung beetles) and the flux from pasture without pats, multiplied by their respective area proportions.

$$TPF_{GS} = F_{DP} \times A_{DP} + F_{RP} \times A_{RP} \quad (1)$$

where TPF_{GS} is the total pasture flux during the growing season, F_{DP} is the flux from dung pats (calculated with and without dung beetles), A_{DP} is the proportion of area covered by dung pats, F_{RP} is the flux from the residual pasture (no dung pats), and A_{RP} is the proportion of the area of the residual pasture. A detailed breakdown of these calculations, including formulas used, are presented in Supplementary Material 4: Flux Calculations.

For pasture-level fluxes outside the grazing season, we used values for the residual pasture (dung-free areas) from the literature with year-round, multi-year data^{6,46}. Outside the grazing season, we assumed that no flux was coming from dung pats, old pats having been decayed and no new pats deposited. Annual flux was calculated as the product of the daily mean flux during the grazing season (derived from Eq.1) and the number of grazing days, summed with the product of the daily mean flux during the non-grazing season and the number of non-grazing days.

$$TPF_{\text{annual}} = TPF_{GS} \times d_{GS} + TPF_{NGS} \times d_{NGS} \quad (2)$$

where TPF_{annual}, TPF_{GS} and TPF_{NGS} denotes the total annual, grazing season and non-grazing season pasture flux, respectively, and d_{GS} and d_{NGS} denote the length of grazing and non-grazing seasons (number of days).

As the annual estimates are sensitive to the grazing season length, which is likely to vary geographically, between years and depending on management practices, we also carried out a sensitivity analysis, varying the grazing season length from 0 to 365 days.

Life cycle assessment data. Life cycle assessment (LCA) is a method used for assessing the environmental impacts of a product or service during the whole production chain from extraction of raw material up to waste management⁴⁷. So far, the contribution of dung beetles in reducing GHG emissions from milk and beef production has not been taken into account in milk and beef LCAs. We used the results from the field experiments described in the section 'Dung beetle data' above to incorporate the dung beetle effect in to the LCAs; namely, the beetle-mediated reduction of CH₄ and N₂O emissions from dung pats deposited on pasture land. The dung beetle effect was calculated by multiplying the emissions from grazing animals in Table 1 by the proportional emission reductions by dung beetles in Supplementary Material 2: Additional Results, Table S.2.

The general LCA data for milk and beef produced in Finland was based on data from Leip *et al.*³⁹. Their study considered (i) on-farm livestock rearing including enteric fermentation, manure deposition by grazing animals, manure management and application of manure to agricultural land; (ii) fodder and feed production including application of mineral fertiliser, the cultivation of organic soils, crop residues and related upstream industrial

processes (fertilizer production); (iii) on-farm energy consumption related to livestock and feed production and energy consumption for the transport and processing of feed; (iv) land use changes induced by the production of feed (excluding grassland and grazing); and (v) emissions (or removals) from land use through changes in carbon sequestration rates related to feed production (including grassland and grazing). Leip *et al.*³⁹ also included a scenario without considering the Land Use and Land Use Change (LULUC) related emissions and three scenarios including the LULUC emissions. Those three scenarios varied with respect to what type of land was converted to agricultural land. Scenario I assumed that all additional cropland was converted from grassland and savannas. Scenario II assumed more likely mix of land types converted to agricultural land, whereas scenario III includes a high share of converted forests.

Based on the data from Leip *et al.*³⁹ and with adjustment to the IPCC 2013 emissions factors⁴⁸, the average GHG emissions of milk and beef meat production in Finland are 1.30 kg CO₂e/kg milk and 21.76 kg CO₂e/kg beef meat when the LULUC related emissions were not taken into account. When the LULUC emissions were taken into account, the emissions varied between 2.08–2.17 kg CO₂e/kg milk and 39.98–41.33 kg CO₂e/kg beef meat depending on the scenario. In this study we used the scenario without LULUC emissions and the Scenario II with LULUC emissions. The breakdown of the emissions relevant for this study is presented in Table 1 and a more detailed breakdown of the emission calculations, with formulas, is presented in Supplementary Material 1: Additional Methods and Flux Calculations. As above, the N₂O and CH₄ emissions were converted to CO₂-equivalents by using the IPCC 2013 global warming potential (GWP) impact factors for 100 years' time period, 298 for N₂O and 34 for CH₄⁴². Leip *et al.*³⁹ report the N₂O emissions from dung pats deposited on pasture land as a category separate from other manure management, calling it 'grazing animals' (Table 1). However, the CH₄ emissions from dung pats are included in the general category 'manure management', which includes other manure management methods. Therefore, further calculations were needed to estimate the CH₄ emissions from dung pats (See Supplementary Material 1: Additional Methods). Based on these calculations the total CH₄ emissions from dung pats deposited on grazing land were 0.00348 kg CO₂e/kg milk and 0.0853 kg CO₂e/kg meat (Table 1).

References

1. FAO. Livestock's long shadow, environmental issues and options. (Food and Agriculture Organization of the United Nations, 2006).
2. Tubiello, F. N. *et al.* The FAOSTAT database of greenhouse gas emissions from agriculture. *Environmental Research Letters* **8**, 015009 (2013).
3. O'Mara, F. P. The significance of livestock as a contributor to global greenhouse gas emissions today and in the near future. *Animal Feed Science and Technology* **166–167**, 7–15 (2011).
4. Bellarby, J. *et al.* Livestock greenhouse gas emissions and mitigation potential in Europe. *Global Change Biology* **19**, 3–18 (2013).
5. Hartmann, A., Buchmann, N. & Niklaus, P. A study of soil methane sink regulation in two grasslands exposed to drought and N fertilization. *Plant Soil* **342**, 265–275 (2011).
6. Maljanen, M. E., Virkajärvi, P. & Martikainen, P. J. Dairy cow excreta patches change the boreal grass swards from sink to source of methane. *Agriculture and Food Science* **21**, 91–99 (2012).
7. Penttilä, A. *et al.* Quantifying beetle-mediated effects on gas fluxes from dung pats. *PLoS ONE* **8**, e71454 (2013).
8. Gill, M., Smith, P. & Wilkinson, J. M. Mitigating climate change: the role of domestic livestock. *Animal* **4**, 323–333 (2010).
9. Gittings, T., Giller, P. & Stakelum, G. Dung decomposition in contrasting temperate pastures in relation to dung beetle and earthworm activity. *Pedobiologia* **38**, 455–474 (1994).
10. Lee, C. M. & Wall, R. Cow-dung colonization and decomposition following insect exclusion. *Bulletin of Entomological Research* **96**, 315–322 (2006).
11. Kaartinen, R., Hardwick, B. & Roslin, T. Using citizen scientists to measure an ecosystem service nationwide. *Ecology* **94**, 2645–2652 (2013).
12. Horgan, F. G. Burial of bovine dung by coprophagous beetles (Coleoptera: Scarabaeidae) from horse and cow grazing sites in El Salvador. *European Journal of Soil Biology* **37**, 103–111 (2001).
13. Davis, A. L. V. Seasonal dung beetle activity and dung dispersal in selected South African habitats: implications for pasture improvement in Australia. *Agriculture, Ecosystems and Environment* **58**, 157–169 (1996).
14. Nichols, E. *et al.* Ecological functions and ecosystem services of Scarabaeine dung beetles: a review. *Biological Conservation* **141**, 1461–1474 (2008).
15. Iwasa, M., Moki, Y. & Takahashi, J. Effects of the Activity of Coprophagous Insects on Greenhouse Gas Emissions from Cattle Dung Pats and Changes in Amounts of Nitrogen, Carbon, and Energy. *Environmental Entomology* **44**, 106–113 (2015).
16. Stevenson, B. G. & Dindal, D. L. Growth and development of *Aphodius* beetles (Scarabaeidae) in laboratory microcosms of cow dung. *The Coleopterists Bulletin* **39**, 215–220 (1985).
17. Palva, R. In *Maataloustieteen Päivät 2006* (ed A. Hopponen) (Suomen Maataloustieteellisen Seuran julkaisuja no 21 – Publications of The Scientific Agricultural Society of Finland, no 21, 2006).
18. Anonymous. *Finland's Sixth National Communication under the United Nations Framework Convention on Climate Change*. 314 p. (Ministry of the Environment and Statistics Finland, Helsinki, 2013).
19. Caballero, R. *et al.* Grazing systems and biodiversity in Mediterranean areas: Spain, Italy and Greece. *Pastos* **39**, 9–154 (2009).
20. Roslin, T., Forshage, M., Ødegaard, F., Ekblad, C. & Liljeberg, G. *Nordens dyngbaggare*. (Hyonteistarvike TIBIALE, Oy, 2014).
21. Lesschen, J., Van den Berg, M., Westhoek, H., Witzke, H. & Oenema, O. Greenhouse gas emission profiles of European livestock sectors. *Animal Feed Science and Technology* **166**, 16–28 (2011).
22. Hietala, S. *et al.* Carbon footprints of organic dairying in six European countries—real farm data analysis. *Organic Agriculture* **5**, 91–100 (2014).
23. Henriksson, M., Flysjö, A., Cederberg, C. & Swensson, C. Variation in carbon footprint of milk due to management differences between Swedish dairy farms. *Animal* **5**, 1474–1484 (2011).
24. Hanski, I. & Cambefort, Y. *Dung Beetle Ecology*. (Princeton University Press, 1991).
25. Chhabra, A., Manjunath, K. R., Panigrahy, S. & Parihar, J. S. Greenhouse gas emissions from Indian livestock. *Climatic Change* **117**, 329–344 (2013).
26. Du Toit, C., Meissner, H. & Van Niekerk, W. A. Direct methane and nitrous oxide emissions of South African dairy and beef cattle. *South African Journal of Animal Science* **43**, 320–339 (2013).
27. Slade, E. M., Mann, D. J. & Lewis, O. T. Biodiversity and ecosystem function of tropical forest dung beetles under contrasting logging regimes. *Biological Conservation* **144**, 166–174 (2011).
28. Helmuth, B. *et al.* Beyond long-term averages: making biological sense of a rapidly changing world. *Climate Change Responses* **1**, 1–13 (2014).

29. Väisänen, R. & Rassi, P. Abundance and distribution of *Geotrupes stercorarius* in Finland (Coleoptera, Scarabaeidae). *Entomologica Fennica* **17**, 107–111 (1990).
30. Jankielsohn, A., Scholtz, C. H. & Louw, S. V. D. M. Effect of habitat transformation on dung beetle assemblages: A comparison between a South African nature reserve and neighboring farms. *Environmental Entomology* **30**, 474–483 (2001).
31. Hutton, S. A. & Giller, P. S. The effects of the intensification of agriculture on northern temperate dung beetle communities. *Journal of Applied Ecology* **40**, 994–1007 (2003).
32. Roslin, T. & Koivunen, A. Distribution and abundance of dung beetles in fragmented landscapes. *Oecologia* **127**, 69–77 (2001).
33. Nichols, E. *et al.* Global dung beetle response to tropical forest modification and fragmentation: A quantitative literature review and meta-analysis. *Biological Conservation* **137**, 1–19 (2007).
34. Beynon, S. A., Mann, D. J., Slade, E. M. & Lewis, O. T. Species-rich dung beetle communities buffer ecosystem services in perturbed agro-ecosystems. *Journal of Applied Ecology* **49**, 1365–1372 (2012).
35. Kruger, K. & Scholtz, C. H. Changes in the structure of dung insect communities after ivermectin usage in a grasslands ecosystem. II. Impact of ivermectin under high-rainfall conditions. *Acta Oecologica* **19**, 439–451 (1998).
36. Rassi, P., Hyvärinen, E., Juslén, A. & Mannerkoski, I. *The 2010 Red List of Finnish Species*. (Ympäristöministeriö & Suomen ympäristökeskus, 2010).
37. Rosenlew, H. & Roslin, T. Habitat fragmentation and the functional efficiency of temperate dung beetles. *Oikos* **117**, 1659–1666 (2008).
38. Roslin, T. & Heliövaara, K. *Suomen lantakuoriaiset*. (Helsinki University Press, 2007).
39. Leip, A. *et al.* *Evaluation of the livestock sector's contribution to the EU greenhouse gas emissions (GGELS) - final report*. (European Commission, Joint Research Centre, 2010).
40. Roslin, T. Large-scale spatial ecology of dung beetles. *Ecography* **24**, 511–524 (2001).
41. Alm, J. *et al.* Methods for determining emission factors for the use of peat and peatlands flux measurements and modelling. *Boreal Environment Research* **12**, 85–100 (2007).
42. Myhre, G. *et al.* in *Climate Change 2013: The Physical Science Basis. Contribution of Working Group I to the Fifth Assessment Report of the Intergovernmental Panel on Climate Change* (eds Stocker, T. F. & Qin, G. D.) (Cambridge University Press, 2013).
43. nlme: Linear and Nonlinear Mixed Effects Models. R package version 3.1–104 (2012).
44. R: A language and environment for statistical computing. (R Foundation for Statistical Computing, Vienna, Austria, 2012).
45. Saarijärvi, K., Mattila, P. & Virkajärvi, P. Ammonia volatilization from artificial dung and urine patches measured by the equilibrium concentration technique (JTI method). *Atmospheric Environment* **40**, 5137–5145 (2006).
46. Virkajärvi, P., Maljanen, M., Saarijärvi, K., Haapala, J. & Martikainen, P. J. N₂O emissions from boreal grass and grass - clover pasture soils. *Agriculture, Ecosystems & Environment* **137**, 59–67 (2010).
47. ISO. Environmental management - Life cycle assessment - Principles and framework. (International Organisation for Standardisation (ISO) 2006).
48. Stocker, T. *et al.* *Climate change 2013: The physical science basis*. (Cambridge University Press Cambridge, UK, and New York, 2014).

Acknowledgements

We thank Bess Hardwick help collecting the flux data, Sini Vuorensyrjä for help with the figures, Asko Simojoki for help with gas chromatography and analyses of the flux data, and Atte Penttilä for advice on the design of the chambers and the generation of the flux data. EMS and TRoslin were funded by a grant from the Academy of Finland (Number 138346).

Author Contributions

E.M.S. and H.T. had the original idea for the manuscript, E.M.S. carried out the flux experiments, H.T. carried out the L.C.A. analysis, TRIutta and EMS carried out the pat and pasture level analyses, TRoslin designed the figures, E.M.S., T.R. and H.T. wrote the first version of the manuscript, and all authors contributed to the final version of the manuscript.

Additional Information

Supplementary information accompanies this paper at <http://www.nature.com/srep>

Competing financial interests: The authors declare no competing financial interests.

How to cite this article: Slade, E. M. *et al.* The role of dung beetles in reducing greenhouse gas emissions from cattle farming. *Sci. Rep.* **6**, 18140; doi: 10.1038/srep18140 (2016).



This work is licensed under a Creative Commons Attribution 4.0 International License. The images or other third party material in this article are included in the article's Creative Commons license, unless indicated otherwise in the credit line; if the material is not included under the Creative Commons license, users will need to obtain permission from the license holder to reproduce the material. To view a copy of this license, visit <http://creativecommons.org/licenses/by/4.0/>

SCIENTIFIC REPORTS

OPEN

Erratum: The role of dung beetles in reducing greenhouse gas emissions from cattle farming

Eleanor M. Slade, Terhi Riutta, Tomas Roslin & Hanna L. Tuomisto

Scientific Reports 6:18140; doi: 10.1038/srep18140; published online 05 January 2016; updated on 08 March 2016

The original version of this Article contained an error in the Abstract.

“These considerations give a new perspective on previous results perspective, and suggest that studies of biotic effects on GHG emissions from dung pats on a global scale are a priority for current research.”

now reads:

“These considerations give a new perspective on previous results, and suggest that studies of biotic effects on GHG emissions from dung pats on a global scale are a priority for current research.”

This has now been corrected in the PDF and HTML versions of the Article.



This work is licensed under a Creative Commons Attribution 4.0 International License. The images or other third party material in this article are included in the article's Creative Commons license, unless indicated otherwise in the credit line; if the material is not included under the Creative Commons license, users will need to obtain permission from the license holder to reproduce the material. To view a copy of this license, visit <http://creativecommons.org/licenses/by/4.0/>