

Technical University of Denmark



Pharmacokinetics Modeling of Glucagon and a Novel Glucagon Analogue after Subcutaneous Administration in Dogs

Wendt, Sabrina Lyngbye; Valeur, Anders; Madsen, Henrik; Jørgensen, John Bagterp; Boye Knudsen, Carsten

Publication date:
2015

Document Version
Publisher's PDF, also known as Version of record

[Link back to DTU Orbit](#)

Citation (APA):
Wendt, S. L., Valeur, A., Madsen, H., Jørgensen, J. B., & Boye Knudsen, C. (2015). Pharmacokinetics Modeling of Glucagon and a Novel Glucagon Analogue after Subcutaneous Administration in Dogs. Poster session presented at The 8th International Conference on Advanced Technologies and Treatments for Diabetes (ATTD 2015), Paris, France.

DTU Library
Technical Information Center of Denmark

General rights

Copyright and moral rights for the publications made accessible in the public portal are retained by the authors and/or other copyright owners and it is a condition of accessing publications that users recognise and abide by the legal requirements associated with these rights.

- Users may download and print one copy of any publication from the public portal for the purpose of private study or research.
- You may not further distribute the material or use it for any profit-making activity or commercial gain
- You may freely distribute the URL identifying the publication in the public portal

If you believe that this document breaches copyright please contact us providing details, and we will remove access to the work immediately and investigate your claim.

PHARMACOKINETICS MODELING OF GLUCAGON AND A NOVEL GLUCAGON ANALOGUE AFTER SUBCUTANEOUS ADMINISTRATION IN DOGS

Sabrina Lyngbye Wendt^{1,2}, Anders Valeur¹, Henrik Madsen², John Bagterp Jørgensen², Carsten Boye Knudsen¹

¹ Zealand Pharma A/S, ² Technical University of Denmark

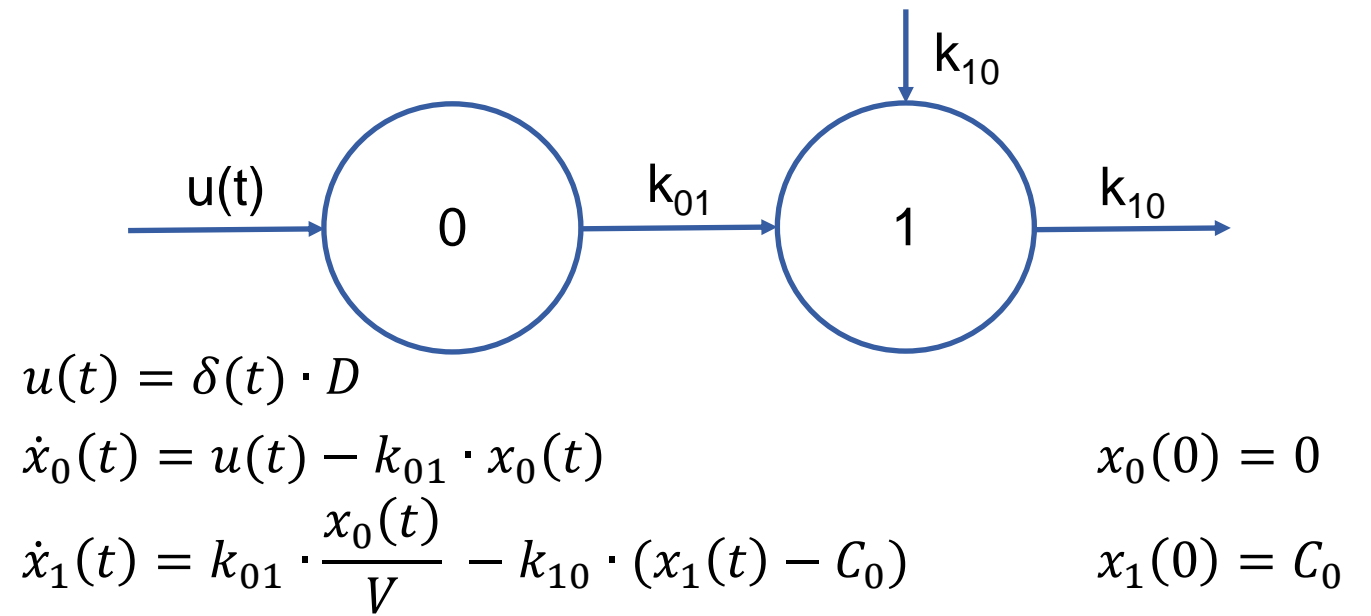
Background

Currently available hypoglycemic glucagon rescue kits are difficult to handle and need reconstitution immediately before use due to the instability of native glucagon in solution. A novel Zealand Pharma invented glucagon analogue (ZP-GA-1) with increased stability in liquid formulation has potential for application in a ready-to-use rescue pen. Pharmacokinetic (PK) characteristics similar to native glucagon and fast on-set of action are critical for success.

Methods

Five dogs were included in a randomized cross-over study. At four dosing occasions each dog received a subcutaneous (SC) bolus injection of 20 or 120 nmol/kg (D) native glucagon or ZP-GA-1. Blood samples were collected at 0, 5, 10, 15, 20, 30, 40, 50, 60, 75, 110, 140, and 180 minutes after dose administration. Sample concentration (y) of glucagon were analyzed using the MSD immuno assay. Plasma concentration (y) of ZP-GA-1 were analyzed using LC-MS/MS.

A one compartment model with extravascular bolus administration was fitted to each individual dataset and each population by minimizing the y⁻¹-weighted residual sum of squares using a BFGS quasi-Newton optimization algorithm in R version 3.1.0 "Spring Dance". T_{max}, a surrogate marker of on-set of action, and C_{max} was obtained from the fit.



Results

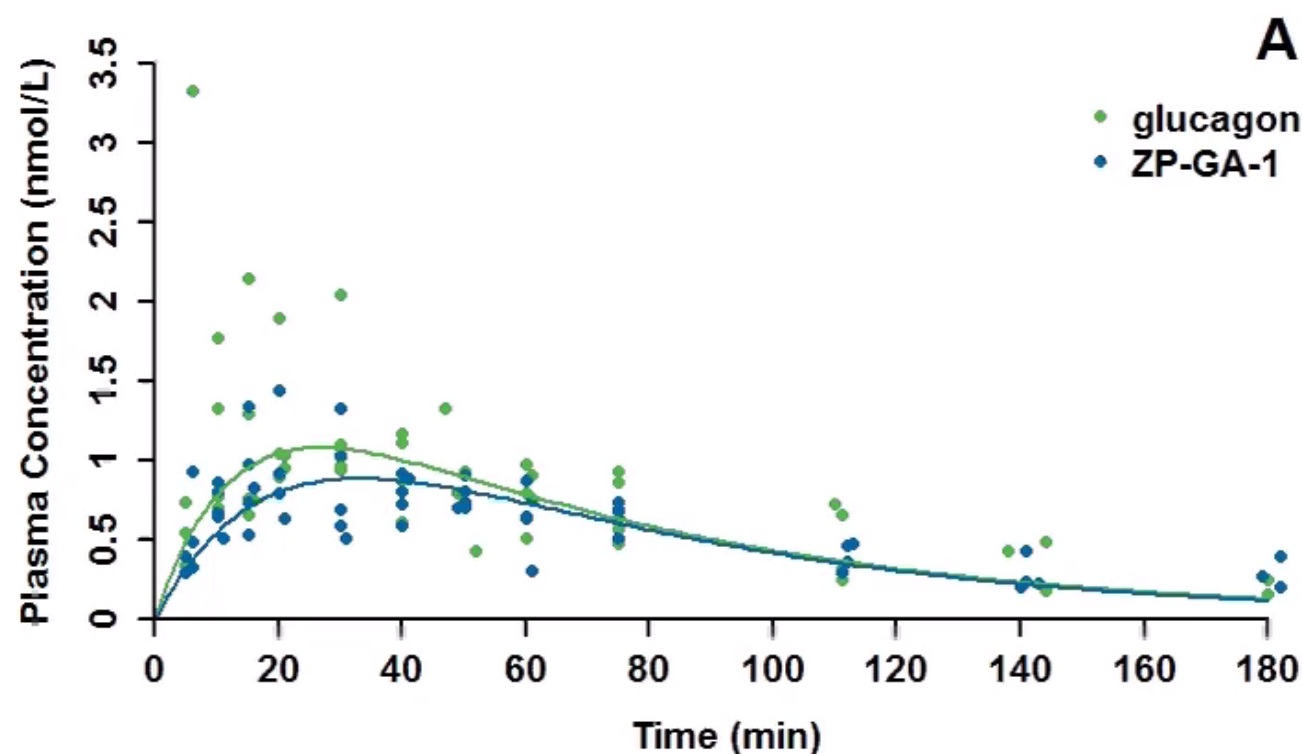


Figure 1: PK profiles after low SC dose. A) Raw observations with best fit to population data. B) Semi logarithmic plot with observations and best fit to population data. C) Semi logarithmic plot with individual fits.

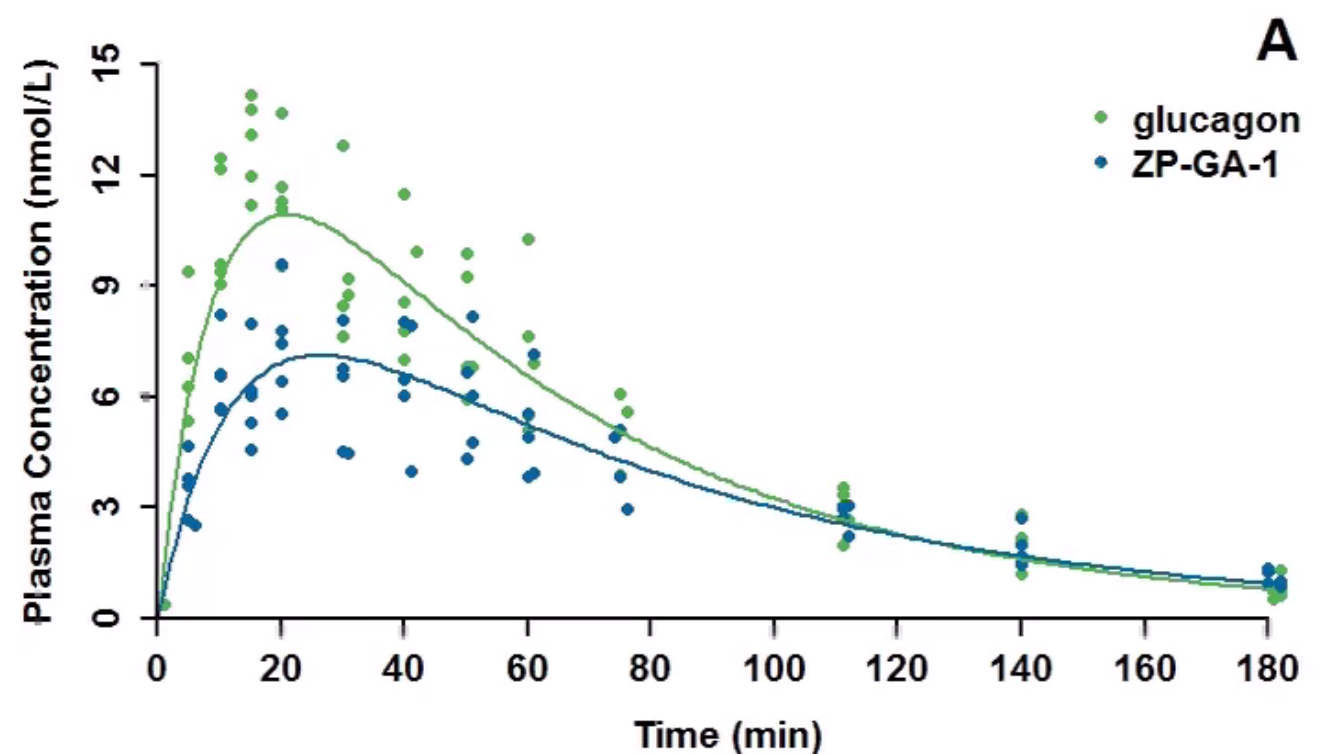


Figure 2: PK profiles after high SC dose. A) Raw observations with best fit to population data. B) Semi logarithmic plot with observations and best fit to population data. C) Semi logarithmic plot with individual fits.

Variable	Glucagon (low SC dose)	ZP-GA-1 (low SC dose)	Glucagon (high SC dose)	ZP-GA-1 (high SC dose)
	Mean (±SD)	Mean (±SD)	Mean (±SD)	Mean (±SD)
T _{max} (min)	24 (±14)	30 (±11)	20 (±5)	26 (±9)
C _{max} /D (kg/L)	0.065 (±0.032)	0.043 (±0.008)	0.096 (±0.015)	0.058 (±0.010)
k ₀₁ (min ⁻¹)	0.26 (±0.39)	0.07 (±0.05)	0.12 (±0.05)	0.11 (±0.10)
k ₁₀ (min ⁻¹)	0.016 (±0.007)	0.025 (±0.027)	0.018 (±0.004)	0.016 (±0.007)
V _F /W (L/kg)	12.7 (±3.9)	13.4 (±5.2)	7.4 (±1.5)	11.6 (±4.0)

Table 1: Population means and standard deviations (SD) of model parameters (k₀₁, k₁₀, V_F/W) and model fit characteristics (T_{max}, C_{max}/D).

Variable	Dependency	P-value
C _{max} /D (kg/L)	Compound	0.04

Table 2: Significant variable and its dependency according to a two-way (Dose*Compound) within subjects ANOVA analysis. P-values of remaining model parameters and model fit characteristics were not significant.

Conclusions

Zealand's novel glucagon analogue, ZP-GA-1, shows similar PK characteristics (absorption, elimination, volume of distribution) to native glucagon. Time to maximum concentration, T_{max}, is also similar between native glucagon and ZP-GA-1. However, ZP-GA-1 has lower maximum concentration, C_{max}, than native glucagon after same level of dose administration.

