

Elsevier Editorial System(tm) for Behavioural Processes  
Manuscript Draft

Manuscript Number: BEPROC-D-14-00193R2

Title: Behavioural responses of Eastern grey squirrels, *Sciurus carolinensis*, to cues of risk while foraging.

Article Type: Regular Paper

Keywords: Competition; foraging; playback; predation; *Sciurus carolinensis*.

Corresponding Author: Dr. Kimberley Jayne, PhD, MSc, BSc(Hons), AFHEA

Corresponding Author's Institution: University of Exeter

First Author: Kimberley Jayne, PhD, MSc, BSc(Hons), AFHEA

Order of Authors: Kimberley Jayne, PhD, MSc, BSc(Hons), AFHEA; Stephen E Lea, MA, PhD (Cantab), FBPsS, CPsychol, AcSS; Lisa A Leaver, BA (Hons), PhD

**Abstract:** Previous studies have shown that Eastern grey squirrels modify their behaviour while foraging to offset risks of social and predatory costs, but none have simultaneously compared whether such modifications are performed at a cost to foraging. The present study directly compares how grey squirrels respond to cues of these risks while foraging. We simulated social risk and predatory risk using acoustic playbacks of stimuli that grey squirrels might be exposed to at a foraging patch: calls of conspecifics, heterospecifics (competitor and non-competitor) and predators. We found that grey squirrels responded to predator, heterospecific competitor and conspecific playbacks by altering their foraging and vigilance behaviours. Foraging was most disrupted by increased vigilance when we played calls of predators. Squirrels' response to calls of heterospecific competitors did not differ from their response to conspecific calls, and they resumed foraging more quickly after both compared to predator calls: whereas they showed little response to calls of non-competitor heterospecifics and a white noise control. We conclude that squirrels respond differentially to calls made by conspecifics, heterospecific competitors and predators, with the most pronounced response being to calls of predators. We suggest that squirrels may view conspecific and corvid vocalisations as cues of potential conflict while foraging, necessitating increased vigilance.

23A Fore Street  
St Marychurch  
Torquay  
Devon  
TQ1 4PU  
Telephone: (UK +44) 07919 237 236  
Email: kimberley.jayne@outlook.com

01 May 2015

Faculteit Biologie  
Universiteit Utrecht  
Nederlands

For the Attention of: Professor Johan Bolhuis, Editor in Chief,

Dear Professor Bolhuis,

Re: Submission of Research Paper to Behavioural Processes

I hereby submit the revised manuscript entitled “Behavioural responses of Eastern grey squirrels, *Sciurus carolinensis*, to cues of risk while foraging” by K Jayne, S. E.G. Lea and L. A. Leaver for publication as a research paper in Behavioural Processes.

I confirm that all final recommendations for revision have been adhered to as set out by the reviewer in your email dated 14<sup>th</sup> April 2015.

I look forward to receiving your correspondence in due course.

Yours sincerely

Kimberley Jayne  
(Corresponding author).

### Revisions based on reviewers comments

**Manuscript:** Behavioural responses of Eastern grey squirrels, *Sciurus carolinensis*, to cues of risk while foraging.

Reviewers comment	Revision note
On line 328, a $p < 0.05$ is considered non-significant. I assume this is because the authors used an adjusted alpha level due to the Bonferroni correction they applied. It would be good to know what this new alpha level was OR alternatively, if they did the Bonferroni correction the other way around (by multiplying the p-value by the number of tests, so the alpha remains 0.05).	I have now inserted the level of the Bonferroni correction applied.
Line 357: no time by condition interaction with $p = 0.051$ . Given that there are only 5 white noise playbacks in that analysis, the power of the analysis may be a bit low to detect a significant pattern. Given that such an interaction would make interpretation clearer, I wonder if it would make sense to analyse this again with just the corvids and other passerines...	The data was re-analysed in the manner the reviewer suggested (with just the corvid and the passerine data). However, little difference was made to the outcome of the tests upon the interpretation of the results. Thus we have opted to keep the white noise control condition in our analysis for consistency when compared to the data from season 1.
Line 286: "analysis" instead of "analyses".	Corrected.

## Highlights

- We compare behavioural responses by squirrels to cues of risk while foraging.
- Squirrels responded to playbacks by reducing their foraging behaviour.
- Foraging was most disrupted by the perceived presence of predators.
- Response to conspecific calls suggests they viewed them as sources of conflict.
- They were sensitive to auditory presence of corvids that compete for resources but ignored non-competitor species.

1 **Title:** Behavioural responses of Eastern grey squirrels, *Sciurus carolinensis*, to cues of risk while  
2 foraging.

3

4 **Authors:**

5 Kimberley Jayne <sup>a\*</sup>, Stephen E.G. Lea <sup>a</sup> and Lisa A. Leaver <sup>a</sup>.

6 <sup>a</sup> Centre for Research in Animal Behaviour, Psychology, University of Exeter, UK.

7 \* Contact for correspondence post-publication: kimberley.jayne@outlook.com

8

9 **Corresponding author during refereeing:**

10 Author: Kimberley Jayne.

11 Telephone: (UK +44) 07919 237 236

12 Email: kimberley.jayne@outlook.com

13 Address: 23A Fore Street, St Marychurch, Torquay, Devon TQ1 4PU.

14

15 **Document text word count:** 6874



37 **1. Introduction**

38 Grey squirrels frequently forage within a context of conspecifics, heterospecifics (including  
39 competitors) and potential predators. Social foraging can benefit the individual in a number of ways,  
40 including providing information about optimal foraging conditions and reducing costs associated with  
41 predation risk. However there are fitness costs associated with increased competition from social  
42 foraging, and there is some evidence to suggest that there might be a trade-off between reducing the  
43 risks posed by predation and competition. In the current study we examined whether grey squirrels are  
44 differentially sensitive to different cues of risk while foraging, and we looked at how their behaviour  
45 is modified in response to social and predatory risks.

46

47 *1.1. Foraging among conspecifics: the costs and benefits*

48

49 The social environment can influence an individual's decisions on where and when to forage.  
50 Foraging alongside others can benefit individuals by allowing them to more easily locate resources  
51 through a process of local enhancement (Adams & Jacobs 2007; Heyes et al. 2000), and informing  
52 them about the optimal place to search for food (Galef & Giraldeau 2001). Conspecifics can provide  
53 information about when it is safe to forage (Galef & Giraldeau 2001), reduce the need for vigilance  
54 during feeding (Lima 1995), and reduce predation risk by dilution (Bednekoff & Lima 1998; Elgar  
55 1989; Galef & Giraldeau 2001; Rausch et al. 2012).

56

57 However, social foraging also presents a fitness cost to the forager. Individuals must compete with  
58 one another for the same food resources while foraging and during cache recovery, and increased  
59 competition can increase the possibility of antagonistic encounters (Gerber et al. 2004). Dominant  
60 grey squirrels have been found to use their rank to monopolise a food patch to sequester food to eat  
61 and store (Allen & Aspey 1986; Flyger 1955; 1960; Horwich 1972; Koprowski 1996; Pack et al.  
62 1967; Taylor 1966; Thompson 1978). Some grey squirrels will act in ways that help to avoid  
63 antagonistic interaction with conspecifics while foraging, such as transporting food away from a food  
64 patch (Hopewell et al. 2008), increasing their vigilance levels (Tarigan 1994), or demonstrating alarm

65 behaviour including tail flagging, barking and vigilance which may serve to ward off potential  
66 competitors (Partan et al. 2010; Partan et al. 2009). All these behaviours can only be performed at a  
67 cost to time spent foraging.

68

### 69 *1.2. Foraging among competing heterospecifics: the costs and benefits*

70

71 Foraging in the presence of heterospecifics that share similar food sources, habitats or predators may  
72 have some of the same advantages as foraging with conspecifics. Avarguès-Weber et al. (2013)  
73 suggest that heterospecifics could provide as much valuable information as conspecifics. For instance,  
74 some sciurids eavesdrop on the alarm calls of sympatric bird species in order to obtain information on  
75 predation risk (red squirrel, *Sciurus vulgaris*: Randler 2006a; Eastern chipmunk, *Tamias striatus*:  
76 Schmidt et al. 2008). However, fewer studies have investigated whether heterospecifics could enhance  
77 information about optimal foraging locations, with the majority of these on invertebrates and birds  
78 (Avarguès-Weber et al. 2013), though squirrels are known to forage at the same food patches as other  
79 species and compete with them for access (Bekoff et al. 1999; Fisler 1977; Wauters et al. 2001;  
80 Wauters et al. 2000).

81

82 As with conspecifics, there are disadvantages as well as advantages in foraging with heterospecifics.  
83 Corvids live alongside grey squirrels and compete for some of the same resources while foraging and  
84 storing food. Some species of corvid could pose a particular threat because they have been  
85 demonstrated to possess good observational spatial memory, which can increase their accuracy for  
86 locating caches they have seen being made by others (Mexican jays, *Aphelocoma ultramarine*, and  
87 pinyon jays, *Gymnorhinus cyanocephalus*: Bednekoff & Balda 1996a; 1996b; Western scrub jays,  
88 *Aphelocoma californica*: Watanabe & Clayton 2007). There is also evidence of corvids following  
89 grey squirrels and raiding their caches after observing them being made (Vernelli 2013). Two studies  
90 have directly investigated the role that corvids might play as competitors for caches. Schmidt and  
91 Ostfeld (2008) used playbacks of jay vocalisations at varying distances to simulate pilferage risk to  
92 caching grey squirrels. They found that squirrels reduced their effort when recovering cached food if



93 recordings of blue jays, *Cyanocitta cristata*, were played closer to the foraging patch while they were  
94 caching. However, when actually storing food, squirrels do not appear to be sensitive to a corvid  
95 audience in the same way as they are to a conspecific audience. Leaver et al. (2007) reported that grey  
96 squirrels spaced their caches farther apart in the presence of conspecifics, and oriented with their backs  
97 to conspecifics when caching, but they did not do this when caching in the presence of corvids. They  
98 suggest that facing away from corvids while caching may not provide the cache protection advantages  
99 that it has to a conspecific audience, given that corvids can fly to observe the caching squirrel from an  
100 aerial location. Given that corvids pose similar risks as conspecifics to foraging and caching grey  
101 squirrels there are good reasons to expect squirrels to react to them as heterospecific pilferers.

102

### 103 *1.3. Predation risk while foraging*

104

105 A further factor that impacts upon foraging is the threat of predation. Urban grey squirrels are prey to  
106 a variety of species including red foxes, *Vulpes vulpes* (Booth et al. 2012; Müller-Schwarze 2009;  
107 Rausch et al. 2012), raptors such as red-tailed hawks, *Buteo jamaicensis* (Temple 1987), and domestic  
108 animals such as dogs, *Canis familiaris* (Makowska & Kramer 2007). Frequently there is a trade-off  
109 between foraging efficiency and reducing predation risk. Grey squirrels engage in anti-predator  
110 behaviour, including bipedal vigilance (Makowska & Kramer 2007), and alarm vocalisations (Bakken  
111 1959; Horwich 1972; Lishak 1977; Partan et al. 2010; Partan et al. 2009), all of which can incur a cost  
112 to time spent foraging (Makowska & Kramer 2007; Shonfield 2011). Predation risk also affects  
113 decisions about where to forage and for how long. In locations where predation risk is high, grey  
114 squirrels reduce their foraging time compared to areas under tree canopy or shade (Booth, et al. 2012;  
115 Bowers et al. 1993; Brown et al. 1992; Kilpatrick 2003; Newman et al. 1988), and will transport food  
116 to eat in an area of cover (Lima & Valone 1986; Lima et al. 1985).

117

118 However, often locations that are less exposed to predation also have increased foraging competition.  
119 Thus, sometimes individuals forage and cache in locations more exposed to predators in order to  
120 avoid interactions with more dominant competitors (willow tit, *Parus montanus*: Ekman 1987;

121 Koivula et al. 1994; Lahti et al. 1998; crested tit, *Parus cristatus*: Lens et al. 1994). Grey squirrels  
122 have also been found to trade-off the risk of cache theft against the risk of predation, preferring to  
123 cache more profitable food items in open areas exposed to predators compared to storing non-  
124 profitable items closer to tree-cover where there is also a higher risk of cache theft (Steele et al. 2014).  
125 These studies demonstrate that foraging individuals do not always act in ways to simply minimise  
126 predation risk, but that the role of the social environment heavily influences foraging and hoarding  
127 decisions about predation risk. However, less is known about what contribution social and predatory  
128 risks make to overall foraging decisions.

129

#### 130 *1.4. Risks while foraging: conspecific-and heterospecific-competition and predation risk*

131

132 It is clear that squirrels face a multi-way trade-off in choosing where and when to forage, in terms of  
133 the costs and benefits of social foraging and the costs of predation. They engage in different  
134 behavioural strategies to offset these risks while foraging and storing food, such as engaging in  
135 vigilance behaviour (Partan et al. 2010; Partan et al. 2009; Tarigan 1994), or changing how they  
136 forage, cache and recover food (Hopewell & Leaver 2008; Hopewell et al. 2008; Leaver et al. 2007;  
137 Steele et al. 2008; Schmidt & Ostfeld 2008). While elements of this trade-off have been considered  
138 before so that we know how grey squirrels respond to individual cues, the full system has not, so less  
139 is known about how responses to different risk factors compare against one another. The current study  
140 isolates responses to different cues of risk while foraging to determine what relative contribution they  
141 make to foraging decisions.

142

143 In the current study we used auditory playbacks to simulate some of the risks that wild grey squirrels  
144 might face while foraging: risks posed by other squirrels, risks posed by other species that compete  
145 for the same resources as squirrels (corvids), and risks posed by predators. We compared these with  
146 calls of non-competitor passerine species to determine their response to non-competitors that  
147 frequently forage within the same patch, as well as incorporating a white noise control condition in  
148 order to determine whether responses noted were specific to sound type *versus* general responses to

149 any noise. We monitored behavioural changes in alert behaviour (vigilance, escape and vocalisations)  
150 and foraging duration and distance from safety, across three time periods (before, during or after  
151 playback). Auditory playbacks provide a powerful tool in many behavioural studies of wild animals  
152 and can be particularly useful for monitoring behavioural responses to risk cues (e.g., Murphy et al.  
153 2013). This technique allowed us to isolate responses to the three different risk factors in order to  
154 determine their relative significance in modifying squirrels' foraging and alert behaviours.

155

156 We predicted that if squirrels respond to the calls of conspecifics and corvids (as opposed to other  
157 passerine species) as potential competitors for resources, then they should act in ways which  
158 maximise foraging, including engaging less time in alert behaviour (being vigilant, escaping to areas  
159 of safety, vocalising) and more time spent foraging. On the other hand, if they respond to conspecifics  
160 and heterospecifics as sources of antagonistic interaction, then we predicted that they would act in  
161 ways to minimise potential contact by increasing their alert behaviour, and foraging farther away from  
162 trees where there might be fewer competitors. Finally we predicted that the predator playback would  
163 increase the time squirrels engaged in alert behaviour, which would be performed at a cost to  
164 foraging, and that they would respond by seeking areas closer to safety, or escape into trees.

165

## 166 **2. Method**

167

### 168 *2.1 Study sites and sample*

169

170 Two seasons of observations were carried out in urban parkland in South and East Devon between  
171 0900-1600 hours from October 2012 through January 2013 and again from October through  
172 December 2014 to coincide with the peak foraging season of grey squirrels in this region. Sites were  
173 selected where squirrels were foraging or had previously been seen foraging. We visited a total of 97  
174 different locations, observing one squirrel at each site. For the first season of observations (2012-  
175 2013) forty of these locations provided satisfactory independent experimental observations of adult  
176 squirrels that remained in view for the necessary length of time to conduct observations (criteria are

177 discussed later in detail). The sites where a playback failed in the first season were revisited in 2014,  
178 where we successfully obtained data from an additional 21 sites. All sites were more than 300 metres  
179 apart from one another (monitored using Free GPS iPhone application by Code Burners and verified  
180 by www.itouchmap.com) to avoid overlapping home ranges between individuals (the maximum  
181 known linear measure of home range size recorded for a grey squirrel is 136.7 metres: Doebel & Mc  
182 Ginnes 1974, a measure which has been used for the same purpose in other recent grey squirrel  
183 studies, e.g., Getschow et al. 2013); therefore we can say with a good degree of certainty that our  
184 observations at different sites are independent. Neighbouring sites were not tested on the same day in  
185 order to minimise effects of playbacks being overheard by nearby squirrels.

186

## 187 *2.2. Experimental design and playback stimuli*

188

189 This study used a between subjects design so that each squirrel was exposed to one playback  
190 condition. During the first testing season we exposed one squirrel at each of the independent sites one  
191 of the following playbacks: squirrel call (N=10), heterospecific competitor corvid call (N=10),  
192 predator call (N=10), or white noise (N=10). During the second testing season we exposed one  
193 squirrel at each of our testing site one of the following playbacks: calls of heterospecific non-  
194 competitor neighbour species, namely non-corvid passerines (N=9), corvid calls (N=7), or white noise  
195 (N=5). Each playback was unique and only used once during the study, to minimise the possibility  
196 for pseudoreplication and control for the potential referential content of the calls (Kroodsmas 1989),  
197 excluding the white noise playback which was used as a control stimulus and played at 15 different  
198 sites (specific details on the playbacks used is available as supplementary material). In an effort to  
199 have a roughly equal number for each of the conditions during each testing season, the order that each  
200 playback stimuli was presented was predetermined.

201

202 Each audio stimulus was taken from digital recordings of vocalisations coming from a single  
203 individual. Using Audacity 2.0.3, recordings were edited to be monophonic, background noise was  
204 removed, and they were cut to provide 15 seconds of playback. During the 15 second playback the

205 audio was intermittent rather than continuous, but it was edited so that there was no more than 3  
206 seconds of silence between each sound made. During the 15 seconds of playback each of the sounds  
207 emitted was unique, in that they were not digitally edited to be repeated, but naturally followed on  
208 from one another in the original digital recording.

209

210 The calls were levelled using iTunes. The amplitude for each call was adjusted using a sound level  
211 meter (Cirrus Research Limited Sound Level Meter, verified using Free GPS Version 3.6.2 iPhone  
212 application) at 1 metre from the source in the type of natural environment in which the experiments  
213 took place, to the average natural peak amplitude of the stimulus species. All of the types of  
214 vocalisations chosen ranged between 50-100dB and were relatively similar in structure to one another  
215 across categories (sample spectrograms available as supplementary material). The average squirrel  
216 playback amplitude was at a natural peak of 70dB (Lishak 1982, 1984); average corvid peak playback  
217 amplitude was 75dB (Blumstein et al. 2000; Goodson & Adkins-Regan 1997; Heinrich 1988; Searcy  
218 & Caine 2003); average predator calls peaked at 80dB (raptor: Chu, 2001; Jurisevic & Sanderson  
219 1998; Krüger 2002; Searcy & Caine 2003; fox: Frommolt et al. 2003; domestic dog: Randler 2006b);  
220 average non-competitor passerine peak playback amplitude was 80dB (Ritschard et al. 2012 and  
221 references therein); and white noise was at a constant 90dB (which has been used as the maximum  
222 sound intensity in previous playback studies with grey squirrels, e.g., Schmidt & Ostfeld 2008). Calls  
223 were played using an iPhone4S (volume adjusted to pre-determined dB level for each call) connected  
224 by a 25 metre audio cable to an X-mini™ II speaker at full volume, so that the observer could operate  
225 the calls at a distance to the speaker away from the main observation area.

226

### 227 *2.3 Procedure and measures*

228

229 Three principal observers were involved in collecting data for this study. We achieved high levels of  
230 inter- observer reliability (between 76-100% agreement for all measures, calculated using the index of  
231 concordance technique reported in Martin & Bateson 1993), but worked in pairs for the majority of  
232 observations (N = 27 out of 40) to ensure consistency in recording. Observers sat at the edge of the

233 observation site (starting observations at a minimum of approximately 20m from the nearest squirrel),  
234 close to shrubs or a tree. The speaker was placed on the ground in the centre of the observation area, a  
235 minimum of 5m away from the base of a tree/shrub, covered with leaves or grass, and operated from a  
236 distance using an iPhone4S. Observation of a focal individual would commence 5 minutes after  
237 arriving at the study site to allow the animal time to habituate to our presence.

238

239 A focal squirrel was selected using opportunity sampling of any squirrel that was on the ground, and a  
240 description of its behaviour was recorded using a digital audio voice recorder (iPhone4S or Olympus  
241 DM-450). Continuous sampling was used to monitor the start and end times of all behaviours and  
242 changes in location of the focal squirrel. Observers recorded the following behaviours, focussing on  
243 activities that might affect fitness (McGregor 2000). (1) Vigilance: while on ground, individual stops  
244 current behaviour, becomes bipedal with body in a stretched upright position with head high, ears  
245 forward, and not eating or manipulating food, but can be holding food, may also be tail flagging, or  
246 foot tapping (adapted from Blumstein & Arnold 1995, & Partan et al 2010). (2) Escape: fleeing to an  
247 area of refuge. (3) Foraging: searching for food, manipulating items, eating food, carrying food,  
248 caching food; can be bipedal or quadrupedal, but must be on the ground. (4) Vocalisation. (5) Mean  
249 distance to an area of refuge, to the nearest .5m: refuge included any natural or man-made structure  
250 that would provide safety from a terrestrial or aerial predator.

251

252 Before commencing playback, observers collected 3 minutes of continuous behavioural data from one  
253 focal squirrel. After this time the 15 second auditory stimulus was played if the conditions adhered to  
254 the following criteria: the squirrel had remained on the ground for a minimum of 75 seconds  
255 immediately prior to the onset of the playback, had not engaged in alert behaviours (vigilance,  
256 vocalisation, escape) during the prior 30 seconds, was within 10-30 metre range of the speaker, and  
257 had not been exposed to the natural auditory presence of conspecifics, passerine species, or predators.  
258 Observers continued watching the focal squirrel for a further 3 minutes after the playback had ended  
259 if it remained in sight. If it escaped up a tree and was still visible we continued to monitor behaviour  
260 for a further 3 minutes, and waited to record its latency to return from the tree if this continued

261 beyond 3 minutes (maximum latency was 196 seconds). In the first season of observations a total of  
262 56 out of 97 observations were discarded before playback commenced because the observations did  
263 not meet these criteria (essentially squirrels were not in sight long enough), and one observation was  
264 discarded during playback because the focal squirrel went out of sight at the time of the playback; in  
265 the second season of observations, all 56 locations were visited where an observation had failed in the  
266 previous season, a total of 35 observations were discarded before playback commenced because the  
267 observations did not meet these criteria.

268

#### 269 *2.4. Statistics*

270

271 Analyses were conducted separately for each season of observations. For the first season we carried  
272 out a 3 x 4 mixed design repeated measures analysis of variance (ANOVA) to examine the main  
273 effects of time-period (pre-, during- and post-playback) and condition (conspecific, corvid, predator,  
274 control), and the time-period by condition interactions on the following dependent measures:  
275 vigilance duration, foraging duration and foraging/vigilance mean distance to refuge. For the second  
276 season we carried out a 3x3 mixed design repeated measures ANOVA to examine the main effects of  
277 time period (pre-, during- and post-playback) and condition (non-competitor passerine, corvid, white  
278 noise) and time by condition interactions on the following measures: vigilance duration, foraging  
279 duration and foraging/vigilance distance to refuge. Data for the measure 'distance' were transformed  
280 using a square root transformation which corrected violated assumptions of sphericity, homogeneity  
281 of variance and equality of covariances. We used the more robust Pillai's Trace significance test.  $P \leq$   
282 0.05 was the criterion to further examine the outcome of the model. All follow-up pairwise  
283 comparison contrast tests were conducted with a Bonferroni adjustment to account for multiple  
284 comparisons.

285

286 We performed a separate chi-square analysis to assess differences between conditions and time-  
287 periods on frequency of escape behaviour across the two seasons.

288

289 If the focal squirrel had responded to the playback by demonstrating any alert behaviour (the  
290 individual stopped foraging, and commenced vigilance, vocalisation, or escape behaviour during the  
291 stimulus playback) we measured the time it took for the squirrel to resume foraging from the time the  
292 call was played. Data were transformed using a square root transformation which corrected violated  
293 assumptions of homogeneity of variances. Once again, two separate one-way between subjects  
294 ANOVAs were conducted to examine differences in latencies between the four conditions for the first  
295 season, and the three conditions for the second season. Subsequent planned follow-up pairwise  
296 comparison contrast tests were conducted using a Bonferroni adjusted alpha level.

297

298 We used Microsoft Excel 2010 and SPSS Version 16.0 to carry out the analyses.

299

### 300 **3. Results**

301

302 Descriptive statistics for vigilance and foraging durations across the playback conditions in each  
303 season during the three time periods are displayed in Table 1.

304

305 Insert Table 1

306 Table 1. *Descriptive statistics showing mean (and standard deviation) of behaviour during the three*  
307 *playback periods for each of the conditions in (a) season one and (b) season two.*

308

#### 309 *3.1. Foraging and vigilance durations and distance to cover*

##### 310 *3.1.1. Season one*

311 A mixed ANOVA (with condition as the between-subjects factor and time-period as the within  
312 subjects factor) showed no main effect of time-period or condition on distance to refuge ( $P > .05$ ).

313 There were significant main effects of time-period on vigilance duration ( $F_{2,72} = 14.11, P < .001$ ,  
314 sphericity assumed) and foraging duration ( $F_{2,72} = 6.40, P = 0.003$ , sphericity assumed), both with a  
315 moderate effect size (Partial Eta squared .28 and .15 respectively), and these are illustrated in Figure  
316 1. There was no time-period by condition interaction on distance to refuge (lower bound test,  $P > .05$ ),



317 but there was a significant time-period by condition interaction on vigilance duration ( $F_{6,72} = 3.67$ ,  $P =$   
318 0.003, sphericity assumed) and foraging duration ( $F_{6,72} = 3.40$ ,  $P = .005$ , sphericity assumed), both  
319 with a moderate effect size (Partial Eta squared .23 and .22 respectively).

320

321 Subsequent planned contrast tests were carried out using a Bonferroni adjusted alpha level for the  
322 main effects of time period on vigilance and foraging durations. For vigilance duration there were  
323 significant differences between the pre- and during-playback conditions ( $P < .001$ ) and between the  
324 during- and post-playback conditions ( $P < .001$ ). Figure 1(a) shows that squirrels spent significantly  
325 more time being vigilant when the call was being played compared to the pre- and post-playback time  
326 periods, indicating that they attended to the playbacks. For foraging duration there was a significant  
327 difference between the pre- and during-playback conditions ( $P = .002$ ), and the differences between  
328 the pre- and post-playback conditions approached significance ( $P = .028$  NS, using a Bonferroni  
329 adjusted alpha level of  $P \leq .017$ ). Figure 1(b) shows that squirrels spent significantly more time  
330 foraging prior to the playback compared to when the call was being played, and there was a trend for  
331 them to spend more time foraging after the call had been played compared to when the call was being  
332 played.

333

334 Insert Figure 1

335

336 For the time-period by condition interaction we conducted planned follow-up analyses to examine  
337 differences between the four conditions at the 'during-playback' and post-playback periods. We  
338 conducted a MANOVA with condition as a fixed factor and vigilance duration during playback and  
339 foraging duration during playback as dependent measures. During playback we found significant  
340 effects of condition for vigilance duration ( $F_{3,36} = 3.98$ ,  $P = .015$ ) and foraging duration ( $F_{3,36} = 4.64$ ,  
341  $P = .008$ ), both with a moderate effect size (Partial Eta squared .25 and .28 respectively), and these are  
342 illustrated in Figure 2. However, there were no significant differences between conditions post-  
343 playback ( $P > 0.05$ ). Subsequent planned contrast tests using a Bonferroni adjusted alpha level  
344 revealed significant differences between both vigilance duration and foraging duration for the

345 predator and control conditions during playback ( $P = .002$ ,  $P = .001$  respectively). During the  
346 experimental playback period, squirrels exposed to predator calls spent significantly more time being  
347 vigilant compared to the control condition, and spend significantly less time foraging than during the  
348 control condition.

349

350 Insert Figure 2

351

### 352 3.1.2. Season two

353 A mixed ANOVA (with condition as the between-subjects factor and time-period as the within  
354 subjects factor) showed no main effect of time period or condition on distance to refuge ( $P > .05$ ).

355 There was a significant main effect of time period on vigilance duration ( $F_{2,34} = 3.99$ ,  $P = .028$ ,

356 sphericity assumed, moderate effect size .19), a significant main effect of condition on

357 vigilance duration ( $F_{2,17} = 20.90$ ,  $P \leq .001$ , high effect size .71), but no time by condition

358 interaction on vigilance duration ( $F_{4,34} = 5.72$ ,  $P = .051$ ). There was also a significant main

359 effect of condition on foraging duration ( $F_{2,18} = 4.76$ ,  $P = .022$ , moderate effect size .35),

360 but no significant main effect of time period on foraging duration ( $P > .05$ ), and no

361 significant time by condition interaction on foraging duration ( $P > .05$ ).

362

363 Subsequent planned contrast tests were carried out using a Bonferroni adjusted alpha level for

364 the main effects of time period and condition on vigilance duration, the results of which are

365 included in Figure 3. For time period there were significant differences between the pre- and

366 during periods ( $P < 0.05$ ), with squirrels spending significantly more time being vigilant

367 during the playback than before the playback, as seen in Figure 3(a). For condition, squirrels

368 spent significantly more time being vigilant in the corvid condition compared to the non-

369 competitor passerine condition ( $P \leq .001$ ), and significantly more time being vigilant in the

370 corvid condition compared to the white noise condition ( $P \leq .001$ ) as seen in Figure 3(b).

371

372 Insert Figure 3.

373

374 For the effect of playback condition on foraging duration, follow-up planned contrast tests revealed a  
375 significant difference between the corvid and non-competitor passerine conditions ( $P = .022$ ). Figure  
376 4 shows that squirrels spent significantly more time foraging in the non-competitor passerine  
377 condition compared to the corvid condition.

378

379 Insert Figure 4.

380

### 381 *3.2. Frequency of escape behaviour*

382

383 A chi square test was carried out to assess differences between conditions and between the time  
384 periods for frequency of escape behaviour for each season. We did not find any significant differences  
385 in the amount of escape behaviour demonstrated between the conditions or for the different time  
386 periods ( $P > .05$ ).

387

### 388 *3.3. Latency to resume foraging post-playback-initiated-alert-behaviour*

389

#### 390 *3.3.1. Season one*

391 Except in the control condition, focal squirrels nearly always stopped foraging to some form of alert  
392 behaviour during playback; only one squirrel in each of the conspecific and corvid conditions (and  
393 none in the predator condition) appeared to ignore the playback. In contrast, seven of the ten squirrels  
394 in the control condition did not change their behaviour in response to the white noise. Figure 5 shows  
395 latency to resume foraging after displaying alert behaviour during playback, and reveals that squirrels  
396 responded similarly to the conspecific and corvid playbacks, and in both cases latencies to return to  
397 foraging were longer than in the control condition. Squirrels took even more time to resume foraging

398 behaviour when exposed to the predator playback compared to the three other conditions. These data  
399 were analysed using a one-way between subjects ANOVA which revealed a statistically significant  
400 difference between the conditions ( $F_{3,36} = 26.90, P < .001$ ) with a large effect size (Partial Eta squared  
401 .69). Subsequent planned contrast tests using a Bonferroni adjusted alpha level, revealed significant  
402 differences between all conditions ( $P < .001$ ), excluding the conspecific and corvid conditions whose  
403 condition means were not significantly different from one another ( $P > 0.008$ ), see Figure 5.

404

405 Insert Figure 5

406

### 407 3.3.2. *Season two*

408 We recorded alert behaviour in the same manner as per season one. On 3 out of 9 occasions, the focal  
409 squirrel responded to the call of the non-competitor passerine species by demonstrating alert  
410 behaviour for 4 seconds or less; on the other 6 occasions that this call was played the focal squirrel  
411 showed no behavioural response to the call. In the control condition, one focal individual  
412 demonstrated alert behaviour. In contrast, all focal squirrels responded to the corvid playbacks by  
413 switching from foraging to alert behaviour. Figure 6 shows average latency to resume foraging after  
414 displaying alert behaviour during playback, and reveals that squirrels responded similarly in response  
415 to the non-competitor passerine and control playbacks, and in both cases latencies to return to  
416 foraging were  $\leq 1$  second. Squirrels took more time to resume foraging behaviour when exposed to the  
417 corvid playback compared to the other two conditions. These data were analysed using a one-way  
418 between subjects ANOVA which revealed a statistically significant difference between the conditions  
419 ( $F_{2,18} = 9.53, P = .002$ ) with a moderate effect size (Partial Eta squared .51). Subsequent planned  
420 contrast tests using a Bonferroni adjusted alpha level revealed significant differences between the  
421 corvid and non-competitor passerine conditions ( $P = .003$ ), and the corvid and control conditions ( $P =$   
422 .007), see Figure 6.

423

424 Insert Figure 6

425

426 **4. Discussion**

427

428 Across both seasons we found a strong effect of time-period on vigilance duration, and a strong effect  
429 of time-period on foraging duration in season one. During the period when the stimulus was being  
430 played, there was an overall decrease in foraging and an increase in vigilance. In particular, squirrels  
431 displayed more vigilance and less foraging when exposed to predator playbacks compared to the  
432 control white noise playbacks. Across both seasons we also found significant differences between  
433 latencies to resume foraging depending upon which call was played. Squirrels exposed to the predator  
434 playback took longer to resume foraging after the playback compared to the corvid and conspecific  
435 conditions to which squirrels responded similarly, taking longer to resume foraging than those  
436 squirrels in the non-competitor passerine and control condition who scarcely responded to the  
437 playback.

438

439 Overall our results show that grey squirrels responded to the playbacks of corvids and conspecifics  
440 similarly by displaying alert behaviour when the calls were played and delayed recommencing their  
441 foraging behaviour after the calls had ceased, while they were unresponsive to calls of non-competitor  
442 species. This finding implies that there are potential costs associated with the auditory presence of  
443 conspecifics and corvids, in comparison to the auditory presence of other passerines who do not  
444 necessitate the need for increased vigilance. This supports our hypothesis that squirrels respond to  
445 corvids and conspecifics as sources of potential antagonistic encounters, acting in ways that increase  
446 their ability to monitor their surroundings by pausing their foraging behaviour, as opposed to  
447 increasing their foraging to offset the increased competition. Likewise, squirrels responded to predator  
448 calls by increasing the time they were engaged in alert behaviour during the playback, which was  
449 performed at a cost to foraging as we predicted. However, our study shows that although the different  
450 cues of risk had similar disruptive effects on foraging, there were differences in degree of response,  
451 with predatory cues bringing about longer disruption to foraging than other social cues; clearly the  
452 cost of not spotting a predator would be higher than for not attending to social cues.

453

454 It is important to point out that all of these calls were, essentially, false alarms from the squirrels'  
455 point of view. As a result, we cannot conclude with confidence that their behaviour would have been  
456 similar had they actually located the source of the sounds. The squirrels in this study heard but failed  
457 to visually locate another animal. Had they actually spotted an animal with the corresponding  
458 playback whilst foraging, they may have made other behavioural changes in response to the particular  
459 individual, such as increasing foraging, or moving away from the competitor, which were not present  
460 in this study. Observational studies of actual responses to natural predators and competitors in  
461 conjunction with controlled experiments allowing more direct comparisons will help to give a broader  
462 understanding of the nuanced trade-offs made by foraging squirrels.

463

#### 464 *4.1. Foraging among competitors*

465

466 Previous studies demonstrate that while there are benefits to social foraging (reviewed in Galef &  
467 Giraldeau 2001), for an asocial species like the grey squirrel (Koprowski 1996) there are a number of  
468 costs associated with foraging nearby either conspecifics or heterospecifics who use the same  
469 resources. The increased competition for resources fosters a need to spend more time foraging  
470 (Pravosudov & Lucas 2000), and the potential for agonistic encounters encourages more vigilance  
471 behaviour (Tarigan 1994), but is performed at a cost to foraging (Makowska & Kramer 2007;  
472 Shonfield 2011). Our study clarifies how grey squirrels respond to potential sources of competition  
473 while foraging in comparison to non-competitor species. In response to the risks of conspecific and  
474 corvids, squirrels predominately acted in ways to indicate that they viewed these calls as a signal of  
475 potential antagonistic interaction, as opposed to a signal of increased foraging competition, though as  
476 we pointed out earlier, we cannot conclude that they would respond similarly to the actual presence of  
477 a competitor.

478

479 The effect of the playback on foraging was not prolonged: *after* the playback had *ended* squirrels re-  
480 started foraging in an average of 12 seconds in the conspecific condition and 15 seconds for the  
481 heterospecific condition. It seems that squirrels benefit by being wary of nearby competitors, but

482 resume foraging soon after the threat of competition ceases. It is reasonable that squirrels should not  
483 remain disturbed for an extended period after the auditory risk has ceased, as it is more profitable for  
484 them to maintain a consistently high level of foraging and engage in occasional bouts of vigilance  
485 after exposure to a risk cue. In particular, there may be high costs associated with reduced foraging at  
486 a time of year when squirrels are increasingly busy caching food for the approaching winter months.  
487 It is possible that alert behaviours might extend for a longer period of time at other times of year when  
488 the associated foraging costs are not as high.

489

490 In comparison to other passerines, corvids share similar resources with squirrels and are also known  
491 to pilfer their caches (Vernelli 2013). However, based upon the past literature it was unclear how  
492 squirrels would react to the corvid playbacks. Leaver et al. (2007) report that squirrels do not change  
493 their behaviour *during* caching in the presence of corvids, and Schmidt and Ostfeld (2008) report that  
494 they do alter their behaviour when *recovering* caches made in the presence of corvids. Our current  
495 study provides evidence that squirrels are sensitive to the auditory presence of corvids in comparison  
496 to other passerines of whom they tend to ignore. Furthermore, they respond to corvid vocalisations in  
497 a similar manner to the alarm calls of conspecifics while foraging. A recent study has found that grey  
498 squirrels are responsive to alarm calls made by passerine species if they are acoustically similar to  
499 squirrel calls (Getschow et al. 2013). However, in our study the corvid calls were not alarm calls but  
500 instead contact calls directed at other birds. Corvids vocalising to one another could pose an  
501 aggressive hazard to a lone foraging squirrel; they are often larger than grey squirrels, and frequently  
502 forage with other corvids for the same resources as squirrels. Thus it seems adaptive that the squirrels  
503 respond by engaging in alert behaviour temporarily until the potential threat has passed. The specific  
504 risk which corvids pose to squirrels, whether as competitors for food, cache thieves, sources of  
505 aggression, or all three, is still open to more investigation, but our current study highlights that further  
506 research in this area would be valuable in order to more fully understand interspecific foraging  
507 competition.

508

509 *4.2. Foraging among competitors and predators*

510

511 Our study also contributes to the existing literature of how predation risk affects the foraging  
512 behaviour of grey squirrels. When under increased perceived risk of predation grey squirrels engage  
513 in more vigilance behaviour (Partan et al 2010; Partan et al. 2009), which incurs a cost to the amount  
514 of time spent foraging (Brown et al. 1992; Makowska & Kramer 2007; Shonfield 2011). In addition,  
515 because we have isolated responses to social and predatory risk cues, our study directly compares the  
516 contribution that each of these make to overall behavioural responses during foraging. Previous  
517 research has shown that while some individuals preferentially forage and eat in areas closer to safety  
518 (Booth, et al. 2012; Bowers et al. 1993; Brown et al. 1992; Kilpatrick 2003; Lima & Valone 1986;  
519 Lima et al. 1985; Newman et al. 1988), some will forage or cache in locations more exposed to  
520 predators when the risk of competition is high (Ekman 1987; Koivula et al. 1994; Lahti et al. 1998;  
521 Steele et al. 2014). In the current study we have shown that squirrels responded similarly to both  
522 predatory and social risks by interrupting their foraging behaviour and engaging in alert behaviours,  
523 social risks had less enduring disruptive effects to foraging than the predator cues. Further research of  
524 this nature could help to determine whether the presence of foraging competitors reduces the cost of  
525 defence against predators. Indeed separate studies have reported that squirrels will monitor alarm calls  
526 of both competing conspecifics (Partan et al. 2010; Partan et al. 2009) and heterospecifics (Randler  
527 2006a; Schmidt et al. 2008) and change their vigilance behaviour accordingly. Thus being alert to  
528 calls of competitors reduces the need for sustained vigilance to calls of predators. Nevertheless, in an  
529 environment where all three cues of risk would be present it is likely that squirrels would be tolerant  
530 to nearby heterospecifics and conspecifics despite their potential disruptive effects to foraging. It is  
531 also likely that the squirrels' differential responses to predator *versus* competitor cues was due to the  
532 differential cost of failing to locate a potential predator (death) compared to that of failing to locate a  
533 potential competitor (loss of food items).

534

535 It is possible that our conspecific playback stimuli also signalled predation risk. Squirrels  
536 communicate through a variety of means (auditory, Horwich, 1972; Lishak, 1982; Lishak, 1984;  
537 olfactory, Taylor, 1977; visual, Thompson, 1978) yet most of their communication tends to relate to



538 aggression or threatening conditions (Clark, 2005; Horwich 1972; Gurnell 1987; Steele & Koprowski,  
539 2001) and is primarily used for resource guarding (Thompson, 1978), during mating (Thompson,  
540 1977) and as predator alerts directed at both other squirrels and the predator itself (Lishak, 1984),  
541 particularly tail signals and vocalisations (Partan et al. 2009; Partan et al. 2010). The vocalisations  
542 used in our study were combination “kuk” and “quaa” alarm calls (Horwich 1972; Lishak 1984)  
543 which are more likely to be displayed when conspecifics are present (Partan et al. 2010) and therefore  
544 our playbacks could be signalling the risk of conflict with another squirrel, but it is possible that they  
545 may also signal predator presence. It is not currently known whether there are subtle differences in the  
546 nature of calls when directed at a conspecific or otherwise. If subjects were responding to conspecific  
547 calls as predator alerts then we might expect a similar response to the conspecific playback as to the  
548 predator playback. Our results demonstrate that this is not the case; the conspecific vocalisations  
549 appear to present a lesser risk than those of the predator calls. Squirrels reacted to conspecific calls by  
550 interrupting foraging to a lesser degree than when they heard a predator call, and this suggests that the  
551 response may be associated with avoidance of intraspecific conflict rather than cue of predation, as  
552 well as highlighting the likelihood of there being different costs from ignoring calls made by different  
553 species.

554

#### 555 *4.3. Conclusion*

556

557 This study has shown that squirrels responded differently to cues of predation than to cues of  
558 conspecific and heterospecific presence, illustrating how they pose different risks to foraging.  
559 Squirrels responded to these different cues of risk by demonstrating alert behaviour and limiting their  
560 foraging. The perceived presence of competitor species appeared to have short-term disruptive effects  
561 on foraging, rather than facilitating it, suggesting that these calls may signal sources of inter- and  
562 intra-specific conflict. Squirrels did not respond to cues of non-competitor species. Foraging was  
563 disturbed for a greater length of time after predator calls because of more time engaged in alert  
564 behaviour when potential predators could be around. Overall, these behavioural changes were  
565 somewhat short-lived, possibly indicating that there were high costs associated with reduced foraging.

566

567 5. Acknowledgments

568

569 We thank an anonymous reviewer for helpful suggestions on an earlier version of the manuscript. We  
570 thank Frankie Punzi and Amy Smith for their assistance with data collection and Trish Ashley, Sarah  
571 Bagnall, Ricky Dale and Harriet Pinn for their help locating squirrels. This research was funded by an  
572 Exeter Graduate Fellow scholarship. This study was carried out in accordance with the Association  
573 for the Study of Animal Behaviour Guidelines for the Treatment of Animals in Behavioural Research  
574 and Teaching (2012) and the University of Exeter Psychology Research Ethics Committee.

575

576 **References**

577

578 Adams, M. M., & Jacobs, L. F. (2007). *Cognition for foraging*. In D. W. Stephens, J. S. Brown & R.  
579 C. Ydenberg (Eds.), (pp. 105-138). Chicago, IL: University of Chicago.

580 Allen, D., & Aspey, W. (1986). Determinants of social dominance in eastern gray squirrels (*Sciurus*  
581 *carolinensis*): a quantitative assessment. *Animal Behaviour*, 34, 81-89.

582 Avarguès-Weber, A., Dawson, E. H., & Chittka, L. (2013). Mechanisms of social learning across  
583 species boundaries. *Journal of Zoology*, 290(1), 1-11.

584 Bakken, A. (1959). Behavior of gray squirrels. *Proceedings of the Southeastern Association of Game*  
585 *and Fish Commissioners*, 13, 393-406.

586 Bednekoff, P. A., & Balda, R. P. (1996a). Observational spatial memory in Clark's nutcrackers and  
587 Mexican jays. *Animal Behaviour*, 52, 833-839.

588 Bednekoff, P. A., & Balda, R. P. (1996b). Social caching and observational spatial memory in pinyon  
589 jays. *Behaviour*, 133, 807-826.

590 Bednekoff, P. A., & Lima, S. L. (1998). Re-examining safety in numbers: interactions between risk  
591 dilution and collective detection depend upon predator targeting behaviour. *Proceedings of*  
592 *the Royal Society B*, 265(1409), 2021-2026.

593 Bekoff, M., Allen, C., & Grant, M. C. (1999). Feeding decisions by Steller's jays (*Cyanocitta stelleri*):  
594 the utility of a logistic regression model for analyses of where, what, and with whom to eat.  
595 *Ethology*, *105*(5), 393-406.

596 Blumstein, D. T., & Arnold, W. (1995). Situational Specificity in Alpine-marmot Alarm  
597 Communication. *Ethology*, *100*(1), 1-13.

598 Blumstein, D. T., Daniel, J. C., Griffin, A. S., & Evans, C. S. (2000). Insular tammar wallabies  
599 (*Macropus eugenii*) respond to visual but not acoustic cues from predators. *Behavioural*  
600 *Ecology*, *11*(5), 528-535.

601 Booth, A., Gabriel, K., Joseph, K., & Wafo, A. (2012). Investigating eastern gray squirrel (*Sciurus*  
602 *carolinensis*) feeding behaviors in open and shaded habitats in the presence of a red fox  
603 (*Vulpes vulpes*). *University of Maryland Mammalogy Journal*, *1*.

604 Bowers, M. A., Jefferson, J. L., & Kuebler, M. G. (1993). Variation in Giving-Up Densities of  
605 Foraging Chipmunks (*Tamias striatus*) and Squirrels (*Sciurus carolinensis*). *Oikos*, *66*(2),  
606 229-236.

607 Brown, J. S., Morgan, R. A., & Dow, B. D. (1992). Patch use under predation risk: II. A test with fox  
608 squirrels, *Sciurus niger*. *Annales Botanici Fennici*, *29*(311-318).

609 Chu, M. (2001). Vocal mimicry in distress calls of phainopeplas. *The Condor*, *103*(2), 389-395.

610 Clark, R. W. (2005). Pursuit-deterrent communication between prey animals and timber rattlesnakes  
611 (*Crotalus horridus*): the response of snakes to harassment displays. *Behavioral Ecology and*  
612 *Sociobiology*, *59*(2), 258-261.

613 Doebel, J. H., & Mc Ginnes, B. S. (1974). Home range and activity of a grey squirrel population.  
614 *Journal of Wildlife Management*, *38*, 860-867.

615 Ekman, J. (1987). Exposure and time use in willow tit flocks: the cost of subordination. *Animal*  
616 *Behaviour*, *35*, 445-452.

617 Elgar, M. A. (1989). Predator vigilance and group size in mammals and birds: a critical review of the  
618 empirical evidence. *Biological Reviews*, *64*(1), 13-33.

619 Fislser, G. F. (1977). Interspecific heirarchy at an artificial food source. *Animal Behaviour*, *25*, 240-  
620 244.

621 Flyger, V. F. (1955). The social behavior and populations of the gray squirrel (*Sciurus carolinensis*) in  
622 Maryland. (PhD Dissertation ), Johns Hopkins University, Baltimore, Maryland.

623 Frommolt, K. H., Goltsman, M. E., & Macdonald, D. W. (2003). Barking foxes, *Alopex lagopus*: field  
624 experiments in individual recognition in a territorial mammal. *Animal Behavior*, *65*, 509-518.

625 Galef Jr, B. G., & Giraldeau, L. A. (2001). Social influences on foraging in vertebrates: causal  
626 mechanisms and adaptive functions. *Animal Behaviour*, *61*(1), 3-15.

627 Gerber, L., Reichman, O., & Roughgarden, J. (2004). Food hoarding: future value in optimal foraging  
628 decisions. *Ecological Modelling*, *175*, 77-85.

629 Getschow, C. M., Rivers, P., Sterman, S., Lumpkin, D., & Tarvin, K. A. (2013). Does gray squirrel  
630 (*Sciurus carolinensis*) response to heterospecific alarm calls depend on familiarity or acoustic  
631 similarity? *Ethology*, *119*(11), 983-992.

632 Goodson, J. L., & Adkins-Regan, E. (1997). Playback of crows of male Japanese quail elicits female  
633 phonotaxis. *The Condor*, *99*(4), 990-993.

634 Gurnell, J. (1987). *The natural history of squirrels*: Christopher Helm.

635 Heinrich, B. (1988). Winter foraging at carcasses by three sympatric corvids, with emphasis on  
636 recruitment by the raven, *Corvus corax*. *Behavioral Ecology and Sociobiology*, *23*, 141-156.

637 Heyes, C. M., Ray, E. D., Mitchell, C. J., & Nokes, T. (2000). Stimulus enhancement: controls for  
638 social facilitation and local enhancement. *Learning and Motivation*, *31*(2), 83-98.

639 Hopewell, L. J., Leaver, L. A., & Lea, S. E. G. (2008). Effects of competition and food availability on  
640 travel time in scatter-hoarding gray squirrels (*Sciurus carolinensis*). *Behavioral Ecology*, *19*,  
641 1143–1149.

642 Horwich, R. H. (1972). The ontogeny of social behavior in the gray squirrel (*Sciurus carolinensis*).  
643 *Journal of Comparative Ethology*, *8*, 1-103.

644 Jurisevic, M. A., & Sanderson, K. J. (1998). A comparative analysis of distress call structure in  
645 Australian passerine and non-passerine species: influence of size and phylogeny. *Journal of*  
646 *Avian Biology*, *29*(1), 61-71.

647 Kilpatrick, A. M. (2003). The impact of thermoregulatory costs on foraging behaviour: a test with  
648 American Crows (*Corvus brachyrhynchos*) and eastern grey squirrels (*Sciurus carolinensis*).  
649 *Evolutionary Ecology Research*, 5(5), 781-786.

650 Koivula, K., Lahti, K., S., R., & Orell, M. (1994). Do subordinates expose themselves to predation?  
651 Field experiments on feeding site selection by willow tits. *Journal of Avian Biology*, 25, 178-  
652 183.

653 Koprowski, J. L. (1994). *Sciurus carolinensis*. *Mammalian Species*, 480, 1-9.

654 Koprowski, J. L. (1996). Natal philopatry, communal nesting, and kinship in fox squirrels and gray  
655 squirrels. *Journal of Mammalogy*, 77(4), 1006-1016.

656 Kroodsmas, D. E. (1989). Suggested experimental designs for song playbacks. *Animal Behaviour*, 37,  
657 *Part 4(0)*, 600-609.

658 Krüger, O. (2002). Interactions between common buzzard *Buteo buteo* and goshawk *Accipiter*  
659 *gentilis*: trade-offs revealed by a field experiment. *Oikos*, 96(3), 441-452.

660 Lahti, K., Koivula, K., Rytönen, S., Mustonen, T., Welling, P., Pravosudov, V. V., & Orell, M.  
661 (1998). Social influences on food caching in willow tits: a field experiment. *Behavioral*  
662 *Ecology*, 9, 122-129.

663 Leaver, L. A., Hopewell, L. J., Caldwell, C., & Mallarky, L. (2007). Audience effects on food caching  
664 in grey squirrels (*Sciurus carolinensis*): evidence for pilferage avoidance strategies. *Animal*  
665 *Cognition*, 10, 23-27.

666 Lens, L., Adriaensen, F., & Dhondt, A.A. (1994). Age-related hoarding strategies in the crested tit  
667 *Parus cristatus*: should the cost of subordination be re-assessed? *Journal of Animal Ecology*,  
668 63, 749-755.

669 Lima, S., & Valone, T. (1986). Influence of predation risk on diet selection: a simple example in the  
670 grey squirrel. *Animal Behaviour*, 34, 536-344.

671 Lima, S., Valone, T., & Caraco, T. (1985). Foraging-efficiency-predation-risk trade-off in the grey  
672 squirrel. *Animal Behaviour*, 33, 155-165.

673 Lishak, R. S. (1977). Censusing 13-lined ground squirrels with adult and young alarm calls. *The*  
674 *Journal of Wildlife Management*, 755-759.

- 675 Lishak, R. S. (1982). Gray squirrel mating calls: a spectrographic and ontogenic analysis. *Journal of*  
676 *Mammalogy*, 63(4), 661-663.
- 677 Lishak, R. S. (1984). Alarm vocalizations of adult gray squirrels. *Journal of Mammalogy*, 65(4), 681-  
678 684.
- 679 Makowska, I. J., & Kramer, D. L. (2007). Vigilance during food handling in grey squirrels, *Sciurus*  
680 *carolinensis*. *Animal Behaviour*, 74, 153-158.
- 681 Martin, P. & Bateson, P. (1993). *Measuring behaviour: an introductory guide*. Cambridge University  
682 Press: Cambridge.
- 683 McGregor, P. K. (2000). Playback experiments: design and analysis. *Acta Ethologica*, 3, 3-8.
- 684 Müller-Schwarze, D. (2009). Squirrels' Avoidance of Predator Odors *Hands-On Chemical Ecology*  
685 (pp. 25-29): Springer New York.
- 686 Murphy, D., Lea, S. E. G., & Zuberbühler, K. (2013). Male blue monkey alarm calls encode predator  
687 type and distance. *Animal Behavior*, 85, 119-125.
- 688 Newman, J. A., Recer, G. M., Zwicker, S. M., & Caraco, T. (1988). Effects of Predation Hazard on  
689 Foraging "Constraints": Patch-Use Strategies in Grey Squirrels. *Oikos*, 53(1), 93-97.
- 690 Pack, J. C., Mosby, H. S., & Siegel, P. B. (1967). Influence of social hierarchy on gray squirrel  
691 behavior. *The Journal of Wildlife Management*, 31(4), 720-728.
- 692 Partan, S. R., Fulmer, A. G., Gounard, M. A. M., & Redmond, J. (2010). Multimodal alarm behavior  
693 in urban and rural gray squirrels studied by means of observation and a mechanical robot.  
694 *Current Zoology*, 56, 313-326.
- 695 Partan, S. R., Larco, C. P., & Owens, M. J. (2009). Wild tree squirrels respond with multisensory  
696 enhancement to conspecific robot alarm behaviour. *Animal Behaviour*, 77, 1127-1135.
- 697 Pravosudov, V. V., & Lucas, J. R. (2000). The effect of social dominance on fattening and food-  
698 caching behaviour in Carolina chickadees, *Poecile carolinensis*. *Animal behaviour*, 60(4),  
699 483-493.
- 700 Randler, C. (2006a). Red squirrels (*Sciurus vulgaris*) respond to alarm calls of Eurasian jays (*Garrulus*  
701 *glandarius*). *Ethology*, 112, 411-416.

702 Randler, C. (2006b). Disturbances by dog barking increase vigilance in coots *Fulica atra*. *European*  
703 *Journal of Wildlife Research*, 52, 265-270.

704 Rausch, S., Siu, K., Stevenson, E., & Sydnor, A. (2012). Examining the effects of olfactory predator  
705 cues on gray squirrel (*Sciurus carolinensis*) optimal foraging behavior. *University of*  
706 *Maryland Mammalogy Journal*, 1, 8.

707 Ritschard, M., van Oers, K., Naguib, M., & Brumm, H. (2012). Song aptitude of rival males  
708 modulates the territorial behaviour of great tits during the fertile period of their mates.  
709 *Ethology*, 118(2), 197-202.

710 Schmidt, K. A., Lee, E., Ostfeld, R. S., & Sieving, K. (2008). Eastern chipmunks increase their  
711 perception of predation risk in response to titmouse alarm calls. *Behavioral Ecology*, 19(4),  
712 759-763.

713 Schmidt, K., & Ostfeld, R. (2008). Eavesdropping squirrels reduce their future value of food under the  
714 perceived presence of cache robbers. *The American Naturalist*, 171(3), 386-393.

715 Searcy, Y. M., & Caine, N. G. (2003). Hawk calls elicit alarm and defensive reactions in captive  
716 Geoffroy's marmosets (*Callithrix geoffroyi*). *Folia Primatologica*, 74(3), 115-125.

717 Shonfield, J. (2011). The effect of familiarity on vigilance behaviour in grey squirrels. McGill Science  
718 *Undergraduate Research Journal*, 6(1), 45-49.

719 Steele, M. A., Contreras, T. A., Hadj-Chikh, L. Z., Agosta, S. J., Smallwood, P. D., & Tomlinsona, C.  
720 N. (2014). Do scatter hoarders trade off increased predation risks for lower rates of cache  
721 pilferage? *Behavioral Ecology*, 25(1), 206-215.

722 Steele, M. A., & Koprowski, J. L. (2001). *North American tree squirrels*. London: Smithsonian  
723 Books.

724 Tarigan, H. (1994). *The adaptive significance of vigilance behavior in grey squirrels (sciurus*  
725 *carolinensis)*. (MSc), Ball State University. Retrieved from  
726 <https://cardinalsolar.bsu.edu/handle/handle/184834>

727 Taylor, J. C. (1966). Home range and agonistic behaviour in the grey squirrel. *Zoological Society of*  
728 *London*, 18. 229-235.

- 729 Taylor, J. C. (1977). Frequency of gray squirrel (*Sciurus carolinensis*) communication by use of scent  
730 marking points. *Journal of Zoology, London*, 183, 543--545.
- 731 Temple, S. A. (1987). Do Predators Always Capture Substandard Individuals Disproportionately  
732 From Prey Populations? *Ecology*, 68(3), 669-674.
- 733 Thompson, D. C. (1977). Reproductive behavior of the grey squirrel. *Canadian Journal of Zoology*,  
734 55(7), 1176-1184.
- 735 Thompson, D. C. (1978). The social system of the grey squirrel. *Behaviour*, 64(3), 305-328.
- 736 Vernelli, T. (2013). *The Complexity of Neophobia in a Generalist Foraging Corvid: the common*  
737 *magpie (Pica pica)*. PhD Thesis. Univeristy of Exeter: UK.
- 738 Watanabe, S., & Clayton, N. S. (2007). Observational visuospatial encoding of the cache locations of  
739 others by western scrub-jays (*Aphelocoma californica*). *Journal of ethology*, 25(3), 271-279.

740

741 **Figure captions**

742

743 *Figure 1.* The effects of time-period on (a) vigilance and (b) foraging behaviours in season one,  
744 including outcome of planned follow-up analyses. \*\* indicates  $P < 0.01$ , \*\*\* indicates  $P < 0.001$ , and  
745 error bars represent 95% confidence intervals.

746

747 *Figure 2.* The effects of condition on (a) on vigilance duration and (b) on foraging duration during  
748 playback in season one. The outcome of the planned follow-up analyses conducted on the time-period  
749 by condition interaction are displayed. \*\* indicates  $P < 0.01$ , \*\*\* indicates  $P < 0.001$ , and error bars  
750 represent 95% confidence intervals.

751

752 *Figure 3.* The effects of (a) time period and (b) condition on vigilance duration in season two,  
753 including outcome of planned follow-up analyses. \* indicates  $P < 0.05$  \*\*\* indicates  $P < 0.001$ , and  
754 error bars represent 95% confidence intervals.

755



756 *Figure 4.* The effects of condition on foraging duration in season two, including outcome of planned  
757 follow-up analyses. \* indicates  $P < 0.05$ , and error bars represent 95% confidence intervals.

758

759 *Figure 5.* Differences in season one for mean latencies to resume foraging across the playback  
760 conditions if alert behaviour was demonstrated. \*\*\* indicates  $P > 0.001$ , and error bars represent 95%  
761 confidence intervals ( $N=40$ ).

762

763 *Figure 6.* Differences in season two for mean latencies to resume foraging across the playback  
764 conditions if alert behaviour was demonstrated. \*\* indicates  $P > 0.01$ , and error bars represent 95%  
765 confidence intervals ( $N=21$ ).

766

767

#### 768 **Captions for supplementary material**

769

770 1. Descriptions of playbacks used as stimuli. All calls were obtained from the National Sounds  
771 Archive, London, UK, FreeSound.org and personal recordings. Each stimulus was played only once,  
772 excluding white noise.

773

774 2. Spectrogram of typical playback for each of the experimental conditions (generated using Audacity  
775 2.0.3).

776

Table 1

(a)

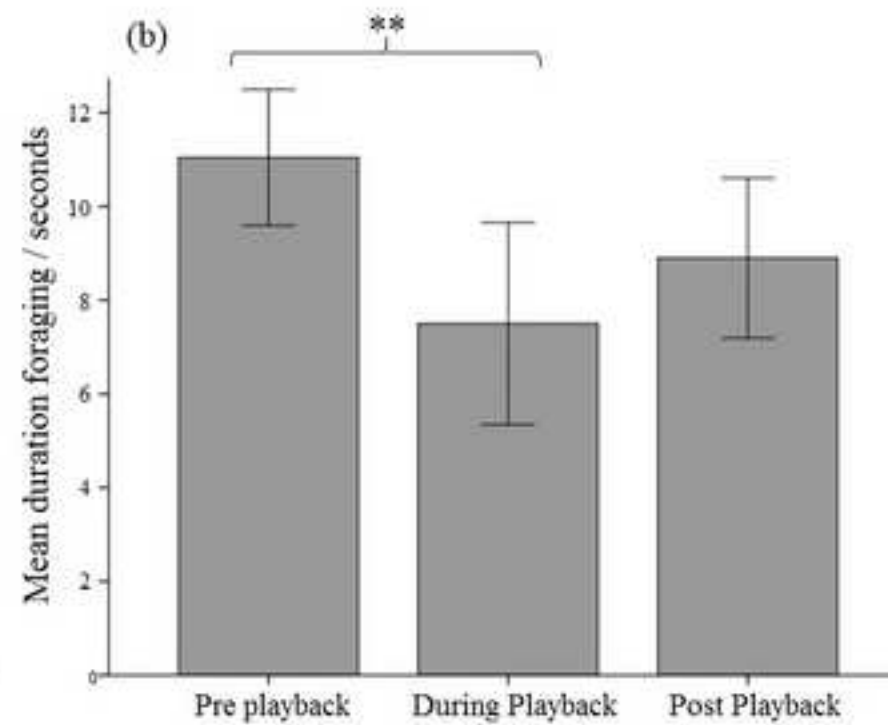
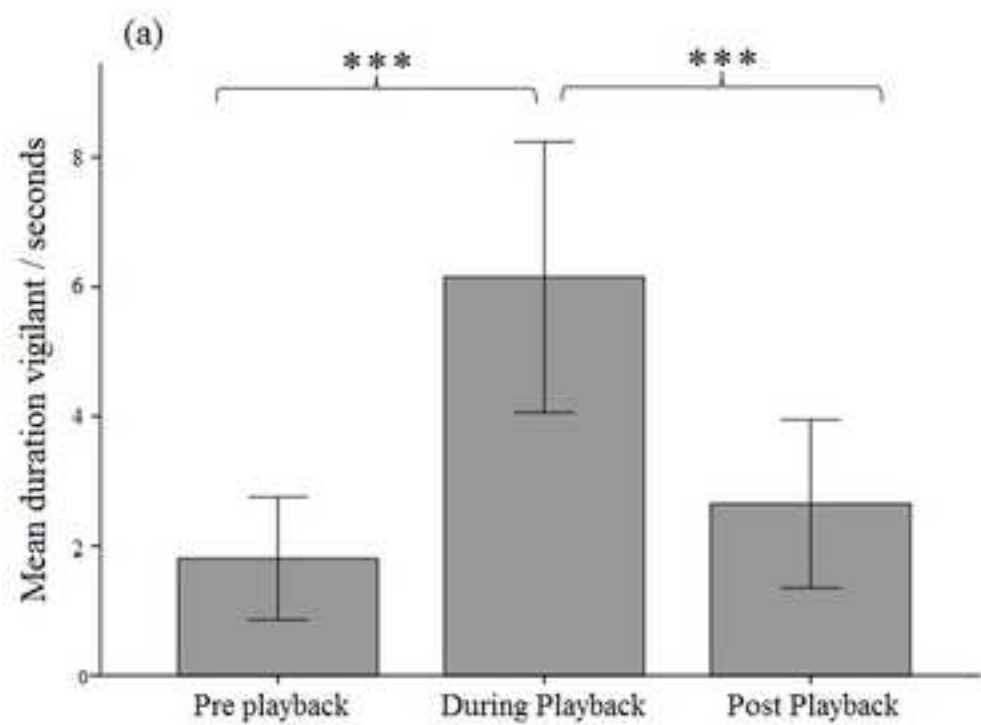
	<b>Conspecific <i>n</i>=10</b>			<b>Corvid <i>n</i>=10</b>			<b>Predator <i>n</i>=10</b>			<b>White noise <i>n</i>=10</b>		
	Pre	During	Post	Pre	During	Post	Pre	During	Post	Pre	During	Post
Vigilance duration /seconds	1.54 (.73)	6.00 (2.04)	4.14 (1.55)	2.96 (1.50)	5.40 (2.25)	2.10 (1.28)	.60 (.35)	11.10 (1.84)	3.66 (1.46)	2.12 (.76)	2.10 (1.14)	.70 (.41)
Foraging duration /seconds	9.60 (1.73)	8.70 (2.13)	7.36 (1.75)	11.26 (1.41)	8.10 (2.35)	10.70 (1.77)	12.40 (1.25)	1.80 (1.16)	7.80 (1.84)	10.92 (1.39)	11.40 (1.69)	9.74 (1.39)

(b)

	<b>Non corvid passerine <i>n</i>=9</b>			<b>Corvid <i>n</i>=7</b>			<b>White noise <i>n</i>=5</b>		
	Pre	During	Post	Pre	During	Post	Pre	During	Post
Vigilance duration /seconds	.53 (.84)	1.00 (1.58)	1.38 (1.80)	1.00 (1.73)	10.43 (4.61)	5.46 (5.94)	1.52 (1.27)	.25 (.50)	1.25 (2.50)
Foraging duration /seconds	13.00 (1.65)	13.11 (2.76)	12.956 (4.09)	10.83 (5.24)	6.29 (6.55)	8.97 (5.49)	11.88 (2.53)	12.00 (6.71)	12.40 (3.76)

Figure

[Click here to download high resolution image](#)



Figure

[Click here to download high resolution image](#)

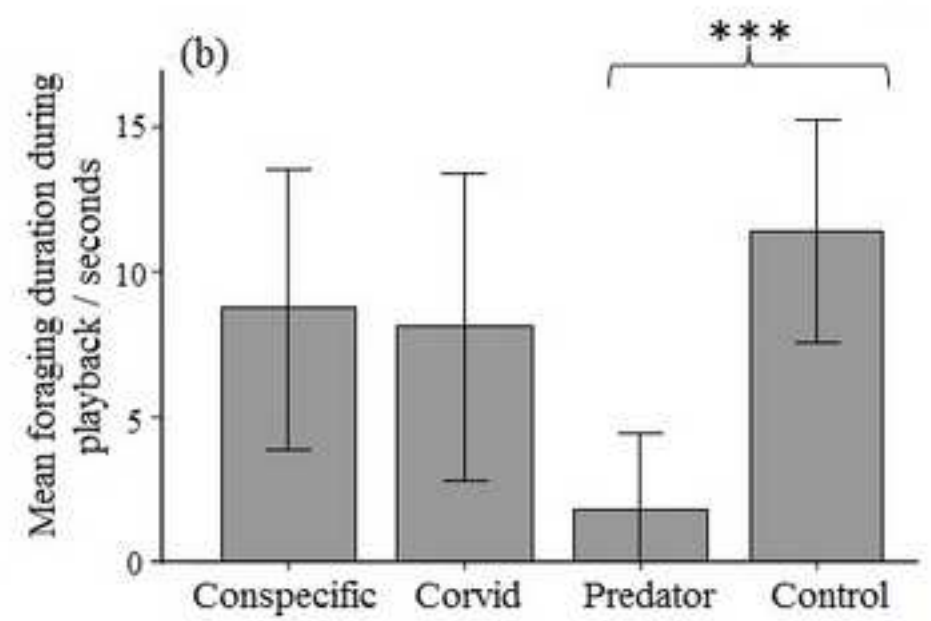
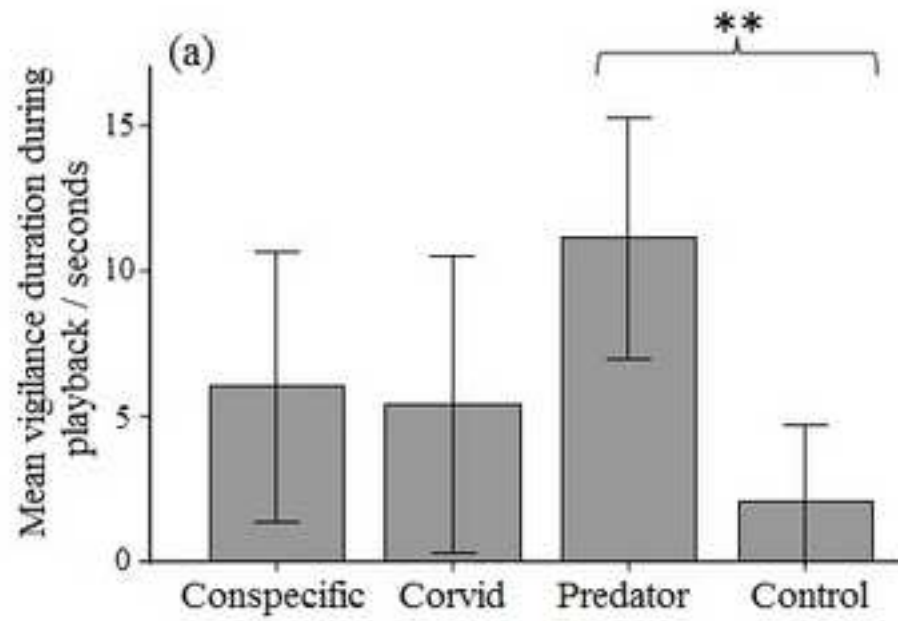


Figure  
[Click here to download high resolution image](#)

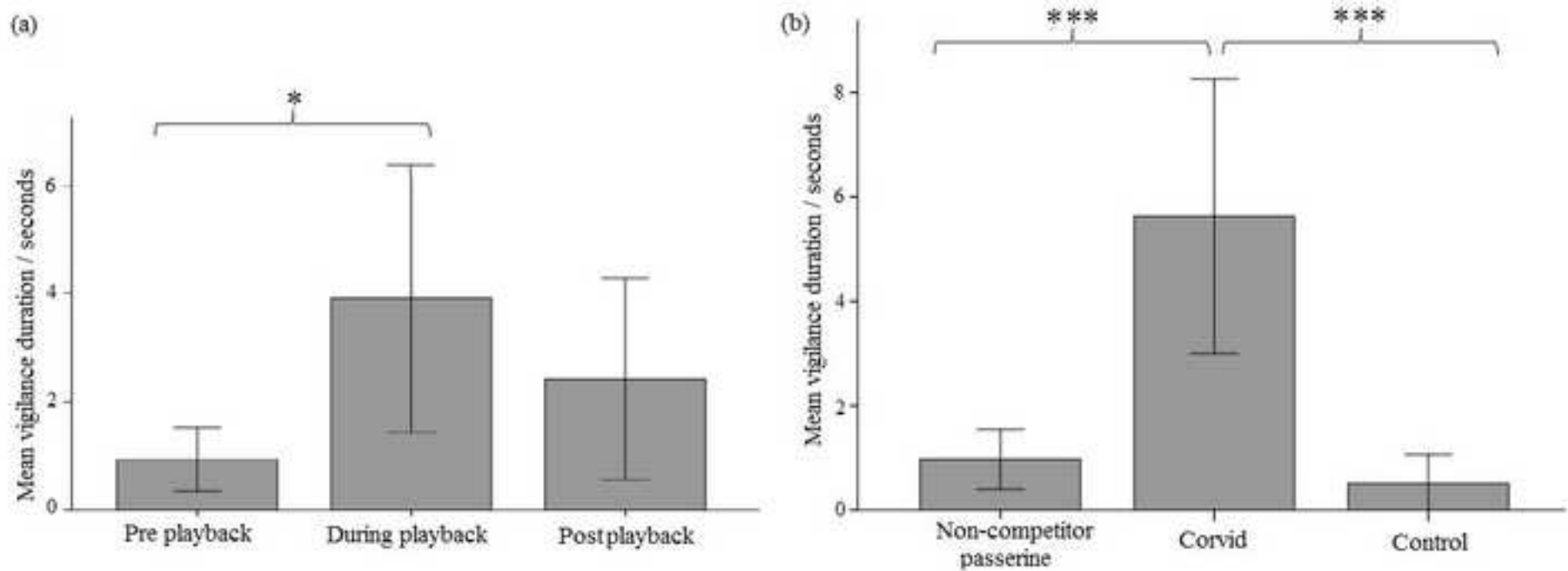


Figure  
[Click here to download high resolution image](#)

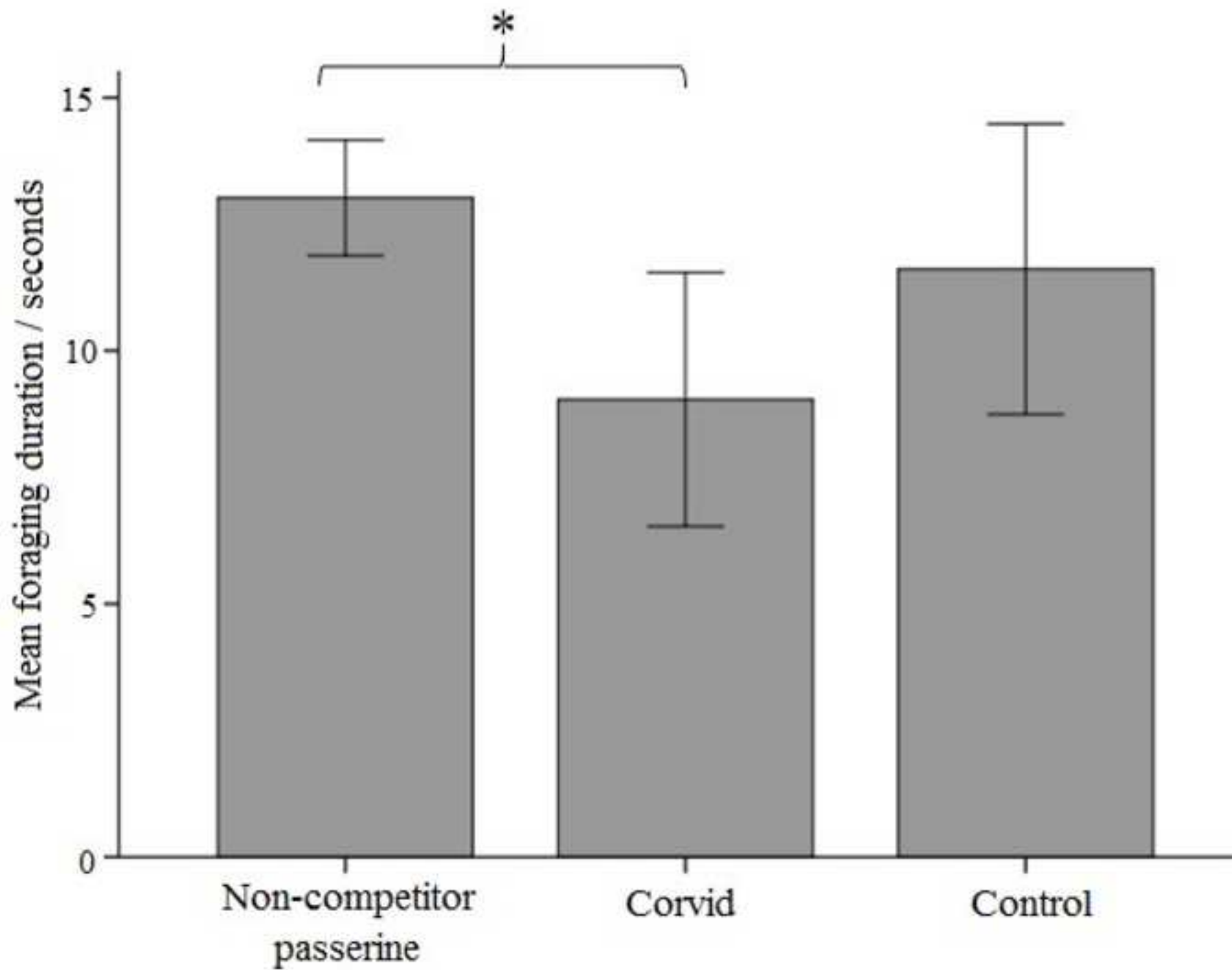


Figure  
[Click here to download high resolution image](#)

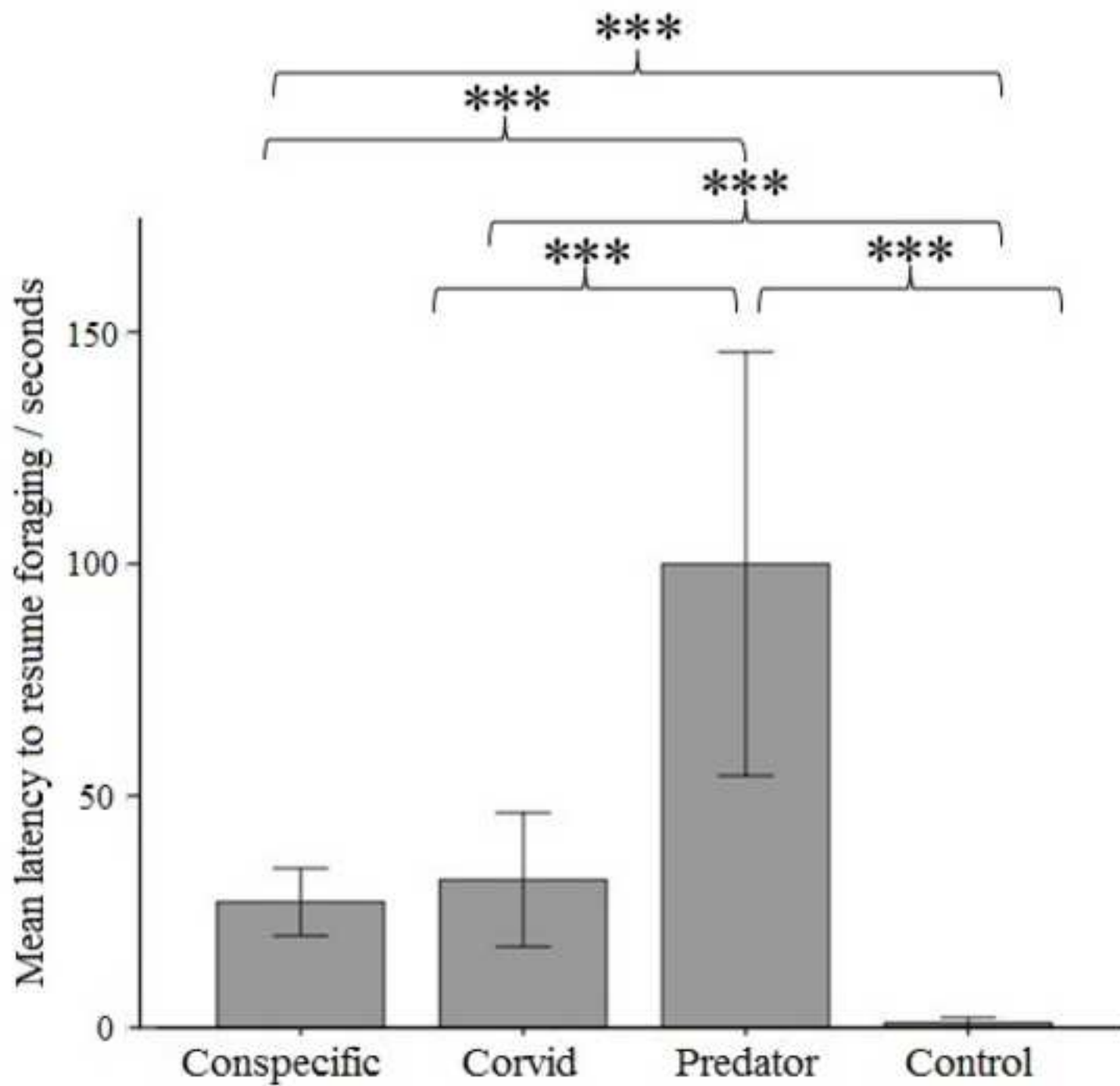
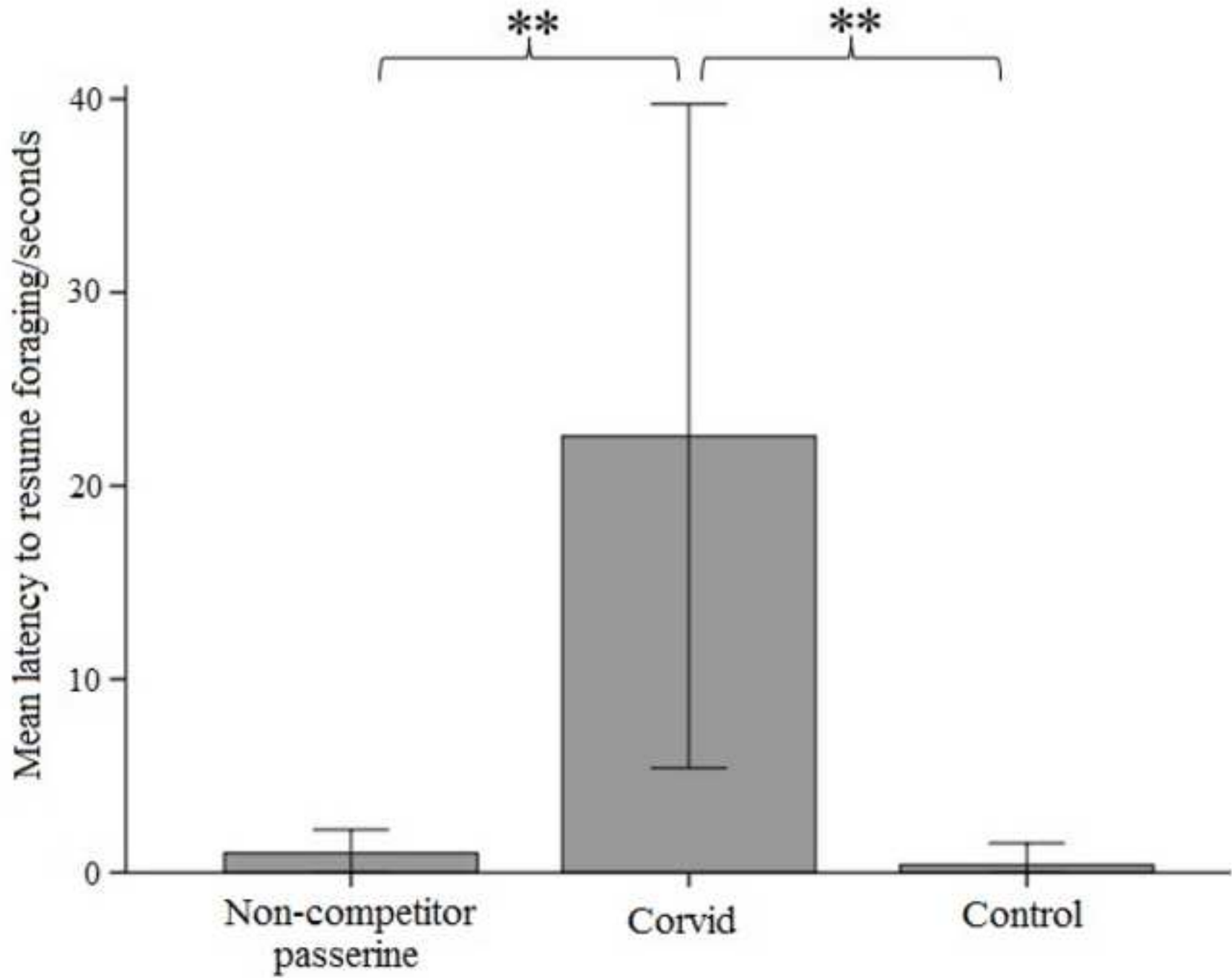


Figure  
[Click here to download high resolution image](#)





**Supplementary material for on-line publication only**

[Click here to download Supplementary material for on-line publication only: Supplementary material 1 - descriptions of play](#)

**Supplementary material for on-line publication only**

[Click here to download Supplementary material for on-line publication only: Supplementary material 2 -example spectrogram](#)