



**UNIVERSITI PUTRA MALAYSIA**

**APPLICATION OF DIFFERENTIAL SCANNING CALORIMETRIC  
METHOD FOR ASSESSING AND MONITORING VARIOUS PHYSICAL  
AND OXIDATIVE PROPERTIES OF VEGETABLE OILS**

**TAN CHIN PING**

**FSMB 2001 22**

**APPLICATION OF DIFFERENTIAL SCANNING CALORIMETRIC  
METHOD FOR ASSESSING AND MONITORING VARIOUS PHYSICAL  
AND OXIDATIVE PROPERTIES OF VEGETABLE OILS**

**By**

**TAN CHIN PING**

**Thesis Submitted in Fulfilment of the Requirement for the Degree of Doctor  
of Philosophy in the Faculty of Food Science and Biotechnology  
Universiti Putra Malaysia**

**June 2001**





*To my family  
Dad, Mom, Grandma, Sister, and Brother*

 *Here is the endeavor of my absences* 



Abstract of thesis presented to the Senate of Universiti Putra Malaysia in fulfilment  
of the requirement for the degree of Doctor of Philosophy

**APPLICATION OF DIFFERENTIAL SCANNING CALORIMETRIC  
METHOD FOR ASSESSING AND MONITORING VARIOUS PHYSICAL  
AND OXIDATIVE PROPERTIES OF VEGETABLE OILS**

By

**TAN CHIN PING**

**June 2001**

**Chairman: Professor Yaakob Bin Che Man, Ph.D.**

**Faculty: Food Science and Biotechnology**

Differential scanning calorimetry (DSC) can be a powerful instrumental technique for analyzing oils and fats systems but has tended not to be well understood and used in the field of oils and fats. The main purpose of this project is to develop various techniques based on DSC to study the physical and chemical properties of vegetable oils. High-performance liquid chromatography (HPLC), gas-liquid chromatography (GLC), oxidative stability instrument (OSI), and various standard chemical analyses were used in this investigation to complement the DSC methods.

This work is a systematic study of vegetable oils' melting and crystallization profiles by using DSC. The investigation began with the successful comparison of the DSC thermal curves of 17 different vegetable oils. Thorough investigations in this work were also directed towards obtaining basic information about the relationship between thermal profiles and chemical compositions of 17



different vegetable oils. Thereafter, the effects of DSC scanning rate variation were studied. Scanning rates were found to affect melting/crystallization profile, melting (and/or crystallization) offset (and/or onset) and peak temperatures, and peak enthalpies of all vegetable oils.

In this study, DSC was utilized to monitor the oxidation of heated oils during deep-fat frying and microwave heating. A statistical comparative study was carried out on the DSC and standard chemical methods. The results revealed that there is good correlation ( $P < 0.01$ ) between the DSC method and other standard chemical methods. In another study, a new calorimetric technique was developed to determine three important quality indices in deep-fat frying industry namely, total polar compounds (TPC), free fatty acid (FFA) content and iodine value (IV) of heated oils using the DSC cooling profiles. The studies have shown that all DSC methods developed were comparable to the standard American Oil Chemists' Society (AOCS) methods.

A simple and efficient DSC technique to determine the oxidative stability of vegetable oils was described. The isothermal DSC technique for direct determination of the oxidative stability of vegetable oils has been built and a comparative study to OSI was demonstrated. The results indicated that there is good correlation ( $P < 0.01$ ) between the DSC oxidative induction time ( $T_o$ ) and OSI values. Isothermal calorimetry was then employed as a general analytical method where the Arrhenius kinetic data for the lipid oxidation of vegetable oils were obtained by measurement of the DSC  $T_o$  at various temperatures. The present

study also developed a simple method for measuring the antioxidant activity in RBDPO<sub>0</sub> using isothermal DSC technique.

Generally, this project concluded that DSC appears to be a useful method in determining various physical and chemical parameters of vegetable oils, and it may have the potential to replace the laborious, time- and chemical-consuming standard methods. The various methods developed here can be applied in the oils and fats industry.



Abstrak tesis yang dikemukakan kepada Senat Universiti Putra Malaysia sebagai memenuhi keperluan untuk Ijazah Doktor Falsafah

**PENGGUNAAN KAEDAH PERMETERAN KALORI PENGIMBASAN  
KEBEZAAN (DSC) DALAM PENILAIAN DAN PENELITIAN PELBAGAI CIRI  
FIZIKAL AND OKSIDATIF MINYAK SAYUR-SAYURAN**

**Oleh**

**TAN CHIN PING**

**Jun 2001**

**Pengerusi: Profesor Yaakob Bin Che Man, Ph.D.**

**Fakulti: Sains Makanan dan Bioteknologi**

Permeteran kalori pengimbasan kebezaan (DSC) mampu bertindak sebagai satu teknik peralatan yang berkebolehan dalam menganalisa sistem minyak and lemak. Walau bagaimanapun, dalam bidang penyelidikan minyak and lemak, penggunaan dan pemahaman alat ini masih berada di tahap yang kurang memuaskan. Tujuan utama projek ini adalah untuk mengembangkan pelbagai teknik peralatan yang berasaskan DSC dalam kajian pelbagai ciri fizikal dan kimia minyak sayur-sayuran. Kromatografi cecair berprestasi-tinggi (HPLC), kromatografi gas-cecair (GLC), alat pengukuran kestabilan oksidatif (OSI) dan pelbagai analisa kimia piawai telah digunakan untuk melengkapi kaedah-kaedah DSC.

Kajian ini telah dimulakan dengan melakukan satu penyelidikan yang sistematik ke atas profil-profil peleburan dan pembekuan minyak sayur-sayuran dengan penggunaan DSC. Penyelidikan ini telah berjaya membuat perbandingan kelok-kelok termal DSC

bagi 17 minyak sayur-sayuran yang berlainan. Kajian yang menyeluruh ini juga telah memperolehi maklumat asas hubungan di antara profil terma dan komposisi kimia 17 minyak sayur-sayuran yang berlainan. Tambahan lagi, kesan penggunaan kadar imbasan DSC yang berbeza telah dikaji. Kadar imbasan didapati mempengaruhi profil peleburan/pembekuan, suhu permulaan (dan/atau pengakhiran) takat peleburan (dan/atau pembekuan), suhu puncak-puncak kelok terma dan entalpi-entalpi kelok terma bagi kesemua minyak sayur-sayuran yang telah digunakan.

Dalam kajian ini, DSC telah digunakan untuk meneliti pengoksidaan minyak yang dipanaskan secara penggorengan dan pemanasan gelombang mikro. Satu kajian perbandingan secara statistik telah dilakukan di antara kaedah-kaedah kimia piawai dan DSC. Keputusan-keputusan kajian telah menunjukkan bahawa terdapat korelasi ( $P < 0.01$ ) yang baik di antara kaedah DSC dan kaedah-kaedah kimia piawai. Dalam kajian yang lain, satu teknik kalorimetrik yang baru telah dibina bagi penentuan secara serentak tiga indeks kualiti yang utama dalam industri penggorengan. Ia melibatkan penentuan jumlah sebatian polar (TPC), kandungan asid lemak bebas (FFA) dan nilai iodin (IV) dalam minyak yang telah dipanaskan dengan menggunakan profil-profil pembekuan DSC. Kajian ini telah menunjukkan bahawa kesemua kaedah DSC adalah setanding dengan kaedah-kaedah piawai *American Oil Chemists' Society* (AOCS).

Satu teknik DSC yang mudah dan cekap telah diperihalkan untuk menentukan tahap kestabilan pengoksidaan minyak sayur-sayuran. Teknik DSC secara isoterma telah dibina bagi menentukan tahap kestabilan pengoksidaan minyak sayur-sayuran secara langsung dan perbandingan dengan kaedah OSI telah dijalankan. Keputusan-keputusan ini telah menunjukkan bahawa terdapat korelasi ( $P < 0.01$ ) yang baik di antara masa



induksi pengoksidaan DSC ( $T_o$ ) dan nilai OSI. Analisa kalorimetrik secara isoterma kemudiannya telah digunakan sebagai satu kaedah penganalisan umum di mana data kinetik *Arrhenius* bagi pengoksidaan lipid dalam minyak sayur-sayuran telah diperolehi melalui pengukuran nilai  $T_o$  pada beberapa suhu yang berbeza. Projek ini juga telah membina satu kaedah yang mudah bagi mengukur aktiviti antioksidan dalam RBDPO<sub>o</sub> dengan menggunakan teknik DSC secara isoterma.

Secara umum, penyelidikan ini menyimpulkan bahawa DSC merupakan satu kaedah peralatan yang bermakna dalam penentuan pelbagai parameter fizikal dan kimia minyak sayur-sayuran. Ia berpotensi untuk menggantikan kaedah-kaedah piawai yang memerlukan langkah-langkah yang rumit, memakan masa dan melibatkan penggunaan bahan kimia yang banyak. Pelbagai kaedah yang telah dikembangkan dalam projek ini boleh digunakan dalam industri minyak dan lemak.

## ACKNOWLEDGMENTS

A sense of joy and appreciation comes with the completion of this journey. It is funny how life turns you in a certain direction. The wind blows and you end up on a new path, searching for who you will become. It is certainly true that no man is an island. When I decided to fulfill my dreams and venture down the path towards a doctorate, I never knew I would meet such incredible people. The last three years of my life have been rewarding, challenging, and inspirational. As I have extended myself in this journey, I have been blessed with the friendship, guidance, and support of many people, from scientific to personal. There is no possible way to thank everyone who has helped me along the journey, so I'll start by expressing my eternal gratitude to everyone.

First of all, I am forever grateful to the members of my dissertation committee. I can't thank my committee enough for everything they have done to help me achieve a goal I never thought possible. The members of my committee have challenged, nurtured, defended, and befriended me. Professor Dr. Yaakob Bin Che Man, as chair, has tirelessly provided his energy, keen insights, constant patience, and help me create, conduct, interpret, present, and defend my study. He has encouraged me to explore and kept me focused. In my mind, he embodies the figure of a mentor. From the very beginning of my study, he has continuously believed in my abilities and reinforced all endeavors. I would like to acknowledge the generous investment of his hard work and time in me, which enabled me to develop professionally and personally.



I sincerely hope the return on the investment was adequate. I also thank the members of my committee: Professor Dr. Jinap Selamat and Dr. Mohd. Suria Affandi Yusoff for their helpful comments and intellectual contributions to this dissertation.

I would like to acknowledge the contribution of Universiti Putra Malaysia in providing financial support to make this doctoral program possible for me. The Faculty of Food Science and Biotechnology (FFSB) has provided me with the best of all possible environments to achieve my transition from student to scholar. The Department of Food Science and Department of Food Technology have my deepest thanks and respect. I owe a deep sense of gratitude to my mentor, the late Professor Dr. Motohiro Terushige; and a ex-lecturer of the Department of Food Science, Dr. Thed Swee Tee. Both of them had inspired me with their sincerity and intelligence.

Others have also affected my professional life in important ways. I thank the associate editors and reviewers of the referred scientific journals for transforming my dissertation into scientific literature. They have offered me a largesse of insights, encouraged me to consider the implications of my methods, provided me with leading questions through which I have probed ideas and presented findings, and intuition in interpreting my dissertation's narratives.

I want to thank all of the people I love (and who love me) for spiritually sustaining me and helping me to keep my perspectives of what is worthwhile in life. I have gained many friends during my studies over the years and can't possibly list them



all. I am also very grateful to all my friends and fellow colleagues in the FFSB for enriching my life, their endless support and encouragement throughout the day-to-day nuances of my graduate days.

Last but not least, I must thank my family — I could not ask for a better one. For if it weren't for them, this journey would never have been possible. Mom and dad, you both have instilled in me the importance of an education. They were always there while I spend many hours studying for my undergraduate and postgraduate courses when I should be with them. To mom and dad, thank you for your support and guidance, part of who I am is because of both of you. To my elder sister and younger brother who have endured without excessive complaints, I know it hasn't been easy, but thanks for hanging in there with me. Grandma, Aunts, Uncles, Ping Lai and the rest of the family, thank you for all your support. Thanks family, I am one lucky and blessed individual to have your blood running through my veins.

*At last this journey has come to an end and another begins.....*



I certify that an Examination Committee met on 21<sup>st</sup> June 2001 to conduct the final examination of Tan Chin Ping on his Doctor of Philosophy thesis entitled "Application of Differential Scanning Calorimetric Method for Assessing and Monitoring Various Physical and Oxidative Properties of Vegetable Oils" in accordance with Universiti Pertanian Malaysia (Higher Degree) Act 1980 and Universiti Pertanian Malaysia (Higher Degree) Regulations 1981. The Committee recommends that the candidate be awarded the relevant degree. Members of the Examination Committee are as follows:


Lai Oi Ming, Ph.D.,  
Lecturer,  
Faculty of Food Technology and Biotechnology,  
Universiti Putra Malaysia.  
(Chairperson)

Yaakob Bin Che Man, Ph.D.,  
Professor,  
Faculty of Food Science and Biotechnology,  
Universiti Putra Malaysia.  
(Member)

Jinap Bte Selamat, Ph.D.,  
Professor,  
Faculty of Food Science and Biotechnology,  
Universiti Putra Malaysia.  
(Member)


Mohd. Suria Affandi Bin Yusoff, Ph.D.,  
Principal Research Officer,  
Product Development and Advisory Services,  
Malaysian Palm Oil Board.  
(Member)

Casimir C. Akoh, Ph.D.,  
Professor,  
Department of Food Science and Technology,  
College of Agricultural and Environmental Sciences,  
University of Georgia, USA.  
(Independent Examiner)

  
MOHD. GHAZALI MOHAYIDIN, Ph.D.,  
Professor/Deputy Dean of Graduate School,  
Universiti Putra Malaysia.

Date: 25 JUN 2001

This thesis submitted to the Senate of Universiti Putra Malaysia has been accepted as fulfilment of the requirements for the degree of Doctor of Philosophy.




---

AINI IDERIS, Ph.D.,  
Professor/Dean of Graduate School,  
Universiti Putra Malaysia.

Date: **12 JIUL 2001**

## DECLARATION

I hereby declare that the thesis is based on my original work except for quotations and citations which have been duly acknowledged. I also declare that it has not been previously or concurrently submitted for any other degree at UPM or other institutions.



Tan Chin Ping

Date: 23/06/01

## TABLE OF CONTENTS

	<b>Page</b>
DEDICATION .....	ii
ABSTRACT .....	iii
ABSTRAK .....	vi
ACKNOWLEDGMENTS .....	ix
APPROVAL SHEETS .....	xii
DECLARATION FORM .....	ixv
LIST OF TABLES .....	xx
LIST OF FIGURES .....	xxv
 <b>CHAPTER</b>	
<b>I      GENERAL INTRODUCTION .....</b>	<b>1</b>
<b>II     REVIEW OF LITERATURE .....</b>	<b>10</b>
Thermal Analysis .....	10
Differential Scanning Calorimetry (DSC) .....	12
Power-Compensation System .....	13
Heat-Flux System .....	17
General Applications of DSC in Food Analysis .....	18
Applications of DSC in Oils and Fats .....	23
Vegetable Oils and Fats .....	38
Classification of Vegetable Oils and Fats .....	41
Characterization of Vegetable Oils and Fats .....	56
Phase Transitions in Vegetable Oils and Fats .....	57
Chemistry of Heating and Frying Oils .....	62
Total Polar Compounds .....	67
Lipid Oxidation .....	69
Mechanism of Lipid Oxidation .....	70
Products of Lipid Oxidation .....	75
Current Methods for Monitoring and Measuring Lipid Oxidation .....	78
Antioxidants .....	88
Mechanism of Antioxidants .....	89
Major Food Antioxidants .....	93
Determination of Antioxidant Activity .....	102
Microwave Heating .....	104
Kinetic Methods: Theory, Interpretation, and Use .....	109
Temperature Dependence of Rate Constant .....	110
Kinetic Modeling in Food Science .....	115
Temperature Effects on Food Quality Losses .....	116





III	<b>DIFFERENTIAL SCANNING CALORIMETRIC ANALYSIS OF VEGETABLE OILS AND FATS: COMPARISON OF THERMAL PROPERTIES AND CHEMICAL COMPOSITION .....</b>	118
	Introduction .....	118
	Materials and Methods .....	122
	Materials and Treatments .....	122
	Iodine Value Analysis .....	122
	FA Analysis by GLC .....	122
	TAG Analysis by HPLC .....	123
	Thermal Analysis by DSC .....	124
	Statistical Analysis .....	125
	Results and Discussion .....	126
	FA Compositional and Proportional Analyses .....	126
	TAG Compositional and Proportional Analyses .....	131
	Thermal Analysis .....	136
	Conclusion .....	150
IV	<b>COMPARATIVE DIFFERENTIAL SCANNING CALORIMETRIC ANALYSIS OF VEGETABLE OILS: I. EFFECTS OF HEATING RATE VARIATION .....</b>	154
	Introduction .....	154
	Materials and Methods .....	156
	Materials .....	156
	Iodine Value Analysis .....	158
	TAG Analysis by HPLC .....	158
	Melting Analysis by DSC .....	158
	Statistical Analysis .....	160
	Results and Discussion .....	161
	Heating Rate Variation .....	161
	Changes in Enthalpy and Offset-Temperature ( $T_f$ ) .....	197
	Conclusion .....	201
V	<b>COMPARATIVE DIFFERENTIAL SCANNING CALORIMETRIC ANALYSIS OF VEGETABLE OILS: II. EFFECTS OF COOLING RATE VARIATION .....</b>	203
	Introduction .....	203
	Materials and Methods .....	204
	Materials .....	204
	Iodine Value Analysis .....	204
	TAG Analysis by HPLC .....	205
	Crystallization Analysis by DSC .....	205
	Statistical Analysis .....	206
	Results and Discussion .....	207
	Cooling Rate Variation .....	207
	Changes in Enthalpy and Onset-Temperature ( $T_o$ ) .....	238
	Conclusion .....	241



VI	<b>DIFFERENTIAL SCANNING CALORIMETRIC ANALYSIS FOR MONITORING THE OXIDATION OF HEATED OILS</b> .....	242
	Introduction .....	242
	Materials and methods .....	244
	Materials and Treatments .....	244
	Standard Chemical Analysis .....	245
	Instrumental Analysis .....	246
	Statistical Analysis .....	247
	Results and Discussion .....	247
	Changes in Chemical Characteristics and DSC Curve Parameters .....	247
	Relationship between DSC Curve Parameters and Standard Chemical Methods .....	257
	Conclusion .....	258
VII	<b>MICROWAVE HEATING EFFECT ON SOME CHEMICAL PARAMETERS AND THERMAL PROPERTIES OF VEGETABLE OILS</b> .....	260
	Introduction .....	260
	Materials and Methods .....	263
	Materials .....	263
	Microwave Treatments .....	263
	Standard Chemical Analysis .....	264
	DSC Analysis .....	264
	Statistical Analysis .....	267
	Results and Discussion .....	267
	Changes in Chemical Characteristics .....	272
	Changes in DSC Curve Parameters .....	274
	Relationship between DSC Curve Parameters and Standard Chemical Methods .....	291
	Conclusion .....	294
VIII	<b>QUALITATIVE DIFFERENTIAL SCANNING CALORIMETRIC ANALYSIS FOR CONCURRENT DETERMINATION OF TOTAL POLAR COMPOUNDS, IODINE VALUE, AND FREE FATTY ACID CONTENT IN HEATED OILS</b> .....	295
	Introduction .....	295
	Materials and Methods .....	299
	Materials and Treatments .....	299
	Chemical Analysis .....	299
	Instrumental Analysis .....	301
	Statistical Analysis .....	302
	Results and Discussion .....	302
	Effects of Changes in TPC, IV, and FFA on DSC Cooling Curves .....	302
	Development of Calibration Model for Total Polar Compounds .....	310



	Development of Calibration Model for Iodine Value ...	311
	Development of Calibration Model for Free Fatty Acid	
	Contents .....	313
	Validation Analysis .....	314
	Statistical Analysis for Reproducibility and Accuracy	
	of DSC Method .....	326
	Conclusion .....	328
<b>IX</b>	<b>COMPARISON STUDY OF OXIDATIVE STABILITY</b>	
	<b>OF VEGETABLE OILS BY DIFFERENTIAL</b>	
	<b>SCANNING CALORIMETRY AND OXIDATIVE</b>	
	<b>STABILITY INDEX METHODS .....</b>	<b>329</b>
	Introduction .....	329
	Materials and Methods .....	332
	Materials and Treatments .....	332
	Chemical Analysis .....	332
	OSI Analysis .....	332
	DSC Analysis .....	333
	Statistical Analysis .....	333
	Results and Discussion .....	335
	Oxidative Stability of Vegetable Oils .....	335
	Effects of Temperature on the Oxidative Stability of	
	Vegetable Oils .....	337
	Relationships between DSC and OSI Methods .....	337
	Conclusion .....	340
<b>X</b>	<b>EFFICACY OF NATURAL AND SYNTHETIC</b>	
	<b>ANTIOXIDANTS IN RBD PALM OLEIN BY</b>	
	<b>DIFFERENTIAL SCANNING CALORIMETRY .....</b>	<b>342</b>
	Introduction .....	342
	Materials and Methods .....	345
	Materials .....	345
	Initial Oil Quality Analyses .....	346
	DSC Analysis .....	346
	Statistical Analysis .....	348
	Results and Discussion .....	348
	Efficacy of Antioxidants in RBDPO <sub>0</sub> by DSC .....	348
	Relationship between DSC <i>T<sub>o</sub></i> and Antioxidants	
	Concentrations .....	357
	Conclusion .....	359
<b>XI</b>	<b>APPLICATION OF ARRHENIUS KINETICS TO</b>	
	<b>EVALUATE OXIDATIVE STABILITY IN</b>	
	<b>VEGETABLE OILS BY ISOTHERMAL</b>	
	<b>DIFFERENTIAL SCANNING CALORIMETRY .....</b>	<b>360</b>
	Introduction .....	360
	Materials and Methods .....	362
	Materials and Treatments .....	362
	Chemical and FAME Analyses .....	363

	DSC Analysis .....	363
	Kinetic Data Analysis .....	363
	Statistical Analysis .....	365
	Results and Discussion .....	365
	Arrhenius Kinetics Analysis .....	368
	Enthalpy ( $\Delta H^\ddagger$ ) and Entropy ( $\Delta S^\ddagger$ ) of Activation .....	373
	Conclusion .....	376
<b>XII</b>	<b>SUMMARY, CONCLUSION, AND</b>	
	<b>RECOMMENDATION</b> .....	377
	Summary .....	377
	Conclusion and Recommendation .....	384
	BIBLIOGRAPHY .....	388
	APPENDICES .....	431
	BIOGRAPHICAL SKETCH .....	450



## LIST OF TABLES

Table		Page
1	Thermal Effects Associated with Food Components .....	20
2	Examples of Oils and Fats Whose Thermal Properties Have Been Recently Studied by DSC .....	24
3	Major Vegetable Oils and Fats Production for 1993-2000 .....	41
4a	Fatty Acid Composition and Iodine Value of Selected Vegetable Oils and Fats .....	43
4b	Fatty Acid Composition and Iodine Value of Selected Vegetable Oils and Fats .....	44
5	Classification of Vegetable Oils and Fats .....	45
6	Melting Points of Fatty Acids: Mono-, Di-, and Triacylglycerols .....	59
7	Classification of Fats and Oils According to Crystallization Behavior .....	62
8	Analytical Methods to Measure Oxidative Stability of Fats and Oils .....	79
9	Advantages and Disadvantages between Natural Antioxidants and Synthetic Antioxidants .....	93
10	Physical Properties of Major Synthetic Antioxidants .....	96
11	Standard Accelerated Stability Tests .....	104
12	Fatty Acid Composition (area %) and Iodine Value (g of I <sub>2</sub> / 100 g oil) of Edible Oil Samples .....	128
13	Fatty Acid Composition (area %) and Iodine Value (g of I <sub>2</sub> / 100 g oil) of Edible Oil Samples .....	129
14	Distribution of Saturated, Monounsaturated, and Polyunsaturated Fatty Acids in Edible Oil Samples .....	130
15	Triacylglycerol Composition (area %) of Edible Oil Samples from Group 1 .....	132

16	Triacylglycerol Composition (area %) of Edible Oil Samples from Group 2 .....	133
17	Triacylglycerol Composition (area %) of Edible Oil Samples from Group 3 .....	134
18	Distribution of Trisaturated, Monounsaturated, Diunsaturated, and Triunsaturated Triacylglycerols (TAG) in Edible Oil Samples .....	135
19	Comparison of Differential Scanning Calorimetry-Measured Transition Temperatures for Melting and Crystallization Curves of Edible Oil Samples in Group 1 .....	146
20	Comparison of Differential Scanning Calorimetry-Measured Transition Temperatures for Melting and Crystallization Curves of Edible Oil Samples in Group 2 .....	147
21	Comparison of Differential Scanning Calorimetry-Measured Transition Temperatures for Melting and Crystallization Curves of Edible Oil Samples in Group 3 .....	148
22	Comparison of Differential Scanning Calorimetry-Measured Onset, Offset, and Range of Temperatures for Crystallization Curve of Edible Oil Samples .....	151
23	Comparison of Differential Scanning Calorimetry-Measured Onset, Offset, and Range of Temperatures for Melting Curve of Edible Oil Samples .....	152
24	List of Vegetable Oil Samples and Their Iodine Values (g of I <sub>2</sub> /100g oil) Used in this Study .....	157
25	Comparison of Differential Scanning Calorimetry-Measured Transition Temperatures for Four Different Heating Rates of Vegetable Oil Samples .....	179
26	Comparison of Differential Scanning Calorimetry-Measured Transition Temperatures for Four Different Heating Rates of Vegetable Oil Samples .....	180
27	Distribution of Trisaturated, Monounsaturated, Diunsaturated and Triunsaturated Triacylglycerols (TAG) in Vegetable Oil Samples .....	182
28	Comparison of Differential Scanning Calorimetry-Measured Enthalpies of Vegetable Oils Samples at 1°C/min .....	198

29	Comparison of Differential Scanning Calorimetry-Measured Offset Temperature ( $T_f$ ) for Four Different Heating Rates of Vegetable Oil Samples .....	200
30	Comparison of Differential Scanning Calorimetry-Measured Transition Temperatures for Four Different Cooling Rates of Vegetable Oil Samples .....	225
31	Comparison of Differential Scanning Calorimetry-Measured Transition Temperatures for Four Different Cooling Rates of Vegetable Oil Samples .....	226
32	Comparison of Differential Scanning Calorimetry-Measured Enthalpies of Vegetable Oils Samples at 1°C/min .....	239
33	Comparison of Differential Scanning Calorimetry-Measured Onset Temperature ( $T_o$ ) for Four Different Cooling Rates of Vegetable Oil Samples .....	240
34	Quality Parameters of Edible Oils before Heating Process .....	248
35	Changes in Characteristics of Edible oils during Heating at 180°C .....	249
36	Pearson Correlation Coefficient (n=6) between Wet Chemical Methods and DSC Curve Parameters .....	258
37	Relationships between DSC curve Parameters and Other Indicators of Heated Oil Deterioration (n=6) .....	259
38	Characteristics of Unheated Edible Oils Used in Experiments	269
39	Changes in Chemical Characteristics of Edible Oils During Microwave Heating .....	270
40	Changes in Thermal Characteristics of Refined-bleached-deodorised Palm Olein during Microwave Heating .....	279
41	Changes in Thermal Characteristics of Corn and Soybean Oils During Microwave Heating .....	290
42	Refined-bleached-deodorized Palm Olein Data – Pearson Correlation Coefficient (N=5) between DSC Curve Parameters, Heating Time and Wet Chemical Methods .....	292
43	Corn Oil Data – Pearson Correlation Coefficient (N=5) between DSC Curve Parameters, Heating Time and Wet Chemical Methods .....	292





44	Soybean Oil Data – Pearson Correlation Coefficient (N=5) between DSC Curve Parameters, Heating Time and Wet Chemical Methods .....	293
45	Concentrations of Polar Compounds in Vegetable Oils Used for Calibration and Validation Analysis (analyzed by standard chemical methods) .....	300
46	Free fatty acid contents in vegetable oils used for calibration and validation analysis (analyzed by standard chemical methods) .....	300
47	Iodine values in vegetable oils used for calibration and validation analysis (analyzed by standard chemical methods)	300
48	Summary of Stepwise Regression Analysis with DSC Crystallization Peak Parameters Versus Total Polar Compounds .....	311
49	Summary of Stepwise Regression Analysis with DSC Crystallization Peak Parameters Versus Iodine Values .....	312
50	Summary of Stepwise Regression Analysis with DSC Crystallization Peak Parameters Versus Free Fatty Acid Contents .....	313
51	Summary of Regression Analysis on Validation Data (TPC vs. DSC) .....	314
52	Summary of Regression Analysis on Validation Data (IV vs. DSC) .....	315
53	Summary of Regression Analysis on Validation Data (FFA vs. DSC) .....	315
54	Reproducibility and Accuracy Data for Total Polar Compounds Determination by the DSC and AOCS Official Methods .....	327
55	Reproducibility and Accuracy Data for Iodine Values Determination by the DSC and AOCS Official Methods .....	327
56	Reproducibility and Accuracy Data for Free Fatty Acid Contents Determination by the DSC and AOCS Official Methods .....	327
57	Initial Chemical Characteristics of Vegetable Oils .....	336





58	DSC Oxidative Induction Time ( $T_o$ ) and OSI Values of Various Vegetable Oils .....	338
59	Relationships between Logarithm of DSC $T_o$ Value ( $\log_{10} T_o$ ) and DSC Isothermal Temperature ( $T$ ) of Various Vegetable Oils .....	339
60	Pearson Correlation Coefficient Matrix between DSC and OSI Methods .....	340
61	Relationships between OSI Values and DSC Oxidative Induction Time ( $T_o$ ) at Four Different Isothermal Temperatures .....	340
62	Effects of Various Antioxidants on DSC Onset Time ( $T_o$ ) Values of Refined-bleached-deodorized Palm Olein .....	356
63	Relationship between DSC Onset Time ( $T_o$ ) Values and Different Levels of Antioxidants in Refined-bleached-deodorized Palm Olein .....	358
64	Initial Quality Characteristics of Vegetable Oils Before Differential Scanning Calorimetric Analysis .....	366
65	The Reaction Rate Constants ( $k$ ) at Four Different Temperatures ( $T$ ) for DSC Oxidative Stability Measurement of Various Vegetable Oils .....	368
66	Relationship between Logarithm of Reaction Rate Constant ( $\log k$ ) Versus Temperature ( $T$ ) and Predicted $T_o$ Data for Lipid Oxidation of Vegetable Oils .....	370
67	Estimated Arrhenius Parameters for Lipid Oxidation of Vegetable Oils ( $\ln k$ Versus $1/T$ ) .....	372
68	Kinetic Constants for Lipid Oxidation of Vegetable Oils .....	373
69	Absolute Reaction Rate Parameters (from Activated Complex Theory) for Lipid Oxidation of Vegetable Oils ( $\ln k/T$ Versus $1/T$ ) .....	375

