



THE UNIVERSITY *of* EDINBURGH

This thesis has been submitted in fulfilment of the requirements for a postgraduate degree (e.g. PhD, MPhil, DClinPsychol) at the University of Edinburgh. Please note the following terms and conditions of use:

- This work is protected by copyright and other intellectual property rights, which are retained by the thesis author, unless otherwise stated.
- A copy can be downloaded for personal non-commercial research or study, without prior permission or charge.
- This thesis cannot be reproduced or quoted extensively from without first obtaining permission in writing from the author.
- The content must not be changed in any way or sold commercially in any format or medium without the formal permission of the author.
- When referring to this work, full bibliographic details including the author, title, awarding institution and date of the thesis must be given.

Harmonic Analysis of Music Using Combinatory Categorical Grammar

Mark Granroth-Wilding



Doctor of Philosophy
Institute for Language, Cognition and Computation
School of Informatics
University of Edinburgh
2013

Abstract

Various patterns of the organization of Western tonal music exhibit hierarchical structure, among them the harmonic progressions underlying melodies and the metre underlying rhythmic patterns. Recognizing these structures is an important part of unconscious human cognitive processing of music. Since the prosody and syntax of natural languages are commonly analysed with similar hierarchical structures, it is reasonable to expect that the techniques used to identify these structures automatically in natural language might also be applied to the automatic interpretation of music.

In natural language processing (NLP), analysing the syntactic structure of a sentence is prerequisite to semantic interpretation. The analysis is made difficult by the high degree of ambiguity in even moderately long sentences. In music, a similar sort of structural analysis, with a similar degree of ambiguity, is fundamental to tasks such as key identification and score transcription. These and other tasks depend on harmonic and rhythmic analyses. There is a long history of applying linguistic analysis techniques to musical analysis. In recent years, statistical modelling, in particular in the form of probabilistic models, has become ubiquitous in NLP for large-scale practical analysis of language. The focus of the present work is the application of statistical parsing to automatic harmonic analysis of music.

This thesis demonstrates that statistical parsing techniques, adapted from NLP with little modification, can be successfully applied to recovering the harmonic structure underlying music. It shows first how a type of formal grammar based on one used for linguistic syntactic processing, Combinatory Categorical Grammar (CCG), can be used to analyse the hierarchical structure of chord sequences. I introduce a formal language similar to first-order predicate logical to express the hierarchical tonal harmonic relationships between chords. The syntactic grammar formalism then serves as a mechanism to map an unstructured chord sequence onto its structured analysis.

In NLP, the high degree of ambiguity of the analysis means that a parser must consider a huge number of possible structures. Chart parsing provides an efficient mechanism to explore them. Statistical models allow the parser to use information about structures seen before in a training corpus to eliminate improbable interpretations early on in the process and to rank the final analyses by plausibility. To apply the same techniques to harmonic analysis of chord sequences, a corpus of tonal jazz chord sequences annotated by hand with harmonic analyses is constructed. Two statistical parsing techniques are adapted to the present task and evaluated on their success at

recovering the annotated structures. The experiments show that parsing using a statistical model of syntactic derivations is more successful than a Markovian baseline model at recovering harmonic structure. In addition, the practical technique of *statistical supertagging* serves to speed up parsing without any loss in accuracy.

This approach to recovering harmonic structure can be extended to the analysis of performance data symbolically represented as notes. Experiments using some simple proof-of-concept extensions of the above parsing models demonstrate one probabilistic approach to this. The results reported provide a baseline for future work on the task of harmonic analysis of performances.

Acknowledgements

The supervision of Mark Steedman has been immensely valuable to me, not only in bringing the present thesis to fruition, but also for all that I have learned from it regarding academic research, both in the field and more generally. It has, furthermore, been a great pleasure to work with Mark over the past few years and I shall be sad to lose the benefit of his vast experience and his deep understanding of computational linguistics and cognitive science in general. I am also grateful to Sharon Goldwater for valuable input at various stages of the project and for comments on this thesis.

I have gained a huge amount from meetings and frequent in-depth discussions with the other members of the research group. Many thanks to Emily Thomforde, Tom Kwiatkowski, Kira Mourão, Prachya Boonkwan, Michael Auli, Luke Zettlemoyer, Christos Christodoulopoulos, Aciel Eshky, Greg Coppola, Mike Lewis, Alexandra Birch, Tejaswini Deoskar, Nathaniel Smith and Bharat Ambati for discussions and advice. Special thanks must go to Christos, firstly, for all the extensive daily exchanges over coffee, which have had a substantial impact on my research; and, secondly, for reading this thesis and providing valuable and detailed comments at a time when he really should have been concentrating on his own. The parts of this thesis relating to chord dependencies and dependency evaluation owe much to ideas and insights coming out of conversations with Joakim Nivre.

My research has benefitted greatly from presenting the work at the following conferences and workshops: Neuromusic IV, SICSA 2011, MML 2012, ICMC 2012. I am grateful to all concerned for the useful feedback on my work that I received on these occasions and for the interesting connections that they permitted me to make between my own work and others'.

I owe a great deal to many of my friends and family members. Two family members in particular deserve a special mention. I am immensely grateful to Leonie Wilding for truly remarkable proofreading of this thesis: clear, accurate and amazingly thorough, not to mention speedy. Hanna Granroth-Wilding has provided invaluable support through the duration of my PhD and, in particular, during the most stressful times in the process of writing this thesis. As well as giving me the benefit of the viewpoint of a quite different scientific discipline, she has helped me to keep things in perspective and work steadily on, particularly during the final stages of writing.

I gratefully acknowledge the funding I have received to carry out this work from the Engineering and Social Research Council and FP7 grant 249520 (GRAMPLUS).

Declaration

I declare that this thesis was composed by myself, that the work contained herein is my own except where explicitly stated otherwise in the text, and that this work has not been submitted for any other degree or professional qualification except as specified.

(Mark Granroth-Wilding)

Table of Contents

1	Introduction	1
2	Structure in Language and Music	5
2.1	Introduction	5
2.2	Literature Review: Formal Grammars in the Analysis of Music	6
2.2.1	Formalizing Music Theory	7
2.2.2	Syntax and Semantics	8
2.2.3	Musical Grammars	11
2.2.4	Probabilistic Music and NLP	20
2.3	Syntax in Language	23
2.4	Combinatory Categorical Grammar	24
2.5	Functional Structure in Harmony	27
2.5.1	The Cadence and Harmonic Function	28
2.5.2	Coordination	30
2.5.3	Jazz Harmony	30
2.6	Tonality	31
2.6.1	Consonance and Harmony	31
2.6.2	Just Intonation	33
2.6.3	Equal Temperament	35
2.6.4	Harmonic Interpretation	36
2.6.5	Example Interpretations	39
2.7	Conclusion	44
3	A Grammar for Tonal Harmony	45
3.1	Introduction	45
3.2	Tonal Harmonic Interpretation Semantics	46

3.2.1	The Lambda Calculus as Notation	47
3.2.2	Interpretation of Tonics	48
3.2.3	Interpretation of Cadences	50
3.2.4	Coordination of Cadences	51
3.2.5	Multiple Cadences: Development	53
3.2.6	Colouration: Empty Semantics	54
3.2.7	Extracting the Tonal Space Path	55
3.2.8	Representation as Dependency Graphs	58
3.3	CCG for Harmonic Syntax	59
3.4	A Grammar for Jazz	63
3.4.1	The Rules	63
3.4.2	The Lexicon	65
3.5	Key Structure	70
4	Building an Annotated Corpus	73
4.1	Introduction	73
4.2	Chord Sequence Data	74
4.2.1	Data Format	74
4.2.2	Cross-Validation	76
4.3	Annotating a Unique Gold-Standard Interpretation	77
4.4	Annotation Procedure	82
4.4.1	Analysis Decisions	85
4.5	Omissions	87
4.5.1	Consistency	88
4.6	Lexical Ambiguity	90
4.7	Conclusion	91
5	Statistical Parsing of Chord Sequences	93
5.1	Introduction	93
5.2	Supertagging Experiments	95
5.2.1	Supertagging	95
5.2.2	N-Gram Supertagging Models	97
5.2.3	Using the C&C Supertagger	102
5.2.4	Evaluation	103
5.2.5	Results	104
5.3	Statistical Parsing Experiments	107

5.3.1	Introduction	107
5.3.2	CKY Parsing	107
5.3.3	Hockenmaier’s Parsing Model for CCG	109
5.3.4	PCCG for Parsing with the Jazz Grammar	112
5.3.5	Tonal Space Path HMM Baseline	116
5.3.6	Aggressive Backoff	119
5.3.7	Evaluation	121
5.3.8	Results	124
5.4	Discussion and Conclusion	126
6	Parsing Note-Level Performance Data	129
6.1	Introduction	129
6.2	Data Representation: MIDI	131
6.3	Adding MIDI to the Jazz Corpus	131
6.4	Pipeline Approach	132
6.4.1	Chord Recognizer as a Frontend to the Supertagger	132
6.4.2	Supertagging a Chord Lattice	135
6.4.3	HMM Baseline	139
6.4.4	Evaluation	140
6.4.5	Results	147
6.4.6	Discussion	148
6.5	Future Work	149
6.6	Conclusion	152
7	Conclusion	155
	Bibliography	159

Table of Examples

2.1	Linguistic CCG function application	25
2.2	Linguistic CCG derivation with semantics	26
2.3	Linguistic composition rule	26
2.4	Linguistic coordination rule	27
2.5	Tonal space analysis of the <i>Basin Street Blues</i>	39
2.6	Tonal space analysis of the opening of BWV 553	41
2.7	Tonal space analysis of <i>Autumn Leaves</i>	42
3.1	Function application with the lambda calculus	47
3.2	Function application for the semantics of a passive verb	48
3.3	Logical forms for the interpretation of tonics	50
3.4	Derivation of a harmonic interpretation from its constituents	51
3.5	Derivation of a harmonic interpretation using composition	51
3.6	Conjunction of cadence logical forms by coordination	52
3.7	Coordinated cadence logical form applied to its resolution	52
3.8	Coordinating more than two cadences	53
3.9	Resolution of a dominant onto a coordination	53
3.10	Concatenation of two resolved cadences by the development rule	54
3.11	Concatenation of a tonic with a resolved cadence	54
3.12	Colouration chord with empty semantics	54
3.13	Derivation of a cadence logical form constrained by syntactic types	61
3.14	Syntactic derivation of a cadence by composition	62
3.15	Syntactic derivation of a coordinated cadence	62
3.16	Syntactic types for a cadence from <i>Can't Help Lovin' Dat Man</i>	63
3.17	Repeated tonic chords, including a substitution, interpreted by a category produced by the tonic repetition rule	65

3.18	Extended cadence derivation with semantics	69
3.19	Derivation of cadence from <i>Can't Help Lovin' Dat Man</i>	69
3.20	Rough sketch of a syntactic derivation permitting interpretation of hierarchical modulation	72
4.1	The order of composition and coordination in a derivation does not affect the result	78
4.2	Categories assigned to a cadence from <i>Alfie</i>	82
4.3	Categories assigned to a cadence from <i>Alfie</i> , with schema names	85
5.1	Chord sequence for a cadence from <i>Can't Help Lovin' Dat Man</i> (repeated)	93
5.2	Derivation of an implausible interpretation of <i>Can't Help Lovin' Dat Man</i> cadence	94

Table of Acronyms

- AA** anotation accuracy 89
- AST** adaptive supertagging (Clark & Curran, 2004a) 97, 103, 125, 127, 135, 137, 157
- CCG** Combinatory Categorial Grammar (Steedman, 2000) iii, 2, 5, 9, 15, 20, 24–26, 44–46, 59, 63, 65, 71, 77, 90, 95, 96, 102, 107–109, 113, 114, 155–157
- CKY** Cocke-Kasami-Younger (Harrison, 1978) 107, 108, 111
- DR** dependency recovery 88, 89, 123–125, 140, 141, 146, 147, 157
- EM** expectation-maximization 101, 134
- GTTM** A Generative Theory of Tonal Music (Lerdahl & Jackendoff, 1983; Jackendoff, 1991; Lerdahl, 2001) 11–18
- HMM** hidden Markov model (Rabiner & Juang, 1986) 20, 98–101, 104, 114–118, 127, 133–135, 139, 148–150
- MIDI** Musical Instrument Digital Interface (MIDI Manufacturers Association, 1996) 131–134, 136–142, 146–153, 157
- MIR** music information retrieval 21, 130
- NLP** natural language processing iii, 1–3, 5, 7, 20, 21, 23, 58, 73, 74, 94, 96–98, 100–102, 106, 120, 123, 130, 140, 156, 158
- ODR** optimized dependency recovery 141, 142, 146–148

PCCG probabilistic CCG (Hockenmaier, 2001) 109, 110, 112, 125–127

TSED tonal space edit distance 88, 89, 123–125, 140, 148, 157

CHAPTER 1

Introduction

Hierarchical structure can be identified in the organization of Western tonal music, for example in the rhythmic patterns of the melodies and the harmonic progressions that underly them. The prosody and syntax of natural languages are commonly analysed as being organized according to similar hierarchical structures, represented as tree diagrams that divide a passage of speech or text recursively into its constituents, down to the level of individual words. It is, therefore, reasonable to expect that the techniques used to identify and process these structures automatically in natural language might profitably be applied to the automatic interpretation of music.

In natural language processing (NLP), analysing the syntactic structure of a sentence is usually a prerequisite to semantic interpretation. The analysis is a non-trivial task, as a result of the high degree of ambiguity in even moderately long sentences. In music, a similar sort of structural analysis, over sequences exhibiting a similar degree of ambiguity, is fundamental to tasks such as key identification and score transcription. These and other tasks depend on both a harmonic (tonal) analysis and a rhythmic (metrical) analysis.

There is a long history of the application of linguistic analysis techniques to musical analysis (among others, Meyer, 1956; Cooke, 1959; Bernstein, 1976; Smoliar, 1976; Roads & Wieneke, 1979; Baroni et al., 1983), with varying degrees of formality. Some of this work has explored various applications of formal grammars to the analysis

of hierarchical structure (Winograd, 1968; Keiler, 1981; Lerdahl & Jackendoff, 1983; Steedman, 1996; Rohrmeier & Cross, 2009). Meanwhile, in the field of NLP, statistical modelling, in particular in the form of probabilistic models, has become ubiquitous for large-scale practical analysis of language (for example Collins, 1997; Hockenmaier & Steedman, 2002; Clark & Curran, 2004b; Auli & Lopez, 2011). The focus of the present thesis is on the application of formal grammars and related statistical models of language to the task of automatically analysing music. I argue that the structures that underly the harmonic progressions of Western tonal music have a syntax similar to that of natural languages and that the unconscious processing of these structures by listeners can be modelled using a formalism similar to those used to model linguistic syntactic processing. I address the question that naturally follows of to what extent the statistical parsing techniques used to perform automatic linguistic analysis in NLP can be applied to automatic harmonic analysis of music.

This thesis demonstrates that statistical parsing techniques, adapted from NLP with little modification, can be successfully applied to recovering harmonic structure. It shows first how a type of formal grammar similar to one used for linguistic syntactic processing, Combinatory Categorical Grammar (CCG, Steedman, 2000), can be used to analyse the hierarchical structure of chord sequences. Harmonic structure can be analysed in terms of relationships between chords expressed in the tonal space of Longuet-Higgins (1962a,b). Several of the authors cited above have proposed grammars to formalize the structure of tonal relationships between chords and the analyses produced by the grammar presented here bear considerable similarity to these. The proposed grammar differs from previous work in two main respects. Firstly, it makes the distinction advocated by Steedman (2000) between semantics – the formal structural analysis of interest – and syntax – the rules that govern the process of deriving the structure from an unstructured input. Though the distinction has in general not been made explicitly, previous work has focused primarily on the former: the structures that underly harmony as unconsciously understood by a listener. The explicit separation of these components of the analysis made by CCG permits an account of the process of syntactic derivation in which the structure of a derivation need not strictly follow the structure that is derived. As a result, a parser is able to perform a more incremental (that is, left-to-right) analysis and the grammar may use a less constrained notion of constituency. Secondly, taking advantage of this latter feature of the formalism, the grammar treats unfinished cadences (or ‘half-cadences’) in a new way. Whilst maintaining an analysis of extended cadences as structures with a right-branching embedding, it permits a

left-branching embedding of the constituents built during a derivation, allowing unfinished cadences to be treated as constituents. The interpretation of multiple unfinished cadences as sharing an eventual resolution is structurally analogous to a type of coordination common in natural language. Together with a handling of modulation similar to some of the previous work, the result is a grammar capable of analysing a wide range of musical structures within a particular genre and easily adaptable to other genres. The present work introduces a formal language similar to first-order predicate logic to express tonal relationships. The syntactic grammar formalism then serves as a mechanism to map unstructured chord sequences onto their semantics represented in this language. A grammar using the formalism is presented for analysing chord sequences of jazz standards, which tend to feature particularly complex patterns of structural embedding in their harmony. Both the formal language of harmonic analysis and the grammar formalism are further developments of the previous work of Steedman (1996) and the author (Wilding, 2008). They are described in full in chapter 3.

In NLP, the high degree of ambiguity of syntactic analysis means that a parser must consider a huge number of possible structures. Chart parsing provides an efficient mechanism by which to explore them. The addition of statistical models allows the parser to use information about the frequency of structures seen before in a training corpus to eliminate improbable interpretations early on in the process and to rank the final analyses by plausibility. To apply the same techniques to harmonic analysis, a corpus of chord sequences annotated with good analyses is required. Chapter 4 documents the construction of such a corpus of analyses using the grammar and some of the difficulties encountered in the process.

The present work follows in a long tradition of linguistic-style grammatical analyses of music. It is, however, the first to apply statistical models of grammatical structure to wide-coverage automatic harmonic analysis. Chapter 5 describes the adaptation of two statistical parsing techniques and their evaluation: a probabilistic model of grammatical derivations and a *supertagger*, allowing fast approximate parsing. The corpus is small, which puts limitations on the statistical models that can be trained using it. The experiments in chapter 5 with supertaggers make it clear that the type of history-based sequence models tested can only use a small amount of contextual information. Parsing experiments in chapter 5 show that parsing using the model of derivations is successful at recovering harmonic analyses, improving substantially over a baseline Markovian model. Using the derivation model together with the supertagger, the parser achieves a similar improvement over the baseline with much shorter processing time.

Chord sequences provide a useful abstraction of musical input to demonstrate the effectiveness of the parsing techniques and it is an assumption of this analysis technique that segmentation of the input into passages of similar underlying harmony must feature in any harmonic analysis of musical data at the level of performed or written notes. Transcribed chord symbols, of the sort used as input to a parser in the experiments of chapter 5, approximate a segmentation into harmonic units that is required for a harmonic analysis of the notes of a performance or a score. It should, therefore, be possible in principle at least to extend the same analysis techniques to the interpretation of data representing an actual musical performance. Such an extension would have useful applications in many practical tasks, for example in the field of music information retrieval, as well as being of interest to constructing a more convincing account of human cognition of musical structure. Chapter 6 introduces some extensions of the parsing techniques to handle musical performance data, symbolically represented as a stream of notes. The models presented are simple and theoretically rather unsatisfactory, but serve to demonstrate one manner in which the models previously used for chord sequence analysis can be extended to this harder task. The results reported provide a baseline for future work on the task of harmonic analysis of performance data.

Structure in Language and Music

2.1 Introduction

Many tasks in NLP, such as query understanding and sentiment analysis, are dependent on analysis of the predicate-argument structure of sentences, performed by parsing. In this thesis, I argue that the task of natural language parsing is analogous to the musical task of analysis of the tension-resolution structures found in tonal harmony. This analogy has previously been exploited for harmonic and other types of musical analysis. The analogy leads naturally to the question of whether the well-developed techniques applied to the language parsing task in NLP can equally be applied to a similar parsing task defined for harmony.

This chapter presents an overview of the important background to the present goal of adapting parsing techniques to harmonic analysis. Section 2.2 surveys previous work in this field and discusses the present work's relation to other grammatical approaches to musical analysis. Sections 2.3 and 2.4 introduce the concept of syntactic parsing and the grammatical formalism, CCG, which I later take as the basis for a grammar of harmony. Section 2.5 describes informally the sorts of structures found in tonal harmony that this work is concerned with analysing. Section 2.6 outlines a theory of tonal music which provides a formal model for harmonic analysis of those structures.

2.2 Literature Review: Formal Grammars in the Analysis of Music

The nature of human response to music, its relationship to the musical signal and the mechanisms by which a signal is interpreted, internally represented and remembered by a listener have long been a subject of wide-ranging investigation (Euler, 1739; Helmholtz, 1862; Meyer, 1956; Cooke, 1959; Desain & Honing, 1992). Music as a communicative system resembles natural languages in that it requires the unconscious inference of structures ambiguous in the signal in order to be understood by a listener (Keiler, 1981). Relating these cognitive structures to the meaning conveyed by the music is a critical part of understanding the nature of musical communication. Besides studying the sorts of meaning that music is capable of conveying, it is prerequisite to such an endeavour to explain the cognitive structures that support communication of musical meaning – the structures underlying perception of, for example, melody, harmony and rhythm – in much the same terms as the corresponding question for language (Longuet-Higgins, 1978).

A listener hearing a sentence in English must be aware of certain linguistic structures underlying it in order to derive the speaker's meaning. Inference of the logical relationships between the entities, actions and events denoted by the words is an essential part of the semantic interpretation of the sentence. Identifying these relations requires connections to be made between arbitrarily distant words in the sentence. Similar close relationships exist between musical elements linearly (that is, chronologically) distant in the signal processed by a human listener. In both music and language, the structural organization underlying the signal plays an essential role in interpreting and memorizing it and, in both cases, this is performed unconsciously by the listener. This observation is fundamental to much work that has drawn on the links between music and language (Meyer, 1956; Longuet-Higgins, 1962a,b; Smoliar, 1976; Lerdahl & Jackendoff, 1983). Cooke (1959, p. 33) takes it as the basis for an attempt to explain the nature of musical emotional expression. He describes the technical construction of music as the 'magnificent craftsmanship whereby composers express their emotions', claiming that it is 'unintelligible to the layman, except emotionally'. In other words, he recognizes that structural organization must play a part even for an untrained listener in the emotional effects of music, albeit unconsciously.

In this section, I examine some formal approaches to characterizing the structural processing of music, and in particular harmony, performed by a listener. I relate them to a particular approach to a related task in NLP – the analysis of the semantic predicate-argument relations in sentences by syntactic parsing using formal grammars.

2.2.1 Formalizing Music Theory

There is a long history in Western music theory of informal description of musical structure, most commonly as an aid to composers (for example, Cooke, 1959; Schenker, 1906). Many authors have advocated the formalization of intuitions regarding musical organization, some drawing on formal tools from linguistics (see below) and others on other means of formal description, including imperative programming languages (Smoliar, 1976; Forte, 1967; Longuet-Higgins & Steedman, 1971; Baroni et al., 1983; Temperley & Sleator, 1999). Baroni et al. (1983) define the fundamental role of scholarly discussion of music as providing a theoretical framework which may serve ‘as a formal model for the phenomena it describes and thus be capable of “explaining” the complexity of music as an instrument of communication and culture.’ Temperley (2007) advocates approaching the theory of music cognition by proposing computational models on the basis that, whilst the ability of a model to support automatic computation does not prove its suitability as a model of human cognition, it does satisfy an important requirement of a plausible model.

In his series of six Norton Lectures, Bernstein (1976) proposed the application of Chomsky’s (1965) formal grammars to the analysis of music. Although the specifics of Bernstein’s proposal have been widely rejected for a range of reasons, his idea served as the inspiration for several lines of research exploring the formal and cognitive correspondences between music and language. In a response to Bernstein’s proposal, Keiler (1978), whilst supporting the exploration of application of formal grammars to musical analysis, urges caution in drawing correspondences. The approach he proposes is to look for connections between linguistic and musical analysis only where they are dictated by characteristics that arise independently in the two domains, emphasizing the dangers of beginning with assumptions regarding the specific correspondences we expect to find. Lerdahl & Jackendoff (1983) make a similar point, observing that their own analysis turns out not to resemble linguistic theories very closely. Katz & Pesetsky’s (2011) recent approach, on the other hand, is quite different. Although they take Lerdahl & Jackendoff’s (1983) analysis as their starting point, they attempt to show that

it can after all be re-expressed in terms very similar to linguistic theories. Contrary to Keiler's argument, they begin with the hypothesis that music and language are products of a single cognitive system and that, therefore, theories of musical and linguistic structure should be maximally aligned. Bernstein's was one of several early proposals for the formal analysis of musical cognition using grammars (Winograd, 1968; Lindblom & Sundberg, 1969) and subsequently a variety of approaches have been explored (Longuet-Higgins, 1978; Keiler, 1981; Lerdahl & Jackendoff, 1983; Steedman, 1984; Johnson-Laird, 1991; Steedman, 1996; Pachet, 2000; Chemillier, 2004; de Haas et al., 2009; Rohrmeier & Cross, 2009), to which much of the remainder of this review will be devoted. Longuet-Higgins & Lisle (1989) sketch an application of Chomskian grammars to music in which a language corresponds to a musical idiom, an utterance to a composition in that idiom and logical meaning to affective meaning. The correspondence is the same that is used by Lerdahl & Jackendoff (1983) (though Longuet-Higgins & Lisle claim their generative theory of music to be closer to the Chomskian paradigm).

2.2.2 Syntax and Semantics

Steedman (2002) makes a connection between certain fundamental operations involved in syntactic processing and operations in the reasoning that underlies planning a series of actions in order to achieve a goal. The importance of this connection is that it supports a theory of human linguistic processing which is deeply connected to the more general human capacity to represent and reason about actions and their consequences, a connection suggested by neurological literature on language processing and child language acquisition. If the unconscious structural organization of a linguistic signal can be explained in terms of a set of operations having their origin in motor planning, it is likely that a similar explanation can be provided for the organization of structurally similar musical relationships, such as those formalized by Keiler (1981) or Johnson-Laird (1991). Furthermore, the possibility that operations from the same evolved capacity for planning can offer an explanation of cognition of both language and music provides new grounds for Katz & Pesetsky's (2011) programme searching for a theory of musical competence that resembles linguistic theory as closely as possible in the hope that the result may shed light on the cognitive capacity common to the two¹.

¹ Honing (2011a,b) even suggests, on the basis of experiments with young babies, that certain types of cognitive processing of music might be more primitive than language processing, although his experiments concern perception of pitch and metre at a level which has little impact on an explanation of our

Steedman (2000) argues for a theory of syntax that differs from that underlying many earlier treatments of linguistic grammar. Rather than being seen as a level of representation of linguistic structure, it is treated as a characterization of the process by which a semantic interpretation is derived compositionally from the language's spoken form. The semantic interpretation includes a *logical form*, a representation of the predicate-argument relationships expressed in the surface form. The syntactic component of a grammar serves to enforce language-specific constraints on the ordering and combination of constituents in mapping the linguistic signal to its interpretation. Under this approach, the meaning representation is quite separate to the syntactic constructs available to derive it from sentences. The result is that an account of syntactic processing need not strictly reflect the structure of the meaning representation in the intermediate structures it builds. For example, the fact that the logical form of a particular sentence takes the form of a right-branching structure need not prevent the left-branching syntactic derivation that better explains a hearer's ability to perform an incremental analysis. Steedman presents the grammar formalism of CCG, which expresses a transparent connection between a compositional semantics and the syntactic constituents by which it is induced from the surface form and which permits the required non-standard derivational structures.

A feature by no means unique to this breed of linguistic theory, but made more explicit by the transparent pairing of syntax and semantics, is that the purpose of specifying a grammar for a natural language is not to define a set of sentences permissible in a language, nor to provide a test for the permissibility of a particular sentence, but to explain the relationship between the elements of a sentence and the structure of the sentence's meaning. Lerdahl & Jackendoff (1983) note that a misunderstanding of the role of a formal grammar in this way has led some to a mistaken understanding, or indeed a complete rejection, of the applicability of formal grammars to a theory of music. This separation also provides an answer to Narmour's rejection of a theory of music based on Chomsky's (1965) transformational grammars. Narmour (1977, pp. 116–119) argues against a transformational grammar approach to music (in particular, against a grammatical formalization of Schenkerian theory) on the grounds that it is impossible to separate the structure of the interpretation from the structure that derives it. He argues about Schenkerism in general that it fails to separate analysis from methodology. Steedman's theory of grammar, however, does just that in its explicit separation of logical semantics from the rules of syntax constraining its derivational process.

capacity to process complex musical structures.

Longuet-Higgins (1978) points out that, whilst many authors had previously attempted to define the meaning expressed by music (Hindemith, 1942; Tovey, 1949; Meyer, 1956; Cooke, 1959) and its relation to musical structure, none had addressed the issue of providing a theory of the cognitive structures that underly our ability to interpret, remember and recognize music. That is, they do not explain the structures that we perceive when we hear a piece of music and how they relate to the sound signal. This question corresponds to the question in the linguistic domain of what logical structures are conveyed by a speech signal (for example the logical forms discussed above) that allow us to interpret it with respect to some notion of the real world and how the speech signal is processed to retrieve them. In formalizing musical structure and the syntax that relates it to a musical surface form, it is not particularly important that the meaning expressed by music is of a very different kind to that typically expressed by language. London (2011) rejects a linguistic-style treatment of musical syntax for several reasons, among them its lack of referential-semantic content. This criticism is put in a different light by Steedman's (2000) view of syntax. A logical form such as *eats'* (*keats'*, *beets'*) for the sentence *Keats eats beets* cannot serve as an interpretation of the sentence's meaning with respect to a model of the world without some connection between the predicate *eats'* and the familiar concept of consuming food, and so on. Such a connection is assumed to be available in the interpretation of the sentence as far as the logical form is concerned in the form of a model theory. Regardless of the meaning associated with *eats'*, it is essential to understanding the denotation of the sentence that the listener recognize the particular predicate-argument structure that the logical form expresses. Likewise, regardless of the affective or indexical meaning that might follow (in the style of Meyer, 1956 or Cooke, 1959), in order to build the prerequisite cognitive structure to interpret the chord sequence $D^7 G^7 C$ in the key of C major it is essential to recognize the dominant relation of the G^7 with respect to the C and the secondary dominant relation of the D^7 to the G^7 . Despite the absence of a full account of musical meaning, we do have a fairly good knowledge of many of the structures essential to perception of music: phrases, metre, polyphony, harmony, etc. This review focuses on work whose goal is to characterize the cognitive structures and processes that support the perception of musical meaning. I, therefore, will not talk here about work on the types of meaning conveyed by music or how they relate to these structures. (For a thorough review, see Monelle, 1992.)

2.2.3 Musical Grammars

In this section, I discuss in more detail several accounts of structure in tonal music that directly relate to the present thesis. In particular, I consider applications of linguistic-style grammars in the light of the above view of the role of syntax. In these terms, most of the works discussed are primarily concerned with a theory of the structures that constitute the *semantics* of music (in the same sense in which a logical form expresses the semantics of a sentence) and less with a theory of the computational process required to derive the structures from a musical surface.

2.2.3.1 Lerdahl and Jackendoff

A Generative Theory of Tonal Music (GTTM, Lerdahl & Jackendoff, 1983; Jackendoff, 1991; Lerdahl, 2001) has been one of the most influential works on the application of theories inspired by linguistics to music. GTTM sets out a thorough account of certain types of structure underlying music. Their analysis begins with two independent structures: *grouping structure*, representing the hierarchical segmentation of the music into phrases, and *metrical structure*, representing the organization of rhythm to align with a number of levels of regular patterns formalized as a metrical grid. Both of these precede and contribute to two further structures: *time-span reduction*, denoting the relative structural importance of notes, and *prolongation reduction*, a structure of tension and resolution in melody. The structures are derived by a collection of semi-formal preference rules governing the order in which notes are connected to the structures and the type of relationship expressed by the connection. Lerdahl & Jackendoff (1983) state that the theory is concerned not with the cognitive processes of a listener, but rather with ‘the final state of his understanding’. Jackendoff (1991) describes GTTM as ‘an account of the abstract structures available to the listener’ and ‘of the principles available to the listener to assign abstract structure to pieces of music’. Thus GTTM makes an important contribution to the formalization of the cognitive structures that underly music, but does not attempt to represent any aspect of the process by which they are unconsciously produced. Jackendoff (1991) further outlines some principles for the construction of an interpretative mechanism, a parser, that explain how the listener can build the structures in real time. These include an approach to ambiguity now common in statistical parsing of natural language and applied to musical parsing in the present thesis, though Jackendoff does not propose the use of statistics to model the relative plausibility of ambiguous interpretations.

Clarke (1986) claims that Lerdahl & Jackendoff do not take due consideration of Chomsky's distinction between *competence* – an idealized system of linguistic knowledge shared by native speakers – and *performance* – the practical issues that come into play in the actual use of a language for communication. From their aim of modelling the final state of understanding of an idealized experienced listener, Lerdahl & Jackendoff appear, like Chomsky, to position their work firmly in the domain of competence. Clarke (1986) questions this classification, pointing out several psychological aspects of the theory discussed in GTTM, suggesting that they are after all interested in the implications for a theory of performance. Nevertheless, a theory of competence grammar cannot be divorced from issues of performance, since the two must have developed together as part of a single system (Steedman, 2000, p. 261). This holds for musical grammar just as for linguistic grammar, since music serves its primary communicative purpose through its capacity to be interpreted unconsciously by a listener in real time. A competence grammar must be able to support a plausible theory of a performance mechanism, providing, for example, any required notions of constituency and incrementality. A theory of what is computed, as opposed to one of how the computation is carried out (to use the terminology of Johnson-Laird, 1991), should, therefore, not eschew consideration of the computational properties of the processing that it entails. Rosner (1984) points out the particular danger of dismissing as irrelevant this aspect of a theory while making such bold claims as Lerdahl & Jackendoff do regarding the innateness of musical cognition and consequent universality of some aspects of their theory.

Jackendoff (1991) sets out four necessary components of a theory of music perception, accounting for (1) abstract structures available to a listener; (2) the principles by which a listener may assign these structures to music; (3) how the principles are applied in real time and (4) the facilities in the mind for applying the principles. He claims that Lerdahl & Jackendoff (1983) addressed (1) and (2) and sketches an approach to providing (3) for GTTM. The outlined computational model, a *parallel multiple-analysis parser*, is essentially the approach to parsing widely accepted as the basis for statistic parsers in the natural language parsing community, though Jackendoff does not link the notion of plausibility to anything as concrete as a statistical model. Simply augmenting the rules of GTTM with a system of priorities, as originally suggested by Lerdahl & Jackendoff (1983) and implemented by Hamanaka et al. (2006) might appear to take a step towards answering the criticism of, among others, Longuet-Higgins (1983) that GTTM fails to constitute a formal analysis. However, Clarke (1986) notes that Ler-

dahl & Jackendoff are mistaken in viewing the indeterminacy of GTTM as a reflection of the inconsistency of human analysis: instead, the model should provide definite analyses, with specific points of divergence between alternative, but nonetheless well-defined, analyses. The theory should explain in precise terms how a human listener can construct an unambiguous analysis of some passages of music. Where ambiguity arises in human interpretation, it should be accounted for as a choice between multiple alternative interpretations, each deemed acceptable by the theory. Jackendoff (1991) takes quite a different view of ambiguity to Hamanaka et al. (2006), closer to Clarke's (1986). His proposed parser would in principle be capable of outputting multiple fully formed analyses.

The similarities between GTTM and Schenkerian analysis (Schenker, 1906) are seen by the authors as a happy coincidence, formalization of Schenker's analysis not having been a goal in GTTM's construction. Despite this, they share with Schenkerian analysis two central and questionable characteristics. Firstly, hierarchical structure is treated in terms of reductions from one musical surface to another more sparse, but in essence similar, form. Secondly, a single analysis procedure is applied from the lowest levels of abstraction – the relationships between individual notes – to the highest – the overall structure of sections or keys. The use of reductions as the basis for musical structure is stated in the strong form which they adopt as the *strong reduction hypothesis*. The essence of this is the idea that the events that make up the musical surface can be organized into a hierarchical structure of relative perceptual importance. However, it goes further in assuming that a musical surface can be analysed by a reduction of adjacent constituents, each headed by a single pitch event (note or chord of simultaneous notes). This appears a reasonable principle, for example, when reducing a suspension and resolution to just the resolution and thereafter treating the passage as if it were the resolved chord alone. However, in other circumstances it appears less reasonable. In an extreme case, for example, the same principle leads to the assumption that a whole section of a piece is subconsciously identified by a listener with its most salient pitch event in determining its prominence with respect to surrounding units. It is similarly questionable in a model of cognition that high-level structural forms which unfold over long periods of time, such as sonata form, should be a part of the same analysis mechanism that interprets relationships at a local level. A quite separate formalism may be appropriate, such as one based on the models of periodic patterns suggested by Simon & Sumner (1968).

Marsden (2010) has addressed the possibility of a computational system that directly models the process of Schenkerian analysis. Unsurprisingly, his system suffered from high computational complexity and needed to use aggressive pruning techniques to eliminate unpromising analyses. However, there is a more fundamental problem in the present context, even if a computational procedure can be defined to produce satisfactory Schenkerian analyses. Any such approach suffers from the serious drawback that, in contrast to GTTM, it remains a mystery what Schenker's structures aim to represent (Temperley, 2011) and it is not clear that there is any reason to suppose they formalize a cognitive structure built by a listener.

The component of GTTM that relates to the type of harmonic structure examined in the present thesis is prolongation reduction. The rules for construction of prolongation reduction trees lead to some structures closely related to those formalized by Keiler (1981), Steedman (1996) and Rohrmeier (2011). The most fundamental difference of the analyses of these authors from GTTM is that their structures are strictly confined to expressing harmonic relationships between chords and tonal regions, whilst the structures of prolongation reduction incorporate in a single set of rules an analysis ranging from relationships between individual notes at the lowest level to the highest level of form dominating the entire piece.

Lerdahl (2001) relates the hierarchical structures of prolongation reduction to a hierarchical model of tension. He notes that this notion of tension is only one of a variety of musical phenomena that are described as tension and that his model captures only a notion of tension related to harmonic stability. The degree of tension is related to the level of embedding of harmonic structure and is presumed to be directly perceptible and quantifiable by a listener (provided it can be distinguished from other sources of tension). Many other authors who propose hierarchical formalizations of harmonic structure, including those discussed below and the present thesis, do not make a direct link between the depth of embedding of harmonic relations and perceived tension. Furthermore, a connection between cognitively constructed harmonic structure and immediately perceived tension is incompatible with an account of the mental process of construction of the structures that permits multiple ambiguous structures to be maintained simultaneously and disambiguated by later musical events (as proposed, for example, by Jackendoff, 1991), since this entails that a listener must be able to modify their immediate perception of potentially quite distant past events.

2.2.3.2 Katz and Pesetsky

Recently, Katz & Pesetsky (2011) have reassessed GTTM in an attempt to align the theory more closely with linguistic theory. They present a persuasive argument for a specific correspondence between language and music which they call the *identity thesis*, in which the two are distinguished by their building blocks but have in common the structural operations that must be applied to them to interpret linguistic or musical surfaces. This proposal is connected to the relationship proposed by Steedman (2002) between the basic operations of linguistic processing and a general human capacity for planning.

Katz & Pesetsky claim that subsequent developments in linguistics suggest new ways of looking at GTTM in which many former obstacles to unification of the theories no longer appear as problematic. They furthermore highlight gaps in the theory, proposing modifications to remedy them, the result of which is a closer correspondence to linguistic theories. The present thesis proposes a view of the correspondence between language and music similar to the identity thesis. The major theoretical differences arise from the quite different tradition of linguistic syntactic theory from which CCG comes and a view of the harmonic component of musical structure more closely related to the proposals of Keiler (1981) and Rohrmeier (2011) discussed below than to GTTM.

2.2.3.3 Temperley

Temperley (2001) introduces a new model of musical structure which, like GTTM, is based on the concept of preference rules. Its aim is to model the cognitive processes of a listener and for this reason Temperley rejects the many aspects of music theory which have as their goal aiding listeners by suggesting new ways of experiencing music. He argues that Schenkerian theory is primarily designed for this purpose and not to model cognitive processes and, therefore, does not attempt to follow Schenkerian analysis. Whilst closely related to some aspects of GTTM, the model discards GTTM's third and fourth components, time-span reduction and prolongation reduction, which he claims are the less psychologically well established and more controversial. Unlike GTTM, the rules are precisely defined and computationally implementable, and were implemented in the Melisma Analyzer program (Temperley & Sleator, 1999). Temperley acknowledges the importance of incrementality and ambiguity in the process of interpretation and uses an approach similar to Jackendoff's (1991) suggestion to incorporate them into the model.

Later, Temperley (2007) argues for probabilistic models of musical structure and cognition as a more satisfactory means of modelling ambiguity than preference rules. He reviews a variety of work that has previously proposed a probabilistic treatment of music and suggests Bayesian models of many aspects of musical structure. I shall return to the subject of probabilistic models of music below. Temperley (2009) extends his previous models to relate harmony, metre and stream structure to one another in a single generative model accounting for rhythm and pitch. The model is also implemented in a new version of the Melisma Analyzer.

Temperley approaches harmonic analysis in both of these works as the problem of identifying a sequence of chord roots underlying the musical surface, noting that given a solution to the problem of key identification this is equivalent to a Roman numeral analysis. This approach does not address the issue of structured relationships between chords and the models are unable to capture long-distance dependencies between chords. Temperley (2001) mentions that hierarchical structure in harmony and tonality is an important issue that he does not consider. However, to a large degree, models may be developed separately for the identification of chord roots from musical surface of notes and the identification of the relationships between chords. As we shall see below, models have been proposed for analysis of the latter that assume that another component of the system is responsible for segmenting the notes of the surface into chords and identifying roots. That is not to say that the two components may not interact and influence one another and the architecture of the model provides an interesting proposal for a means of capturing interactions between metrical and other musical structures, such as harmony. It constitutes a general proposal for unifying models of different aspects of musical structure in a general model of musical cognition.

2.2.3.4 Keiler

Keiler (1978, 1981) offers a different application of linguistic-style analysis to music from GTTM. He argues for the development of a theory of musical analysis in which the steps by which an analysis is derived are explicit and objective. Like Lerdahl & Jackendoff (1983) and Longuet-Higgins (1978), he emphasizes the importance of a theory of the internal organization of the musical or linguistic object. He argues that the definition of discovery procedures which yield analyses of this organization in an explicit form is important because examination of the implications of the discovery procedures allows us to criticize the proposed structures themselves.

The work of Rameau (1722) is the basis for the most common forms of harmonic analysis today. His work introduced the analysis of tonal harmony as having an underlying series of chords and described principles governing the progression between chords. A modern form of harmonic analysis based on this theory has formed the basis for the most common class of approaches to formal and computational harmonic analysis. This includes those whose end product is an unstructured sequence of segments labelled with chord names (for example Ulrich, 1977; Pardo & Birmingham, 2002; Sheh & Ellis, 2003; Bello & Pickens, 2005; Ni et al., 2011), and those concerned with Roman numeral analysis, relating each to an underlying key (for example Raphael & Stoddard, 2004; Temperley, 2007). Riemann (1893) introduced an approach to formalizing the principles of chord progression based on the concept of chord function (having its origin in the theory of Euler, 1739). The analysis of harmony presented by Keiler is in the Euler-Riemannian tradition of functional harmony. The goal is the identification of relationships between chords, potentially spanning long passages. The structures, analysed as trees, include a notion of recursion and are closely related to those described by Winograd (1968), Steedman (1984, 1996), Rohrmeier (2011) and the present thesis. In Steedman's (2000) terms, such a tree describes the harmonic *semantics* underlying the musical surface and need not necessarily correspond to the derivational structure that produced it from the surface.

Lerdahl & Jackendoff (1983, notes, p. 338) make several criticisms of Keiler's approach, some potentially relevant to related approaches (including Steedman, 1996; Rohrmeier, 2011; and this thesis). The first is that the theory appears to be restricted to a particular idiom of tonal music. Of course, a theory concerned with tonal harmonic structure is somewhat limited in its applicability by definition: non-harmonic musics are not subject to such analysis. A reasonable starting point for a theory which, like Keiler's, sets out to account for the cognition of harmonic structure in a concise set of rules is to begin by formalizing properties observable in some idiom, but believed to generalize beyond it. Lerdahl & Jackendoff argue themselves that such a theory should aim to capture the intuitions of a listener experienced in a particular musical idiom. Keiler's analyses may be seen, like those of GTTM, as examples of the application of a grammar for a particular idiom. Under something like the correspondence between grammars of language and music suggested by Longuet-Higgins & Lisle (1989), other idioms can be expected to require at least some changes to the grammar.

Most of the remaining criticisms are based on the inability of the grammar exemplified in Keiler's constituent analyses to handle specific constructions. Far from being

fatal criticisms of the approach, they are observations on the limitations of the specific grammar – hardly surprising given the preliminary nature of the discussion and the limited scope possible in a book chapter. In the present thesis, I shall adopt the view of a grammar of tonal harmony which attempts to capture harmonic analyses of a specific musical genre, but which does so by proposing rules of which some apply generally to a broad spectrum of Western harmonic genres.

2.2.3.5 Rohrmeier

Among recent work on computational analysis of harmony, that of Rohrmeier (2011) has particular bearing on the approach of the present thesis. Like the harmonic analyses of Keiler (1978), Steedman (1984, 1996) and Wilding (2008), Rohrmeier's grammar assigns a structure to chord sequences. However, unlike the previous work, it provides grammatical rules demonstrated to be capable of interpreting a wide range of musical inputs. Like all of these approaches, but in contrast to GTTM, Rohrmeier rejects the idea of extending the same grammatical analysis to higher levels of structure (such as the overall form of a piece), stating that the relationship between harmonic structure and higher-level structure should be viewed as the subject of a separate study.

The harmonic theory embodied in Rohrmeier's grammar is based on the Riemannian tradition of functional chord analysis (Riemann, 1893). The grammar incorporates several levels of analysis. At the lowest level, a chord expressed in the musical surface is interpreted as a Roman numeral scale degree within the current key. At this level, the analysis resembles the Roman numeral analysis of Raphael & Stoddard (2004). The next level, the *functional* level, captures a recursive structure of dominant, subdominant and tonic regions as a phrase-structure grammar. At this level, a region, made up itself of embedded regions, may be interpreted as fulfilling a particular function within a larger region. At the highest level, the *phrase* level, local regions individually analysed as recursive functional structures are combined in sequence into a single tree that serves as an interpretation of the whole piece.

Although notational differences between the formalisms obscure the connection, Rohrmeier notes that his grammar is closely related to Steedman's (1996). The harmonic structures that the grammar is capable of analysing are very similar to those handled by Wilding (2008) and the present thesis, differences arising largely as a result of the musical genres that have served as the primary object of study during development of the grammars.

De Haas et al. (2009) implemented a parser that uses the grammar in a system for automatic harmonic interpretation. Certain additional constraints needed to be placed on the grammar's rules, including limiting modulation, to reduce the ambiguity of interpretation and make parsing practicable. As in natural language parsing, a full parse using Rohrmeier's grammar often results in a large number of ambiguous interpretations. In de Haas et al.'s implementation, a single interpretation was chosen by a score computed from hand-set weights on each rule. Experience in computational linguistics has demonstrated that realistic grammars for practical wide-coverage parsing of natural languages exhibit a high degree of ambiguity. A grammar of harmonic structure which permits the interpretation of free modulation between keys can be expected to deliver a very large number of possible interpretations of any reasonable length of chord sequence. This thesis examines some ways of using techniques adapted from the parsing problem in natural language to address the ambiguity of harmonic interpretation in a parser using a grammar similar to Rohrmeier's.

2.2.3.6 Longuet-Higgins

Longuet-Higgins (1962a,b) presents a view of the formalization of the perceived musical object, on the surface quite different to those described above. Tonal harmonic analysis is related to a formal representation of music theoretic relations between notes as a discrete three-dimensional tonal space. The tonal space, which has its origins in the work of Euler (1739), Helmholtz (1862) and Ellis (1874), formalizes theories of Western tonality. Longuet-Higgins & Steedman (1971) formalize as a computer program the intuitions of a listener that lead to the unconscious interpretation of a sequence of notes of a melody played on a keyboard in terms of the distinctions made in the tonal space. Longuet-Higgins (1978) acknowledges that more rules than those implemented by the program must exist to guide the listener through the tonal space, for example when a piece modulates to a new key.

The most important contribution of this work was to demonstrate the tonal space as providing a theoretical model as a basis for a computational theory of the perception of tonal music. As discussed above, several authors have described hierarchical recursive structures of dependencies underlying the organisation of tonal harmony (Keiler, 1978; Steedman, 1984, 1996; Pachet, 2000; Rohrmeier, 2011). Whilst tonal analysis in the space of Longuet-Higgins (1962a) may seem at first quite unrelated to the sort of analysis suggested by these authors, an interpretation of the tonal relations between the roots of the chords is implied by, for example, Keiler's tree structures, since they

represent the tonal relations that connect non-adjacent chords. The fragmentary CCG grammar of Steedman (1996) shows how both of these relationships may be thought of as components of the harmonic semantics of the music, in Steedman's (2000) terms. Wilding (2008) extends Steedman's grammar to cover a wider range of tonal jazz chord sequences. A harmonic grammar constructed in this way provides a formal connection between harmonic structure and music theoretic tonal interpretation of chord roots and, consequently, the notes of the musical surface.

Pachet (2000) proposes a system for hierarchical analysis of chords as derived from familiar structures (for example AABA) and patterns (for example cadences and turnarounds) resembling a generative grammar. He suggests that harmonic semantics viewed in terms of the tonal space may provide a valuable alternative to a purely syntactic treatment of harmonic structure.

2.2.4 Probabilistic Music and NLP

A common approach to probabilistic modelling of music has been to use *Markov models*, in which the probability of each event is dependent only on the preceding event. Early models suffered from accounting for patterns without a notion of their dependence on an underlying structure (Temperley, 2007). Hidden Markov models (HMM, Rabiner & Juang, 1986) assume some level of musical structure underlying the events of a musical surface, which itself is characterized by Markov models. Piston (1949, p. 17) provides an early example of this approach in the form of a 'table of usual root progressions', listing the most common transitions between chords in a Roman numeral analysis, with some transitions that occur 'sometimes' or 'less often'. HMMs have been widely applied to musical analysis. Raphael & Stoddard (2004), for example, use an HMM to perform analysis of keys and Roman numeral chords underlying a musical performance. Illescas et al. (2007) present a graph-based computational model of harmonic analysis based on the Riemannian notion of chord function and also exploiting regularities in the transitions between consecutive chords. Such models may be sufficient for many practical purposes and are attractive for having a diverse and well-studied array of algorithms for training and efficient analysis. However, they fall short as a model of musical cognition, since they are unable to capture any long-distance relationships in the underlying structures (Johnson-Laird, 1991). An HMM is only able to capture dependencies between adjacent structural elements and, where non-adjacent relationships exist, they are treated as noise.

Lindblom & Sundberg (1969) reject stochastic models on the basis of the inability of Markovian models to capture higher-level structures, claiming certain parallels between the structures underlying language and music. Many of the authors discussed above have proposed models of musical structure that include structural relationships between elements not adjacent in the musical surface. Over the intervening decades, research in computational linguistics has shown Lindblom & Sundberg's rejection of all stochastic models to be mistaken, demonstrating that probabilistic models can be used effectively alongside grammars that capture long-distance dependencies. Recent research in NLP has seen great progress in the use of statistical models, trained on large corpora of linguistic data, to overcome the problems of linguistic ambiguity (Collins, 1999; Hockenmaier, 2003; Charniak, 1997; Nivre, 2010). Statistical parsing is motivated both by the practical need to make feasible wide-coverage parsing despite the many ambiguous analyses theoretically possible and by the search for ways of modelling the heuristic, incremental processing of language that humans perform (Atneave, 1959; Hale, 2001, 2011; Levy, 2008). Probabilistic models provide a means of modelling the relative plausibility of competing syntactic interpretations, including rejecting the majority of a large number of implausible interpretations, on the basis of previously observed data. Statistical parsing techniques have not yet been applied to the task of automatic derivation of the structures underlying music (except by Bod, 2002a,b,c, for a different kind of musical structure to the harmonic structure considered here). They provide a way in which the benefits a probabilistic approach to music, as advocated by Temperley (2007), can be combined with a model based on a theory of the structure of harmony. The present thesis begins to explore this possibility.

Apart from the benefits discussed above to a theoretical account of cognition of constructing it in explicit formal terms amenable to evaluation on the basis of its computational properties, such an account opens up the possibility of simulating cognitive processing by automating the formally stated rules and procedures. The field of NLP explores this possibility for computational models of language processing. The implementation of a computational account of natural language meaning can be put to use, for example, in querying databases to answer questions, to retrieve documents from a corpus relevant to some scenario, or translating a text into a different language. Similar tasks depend on being able to use a model of musical cognition such as those discussed above to derive a musical interpretation automatically from an input.

Tasks in music information retrieval (MIR) have received particular attention in recent years, such as querying a database of songs to find a given a melodic fragment

and measuring the similarity between two given songs. Two performances which appear quite different in a comparison between the properties of their sound waves or between the timings of the performed notes may be easily recognized by a human listener as the same song. Harmony is one aspect of music on which a human judgement of similarity may be based. To the extent that the hierarchical harmonic structures proposed by some of the work discussed above are important to human cognition of harmony, we can expect to be able to construct better measures of musical similarity by incorporating a representation of these structures. By automating the derivation of harmonic structure and other aspects of perceived musical structure, better systems can be built to make human-like judgements about music. De Haas et al. (2009), for example, apply Rohrmeier's grammar to evaluation of harmonic similarity between two pieces of music. However, few systems to date have made use of automatically derived representations of harmonic structure of this sort.

Improvements can be expected from automatic harmonic analysis in other tasks, also on the basis that a better model of human cognition of music permits a system to emulate human judgements more accurately. Various forms of automatic generation may benefit from a good model of harmonic analysis. One example is the generation of variations on a melody, in which the harmonic progression is typically altered minimally and in a manner constrained by harmonic structure. Another example is the generation of accompaniments to a melody, which involves the generation of possible coherent harmonic progressions to fit a melody, ideally constrained by typical harmonic characteristics of a particular musical style.

Harmonic analysis also plays a twofold role in the task of transcription of musical performances in score notation. Firstly, in deciding between multiple possible transcriptions of the same performance – for example, choosing whether to treat a short note as occupying a short metrical unit, as a grace note or as a mistake to be ignored – a system may employ a musical equivalent of a *language model*. This is a model of the plausibility of any given transcription – for example, how likely it is that a score would have included a short metrical note at the point where it occurred in the performance. A harmonic analysis, including a notion of long-distance tonal relations, may help to construct a better language model for tonal music. Secondly, score notation distinguishes between enharmonically equivalent notes – for example, A♯ and B♭ – which are ambiguous in performed music. Enharmonic equivalents are distinguished in the tonal space of Longuet-Higgins (1962a,b) and may be disambiguated by a harmonic analysis, as shown by Steedman (1996).

In the present thesis, I apply grammatical analysis techniques to provide an account of the syntactic mapping from music to its harmonic interpretation. The syntax is closely related to that of Steedman (1996) and that of Rohrmeier (2011). De Haas et al. (2009) implemented a parser for Rohrmeier's grammar, but needed to reduce the ambiguity of the grammar in order to make parsing of a wide range of harmonic progressions possible in practice. I use statistical parsing techniques adapted from NLP to make automatic interpretation feasible and give preliminary consideration to the question of extending these techniques beyond the analysis of chord sequences, in the style of Keiler (1978), Steedman (1996) and Rohrmeier (2011), to harmonic analysis of performance data.

2.3 Syntax in Language

Human languages express structured meaning in a linear form, including relations between entities and events, often represented in distant parts of the surface form – a sequence of words or sounds. The meaning of an utterance can be understood, at least in part, by composition of the meaning of words or phrases of the utterance. It is usually possible to decompose this aspect of the meaning of a sentence recursively into constituent phrases down to the level of individual words. In order to understand an utterance, it is not enough for a listener to know the meaning of each of its words; they must also know the rules that specify how these are composed and, in general, be able to select from various possible sets of rules that each constitute a valid explanation of the relationships between the constituents. The structures that may serve to perform this composition constitute the *syntax* of a language.

Steedman (2000) describes the syntax of language as a characterization of the interface between the surface form of a sentence (its words as spoken or written) and its structured meaning. This approach to syntax requires that syntactic rules interpretable grammatical constituents and be associated with some operation that combines the semantics of the constituents to produce their combined meaning.

Formalizing the syntax of a natural language has been approached by attempting to characterize in some concise representation all and only the sentences considered permissible by native speakers of the language (Chomsky, 1965). Although such attempts do not typically make explicit the semantic relations between constituents, the syntactic structures are invariably motivated (albeit intuitively) on semantic grounds. Consider, for example, the sentence *Keats, who likes treats, eats beets*. No phrase-

structure grammar of English would fail to treat the relative clause *who likes treats* as a constituent. It seems intuitively obvious not only that it should be thought of as such, but that it must be combined with *Keats* first, before it can be combined with the rest of the sentence. This is not simply because this structure permits a more parsimonious description of the grammatically legal sentences of a language, but because semantically the phrase serves as a modifier to the subject *Keats*. As we shall see below, some grammar formalisms make explicit the reasons for their constraints on constituent structure by representing the predicate-argument structure of the semantics associated with each constituent. It follows that the syntactic part of such a grammar exists precisely in order to map that structure onto the linearly ordered surface form in which it is expressed in the language.

2.4 Combinatory Categorical Grammar

Combinatory Categorical Grammar (CCG, Steedman, 2000) is a grammar formalism used for parsing natural language sentences to produce logical representations of their semantics. It is lexicalized formalism: a grammar consists of a large set of rich structures, or *categories*, associated with lexical items (usually words) and a small set of rules. The rules specify how the categories assigned to the words of a sentence may be combined into a single interpretation. It is notable for the fact that it provides a transparent interface between syntax and semantics along the lines indicated above. Syntactic categories are used in a sentence's grammatical derivation, each composed of a syntactic type, constraining the rules, and a well-formed semantic interpretation. Each combinatorial rule corresponds to an operation on the semantics of its inputs. The formalism described in chapter 3 for processing the structures of musical harmony is based closely on CCG as it is applied to language. This section gives an introduction to the aspects of CCG relevant to its adaptation to harmonic analysis.

The syntactic structure of a sentence is derived using CCG by assigning a category to each word in the input with a syntactic type determining what sorts of structure the word may appear in. The category is chosen from a large lexicon. Pairs of adjacent categories are combined according to the combinatorial rules, constrained by the syntactic types of the categories, to produce a category spanning the portion of the input spanned by both input categories². The result is subject to further combinations with

² In addition to binary rules, combining two adjacent categories into one, CCG also uses unary rules, operating on a single category. These will not be described here, since no unary rules are used in the

adjacent categories, until a single category is produced, spanning the whole input. This process is referred to as *parsing*.

A small set of *atomic* syntactic types is used, such as S (sentence) and NP (noun phrase). *Complex* types are built from atomic types using the $/$ and \backslash operators. A complex type X/Y denotes a *function* category that can combine with an *argument* category Y to its right to produce a category X . Likewise $X\backslash Y$ indicates that a Y is expected to the left and that the result will be a category X .

The set of rules used to combine categories may vary depending on the syntactic structures to be captured by the grammar. The most basic combinators, used in any variant of CCG, are the two *function application* rules, defined as follows. The symbols $>$ and $<$ are used to identify the rules in derivations, such as example 2.1.

- a. $X/Y \quad Y \Rightarrow X$ (forward, $>$)
- b. $Y \quad X\backslash Y \Rightarrow X$ (backward, $<$)

Example 2.1 shows the use of the function application rule in a simple syntactic derivation. (Note that the term *function* is not related to the concept of harmonic function introduced in the next section.) This syntactic derivation allows us to produce an interpretation for the full sentence, working downwards from the words of the sentence.

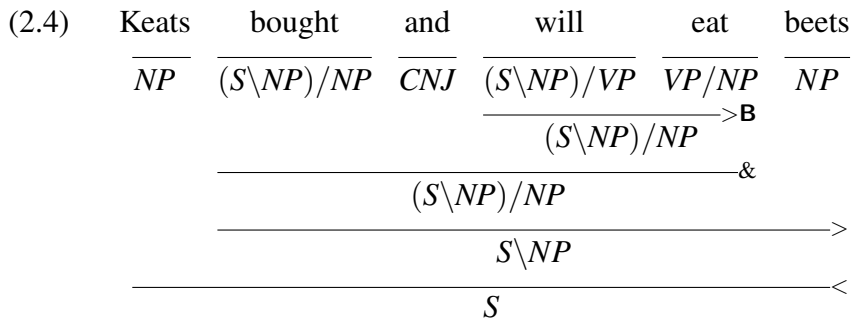
$$(2.1) \quad \begin{array}{c} \text{Keats} \quad \text{eats} \quad \text{beets} \\ \hline \text{NP} \quad (S\backslash\text{NP})/\text{NP} \quad \text{NP} \\ \hline \text{S}\backslash\text{NP} \quad > \\ \hline \text{S} \quad < \end{array}$$

Each syntactic category in the lexicon is also associated with a representation of its logical semantics – a *logical form* – and the grammatical rules define how the logical forms of their arguments are combined. The logical forms use the lambda calculus (explained in section 3.2.1) to express how they will be combined with other logical forms under the combinatorial operations associated with the rules. A function accepting a single argument is expressed as $\lambda x.E$, where E is an expression including x . The application of a function f to an argument x is written $f(x)$. The function application rules in their full form are:

- a. $X/Y : f \quad Y : x \Rightarrow X : f(x)$ ($>$)
- b. $Y : x \quad X\backslash Y : f \Rightarrow X : f(x)$ ($<$)

musical grammar of the next chapter.

but one is to do with the fact that constructions like coordination involving long-range semantic dependencies treat incomplete fragments like *will eat* as *constituents* that can be combined with others in derivations. Example 2.4 shows the use of the coordination rule (not defined here) to combine *bought* and *will eat* into a single constituent that can combine with *beets* (the semantics is omitted).



Musical analysis involves similar long-range dependencies in the construction I refer to as musical *coordination* and these can be treated using the same approach.

2.5 Functional Structure in Harmony

Since Rameau (1722), harmonic structure has typically been discussed in terms of *chords* – groups of notes that are part of the underlying harmony of a passage of tonal music. Chords are notated as a root pitch (A, B \flat , etc.) and a chord type symbol (empty – major, ‘m’ – minor, etc.). One of the most common forms of harmonic analysis today is Roman numeral analysis. Passages of music are assigned a key and divided into chords, each analysed with a symbol that denotes its relation to the key. The symbols are chosen from a vocabulary of seven chords rooted on the seven notes of the scale and made up only of the notes of the scale. The key assigned by the analysis may change during a piece.

The related approach of functional analysis originated with Riemann (1893). Chords are ascribed a *harmonic function*, which describes the role they play in relation to their harmonic context. In any particular key, multiple chords may fulfil the same function and each resulting functional substitute is described using a distinct symbol. Several authors have taken functional analysis as the basis for a formal account of the syntax of tonal harmony (Keiler, 1981; Lerdahl & Jackendoff, 1983; Steedman, 1984; Rohrmeier, 2011). Like the syntax of natural language, these accounts analyse harmonic syntax using tree structures and have claimed that this syntax, like that of lan-

guage, features formally unbounded embedding of structural elements. I give here an introduction to the aspects of harmonic structure that will be modelled later using formal grammars. The functional view of harmonic structure adopted here has its roots in the Euler-Riemannian tradition (Riemann, 1893) and closely follows the approaches to harmonic analysis of Keiler, Steedman and Rohrmeier.

The functional harmonic analysis presented here is concerned only with the relationships between chords which raise harmonic expectation and those which fulfil that expectation. Huron (2006) discusses this and other forms of expectation in music. Tonal expectation, that of relevance here, is described as a cognitive, rather than perceptual, phenomenon. The structures analysed here are thus relevant to a description of musical perception, but the relationship between the cognitive structures that underly human interpretation of harmony and perceptual responses is not simple. To make predictions regarding listener responses to music on the basis of the theory of cognition of harmony adopted here would additionally require a theory of incremental processing, taking account of working memory limitations. In particular, no direct connection can be drawn between cognitive structures describing the final state of a listener's understanding and immediate perceptual responses during listening, as discussed in section 2.2.3.1. Naturally, harmonic expectation is only one aspect of music contributing to a listener's perception. Such predictions would, therefore, also rest on a theory of the contributions of other aspects of music to the listener's responses and how these interact with the processing of harmonic structure. These issues are outside the scope of the present thesis.

2.5.1 The Cadence and Harmonic Function

The key component of harmonic structure is the *cadence*, built from tension-resolution patterns between chords. Large structures can be analysed as *extended cadences*, made up of successive tension-resolution patterns chained together. The sort of harmonic analysis that is described below captures the same relationships described by, among others, Keiler (1981) and Rohrmeier (2011). The term *cadence* will be used throughout this thesis to refer to all connected structures of tension-resolution patterns and never in the more common sense of a particularly strong resolution that by convention marks the end of a musical line or section.

Cadences come in two varieties. The *authentic* (or *perfect*) *cadence* consists of a tension chord rooted a perfect fifth (or seven semitones, in equal temperament) above

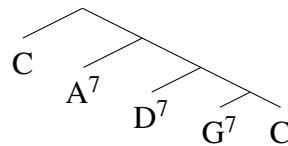


Figure 2.1: An extended authentic cadence in the key of C, a typical example of (tail) recursion in music. The A^7 acts as a dominant resolving to the D^7 , which in turn resolves by the same relation to G^7 , which then resolves to the tonic C.

its resolution. This type of tension chord is defined in relation to its resolution as having a *dominant* function. The *plagal cadence* consists of a tension chord rooted a perfect fourth (five semitones) above its resolution. This type of tension chord is referred to in relation to its resolution as having a *subdominant* function. In both cases, the resolution chord is classified as a *tonic* chord in relation to the tension chord. The classification of a particular occurrence of a chord identifies its *harmonic function* on that occasion of use. The function of any particular chord is ambiguous and the same chord may take on a different function on different occasions of use in the same piece.

An *extended cadence* occurs when a tension chord resolves by the appropriate interval to a chord that is itself cadential, creating a further tension, which subsequently resolves. Such a definition is recursive and extended cadences can accordingly be indefinitely extended. An example is shown in the form of a tree in figure 2.1. Note that, in terms of harmonic function as defined above, the G^7 functions as a dominant in relation to its resolution C and also as a tonic in relation to the dominant D^7 chord⁴.

Chords that function as dominants are often partially, though never unambiguously, distinguished by the addition of notes to the chord. In particular, the *dominant seventh*, realized by the addition of the note a tone below the chord's root and notated in chord types with a superscript 7 (as in G^7 above), enhances the cadential function of a dominant chord and heightens the expectation of the corresponding tonic⁵. However, this note may be omitted from a dominant chord, or may even be used in chords not functioning as dominants. There is no similar signal of subdominant function in the realization of the chords.

In certain contexts, one chord can be used in place of another with a different root and fulfil the same harmonic function, a phenomenon referred to as chord *substitution*.

⁴ The D^7 would often be referred to as a *secondary* dominant. I will use the term *dominant* to include such secondary harmonic function as well as further levels of recursion, or *extended dominant* where it is necessary to distinguish the recursive phenomenon from a chord with primitive dominant function.

⁵ The reasons for this are discussed by Steedman (1996) in terms of the tonal theory described below.

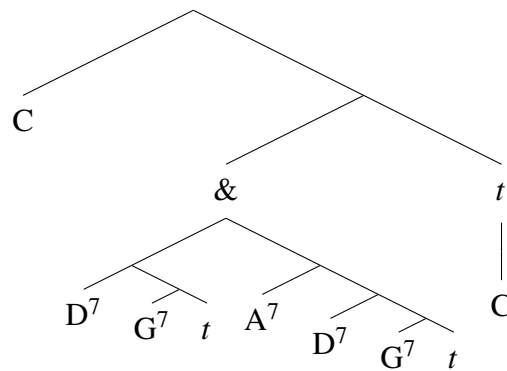


Figure 2.2: An extended authentic cadence featuring coordination, marked here by &. The shared resolution is marked by a trace symbol t .

In some cases, this can be explained by reference to notes shared between the two chords, whilst in others it is less clear why a substitution attested by conventional music practice works as it does. An example of a commonly used substitution is the *tritone substitution*, by which a dominant seventh chord appears in place of another dominant seventh chord rooted three tones above it.

2.5.2 Coordination

A tension chord might not reach its resolution immediately. An *unresolved* authentic (or plagal) cadence, such as $D^7 G^7$, creating an expectation of tonic C, may be interrupted by a further cadence, say $A^7 D^7 G^7$, creating the same expectation, whereupon both expectations/tensions will be resolved by the same tonic C. This cadence structure is shown as a tree in figure 2.2. I refer to this operation as *coordination* by virtue of its similarity to a type of coordination (right-node raising coordination) in natural language sentences like *Keats bought and will eat beets* (see the derivation in example 2.4). A coordinated cadence may itself be embedded in another coordinated cadence, just as in examples like *Keats ((may or may not) have bought) but (certainly eats) beets*. An example of a cadence with several levels of embedded coordination can be seen in the form of a dependency graph in figure 3.5 in the next chapter.

2.5.3 Jazz Harmony

The typical size and complexity of cadence structures varies with musical period, genre and composer. The type of harmonic structure discussed above developed with and was permitted by the tonal system described in detail below and complex structures

came about only with the wide acceptance of the equally tempered scale (see section 2.6.3). Much previous work on computational music analysis has focused on genres in which complex extended cadences are rare, such as folk music (Bod, 2002a; Temperley, 2007) or common practice Western art music (Raphael & Stoddard, 2004). Tonal jazz standards are of particular interest for the form of analysis described here because they tend to feature large extended cadences, often with complex embedding. They also include known harmonic variations created using a well-established system of harmonic substitutions, embellishments and simplifications.

Jazz standards are rarely transcribed as full scores, but are notated as a melody with an accompanying chord sequence, such as those analysed in the previous section. Identification of the times at which chords change in a piece of music and some characterization of the chords is usually the first step in harmonic analysis, even when chord labels are not available on a score. The transcribed chord sequences of jazz standards allow us to begin defining a grammar of the syntax of tonal harmony by sidestepping the issue of how this initial analysis is performed. It is an assumption of this approach that the chord sequences provide a useful approximation to an intermediate analysis that would necessarily feature in the harmonic analysis of musical performances. In chapter 6 we shall see how a chord-based analysis may provide a starting point for an analysis that incorporates this first phase of analysis in order to operate on performance data.

2.6 Tonality

2.6.1 Consonance and Harmony

In analysing the roles of pitch in music, it is important to distinguish between *consonance* and *harmony*. *Consonance* is the sweetness or harshness of the sound that results from playing two or more notes together. *Harmony* refers to the expectation (or tension) created by particular combinations of notes and the satisfaction of that expectation (or resolution of the tension)⁶. Both of these relations over pitches are determined by small whole-number ratios and are easily confused, but arise in quite different ways.

⁶ The word *tension* in this context refers to a specific type of musical tension associated with harmonic expectation (Huron, 2006). Contrasting consonance and dissonance also create a tension of a different sort. A further notion of tension is invoked by Lerdahl (2001), which relates more closely to the perceived response by a listener and should not be confused with the specific harmonic tension in question here.

The modern understanding of consonance originates with Helmholtz (1862), who explained the phenomenon in terms of the coincidence and proximity of the secondary overtones and difference tones that arise when simultaneously sounded notes excite real non-linear physical resonators, including the human ear itself. These tones include all integer multiples (and, in some cases, divisors) of the fundamental frequency. Whilst the coincidence of lower ratios in general has a greater effect than higher on consonance, there is no limit on the ratios that account for consonance. Helmholtz (1862) describes first the physical principles that explain and characterize consonance. He then formalizes the Western harmonic tonal system in terms of some related principles, which we shall see below. Helmholtz is at pains to stress the importance of distinguishing the naturally arising phenomenon of consonance from the relations that exist between the notes of the tonal system (his italics):

Hence it follows,—and the proposition is not even now sufficiently present to the minds of our musical theoreticians and historians—*that the system of Scales, Modes, and Harmonic Tissues does not rest solely upon inalterable natural laws, but is also, at least partly, the result of esthetical principles, which have already changed, and will still further change, with the progressive development of humanity.*

(Helmholtz, 1862, chapter XIII)

Harmonic analysis depends on a theory of *tonality*, which is concerned with the relations between notes in the tonal system. The issue of consonance is largely irrelevant to this, except in so far as it bears upon a historical description of the system's development. These two aspects of music both contribute to the same musical surface form and but are commonly treated as theoretically distinct. Other aspects of music that contribute to the same surface form, such as voice-leading, are likewise distinguished on theoretical grounds. A listener's perception of and responses to music are often a result of a combination of different aspects of music supposed to require the cognition of separate musical structures. The experiments of Krumhansl (1990) concern the human responses that result from this combination and thus incorporate issues of both harmony and consonance. Johnson-Laird et al. (2012) attempt to account for a notion of perceived dissonance by explicit combination of two distinct models. Unlike these authors, I shall pass over the issue of consonance in the following description of tonal theory. The present thesis is concerned only with the analysis of the structure of harmony, without any attempt to combine this, in the manner of Johnson-Laird et al., with a model of other aspects of musical cognition to make predictions about a listener's perception.

C \sharp	G \sharp	D \sharp	A \sharp	E \sharp	B \sharp	F $\sharp\sharp$	C $\sharp\sharp$	G $\sharp\sharp$	D $\sharp\sharp$	A $\sharp\sharp$
A	E	B	F \sharp	C \sharp	G \sharp	D \sharp	A \sharp	E \sharp	B \sharp	F $\sharp\sharp$
F	C	G	D	A	E	B	F \sharp	C \sharp	G \sharp	D \sharp
D \flat	A \flat	E \flat	B \flat	F	C	G	D	A	E	B
B $\flat\flat$	F \flat	C \flat	G \flat	D \flat	A \flat	E \flat	B \flat	F	C	G
G $\flat\flat$	D $\flat\flat$	A $\flat\flat$	E $\flat\flat$	B $\flat\flat$	F \flat	C \flat	G \flat	D \flat	A \flat	E \flat

Figure 2.3: Part of the space of note names (Longuet-Higgins, 1962a,b). The circles mark two points separated by the syntonic comma, the squares two points separated by the diesis.

2.6.2 Just Intonation

Like the theory of consonance, the tonal harmonic system derives from combinations of small integer pitch ratios. However, the harmonic relation is based solely on the first three prime ratios in the harmonic series: ratios of 2, 3 and 5 (the octave, perfect fifth and major third). The tuning based on these exact intervals is known as *just intonation*.

Any interval between two notes in just intonation corresponds to a frequency ratio defined as the product $2^x \cdot 3^y \cdot 5^z$, where x, y, z are positive or negative integers. It has been observed since Euler (1739) that the harmonic relation can, therefore, be visualized as an infinitely extending, discrete, three-dimensional space with these three prime factors as generators. Since notes separated by octaves are essentially equivalent for tonal purposes, it is convenient to project the space onto the 3, 5 plane. The presentation of this theory that is adopted here, which will later form the basis for harmonic analysis, was originally developed by Ellis (1874) and formally developed in the form it is seen here by Longuet-Higgins (1962a,b).

A fragment of the space can be seen in figure 2.3. Conventional musical notation, by which the points in the space are named, does not distinguish notes separated by the interval corresponding to the vector $(4, -1)$, the so-called *syntonic comma* (for example between the two Cs marked by circles in figure 2.3). Notes separated by the much larger *diesis*, $(3, 0)$, have distinct names (for example G \sharp and A \flat , marked by squares) and are referred to as *enharmonic* tones. The points in figure 2.4 represent

VI ⁻	III ⁻	VII ⁻	♯IV ⁻	♯I	♯V	♯II	♯VI	♯III ⁺	♯VII ⁺	♯♯IV ⁺
IV ⁻	I ⁻	V ⁻	II ⁻	VI	III	VII	♯IV	♯I ⁺	♯V ⁺	♯II ⁺
♭II ⁻	♭VI ⁻	♭III ⁻	♭VII ⁻	IV	I	V	II	VI ⁺	III ⁺	VII ⁺
♭♭VII ⁻	♭IV ⁻	♭I ⁻	♭V ⁻	♭II	♭VI	♭III	♭VII	IV ⁺	I ⁺	V ⁺
♭♭V ⁻	♭♭II ⁻	♭♭VI ⁻	♭♭III ⁻	♭♭VII	♭IV	♭I	♭V	♭II ⁺	♭VI ⁺	♭III ⁺

Figure 2.4: Part of the space of tonal relations (Longuet-Higgins, 1962a,b).

VI	III	VII	♯IV	VI	III	VII	♯IV	VI	III	VII	♯IV
IV	I	V	II	IV	I	V	II	IV	I	V	II
♭II	♭VI	♭III	♭VII	♭II	♭VI	♭III	♭VII	♭II	♭VI	♭III	♭VII


(a) Major triad (b) Minor triad (c) Major seventh tetrad

Figure 2.5: The tonal relations of the notes of the major (a) and minor (b) triads and the major seventh tetrad (c).

the tonal relation of each point to the point labelled I by means of Roman numerals denoting the degrees of the scale. Here the added ⁺s and ⁻s rectify the notational ambiguity of the syntonic comma. They distinguish, for example, the minor seventh interval (♭VII) from the dominant seventh (♭VII⁻).

Longuet-Higgins & Steedman (1971) observed that the musical scales of the Western tonal system used since the advent of harmony are convex sets of positions and defined a Manhattan distance metric over this space. According to this metric, it can be observed that the major and minor triads (such as CEG and CE♭G) are two of the closest possible clusters of three notes in the space and the triad with added major seventh is the single tightest cluster of four notes (all shown in figure 2.5). The triads and the major seventh tetrad are stable chords, raising no strong expectations, of the kind that typically end a piece. Chords like the diminished chord and the dominant seventh are more spread out, as shown in figure 2.6. This difference is vital to the understanding of the creation and resolution of harmonic expectation.

The space of justly intoned intervals does not include ratios involving higher prime factors than the three that define this space, 2, 3 and 5. Whilst these ratios are important



(a) Dominant seventh

(b) Diminished seventh

Figure 2.6: The tonal relations of the notes of (a) a dominant seventh chord and (b) a diminished seventh chord to the tonic of the key (dashed). Unlike the stable triads and major seventh chords, the notes of these chords are spread out in the space around their expected resolution (the tonic).

to the explanation of consonance, they do not play a role in the description of the tonal harmonic system.

2.6.3 Equal Temperament

Over several centuries, it was gradually realized that the harmonic tonality of just intonation could be approximated, first by slightly mistuning the fifths, equating the positions distinguished by $+$ s and $-$ s in figure 2.4 (the syntonic comma), and then by a greater distortion of the major thirds, equating enharmonic tones (C with B \sharp , etc.). One way this is can be done is by spacing the 12 tones of the diatonic octave evenly, so that all the semitones are (mis)tuned to the same factor of $\sqrt[12]{2}$.

Since the eighteenth century most instruments have been tuned according to this system of *equal temperament*. It has the advantage that all keys and modes can be played on the same instrument without retuning. It was this that permitted the development of greater harmonic freedom in the Romantic era and the sort of complex harmonic structures that we have seen above. In terms of the tonal space, the result is a distortion of the pitches so that the infinite space is projected onto a finite toroidal space of just 12 points, looping in both dimensions to form a torus.

Each tonal relation between two equally tempered tones is (theoretically infinitely) tonally ambiguous as to which vector in the full justly intoned space of figure 2.4 it denotes. Equal temperament thus obscures the tonal relations underlying the tuning system, making their interpretation in terms of the justly intoned intervals ambiguous. The advantage of equal temperament is that it allows the hearer to *resolve* this tonal ambiguity, effectively inverting the projection onto the torus and recovering the in-



Figure 2.7: “Shave and a haircut, six bits”.

terpretation of the intervals in the full harmonic space. This is possible because the harmonic intervals that are sufficiently close in justly intoned frequency to be equated on the equally tempered torus are sufficiently distant in the full space for the musical context to disambiguate them. For example, beginning from a G, an equally tempered C, which could in isolation be interpreted as any of the points labelled as C or one of its enharmonic equivalents (five possibilities are visible in figure 2.3), must be interpreted as the point immediately to the left of the G, because that is the only interpretation that is anywhere close to G.

It has often been claimed (Jeans, 1937; Bernstein, 1976; Tymoczko, 2006) that the dominant seventh (the leftmost note in the cluster in figure 2.6a) played in equal temperament approximates a tone based on the seventh harmonic (that is, a ratio of 7 : 4). Such a claim confuses the tonal harmonic relation, situated in the three-dimensional system above, with consonance. In the tonal system, an equally tempered B \flat may be interpreted as related to C by either a dominant seventh (\flat VII $^-$ in figure 2.4) or a minor seventh (\flat VII). The similarity of the equally tempered interval ($2^{\frac{10}{12}}$) to the seventh harmonic ($\frac{7}{4}$) provides no grounds for the addition of a fourth dimension to the tonal space, since no combination of the interval with the other generators, or even with itself, is proposed. This argument applies to the Western tonal harmonic system only. Varieties of music other than those that use the harmonically motivated tonality described here might take 7 : 4 as a primitive ratio, although it is doubtful that such a music could support equal temperament or even a very extensive form of harmony.

2.6.4 Harmonic Interpretation

We are now able to define a more precise notion of harmonic interpretation, expressed in terms of the theory of harmonic tonality outlined above. A harmonic interpretation, as performed unconsciously by a listener familiar with the tonal system, can be seen as a projection of the notes and the underlying chord roots of a piece of music from the 4×3 space of equal temperament onto the infinite space of tonal relations. It is by recognizing the tonal relations underlying the equally tempered music that a listener can identify the key in which the music is played.

4	11	6	1	8	3	10	5	0
0	7	2	9	4	11	6	1	8
8	3	10	5	0	7	2	9	4
4	11	6	1	8	3	10	5	0
0	7	2	9	4	11	6	1	8

Figure 2.8: Part of the tonal space labelled according to its projection under equal temperament onto 12 distinct pitches (Longuet-Higgins & Steedman, 1971).

Let us consider the simple musical example shown in figure 2.7, a cliché of a melodic conclusion (first used in this context by Longuet-Higgins, 1979). The passage divides naturally into two parts, corresponding to the two bars as it is notated here. The first moves in the underlying harmonic progression from the tonic C to the dominant G, whilst the second returns to the tonic. The first movement, in the second half bar, to the dominant creates an expectation of a cadential return to the tonic. The second bar satisfies this expectation, albeit a little later than would seem natural, only reaching the tonic in the second half of the bar. It is easy to verify this analysis by playing the melody with accompanying chords: a triad of C major and a triad of G major (with added dominant seventh). Although the score includes only a melody, a crucial part of understanding its meaning even when it is performed alone is an unconscious analysis by the listener of the implicit harmony.

Consider the tonal space shown in figure 2.8, labelled as by Longuet-Higgins & Steedman (1971) using numbers to refer to the notes of an equally tempered keyboard (C=0, C♯=D♭=1, etc.). We can express the above harmonic analysis of figure 2.7 in terms of the movement of the underlying chord root in the space. The passage begins on C, let us say the central point labelled 0 (circled). Halfway through the first bar it moves to the G (7) one step to the right. Halfway through the second bar, it steps back to the left to land on C (0) again. Equal temperament obscures the distinction between the tone labelled 7 marked in figure 2.8 and all other 7s. The disambiguation in this case, however, is trivial. The G is interpreted as a dominant in the key established by the C (outlined) and is, therefore, at the adjacent position. Likewise, the C to which the dominant resolves must be that immediately to the left of it.

A	E	B	F \sharp	C \sharp	G \sharp	D \sharp
F	C	G	D	A	E	B
D \flat	A \flat	E \flat	B \flat	F	C	G
B $\flat\flat$	F \flat	C \flat	G \flat	D \flat	A \flat	E \flat

Figure 2.9: A tonal space path for the extended cadence: C A⁷ D⁷ G⁷ C.

The full tonal space may be used as a model underlying a formal harmonic analysis. The harmonic interpretation of a piece is the path through the tonal space traced by the roots of the chords. If we establish that there is a dominant-tonic relationship between two chords, we know that the underlying interval between the roots is a perfect fifth, a single step to the left in the space, as in the example above. Likewise, a subdominant-tonic relationship dictates a perfect fourth, a rightward step. Where no tension-resolution relationship exists, as between a tonic and the first chord of a cadence that follows it, a movement to the most closely tonally related instance of the chord root may be assumed (according to the Manhattan distance metric of Longuet-Higgins & Steedman, 1971). The functional relationships between chords discussed above thus correspond to spatial relationships between chord roots in the tonal space. A functional harmonic analysis determines a path traced through the tonal space by the chord roots underlying the music and the tonal relations between tonal regions through which the path passes.

Figure 2.9 shows an example of a tonal space path for an extended cadence. The perfect fifth relationship between the dominants and their resolutions is reflected in the path. The first step on the path is not a tension-resolution relationship, so proceeds to the closest instance of the A by the Manhattan distance metric. An analysis of the structure of the harmony, that is the recursive structure of tension-resolution relationships between pairs of chords thus dictates a particular path through the space for the chord roots of the progression. This constitutes a projection of the equal-temperament chord roots back onto their justly intoned pitches, since the points equated by equal temperament, those similarly labelled in figure 2.8, are distinguished in the path.

The cadence Dm⁷ G⁷ C is often analysed as a substitute for F G⁷ C, in which the F chord has the function of subdominant (or *predominant*). Alternatively, it could be analysed as a substitute for the D⁷ G⁷ C cadence above. These two interpretations

correspond to distinct analyses of the tonal relations between chord roots, as can be seen in the corresponding tonal space path. The cadence is ambiguous: it supports both of these interpretations. In jazz, such a cadence may be, and often is, extended with recursive dominant-function chords. In these extended cadences, 7 and m^7 chords may be freely substituted without constituting a change to the functional structure of the harmony. Where a recursive dominant relation is extended in this way, as in the cadence $E^7 A^7 Dm^7 G^7 C$, only an analysis of the Dm^7 as being followed by a left step in the tonal space presents a satisfactory explanation of the presence of the out-of-key chords E^7 and A^7 (by the recursive dominant relation). This type of recursion is very common in jazz. Consequently, the examples in this thesis will employ the latter interpretation, accepting that the former may be equally acceptable in some cases.

2.6.5 Example Interpretations

I present here several examples of harmonic interpretations expressed in terms of the movements of chord roots through the tonal space. The next chapter introduces a language to describe just such interpretations as these in a form that can be built up compositionally from interpretations of individual chords.

Basin Street Blues

Louis Armstrong

This song, in the key of $B\flat$, has a long introduction, mostly on a $B\flat$ chord. As is usual in jazz standards, this is followed by a *head*, which may be repeated indefinitely and improvised over. The repeated chords in the head are shown in example 2.5, with their tonal space analysis.

(2.5) $B\flat D^7 G^7 A\flat^6 G^7 C^9 F^7 B\flat$

G	D	A	E	B	F \sharp	C \sharp
$E\flat$	$B\flat$	F	C	G	D	A
$C\flat$	$G\flat$	$D\flat$	$A\flat$	$E\flat$	$B\flat$	F
$A\flat\flat$	$E\flat\flat$	$B\flat\flat$	$F\flat$	$C\flat$	$G\flat$	$D\flat$

Note first the use of the tritone substitution. The fourth chord, $A\flat^6$ is analysed as a substitution in place of a D^7 . The tonal space analysis does not include a $A\flat$: this chord corresponds instead to the rightward movement from G back to the D.

What makes this chord sequence interesting is that the final resolution of the cadence to a tonic on B \flat is shown in the analysis to be the point a row above and four steps to the left of where we began. This is because the cadence contains enough recursive dominants, which must be analysed as leftward steps, that its starting point is closer to another instance of B \flat than the one it resolves to. The transition from the initial tonic to the start of the cadence (D 7) is taken to be by the closest possible tonal relation – a major third.

This sort of trickery is permitted by equal temperament. If the piece were performed on a justly intoned instrument with fixed tuning, a distortion of the perfect fifth would be heard between the G 7 and C 9 . If it were performed on a justly intoned instrument capable of adjusting its tuning during a performance⁷, the result would be a gradual, but noticeable, drop in pitch with each repetition.

Prelude No. 1 (from *Eight Short Preludes and Fugues*)

J. S. Bach

I have previously presented an analysis (Wilding, 2008) of the first prelude from J. S. Bach's *Eight Short Preludes and Fugues* (BWV 553–560) using the categories of an earlier development of the musical syntactic formalism described in the next chapter. The opening section is reproduced below.

⁷ Thanks to modern technology, this is in fact possible nowadays, even without the services of Ellis' obliging London harmonium manufacturer (Helmholtz, 1862).

Unsurprisingly, given Bach's enthusiasm for well temperaments (tuning systems which, like equal temperament, approximate just intonation in a way that permits free key changes), this short passage moves through an extraordinary sequence of connected tonalities that would have been impossible without contemporary tuning innovations. The tonal space analysis in example 2.6 is labelled with the bar and beat numbers of the above score (in the form 'bar.beat'). The function of a chord is made clear by the voicing in many cases by presence of either a dominant seventh note (such as the C in the first inversion D major chord of bar 3), implying a dominant function, or a major seventh note (such as the F# of the G major chord that follows it), implying a tonic function.

(2.6)

A	E	B	F#	C#	G#	D#	A#	E#	B#	F##	C##	G##
F	C _{1.1}	G _{9.1}	D _{8.3}	A _{8.1}	E _{7.3}	B _{7.1}	F# _{6.3}	C#	G#	D#	A#	E#
D \flat	A \flat	E \flat	B \flat	F	C _{6.1}	G _{5.3}	D _{5.1}	A _{4.3}	E _{4.1}	B	F#	C#
B $\flat\flat$	F \flat	C \flat	G \flat	D \flat	A \flat	E \flat	B \flat	F _{2.3}	C _{1.1}	G _{3.3}	D _{3.1}	A
G $\flat\flat$	D $\flat\flat$	A $\flat\flat$	E $\flat\flat$	B $\flat\flat$	F \flat	C \flat	G \flat	D \flat	A \flat	E \flat	B \flat	F

The piece opens with one and a half bars of a C major chord, establishing the piece's main key. The F major chord at 2.3 is interpreted as a subdominant, since the major seventh of the previous C chord deters us from treating it as a dominant in relation to this F. Consequently, the D major (3.1) must be interpreted as that closest to the opening tonality of C (rather than that above and left of the F). The dominant D resolves to a new tonic G at 3.3. A dominant E at 4.1 resolves briefly to a new tonic again, this time A minor. Bar 5 contains another dominant D to tonic G resolution and bar 6 returns us momentarily to the main key of C. Whilst the interpretation so far has moved by pairs of dominant-tonic resolutions, notice that the tonic A is followed by a dominant a perfect fifth below, D, and the tonic G by an unprepared tonic C, also

a perfect fifth below. Bach appears to be exploiting a similar sort of trick to that we have seen in jazz harmony, whereby a resolution of one dominant itself has a dominant relation to the chord that follows.

Bars 6.3–9 do the same, taking us through a series of five perfect fifths. The remainder of the passage simply moves between the subdominant, tonic and dominant chords of G, the final pedal sequence returning us to the original tonality of C. Over the course of the passage, Bach has taken us through a series of tonalities, using only the dominant-tonic relation, that, justly intoned, would land us two syntonic commas away from the first tonic.

Autumn Leaves

Johnny Mercer

Part of the chord sequence for *Autumn Leaves* is analysed in the two paths of example 2.7. (The skipped passage contains a repeat of the first section, followed by the same two cadences in reverse order.) The main key of the piece is E minor and its chord sequence consists mainly of $IIm^7 V^7 I$ progressions in this key or the relative major key of G major. As a result, the analysis is mostly uninteresting, but it does raise one interesting issue regarding ambiguity.

(2.7) $Am^7 D^7 G^{M7} C^{M7} F\sharp\emptyset^7 B^7 Em \dots F\sharp\emptyset^7 B^{7b9} Em^7 Eb^7 Dm^7 Db^7 C^{M7} B^{7b9} Em$

$C\sharp$	$G\sharp$	$D\sharp$	$A\sharp$	$E\sharp$	$B\sharp$				
A	$\begin{matrix} \textcircled{E} \\ T \end{matrix}$	$\begin{matrix} \textcircled{B} \\ D \end{matrix}$	$\begin{matrix} \textcircled{F\sharp} \\ D \end{matrix}$	$C\sharp$	$G\sharp$				
F	C	$\begin{matrix} \textcircled{G} \\ T \end{matrix}$	$\begin{matrix} \textcircled{D} \\ D \end{matrix}$	$\begin{matrix} \textcircled{A} \\ D \end{matrix}$	E				
$D\flat$	$A\flat$	$E\flat$	$B\flat$	F	C				
$C\sharp$	$G\sharp$	$D\sharp$	$A\sharp$	$E\sharp$	$B\sharp$	$F\sharp\sharp$	$C\sharp\sharp$	$G\sharp\sharp$	
A	$\begin{matrix} \textcircled{E} \\ T \end{matrix}$	$\begin{matrix} \textcircled{B} \\ D \end{matrix}$	$F\sharp$	$C\sharp$	$G\sharp$	$D\sharp$	$A\sharp$	$E\sharp$	
F	$\begin{matrix} \textcircled{C} \\ T \end{matrix}$	$\begin{matrix} \textcircled{G} \\ D \end{matrix}$	$\begin{matrix} \textcircled{D} \\ D \end{matrix}$	$\begin{matrix} \textcircled{A} \\ D \end{matrix}$	$\begin{matrix} \textcircled{E} \\ T/D? \end{matrix}$	$\begin{matrix} \textcircled{B} \\ D \end{matrix}$	$\begin{matrix} \textcircled{F\sharp} \\ D \end{matrix}$	$C\sharp$	
$D\flat$	$A\flat$	$E\flat$	$B\flat$	F	C	G	D	A	

In addition to the points traced by the harmonic roots, the analysis above contains a letter denoting the chord function (tonic, dominant or subdominant) of each chord. The analysis of each cadence is simply two leftward steps onto its resolution (either E or G). The second part of the analysis, of the part of the sequence after the ellipsis, begins

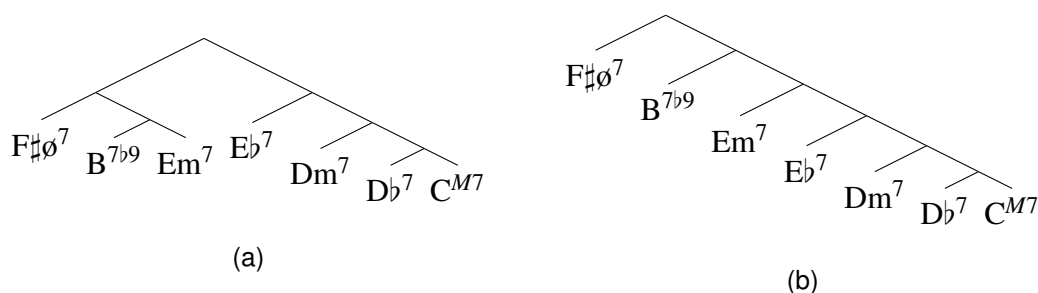


Figure 2.10: Two ways of interpreting a passage from *Autumn Leaves*: (a) as two separate cadences; (b) as a single cadence, in which the Em^7 has a dominant function.

with another cadence onto Em , which is followed by a long extended cadence onto C . The cadence includes two tritone substitutions (Eb^7 and Db^7), resulting in a sequence of surface chord roots moving down in semitones. Two ways in which this passage could be interpreted are as follows: as a cadence resolving to an E minor tonic followed by another resolving to C major; or as a single cadence in which the Em^7 chord functions as an extended dominant resolving to Eb^7 (which is a tritone substitution for A^7). The only difference between the two interpretations in the tonal space analysis is in the annotation of the E root as a tonic in the former case or a dominant in the latter. The fact that many recordings of the song use a chord sequence that does not permit the second interpretation of this passage, together with the chord types on the first three chords typical of a minor cadence ending, suggests that we must interpret the Em^7 as a tonic. Nevertheless, when this particular sequence is used, it seems to be possible to hear the Em^7 chord *also* as a dominant participating in the next cadence. A third, and perhaps more plausible, way of viewing the connection between the Em^7 and Eb^7 in this latter analysis is to treat the Em^7 as having two functions: a tonic at the right edge of the first subtree of figure 2.10a and a dominant at the left edge of the second. Such double functions are represented in the analyses of Rohrmeier (2011).

This is an example of an ambiguity in interpretation: these readings can be distinguished in the tonal space path analysis, when harmonic functions are included, allowing us to propose multiple different analyses, expressing both formally and making explicit the difference between them in terms of the music theory that underlies the analysis. Such ambiguities, featuring multiple plausible alternative readings, are common in music and it is essential to a theory of harmonic structure that it be capable of explaining precisely the differences between the alternative readings. A similar type of ambiguity in natural language gives rise to multiple readings of sentences like *two sisters reunited after 18 years at checkout counter*.

2.7 Conclusion

This chapter has put the present thesis in the context of research in music cognition and computational linguistics and laid out the theoretical background for the approach taken in later chapters. Constructing models of the structure of tonal harmony is important both for modelling human cognition of music and for practical tasks in automatic music processing. Formal grammars modelling syntactic processing of natural language to produce semantic representations will form the basis for the approach to formal harmonic analysis taken in the next chapter. In particular, the grammar formalism of CCG will be adapted as appropriate to tonal analysis and the basic elements of the formalism have been described here as they are applied to linguistic analysis.

The result of harmonic analysis is an identification of the tonal relationships between the chords of the musical material. This chapter has introduced the sorts of structure formed by these relationships and related them to the interpretation of the music in terms of the three-dimensional tonal space of Longuet-Higgins (1979). A formalization of the two views of harmonic analysis introduced here – the decomposition of the hierarchical structure of cadences and the corresponding path of chord roots through the tonal space – will both be later treated as the output of the process of automatic harmonic analysis and used as the basis for quantitative evaluation metrics.

A Grammar for Tonal Harmony

3.1 Introduction

The process of harmonic analysis involves the inference of tonal relations between the chord roots underlying passages of a piece of music. As we have seen, in figure 2.2, a particular analysis may specify the tonal relation between two chords that are not adjacent in the musical surface. Given some formal language to express these relations, harmonic analysis becomes the process of mapping the musical surface onto an expression in that language, or a set of possible expressions representing alternative analyses. As in linguistics, a generalized mechanism for mapping the surface form to its analysis can be characterized using a grammar. The grammar expresses the necessary constraints on the types of constituents that can be combined during the analysis process and the form of the resulting analysis.

Steedman (1996) proposed a small generative grammar, using an adaptation of CCG to harmonic syntax, covering a narrow musical domain – chord sequences of variations on the twelve-bar blues – and a formal language sufficient to express harmonic interpretations of these chord sequences. The present author expanded both the harmonic analysis language and the syntactic formalism to permit interpretation of a wider range of chord sequences than just twelve-bar blues (Wilding, 2008). This chapter presents some small further developments of the harmonic analysis language

(section 3.2), including a new presentation as dependency graphs. There follows a substantial improvement to the syntactic formalism (section 3.3). The resulting harmonic adaptation of CCG, apart from using a more intelligible notation, permits a concise handling of a wider array of harmonic structures, most notably covering the long-distance relations created by coordination. Section 3.4 defines a grammar, consisting of a lexicon of harmonic interpretations of chords and a set of rules governing how the interpretations can be combined. The grammar can be used to automatically interpret chord sequences, including recognizing a variety of chord substitutions used by jazz composers and performers.

Whilst the grammar presented here is designed to interpret a particular musical genre, much of it could equally be applied to the analysis of other tonal harmonic genres. Adapting the grammar to another genre would primarily involve modifications to the lexicon to add chord substitutions common in that genre and to remove some specific to jazz that are not used in that genre.

3.2 Tonal Harmonic Interpretation Semantics

Chapter 2 introduced the three-dimensional tonal space of Longuet-Higgins (1962a,b) as a model for formal tonal analysis and a two-dimensional projection of the space for harmonic analysis of the chord roots underlying a piece of music. In this section, I define a language of harmonic analysis resembling the predicate logic used to represent natural language semantics in section 2.4. It expresses a harmonic analysis as a specification of the movements and points in the two-dimensional tonal space of the path traced by the chord roots. An expression in this language represents a harmonic analysis of a passage of music. The language is based closely on that described by Steedman (1996) and Wilding (2008).

A harmonic analysis can be constructed by treating the analysis as analogous to the semantics of a sentence in natural language. A syntax of tonal harmony formalizes the relationship between the musical surface form – the chord sequence or passage of notes – and the harmonic structure¹. I will henceforth refer to expressions in the language defined below as the *semantics* of the music, or its *logical form*.

¹ Although the trees in section 2.5 resemble the phrase structure trees often used in linguistics to represent graphically the *syntactic structure* of a sentence, they in fact encode the harmonic relations expressed more formally in this section and should, therefore, be considered diagrams of the harmonic *semantics*, in the terms of Steedman (2000).

Logical forms in this language are *compositional*: the logical form for a piece of music can be composed from the logical forms of subsequences of the piece, using a suitable syntax and using the lambda calculus to express gaps in the analysis that will be filled by other partial logical forms. Thus individual chords can be assigned an interpretation as a logical form, along with a syntactic type to constrain the ways this can combine with the interpretation of other chords (see section 3.3). An interpretation (or multiple interpretations) of the full piece can be produced by combining them, just as the meaning of *Keats will eat beets* was built up from the meaning of its individual words in example 2.3.

3.2.1 The Lambda Calculus as Notation

The lambda calculus provides a notation for expressing variable binding in functional expressions.

Consider the semantics of example 2.2, reproduced in example 3.1:

$$(3.1) \quad \begin{array}{c} \text{Keats} \quad \text{eats} \quad \text{beets} \\ \hline \text{keats}' \quad \lambda x, y. \text{eats}'(y, x) \quad \text{beets}' \\ \hline \lambda y. \text{eats}'(y, \text{beets}') \\ \hline \text{eats}'(\text{keats}', \text{beets}') \end{array} \begin{array}{l} \\ \\ > \\ < \end{array}$$

The predicate eats' represents the action of eating, taking the agent (the eater) as its first argument and the patient (the eaten) as its second. The semantics of eats is this predicate, with gaps left for the arguments, marked by the variables x and y . Recall that the $>$ and $<$ combinatorial rules (forward and backward function application) are associated with the operation of function application in the semantics.

The lambda calculus allows us to *bind* a variable x in an expression, creating a function which, when applied to an argument A , will return the same expression, but with A substituted for every occurrence of x . The operation of binding a variable is notated using λ and is referred to as *lambda abstraction*:

$$f = \lambda x. E, \quad \text{where } E \text{ may include } x \text{ as a free variable}$$

Where more than one variable is bound at the same time by immediate nesting of lambda abstractions, only one λ is written, with comma-separated variable names:

$$\begin{aligned} f &= \lambda x, y. E \\ &\equiv \lambda x. \lambda y. E \end{aligned}$$

In example 3.1, the lambda calculus allows us to build the semantics of *eats* as a function which takes two arguments and produces a new logical form consisting of the predicate *eats'* applied to the function's arguments (in reverse). The corresponding syntactic category $(S \setminus NP) / NP$ ensures that the first argument to the function is the patient of the action, in the object position (right of the verb in English), and the second argument is the agent, in the subject position (left in English).

Example 3.2 shows how similar logical forms could be used in a passive construction to produce an identical interpretation of the whole sentence. The only difference between the logical form for *are eaten by* here and *eats* above is the order of the variables as arguments to the predicate, now $eats'(x, y)$ as opposed to $eats'(y, x)$: the first argument is now treated as the agent and the second as the patient.

$$(3.2) \quad \begin{array}{c} \text{Beets} \quad \text{are eaten by} \quad \text{Keats} \\ \hline \text{beets}' \quad \quad \quad \text{keats}' \\ \quad \quad \quad \underbrace{\hspace{1.5cm}} \\ \quad \quad \quad \lambda x, y. eats'(x, y) \\ \quad \quad \quad \xrightarrow{\hspace{1.5cm}} \\ \quad \quad \quad \lambda y. eats'(keats', y) \\ \quad \quad \quad \xleftarrow{\hspace{1.5cm}} \\ \quad \quad \quad \text{eats}'(keats', beets') \end{array}$$

Using the lambda calculus to express variable binding in functions and a formal language for the sort of harmonic interpretations described in section 2.6.4 will allow us to associate partially formed harmonic interpretations with constituents of a harmonic progression and compose them into an interpretation of the full progression.

3.2.2 Interpretation of Tonics

The semantics of a tonic chord is represented in a logical form as a point in the tonal space which is constrained to be one that is mapped by equal temperament to the chord's root as written. This still permits a theoretically infinite set of points that could be used to interpret the chord's root. For an isolated tonic logical form, there is no reason to constrain which of these points is chosen: its relation to other points in a full logical form will be fully determined by constraints imposed by the rest of the logical form. The logical form is a coordinate in a 4×3 *enharmonic* space identifying this infinite set. The enharmonic space can be seen as the projection of the full tonal space onto equal temperament, or equivalently as an infinite set of 4×3 subspaces in the tonal space, as shown in figure 3.1. The notation $\langle x, y \rangle$ denotes an enharmonic coordinate, as distinct from the coordinate or vector (x, y) in the full space. The coordinate, therefore,

D \sharp	A \sharp	E \sharp	B \sharp	F $\sharp\sharp$	C $\sharp\sharp$	G $\sharp\sharp$	D $\sharp\sharp$	A $\sharp\sharp$	E $\sharp\sharp$
B	F \sharp	C \sharp	G \sharp	D \sharp	A \sharp	E \sharp	B \sharp	F $\sharp\sharp$	C $\sharp\sharp$
G	D	A	E	B	F \sharp	C \sharp	G \sharp	D \sharp	A \sharp
E \flat	B \flat	F	C	G	D	A	E	B	F \sharp
C \flat	G \flat	D \flat	A \flat	E \flat	B \flat	F	C	G	D
A $\flat\flat$	E $\flat\flat$	B $\flat\flat$	F \flat	C \flat	G \flat	D \flat	A \flat	E \flat	B \flat
F $\flat\flat$	C $\flat\flat$	G $\flat\flat$	D $\flat\flat$	A $\flat\flat$	E $\flat\flat$	B $\flat\flat$	F \flat	C \flat	G \flat

Figure 3.1: Enharmonic blocks at the centre of the space. A position within one of these 4×3 blocks is equated by equal temperament with the same position in every other block.

lies between $\langle 0, 0 \rangle$ and $\langle 3, 2 \rangle$. Effectively, this means that once such a coordinate $\langle x, y \rangle$ has been chosen for a chord, issues of chord substitution have been resolved, but the projection from equal temperament onto the full space of tonal relations would be meaningless for a single isolated chord root. In the context of a full harmonic analysis represented by a fully composed logical form, the coordinate will fully determine the relations between the chord root and those around it.

All logical forms are lists, notated with square brackets, since a harmonic interpretation is a sequence of interpretations of tonic passages and cadences. The logical form of a single tonic chord is a single-element list, containing such a coordinate. A tonic may be concatenated with other units, or may serve as the resolution of a cadence. Example 3.3 shows some interpretations of chords as tonics. The final example is an interpretation of the two chords in sequence both as tonics, implying that there has been a sudden change of key². Note that the points on their own represent points within the 4×3 enharmonic space, but that the $\langle 0, 2 \rangle$ that follows a $\langle 0, 0 \rangle$ must refer to the point underneath the $\langle 0, 0 \rangle$, for reasons explained fully below.

² Implausible as this may look, it is, in fact, the transition from the A-section to the bridge of *Come Fly With Me*.

$$(3.3) \quad C^{M7} \Rightarrow [\langle 0, 0 \rangle]$$

G \sharp	D \sharp	A \sharp	E \sharp
E	B	F \sharp	C \sharp
C	G	D	A

$$A\flat^6 \Rightarrow [\langle 0, 2 \rangle]$$

G \sharp	D \sharp	A \sharp	E \sharp
E	B	F \sharp	C \sharp
C	G	D	A

$$C A\flat^{M7} \Rightarrow [\langle 0, 0 \rangle, \langle 0, 2 \rangle]$$

A	E	B
F	C	G
D \flat	A \flat	E \flat
B $\flat\flat$	F \flat	C \flat

3.2.3 Interpretation of Cadences

The semantics of an authentic or plagal cadence resolution is a predicate representing a movement in the tonal space. An extended cadence, of the sort described in section 2.5.1, is interpreted as the recursive application of each movement to its resolution.

Authentic (dominant) cadences are leftward steps and use the *leftonto* predicate. Just as, in the linguistic logical forms, the predicate *eats'* served as a notation for the concept of eating, here the *leftonto* predicate stands for a direct movement in the tonal space. Plagal (subdominant) cadences are rightward steps and use the *rightonto* predicate. For example, a single dominant chord G^7 resolving to a tonic C would receive the logical form *leftonto*($\langle 0, 0 \rangle$), whilst $D^7 G^7 C$ would receive *leftonto*(*leftonto*($\langle 0, 0 \rangle$)).

A special behaviour is defined in the case of the application of a unary predicate, like *leftonto*, to a list. The following reduction causes the predicate to be applied to the first item in the list, so that the result is a list:

$$pred([X_0, X_1, \dots]) \Rightarrow [pred(X_0), X_1, \dots]$$

Example 3.4 shows an interpretation of an extended cadence with two dominants – the familiar $IIm^7 V^7 I$ – derived from the logical forms of the individual chords. The resulting tonal space path movements are shown to the right.

$$(3.4) \quad \frac{\frac{\text{Dm}^7}{\lambda x. \text{leftonto}(x)} \quad \frac{\text{G}^7}{\lambda x. \text{leftonto}(x)} \quad \frac{\text{C}}{[(\langle 0, 0 \rangle)]}}{\frac{[\text{leftonto}(\langle 0, 0 \rangle)]}{[\text{leftonto}(\text{leftonto}(\langle 0, 0 \rangle))]} \rightarrow}$$

A	E	B	F \sharp	C \sharp
F	C ←	G ←	D ←	A
D \flat	A \flat	E \flat	B \flat	F

We will see later how the syntactic types associated with logical forms constrain the rules that may combine them in derivations. For now, derivations are shown without the syntactic types of the constituents.

The \circ operator denotes function composition, defined as it was for linguistic semantics:

$$f \circ g \equiv \lambda x. f(g(x))$$

Here f and g may stand for a predicate like *leftonto*. As in the logical semantics of language, functions can be combined using composition. The resulting function $f \circ g$ can then be applied to the argument x , producing the same logical form that would have been produced by first applying g to x , then f to the result: that is, $(f \circ g)(x) \equiv f(g(x))$. In the harmonic semantics, this allows us to derive a functional interpretation of a whole cadence before seeing its resolution, as in example 3.5. It should be noted that this particular derivation of the extended cadence is now left branching, but that its logical form is identical to that given by the alternative derivation in the previous example (just as in example 2.3 in chapter 2) and has a right-branching embedding.

$$(3.5) \quad \frac{\frac{\text{Dm}^7}{\lambda x. \text{leftonto}(x)} \quad \frac{\text{G}^7}{\lambda x. \text{leftonto}(x)} \quad \frac{\text{C}}{[(\langle 0, 0 \rangle)]}}{\frac{\lambda x. \text{leftonto}(\text{leftonto}(x))}{[\text{leftonto}(\text{leftonto}(\langle 0, 0 \rangle))]} \rightarrow^{\mathbf{B}}}$$

3.2.4 Coordination of Cadences

Logical forms representing unresolved cadences can be *coordinated* to represent their sharing of the eventual resolution. This is represented by a special operator \wedge . This simply conjoins the cadence logical forms, which are always functions expecting the resolution as their argument.

Example 3.6 shows the conjunction of two unresolved cadences into a single logical form. (The predicate *leftonto* is abbreviated in the following examples to *L* for the sake of space.)

$$(3.6) \quad \frac{\frac{\frac{A^7 \quad Dm^7 \quad G^7}{\lambda x.L(x)} \quad \frac{Dm^7 \quad G^7}{\lambda x.L(x)}}{\lambda x.L(L(x))} \xrightarrow{B} \quad \frac{Dm^7 \quad G^7}{\lambda x.L(x)} \quad \frac{Dm^7 \quad G^7}{\lambda x.L(x)}}{\lambda x.L(L(L(x)))} \xrightarrow{B} \quad \frac{Dm^7 \quad G^7}{\lambda x.L(x)} \quad \frac{Dm^7 \quad G^7}{\lambda x.L(x)}}{\lambda x.L(L(L(x))) \wedge \lambda x.L(L(x))} \&$$

The \wedge symbol is used because of the structural similarity between this phenomenon and coordinating conjunction in language, whose semantics uses the logical conjunction operator \wedge . The musical \wedge , however, does not reduce in a way that might be expected of its logical counterpart: the functions denoting partial cadences are not actually applied to their resolution, but maintained separately in the logical form. Note also that, unlike the logical \wedge , this operator must preserve the order of its arguments.

$$A \wedge B \neq B \wedge A$$

The operator is associative and will always be normalized to its unbracketed form on the left-hand side of the equivalence:

$$\begin{aligned} A \wedge B \wedge C &\equiv (A \wedge B) \wedge C \\ &\equiv A \wedge (B \wedge C) \end{aligned}$$

The result of a coordination is treated as a function that can be applied to its resolution, as in example 3.7. Theoretically, each of the individual partial cadences could be applied to the resolution to retrieve its semantics, but for now it is important for the logical form to retain the structure of the coordination that was represented for a similar cadence in the tree of figure 2.2.

$$(3.7) \quad \frac{\frac{A^7 \quad Dm^7 \quad G^7}{\lambda x.L(L(L(x)))} \quad \frac{Dm^7 \quad G^7}{\lambda x.L(L(x))} \quad \frac{C}{[\langle 0, 0 \rangle]}}{\lambda x.L(L(L(x))) \wedge \lambda x.L(L(x))} \& \xrightarrow{B} \frac{[\langle 0, 0 \rangle]}{[(\lambda x.L(L(L(x))) \wedge \lambda x.L(L(x))) \langle 0, 0 \rangle]}$$

More than two cadences can be coordinated to share the same resolution:

$$(3.8) \quad \begin{array}{c} \text{Dm}^7 \text{ G}^7 \quad \text{Dm}^7 \text{ G}^7 \quad \text{Dm}^7 \text{ G}^7 \quad \text{C} \\ \hline \lambda x. L(L(x)) \quad \lambda x. L(L(x)) \quad \lambda x. L(L(x)) \quad [\langle 0, 0 \rangle] \\ \hline \lambda x. L(L(x)) \wedge \lambda x. L(L(x)) \\ \hline \lambda x. L(L(x)) \wedge \lambda x. L(L(x)) \wedge \lambda x. L(L(x)) \\ \hline [(\lambda x. L(L(x)) \wedge \lambda x. L(L(x)) \wedge \lambda x. L(L(x))) (\langle 0, 0 \rangle)] \end{array}$$

The result of a coordination, once applied to its resolution, may become the resolution of a preceding recursive cadence step, as in example 3.9.

$$(3.9) \quad \begin{array}{c} \text{A}^7 \quad \text{Dm}^7 \text{ G}^7 \quad \text{Dm}^7 \text{ G}^7 \quad \text{C} \\ \hline \lambda x. L(x) \quad \lambda x. L(L(x)) \quad \lambda x. L(L(x)) \quad [\langle 0, 0 \rangle] \\ \hline \lambda x. L(L(x)) \wedge \lambda x. L(L(x)) \\ \hline [(\lambda x. L(L(x)) \wedge \lambda x. L(L(x))) (\langle 0, 0 \rangle)] \\ \hline [L ((\lambda x. L(L(x)) \wedge \lambda x. L(L(x))) (\langle 0, 0 \rangle))] \end{array}$$

However, the tonal space path dictated by this logical form is identical to that produced by composing the A^7 with the following $\text{Dm}^7 \text{ G}^7$ before coordinating, derived in example 3.6, leading to the following definition of equivalence.

$$A((B \wedge \dots)(C)) \equiv (A \circ B \wedge \dots)(C)$$

In order that this equivalence is easily recognizable, expressions of the form of the left-hand side will be reduced to the form of the right-hand side wherever possible. The logical form of example 3.9 thus reduces to that of example 3.6.

3.2.5 Multiple Cadences: Development

The language is so far capable of expressing a tonal space interpretation of a complex cadence structure, including recursion and coordination. A cadence structure may resolve to a tonic, or a tonic may constitute the whole structure. In order to be able to interpret a full piece of music, we must be able to join together many of these structures in sequence. Recall that all fully reduced logical forms are lists (so far, single-element lists). A sequence of such tonal structures is represented simply as the concatenation of these lists, an operation I shall refer to as *development*.

Example 3.10 shows a pair of resolved cadences being combined in this way and example 3.11 shows a tonic passage combining with a subsequent resolved cadence.

$$(3.10) \quad \begin{array}{c} \text{Dm}^7 \qquad \text{G}^7 \qquad \text{C} \qquad \text{G}^7 \qquad \text{C} \\ \hline \overline{\lambda x.\text{leftonto}(x)} \quad \overline{\lambda x.\text{leftonto}(x)} \quad \overline{[\langle 0, 0 \rangle]} \quad \overline{\lambda x.\text{leftonto}(x)} \quad \overline{[\langle 0, 0 \rangle]} \\ \hline \qquad \qquad \qquad \overline{[\text{leftonto}(\langle 0, 0 \rangle)]} \quad \overline{[\text{leftonto}(\langle 0, 0 \rangle)]} \\ \hline \overline{[\text{leftonto}(\text{leftonto}(\langle 0, 0 \rangle))]} \quad \overline{[\text{leftonto}(\langle 0, 0 \rangle)]} \\ \hline \overline{[\text{leftonto}(\text{leftonto}(\langle 0, 0 \rangle)), \text{leftonto}(\langle 0, 0 \rangle)]} \quad \text{dev} \end{array}$$

$$(3.11) \quad \begin{array}{c} \text{C} \qquad \text{Dm}^7 \qquad \text{G}^7 \qquad \text{C} \\ \hline \overline{[\langle 0, 0 \rangle]} \quad \overline{\lambda x.\text{leftonto}(x)} \quad \overline{\lambda x.\text{leftonto}(x)} \quad \overline{[\langle 0, 0 \rangle]} \\ \hline \qquad \qquad \qquad \overline{[\text{leftonto}(\langle 0, 0 \rangle)]} \\ \hline \overline{[\text{leftonto}(\text{leftonto}(\langle 0, 0 \rangle))]} \\ \hline \overline{[\langle 0, 0 \rangle, \text{leftonto}(\text{leftonto}(\langle 0, 0 \rangle))]} \quad \text{dev} \end{array}$$

3.2.6 Colouration: Empty Semantics

Some brief harmonic excursions add colouration to a piece, but contribute little to the functional structure of the harmony. It is convenient to ignore these for the purposes of harmonic analysis. A typical example is the sequence I IV I, often played during long passages of a I chord. This could be analysed as a form of plagal cadence and in a fine-grained analysis this might be appropriate. Another example is *passing chords*, which resemble diminished seventh chords or diminished triads, but have no harmonic function.

Such chords can be ignored by assigning them a logical form that is the identity function: $\lambda x.x$. Example 3.12 shows this in action on a I IV I sequence.

$$(3.12) \quad \begin{array}{c} \text{C} \quad \text{F} \quad \text{C} \\ \hline \overline{\lambda x.x} \quad \overline{\lambda x.x} \quad \overline{[\langle 0, 0 \rangle]} \\ \hline \qquad \qquad \overline{[\langle 0, 0 \rangle]} \\ \hline \overline{[\langle 0, 0 \rangle]} \end{array}$$

3.2.7 Extracting the Tonal Space Path

3.2.7.1 Path Constraints

A logical form can be seen as denoting a set of constraints on the path through the tonal space traced by the roots of the chords. The full path can be inferred from a fully formed logical form, given an arbitrary starting point. Since the tonal space is a space of tonal *relations* between chords, absolute position in the space is meaningless. The arbitrary choice of the starting point of a path sets a reference point to begin the series of tonal relations.

Let us first examine the constraints encoded in the various types of predicate. The movement made by *leftonto*(p) begins one step in the grid to the right of the first point of the path p . Given an unambiguous resolution to a point (x,y) , the whole path *leftonto*(*leftonto*((x,y))) is also unambiguous. Two cadences that share a resolution through coordination are constrained to end at the same point, since their paths are constrained relative to their shared resolution. There is no obvious constraint between items in a list, which are either tonics or resolved cadences. They are, therefore, linked by the closest tonal relation (the smallest possible Manhattan distance) that satisfies all other constraints.

For example, consider the two logical forms shown in figure 3.2 with their tonal space paths. The start of the second item in logical form (a) is dependent, ultimately, on the cadence resolution $\langle 0,0 \rangle$. This point, as distinct from $(0,0)$, is ambiguous: we can choose for it any of the infinite points that lie at $(0,0)$ within their enharmonic block. Taking the start of the path to be at the central $(0,0)$, we choose the same point for the end of the second item, since it puts the start of the second item, *leftonto*(*leftonto*($\langle 0,0 \rangle$)), as close as possible to $(0,0)$. A choice of $(-4, 1)$ (dashed) for the final resolution would also have been permitted by other constraints, but would have resulted in a larger jump between the two path fragments.

In logical form (b), on the other hand, the second item begins at a point further from its ending, since it includes three left steps. In this case we must choose $(-1, 1)$ as the start point for the second item by putting its resolution $\langle 0,0 \rangle$ at $(-4, 1)$.

3.2.7.2 The Algorithm

Algorithm 1 uses the information encoded in a logical form to produce the corresponding interpretation as a path through the tonal space. As well as demonstrating that any

A	E	B	F \sharp	C \sharp	G \sharp	D \sharp	A \sharp	E \sharp
F	C	G	D	A	E	B	F \sharp	C \sharp
D \flat	A \flat	E \flat	B \flat	F	C	G	D	A
B $\flat\flat$	F \flat	C \flat	G \flat	D \flat	A \flat	E \flat	B \flat	F

(a) $[(0,0), \text{leftonto}(\text{leftonto}((0,0)))]$

A	E	B	F \sharp	C \sharp	G \sharp	D \sharp
F	C	G	D	A	E	B
D \flat	A \flat	E \flat	B \flat	F	C	G
B $\flat\flat$	F \flat	C \flat	G \flat	D \flat	A \flat	E \flat

(b) $[(0,0), \text{leftonto}(\text{leftonto}(\text{leftonto}((0,0)))]$

Figure 3.2: Tonal space paths corresponding to two logical forms. Arrows join consecutive chord roots into a path. (a) begins at C, (0,0), jumps to D, (2,0), and left-steps back to C. (b) also begins at C, but jumps to A, (-1,1), and left-steps to a different C, (-4,1).

logical form is interpretable as an analysis in the tonal space, there are circumstances in which this transformation is of use. In section 5.3.7.1, the path is used to define a harmonic similarity metric to compare a tonal space interpretation output by the system to a human-annotated interpretation. The paths compared are those produced by this algorithm.

Algorithm 1 finds the path through the tonal space, expressed as a list of fully specified two-dimensional coordinates, that respects the constraints on tonal relations expressed in a logical form. Recall that a logical form is a list of fully resolved cadence and tonic interpretations. The algorithm iterates over the items in the list, calling the procedure `cadencepath` on each, which finds a path for the item that respects its internal tonal relations. The only constraint between these items is that the first point on a path produced by `cadencepath` is taken as that most closely tonally related to the last on the previous path. This can only be enforced once the constraints internal to the cadence have been satisfied, at which point the resulting path is shifted in the tonal space such that it starts as close as possible to the point reached prior to its beginning.

Algorithm 1: *path(lf)* – output tonal space path for a logical form

```

1 endpoint ← (0,0)
2 foreach cadence in lf do
3   | points ← cadencepath(cadence)
4   | shift points to make closest connection with endpoint
5   | print(points)
6   | endpoint ← last(points)

```

Procedure *cadencepath(cad)* – tonal space path for a cadence (see algorithm 1)

```

1 path ← [root(cad)]
2 foreach predicate applied to root of cad, innermost first do
3   | if predicate = rightonto then prepend(path, path0 + (-1,0))
4   | else if predicate = leftonto then prepend(path, path0 + (1,0))
5   | else if predicate = (C0 & ... & Cn) then
6   |   | resolution ← path0
7   |   | foreach Ci ← Cn, ... , C0 do
8   |   |   | cadpath ← cadencepath(Ci(resolution))
9   |   |   | remove last point from cadpath
10  |   |   | prepend(path, cadpath)
11 return path

```

The procedure *cadencepath* produces a path from the logical form of a single cadence. It begins by taking the root of the predicate structure – that is, the tonic to which it eventually resolves – to be that closest to (0,0), relative to which the rest of the path fragment will be built. The algorithm then works its way outwards through the predicate applications, adding points to the path. Predicates *leftonto* and *rightonto* take a single argument and add a point to the start of the path respectively one step to the right and left of the current first point. A coordination structure contains several structures representing unresolved cadences. They all must resolve to the argument to which the coordination is applied. Therefore, each cadence in turn is transformed into a path by a recursive call to *cadencepath*, taking the resolution to be the point currently at the start of the path. The resulting path fragment for each cadence is prepended to the path (removing the point that was treated as the resolution, so that it is not repeated at the end of each cadence).

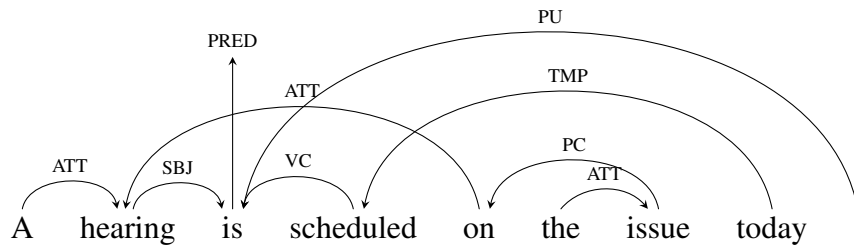


Figure 3.3: Linguistic syntactic dependency graph.

3.2.8 Representation as Dependency Graphs

A dependency graph is a common representation of syntactic relations between the words of a sentence in NLP. Figure 3.3 shows an example of a syntactic dependency graph for a sentence. The syntactic structure of the sentence is represented on the sentence itself by means of directed arcs drawn wherever a syntactic dependency exists between a pair of words. A label may be associated with each arc to indicate the type of dependency. For example, *hearing* (along with its dependent *a*) is marked as dependent on *is* as its subject, and *today* as a temporal adverb attaching to the verb *scheduled*. A single root node dominates the whole graph, with the single highest-level node attaching to it, denoted by a vertical arrow.

The harmonic relations expressed in the musical logical forms can be fully represented as dependency graphs, similar to linguistic syntactic dependency graphs, giving a more easily intelligible representation of analyses. Dependencies are included in the graph wherever a constraint on the form of the tonal space path exists between two chords in the logical form. Each tension chord is marked as dependent on its resolution. The arc is labelled with the name of the predicate (*leftonto* or *rightonto*). Each chord interpreted as a tonic is connected by an arc to the unique ROOT node, labelled with the tonal space coordinate interpretation.

For example, the chord sequence

$$C E^7 A^7 Dm^7 G^7 Dm^7 Db^7 C$$

could be interpreted with the logical form:

$$[\langle 0, 0 \rangle, (\lambda x. \text{leftonto}(\text{leftonto}(\text{leftonto}(\text{leftonto}(x)))) \wedge \lambda x. \text{leftonto}(\text{leftonto}(x))) \langle 0, 0 \rangle]$$

This interpretation is fully (and more clearly) represented as the labelled dependency graph over the chord sequence in figure 3.4. A longer example, including several levels of embedded coordination, is *Call Me Irresponsible*, whose harmonic analysis is shown as a dependency graph in figure 3.5.

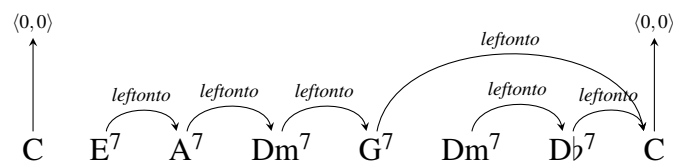


Figure 3.4: Dependencies in a cadential chord sequence.

Despite their similarity to linguistic *syntactic* dependency graphs, these graphs represent the information encoded in the logical forms (the *semantics*) of a harmonic interpretation. A benefit of this representation over the logical forms already described, apart from the clarity of the visual representation, is that it permits the use of evaluation metrics used on linguistic dependency graphs, as described in section 5.3.7.2. The dependency graphs used here do not express relations analogous to linguistic syntactic dependencies, but the harmonic relations between chords in terms of the theory of functional expectations and resolutions outlined in the previous chapter. They can, therefore, be thought of as the equivalent of linguistic *semantic* dependency graphs, which represent predicate-argument relations between words.

3.3 CCG for Harmonic Syntax

We have seen how logical forms representing interpretations of the chords of a harmonic passage can be combined to produce a single interpretation of the whole sequence. The order in which constituents may be combined and the operations that may combine them are not constrained by the logical form itself. In parsing natural language, syntactic types and rules provide these constraints, as described in section 2.4. To express the syntax of harmony, I define below a grammar formalism similar to the standard CCG for English. Instead of the linguistic syntactic categories, such as *NP* and *S*, it uses harmonic syntactic categories that define cadential expectation, following Steedman (1996) and Wilding (2008). It includes some combinatory rules closely related to those described in section 2.4 and some additional rules specific to harmonic syntax. Each category, lexical or derived, pairs a syntactic type with a logical form in the formalism described above.

An *atomic* type carries information about the tonality at the start and end of the passage it spans. This is the only harmonic information relevant to constraining how it can combine with adjacent categories. Both ends have a harmonic root, in the form of an equally tempered pitch class (A, B \flat , B, ...), and a chord function, one of T (tonic),

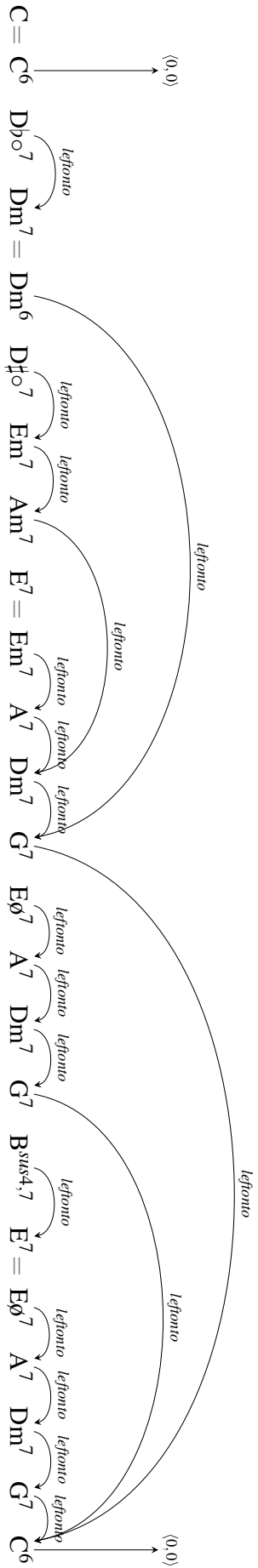


Figure 3.5: Harmonic interpretation of the second half of *Call Me Irresponsible* represented as a dependency graph, featuring multiple levels of embedded coordination. The interpretation treats several pairs of consecutive chords as a continuation of an underlying harmonic root, marked by a = joining the two chords.

D (dominant) and S (subdominant), written as a superscript. For example, a passage starting on a tonic C and ending on a tonic Ab would have syntactic type $C^T - Ab^T$. For brevity, where the start and end parts of an atomic type are the same, just one is written: $C^T - C^T$ is abbreviated to C^T . Such a type is associated with a single tonic chord.

A forward-facing slash type X/Y gives the starting tonality Y expected for the category to its right (its argument) and the starting tonality X that will be used for the result of applying it to such an argument. Such a type is used in the interpretation of a dominant chord. We are now able to associate syntactic types of this sort with the logical forms of section 3.2 in order to constrain the ways adjacent constituents can be combined, according to the definitions of the combinatorial rules, given in full below. Example 3.13 adds syntactic types to example 3.11. As is conventional, the syntactic type is given first, separated from the logical form by a colon.

$$(3.13) \quad \begin{array}{cccc} \text{C} & \text{Dm}^7 & \text{G}^7 & \text{C} \\ \hline C^T : [\langle 0, 0 \rangle] & D^D / G^D | T & G^D / C^D | T & C^T : [\langle 0, 0 \rangle] \\ & : \lambda x. \text{leftonto}(x) & : \lambda x. \text{leftonto}(x) & \\ & & \xrightarrow{\hspace{10em}} & \\ & & G^D - C^T : [\text{leftonto}(\langle 0, 0 \rangle)] & \\ & \xrightarrow{\hspace{10em}} & & \\ & D^D - C^T : [\text{leftonto}(\text{leftonto}(\langle 0, 0 \rangle))] & & \\ \hline & & & \text{dev} \\ C^T : [\langle 0, 0 \rangle, \text{leftonto}(\text{leftonto}(\langle 0, 0 \rangle))] & & & \end{array}$$

The categories assumed by Dm^7 and G^7 are identical, relative to the roots of the chord labels, and are specified by a single schema $I^D / IV^D | T : \lambda x. \text{leftonto}(x)$ in the lexicon, using Roman numerals to express pitch relative to the chord root. A primitive dominant chord could be interpreted with the syntactic type schema I^D / IV^T , reflecting the expectation of a resolution down a perfect fifth to follow. Extended cadences, such as the one in example 3.13, are handled syntactically by allowing the dominant category to take as its resolution either a tonic or another dominant by using the type $I^D / IV^D | T$.

The combinatorial rule that performs function composition (as in example 3.5) performs the appropriate manipulation of the syntactic categories:

$$(3.14) \quad \frac{\begin{array}{c} \text{C} \\ \hline C^T : [\langle 0, 0 \rangle] \end{array} \quad \frac{\begin{array}{c} \text{Dm}^7 \\ \hline D^D / G^{D|T} \\ : \lambda x. \text{leftonto}(x) \end{array} \quad \frac{\begin{array}{c} G^7 \\ \hline G^D / C^{D|T} \\ : \lambda x. \text{leftonto}(x) \end{array} \quad \frac{\begin{array}{c} \text{C} \\ \hline C^T : [\langle 0, 0 \rangle] \end{array}}{\begin{array}{c} \xrightarrow{\text{B}} \\ D^D / C^{D|T} : \lambda x. \text{leftonto}(\text{leftonto}(x)) \end{array}}}{\begin{array}{c} \xrightarrow{\text{B}} \\ D^D - C^T : [\text{leftonto}(\text{leftonto}(\langle 0, 0 \rangle))] \end{array}}}{\begin{array}{c} \xrightarrow{\text{dev}} \\ C^T : [\langle 0, 0 \rangle, \text{leftonto}(\text{leftonto}(\langle 0, 0 \rangle))] \end{array}}$$

Backward slash (\backslash) categories are precisely the reverse of forward slash categories. They are able to combine with an argument to their left and specify the end tonality required of the argument (after the slash) and the end tonality that the result of combination will have (before the slash). They are much less used in the musical grammar than $/$.

A combinatory rule resembling the one used for natural language coordination (Steedman, 2000) allows interpretation of coordinated cadences. A further rule, *development*, allows tonic passages and resolved cadences to be combined into a single derivation, performing the concatenation of the list logical forms. The rules are formally defined in the next section. Example 3.15 makes use of the coordination and development rules. (Once again *leftonto* is abbreviated to *L*.)

$$(3.15) \quad \frac{\begin{array}{c} \text{C} \\ \hline C^T : [\langle 0, 0 \rangle] \end{array} \quad \frac{\begin{array}{c} \text{Dm}^7 \ G^7 \\ \hline \text{D}^D / \text{C}^{D|T} \\ : \lambda x. L(L(x)) \end{array} \quad \frac{\begin{array}{c} \text{A}^7 \ \text{Dm}^7 \ G^7 \\ \hline \text{A}^D / \text{C}^{D|T} \\ : \lambda x. L(L(L(x))) \end{array} \quad \frac{\begin{array}{c} \text{C}^6 \\ \hline C^T : [\langle 0, 0 \rangle] \end{array}}{\begin{array}{c} \xrightarrow{\&} \\ \text{D}^D / \text{C}^{D|T} : \lambda x. L(L(x)) \wedge \lambda x. L(L(L(x))) \end{array}}}{\begin{array}{c} \xrightarrow{\&} \\ \text{D}^D - \text{C}^T : [(\lambda x. L(L(x)) \wedge \lambda x. L(L(L(x)))) (\langle 0, 0 \rangle)] \end{array}}}{\begin{array}{c} \xrightarrow{\text{dev}} \\ C^T : [\langle 0, 0 \rangle, (\lambda x. L(L(x)) \wedge \lambda x. L(L(L(x)))) (\langle 0, 0 \rangle)] \end{array}}$$

The categories that may be used to interpret individual chords, including those described above for tonic and dominant chords, are defined in the *lexicon* of the grammar. A full derivation of an interpretation, such as those in the above examples, is produced by choosing a category from the lexicon for each chord and combining them using combinatory rules.

Chord substitution is handled in the lexicon. For example, jazz musicians may replace a dominant seventh chord using the tritone substitution (see section 2.5.1). A special lexical category allows a dominant chord that has undergone a tritone substitution to be interpreted in the same way as the chord for which it is a substitute. Other

similar substitutions are handled likewise by adding a new line to the lexical schemata in table 3.1 below. The cadence in example 3.16 from *Can't Help Lovin' Dat Man* (in the key of E \flat) is shown here with its syntactic types and contains an example of the tritone substitution, where the B 7 replaces a F 7 .

$$(3.16) \quad \begin{array}{ccccc} Gm^7 & Cm^7 & \mathbf{B}^7 & Bb^7 & Eb^6 \\ G^D/C^D|T & C^D/F^D|T & F^D/Bb^D|T & Bb^D/Eb^D|T & E^T \end{array}$$

3.4 A Grammar for Jazz

3.4.1 The Rules

Since CCG is a strongly lexicalized formalism, most of the work of the grammar is done in the lexicon. Only six rules are used to build derivations. Rules are applied to combine simultaneously the syntactic categories and the logical forms. Each rule has a symbol used to identify its use in derivations. Rules are written as productions, with inputs to the left of a \Rightarrow and the result of applying the rule to the right. A rule may be applied wherever syntactic types for adjacent spans match the forms of the schemata on the left-hand side of the production. No conditions are placed on the logical forms of the inputs.

Function application and *function composition* are merely adaptations of their conventional forms, described in section 2.4, to the musical formalism. For the sake of simplicity, requirements on the tonal functions (superscript T , D and S) are omitted here, but note that the rule must also check that, for example, the function of Y in the first category of forward application matches that of the second category, including permitting a $Y^{T|D}$ in the first category to be matched by a Y^T or Y^D in the second.

Function application:

$$\text{Forward } (>) \quad X/Y : f \quad Y-Z : x \Rightarrow X-Z : f(x)$$

$$\text{Backward } (<) \quad X-Y : x \quad Z\backslash Y : f \Rightarrow X-Z : f(x)$$

Function composition:

$$\text{Forward } (>_{\mathbf{B}}) \quad X/Y : f \quad Y/Z : g \Rightarrow X/Z : f \circ g$$

$$\text{Backward } (<_{\mathbf{B}}) \quad X\backslash Y : g \quad Z\backslash X : f \Rightarrow Z\backslash Y : f \circ g$$

The *coordination* rule combines two unresolved cadences to behave as a single unresolved cadence and requires that they are expecting the same resolution. The two cadences are required to be either both authentic (dominant) or both plagal (subdomi-

nant). The logical form of the result is treated as a function that will be applied to the resolution.

Coordination:

$$(\&) \quad X^F/Y : f \quad Z^F/Y : g \Rightarrow X^F/Y : f \wedge g \quad \text{where } F \in \{D, S\}$$

The trivial *development* rule joins together fully resolved passages. It requires its inputs to be atomic categories and not slash categories, which need to be combined with something by function application before they can be considered resolved. Syntactic constraints and the composition of the lexicon ensure that such an atomic category will always have a list logical form, so this rule can simply concatenate the two lists.

Development:

$$(dev) \quad V-W : l_0 \quad X-Y : l_1 \Rightarrow V-Y : l_0 \oplus l_1$$

This is a permissive rule: it permits any two consecutive passages interpreted individually as harmonically stable to be conjoined, regardless of key. Modulation (key change) can occur freely in music at any time. We, therefore, do not use the grammar to put any restrictions on what sorts of modulation to permit. Whilst some modulations are more common than others, such preferences are better captured by statistical models, such as those introduced in chapter 5, than by syntactic constraints.

In addition to the lexical schemata given in the next section, the lexicon is expanded by the application of two unary rules. These provide categories to handle the repetition of chords without a change in harmonic function. This occurs sometimes simply because of notational conventions – a chord will often be repeated at the beginning of a new line or section, even if it is really just a continuation of the previous chord – and sometimes because there is a change in the chord at a level which is not reflected in the analysis. The former case could be handled simply by preprocessing the input to remove repeated chords, but the latter cannot be dismissed as easily.

For example, say a tonic chord C^{M7} is followed by a chord on the same root with a different chord type C^6 . The change in chord type is important for performers, but is irrelevant to the analysis. A chord might also be followed by another on a different root which behaves as a substitute for the first. In this case too, the chords should be combined early in the analysis into a single unit. For example, McCoy Tyner's *Contemplation* begins on a $Cm^{7(11)}$ chord, establishing the tonic of the piece, for the first two lines. The third line is on an $A\flat^{M7}$ chord, behaving as a substitute for the Cm chord (really nothing more than an inversion). This can be interpreted as a substitution

using a special lexical category (Ton-bVI, see the lexicon in the next section). The two chords are then treated as a single tonic passage.

Dominant and subdominant chords too can be prolonged in this manner, similarly permitting movement between different substitutions for the same chord. The following two rules produce lexical schemata that can be applied to the first of such a pair of chords in place of the schema that it would have had on its own. The resulting lexical schemata will be referred to using a mnemonic distinguished from that of the original schema by the addition of ‘-rep’.

Tonic repetition:

$$(TRep) \quad X^T : f \Rightarrow X^T / X^T : \lambda x.x$$

Cadence repetition:

$$(CRep) \quad X^F / Y : f \Rightarrow X^F / X^F : \lambda x.x \quad \text{where } F \in \{D, S\}$$

The tonic passage of *Contemplation* can now be interpreted as shown in example 3.17, using the Ton-bVI schema and Ton-rep, which is produced from the Ton schema (see next section) using the tonic repetition rule.

$$(3.17) \quad \frac{\frac{\text{Cm}^{7(11)} \quad \text{Ab}^7}{C^T / C^T : \lambda x.x} \quad C^T : [\langle 0, 0 \rangle]}{C^T : [\langle 0, 0 \rangle]} \rightarrow$$

The unary rules of tonic repetition and cadence repetition are restricted to the role of expanding the lexicon and cannot be applied at any other point in a derivation³. For example, the category resulting from the derivation in example 3.17 cannot be used as input to the tonic repetition rule to produce the category $C^T / C^T : \lambda x.x$.

3.4.2 The Lexicon

We are now able to define in full the lexicon of a grammar of jazz chord sequences, shown in table 3.1. Each entry is a *lexical schema* and has a mnemonic label to serve as an identifier, a surface chord class, a syntactic type and a logical form. The surface chord class generalizes over chord roots X and the syntactic type is given relative to the root of the surface chord symbol, using Roman numeral notation. For example, if the first entry, Ton, were assigned to a chord G, the syntactic type of the category would be G^T . During parsing, a lexical schema may be specialized to a particular root pitch to

³ A similar restriction is typically put on the type raising rule in CCG for natural language.

produce a category. The category may be assigned to a chord with that root provided the type of the chord falls into the surface chord class represented to the left of the := in table 3.1. Each schema is made up of a generalized syntactic type and a logical form in the language of compositional harmonic interpretations described in section 3.2.

Table 3.1: The lexicon for the jazz grammar. For each schema, a typical example is given of a chord in the key of C and the syntactic type of the category that would be assigned to that chord.

Mnemonic label	Category schema	Example	
		chord	syntactic type
Ton.	$X(m) := I^T : [\langle 0, 0 \rangle]$	C^{M7}	C^T
Ton-III.	$Xm := \flat VI^T : [\langle 0, 2 \rangle]$	Em	C^T
Ton- \flat VI.	$X := III^T : [\langle 0, 1 \rangle]$	$A\flat^{M7}$	C^T
Dom.	$X(m)^7 := I^D / IV^{D T} : \lambda x.leftonto(x)$	G^7	$G^D / C^{D T}$
Dom-backdoor.	$X(m)^7 := VI^D / II^{D T} : \lambda x.leftonto(x)$	$B\flat^7$	$G^D / C^{D T}$
Dom-tritone.	$X(m)^7 := \flat V^D / VII^{D T} : \lambda x.leftonto(x)$	$D\flat^7$	$G^D / C^{D T}$
Dom-bartok.	$X(m)^7 := \flat III^D / \flat VI^{D T} : \lambda x.leftonto(x)$	E^7	$G^D / C^{D T}$
Subdom.	$X(m) := I^S / V^{S T} : \lambda x.rightonto(x)$	F	$F^S / C^{S T}$
Subdom- \flat III.	$X := VI^S / III^{S T} : \lambda x.rightonto(x)$	$A\flat$	$F^S / C^{S T}$
Dim- \flat VII.	$X\circ := IV^D / \flat VII^{D T} : \lambda x.leftonto(x)$	$D\circ^7$	$G^D / C^{D T}$
Dim-V.	$X\circ := II^D / V^{D T} : \lambda x.leftonto(x)$	$F\circ^7$	$G^D / C^{D T}$
Dim-III.	$X\circ := VII^D / III^{D T} : \lambda x.leftonto(x)$	$A\flat\circ^7$	$G^D / C^{D T}$
Dim- \flat II.	$X\circ := \flat VI^D / \flat II^{D T} : \lambda x.leftonto(x)$	$B\circ^7$	$G^D / C^{D T}$
Pass-I.	$X\circ := I^T / I^T : \lambda x.x$	$C\circ^7$	C^T / C^T
	$X\circ := I^D / I^D : \lambda x.x$	$G\circ^7$	G^D / G^D
Pass-VI.	$X\circ := VI^T / VI^T : \lambda x.x$	$A\circ^7$	C^T / C^T
	$X\circ := VI^D / VI^D : \lambda x.x$	$E\circ^7$	G^D / G^D
Pass- \flat V.	$X\circ := \flat V^T / \flat V^T : \lambda x.x$	$G\flat\circ^7$	C^T / C^T
	$X\circ := \flat V^D / \flat V^D : \lambda x.x$	$D\flat\circ^7$	G^D / G^D
Pass- \flat III.	$X\circ := \flat III^T / \flat III^T : \lambda x.x$	$E\flat\circ^7$	C^T / C^T
	$X\circ := \flat III^D / \flat III^D : \lambda x.x$	$B\flat\circ^7$	G^D / G^D

Table 3.1: (continued)

Mnemonic label	Category schema	Example	
		chord	syntactic type
Aug-bII.	$X^7 := \flat VII^D / \flat II^{D T} : \lambda x. leftonto(x)$	Baug	$G^D / C^{D T}$
Aug-VI.	$X^7 := III^D / VI^{D T} : \lambda x. leftonto(x)$	Ebaug	$G^D / C^{D T}$
Colour-IVf.	$X(m) := V^T / V^T : \lambda x.x$	F	C^T / C^T
Colour-IVb.	$X(m) := V^T \setminus V^T : \lambda x.x$	F	$C^T \setminus C^T$
Colour-III f.	$X(m) := \flat VII^T / \flat VII^T : \lambda x.x$	Dm	C^T / C^T
Colour-III b.	$X(m) := \flat VII^T \setminus \flat VII^T : \lambda x.x$	Dm	$C^T \setminus C^T$
Dom-IVm.	$Xm := II^D / V^T : \lambda x. leftonto(x)$	Fm(6)	G^D / C^T

Class	Chord types
X	$X, X^{M7}, X^7, X^{aug,M7}, X^{\flat 5,M7}, X^{sus4}, X^{sus4,7}$
Xm	Xm, Xm^7, Xm^{M7}
X^7	$X^7, X^{aug}, X^{aug,7}, X, X^{\flat 5,7}, X^{\flat 5}, X^{sus4}, X^{sus4,7}$
Xm^7	$Xm^7, X\emptyset^7, X\circ^7, Xm, Xm^{\flat 5}, Xm^{M7}$
$X\circ$	$X\circ^7, X\emptyset^7$

Table 3.2: Definitions of the chord types included in each chord class, as used in the lexicon. This component of the grammar is flexible and may be altered to suit notational conventions and genre-specific chord function conventions. The definitions in this table are those that I have used to parse jazz chord sequences.

Figure 3.2 gives an example definition of the chord classes used in the lexical entries. If a chord in the input has a type in the class X^7 , it may be assigned a category corresponding to any of the lexical entries associated with that class. This component of the grammar is somewhat flexible. It may be modified to reflect different transcription conventions: for example, a C major seventh chord is transcribed variously as CM7, C^{M7} , $C\Delta$, C^Δ , Cmaj7, etc. It may also be modified to reflect a genre's conventions on the association of chord types with functions: for example, the chord type



Figure 3.6: The 4×3 space in which the logical form of an isolated tonic chord is specified. Which part of the full tonal space this block is projected onto in relation to the rest of the analysis depends on constraints expressed by the full logical form. Circled are the points corresponding to (a) a C chord, or any substitute for a C chord, and (b) a B chord or substitute. Note that the enharmonic spelling of the pitches in these diagrams is not meaningful, since the projection into the full tonal space is ambiguous.

X^7 is included in the class X, since it is not uncommon in jazz (especially in blues numbers) to use this chord type as a tonic chord⁴.

All surface chords are assumed to be transcribed in equal temperament and the transcriber is not assumed to have distinguished between enharmonic equivalents, like G^\sharp and A^\flat . Indeed, this disambiguation is part of the analysis performed during parsing and may be inferred from the semantics resulting from a full parse. The constraints expressed by the syntactic types operate prior to this analysis, so do not make these distinctions. For consistency, I have arbitrarily used flats throughout the lexicon.

The mnemonic label *Ton* is used to identify a simple tonic chord function. The corresponding syntactic type takes on the same root that the surface chord had. Like the syntactic types, the coordinate in the logical form of a tonic category implicitly generalizes over the possible roots of the surface chord. For example, if the surface chord has root C, the logical form will become $\langle 0, 0 \rangle$, whilst if the root is B the logical form is $\langle 1, 1 \rangle$, both shown in figure 3.6.

The mnemonic *Dom* identifies a rule that says a surface chord G^7 can be interpreted with the syntactic type $G^D/C^D|T$, which expects to find its resolution (rooted a perfect fifth below) to its right. Its logical form denotes a leftward movement in the tonal space to its resolution.

Example 3.18 shows these two schemata in action, using the combinatory rules defined above in section 3.4.1. The logical form here is right branching, due to the em-

⁴ The use of X^7 as a tonic reflects the ambiguity of the equally tempered flattened seventh tone between the minor seventh ($bVII$) and the dominant seventh ($bVII^-$).

bedding of the full remainder of the cadence interpretation in the argument to a *leftonto* predicate, as required to express the notion that the relationship of the extended dominant chord to its key is explained by the recursive relations between the sequence of localized dominant resolutions. This same embedding is produced in the interpretation whether the syntactic derivation that builds it takes the form of a left-branching tree, as here, or a right-branching tree, as in example 3.13⁵.

$$(3.18) \quad \frac{\frac{\frac{\text{Dm}^7}{D^D/G^{D|T} : \lambda x. \text{leftonto}(x)} \quad \frac{\text{G}^7}{G^D/C^{D|T} : \lambda x. \text{leftonto}(x)} \quad \text{C}^T : [\langle 0, 0 \rangle]}{\text{B}}}{D^D/C^{D|T} : \lambda x. \text{leftonto}(\text{leftonto}(x))}}{D^D-C^T : [\text{leftonto}(\text{leftonto}(\langle 0, 0 \rangle))]} \rightarrow$$

The mnemonic *Dom-tritone* in table 3.1 identifies the tritone substitution of a dominant function chord, introduced in section 2.5.1. The syntactic type and logical form are identical to those that would have been assigned to the substituted chord (that rooted on the tritone), interpreted as a dominant. In other words, this entry allows us to interpret a chord Db^7 exactly as if it had been a G^7 chord. Example 3.19 shows this schema in action in the cadence from *Can't Help Lovin' Dat Man*, which we saw first in example 3.16. Other schemata serve to interpret other substitutions or harmonic functions. *Dom-backdoor* and *Dom-bartok*, for example, handle substitutions of dominant chords described by Cork (1996) and Elliott (2009) (and derive their names from the same source).

$$(3.19) \quad \frac{\frac{\frac{\frac{\text{Gm}^7}{G^D/C^{D|T} : \lambda x. \text{leftonto}(x)} \quad \frac{\text{Cm}^7}{C^D/F^{D|T} : \lambda x. \text{leftonto}(x)} \quad \frac{\text{B}^7}{F^D/B^{\flat D|T} : \lambda x. \text{leftonto}(x)} \quad \frac{\text{Bb}^7}{B^{\flat D}/E^{\flat D|T} : \lambda x. \text{leftonto}(x)} \quad \frac{\text{Eb}^6}{E^{\flat T} : [\langle 0, 1 \rangle]}{\text{Bb}^D-E^{\flat T} : [\text{leftonto}(\langle 0, 1 \rangle)]}}{\text{F}^D-E^{\flat T} : [\text{leftonto}(\text{leftonto}(\langle 0, 1 \rangle))]} \rightarrow}{\text{C}^D-E^{\flat T} : [\text{leftonto}(\text{leftonto}(\text{leftonto}(\langle 0, 1 \rangle)))]} \rightarrow}{\text{G}^D-E^{\flat T} : [\text{leftonto}(\text{leftonto}(\text{leftonto}(\text{leftonto}(\langle 0, 1 \rangle)))]} \rightarrow$$

⁵ The logical forms feature both right-branching embedding (due to recursive application of predicates) and left-branching (due to coordination). Dependency graphs, such as that in figure 3.5, fully represent the same structures. A right-branching embedding is implicit in a sequence of chords connected by arcs. That is, $A^7 \xrightarrow{\text{leftonto}} \text{Dm}^7 \xrightarrow{\text{leftonto}} \text{G}^7 \xrightarrow{\text{leftonto}} \text{C}^6$ represents the embedding (explicit in the logical form) $A^7 \xrightarrow{\text{leftonto}} (\text{Dm}^7 \xrightarrow{\text{leftonto}} (\text{G}^7 \xrightarrow{\text{leftonto}} \text{C}^6))$

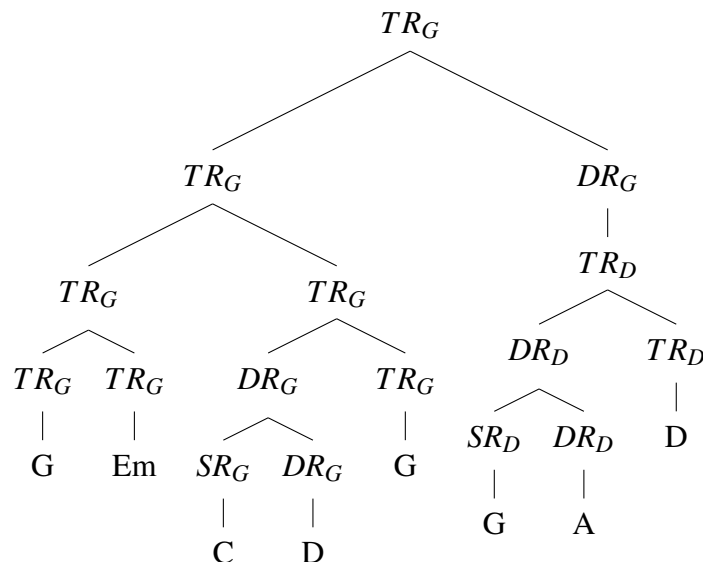


Figure 3.7: Harmonic analysis of the first two bars of Bach's *Ermuntre Dich, mein schwacher Geist*, simplified from that of Rohrmeier (2011, figure 3).

3.5 Key Structure

Neither the formal language of harmonic interpretation nor the syntactic grammar presented above provides a means of interpreting hierarchical relations between resolved cadences or tonic passages. Each cadence is individually interpreted as a structure made up of tension-resolution relationships and these structures are presented in sequence as an interpretation of an entire piece. Modulation and tonicization (a form of short-term modulation) are permitted, since the grammar does not constrain the structures to remain in the same key throughout. However, this analysis overlooks one aspect of the structure of harmony – the hierarchical relationships between these local structures.

Rohrmeier (2011) captures these relationships in his harmonic grammar. He permits a full recursive cadence structure to serve not only as an element in the global sequence of phrases – rather like the top-level list structure of the logical forms presented here – but also as a *functional region* within another cadence structure. This allows an entire local key structure to be interpreted, for example, as functioning as a dominant chord with respect to a tonic at a higher level.

Consider the analysis of the opening of Bach's *Ermuntre Dich, mein schwacher Geist* given by Rohrmeier (2011, figure 3), presented in a simplified form in figure 3.7. The non-terminals TR and DR represent tonic and dominant functional regions and

carry a feature denoting their key, written here as a subscript. The first two chords are interpreted as a tonic passage in G major. The following chords, C D G, are treated as a subdominant-dominant-tonic progression, still in G major. The jazz grammar of this chapter does not include rules to handle this progression, reflecting a difference in the intended domains of the two grammars. Where these five chords are combined, we see the first example of a level of structural interpretation not analysed in the present thesis. The tree⁶ maintains the hierarchical structure of the combination of tonic regions TR_G into higher-level TR_G s: the G and Em first, then this subtree with the tree of the following three chords.

The final three chords, G A D, are again interpreted as a subdominant-dominant-tonic progression, but this time in the key of D major. A unary expansion allows this whole TR_D tonic region to be treated as a dominant region DR_G in a higher-level structure. Rohrmeier's grammar includes a rule $TR \rightarrow TR DR$, allowing a tonic region to be followed by a dominant region. This leads to the full interpretation, in which the initial tonic region is combined with the cadence in D major by the same rule that would allow it to be followed by a single D major chord.

This example includes two types of structure ignored by the present thesis: the hierarchical structure of tonic regions (as in the combination of TR_G s on the left side) and the analysis of whole tonic regions as fulfilling harmonic function in another key at a higher level (as in the $DR_G \rightarrow TR_D$ expansion). The first extension required to permit the present grammar to produce these analyses would be to the formal language of section 3.2. Syntactic rules or lexical entries could then be added to derive the structures. The hierarchical structure of cadences could be interpreted, for example, by modification of the development rule. The interpretation of resolved passages as having a function in the key of an adjacent passage could, at least in some cases, be lexicalized using the music theoretic concept of a *pivot chord* – a chord at the junction of two passages that has one function in the first and another in the second. The concept was used in Rohrmeier's example, where the fifth and sixth chords are in fact a single chord interpreted with respect to both the preceding and following trees.

Example 3.20 sketches a syntactic derivation that would support a hierarchical interpretation of modulation. It demonstrates how a pivot chord can be used to bear the lexical interpretation of the modulation structure. A category for a subdominant chord preparing a dominant is assumed to exist. A full account along these lines would re-

⁶ Note that Rohrmeier's trees, unlike CCG derivation trees, represent the harmonic *semantics*, so are comparable to the logical forms of this thesis.

quire further consideration of the ways in which pivot chords can function and some modifications to the existing grammar, which has not been designed with this level of structure in mind.

$$\begin{array}{ccccccc}
 (3.20) & \text{G} & \text{Em} & \text{C} & \text{D} & \text{G} & \text{A} & \text{D} \\
 & \overline{G^T/G^T} & \overline{G^T} & \overline{C^S/D^D} & \overline{D^D/G^D|T} & \overline{G^T/(A^D-D^T)} & \overline{A^D/D^D|T} & \overline{D^T} \\
 & \xrightarrow{G^T} & & \xrightarrow{C^S/G^D|T} & \xrightarrow{\mathbf{B}} & & \xrightarrow{A^D-D^T} & \\
 & & & & & \xrightarrow{G^T} & & \\
 & & & & & \xrightarrow{C^S-G^T} & & \\
 & & & & \xrightarrow{C^T} & & & \text{dev}
 \end{array}$$

Building an Annotated Corpus

4.1 Introduction

This chapter describes the construction of a corpus of jazz chord sequences annotated with grammatical analyses using the lexicon and combinatorial rules presented in chapter 3. It is common in NLP to use human-annotated datasets to train statistical models of the parsing process and to use the statistics to guide and speed up the parsing process. We shall see in the following chapters how some such techniques from NLP can be adapted to the music parsing task. Annotated resources serve two purposes: training the statistical models and testing them to find out how well they can automatically produce the human annotations. It is common to divide datasets into two parts for these two purposes, often with a third *development* (or *validation*) division used as test data to compare models during system development.

Whilst some annotated musical datasets exist, none was suitable for training the current parsing models. Among the most commonly used is the Essen Folksong Collection (Schaffrath & Huron, 1995), a corpus of melodies of European folksongs, with phrase boundaries annotated, but without harmonic analyses. Temperley (2007) uses the Kostka-Payne corpus containing metrical and chordal harmonic analyses for 46 short excerpts from tonal music from the common practice era, excerpts and analyses due to Kostka & Payne (2004). The pieces included do not typically exhibit the sort of

hierarchical structures that provide the motivation for the grammatical formalism we propose. Moreover, the harmonic annotations consist of chord roots only, so, where such structure does exist, it is not made explicit in the annotations. Other authors, including Kröger et al. (2008) and Sapp (2007), use corpora of music by J. S. Bach. As with the Kostka-Payne corpus, annotations are only in the form of chord roots and lack further explicit information about hierarchical harmonic structure.

In the absence of any suitable existing corpus, the models described in the following chapters are trained on a new corpus of chord sequences annotated with harmonic analyses. This chapter describes the new corpus of jazz chord sequences and the process of annotating them with gold-standard harmonic analyses in a form suitable for training statistical models in chapter 5. The corpus consists of 76 annotated sequences, totalling roughly 3,000 chords.

It is worth noting that it is becoming increasingly common in NLP to make use of *unsupervised* statistical methods, in which models are trained using unlabelled data, without annotations of the output that the model should ideally produce and *semi-supervised* methods, which use a mix of labelled and unlabelled data or data annotated with only partial information about the intended output. It would have seemed premature to explore the application of such learning strategies to harmonic analysis in the present work, but the models used do have some extensions to unsupervised or semi-supervised scenarios and in the case of the parsing models this is an active field of current research.

The dataset is available to download from:

<http://jazzparser.granroth-wilding.co.uk/JazzCorpus>.

4.2 Chord Sequence Data

4.2.1 Data Format

To train the statistical parsing models, I collected and annotated a small corpus of jazz chord sequences. The sequences are taken from lead sheets transcribed for jazz performers to play from.

Table 4.1 shows the data structure used to store each chord. Each chord sequence is stored as a list of chords, along with the name of the song, the time signature and the main key¹. The roots of the chords are stored as equally tempered pitch classes: that is,

¹ Time signature and key do not play a role in any of the models described in this thesis, but were

Field	Description
Root	Integer pitch class of transcribed chord root ($0, \dots, 11$), relative to the main key
Type	Main chord type (tetrad) symbol, chosen from a small vocabulary (e.g. ‘’, ‘m’, ‘M7’)
Additions (optional)	Any further transcribed tones added to the chord, but not included in the type symbol (e.g. ‘b13’)
Bass (optional)	Pitch class of a bass note, if one is given in the chord symbol (e.g. the B in ‘C ^{M7} /B’)
Duration	Duration of the chord in beats

Table 4.1: Fields of the data structure used to store each chord in the jazz corpus.

chords rooted on A^b and G^\sharp are represented identically in the corpus. Correct enharmonic spelling is informative to harmonic analysis (Rohrmeier & Graepel, 2012), but is excluded from this dataset for two reasons. Firstly, the enharmonic spelling of chord roots (and melodies) in jazz lead sheets is unreliable and is likely to be misleading if used as a guide for harmonic analysis. Unlike on classical scores, spelling choices are often made on the basis of ease of reading for performers, an issue almost entirely orthogonal to decisions about tonality. Secondly, instead of being considered as a constraint on harmonic analysis, enharmonic spelling is treated here as a problem that can be solved using a harmonic analysis of pitch class-based input. The same approach is taken by Rohrmeier (2011). This paves the way for extension of the automatic analysis techniques to take input in the form of symbolic performance data (as demonstrated in chapter 6) or audio recordings of performances, in which such enharmonic spelling information is not available. All pitch classes in the chord data structure are given relative to the key. This is purely for ease of annotation; none of the models in chapter 5 relies on knowing the key of its input and all are invariant under transposition. Some example chords, decomposed into their representation in the corpus, are given in table 4.2.

included in case they turn out to be of use in future.

Chord symbol	Root	Type	Additions	Bass	Duration
E \flat ^{M7}	0	M7			4
D ϕ ⁷	11	%7			2
G ^{aug7}	4	aug7			2
Cm ⁷	9	m7			4
F ⁷	2	7			4
B \flat ⁷	7	7			2
Fm ⁷ /C	2	m7		9	2
D \flat m ⁶	10	m	6		2
B \flat ⁷ /D	7	7		11	2
E \flat ⁶	0		6		4

Table 4.2: Example representation of a chord sequence in the jazz corpus, taken from the beginning of *All the Way*.

4.2.2 Cross-Validation

Corpora for supervised training of statistical models are typically divided into two parts: a *training set*, used to train the models, and a smaller *test set*, only ever used at the end of training to report the models' performance on unseen data. Often a third division is made: a *development set*, used during the development of the models to test them on data that was not in the training set without compromising the test set, which is maintained strictly as unseen data until the final experiments. Due to its small size, the jazz corpus contains no heldout test set or development set. Instead, models are tested using *cross-validation*. Each experiment is run 10 times², using $\frac{9}{10}$ of the data to train the model and the remaining $\frac{1}{10}$ to evaluate the trained model. This means that the full corpus is used for evaluation, but no model is tested on the same data that was used to train it.

It is important to stress that, whilst this reduces the problem of over-fitting models to their training data, it is not a satisfactory alternative to using completely unseen test data. Over-fitting still occurs, as models are generally tested repeatedly during development and selected or parameterized in response to the results. For example, in the

² The number of divisions of the dataset may vary, but *10-fold* cross-validation, used here, is a common choice. Another commonly used strategy is *leave-one-out* cross-validation, in which the model is tested on every entry in the dataset, each time training on the full dataset minus that entry.

Algorithm 2: *goldparse(seq)* – gold-standard analysis by parsing annotations

```

1 stack ← ∅
2 while length(seq) > 0 or length(stack) > 1 do
3   switch stack do
4     case [A/B, C/D, ...] reduce(stack, >B)
5     case [A\B, C\D, ...] reduce(stack, <B)
6     case [A, B/C, ...] reduce(stack, >)
7     case [A\B, C, ...] reduce(stack, <)
8     case [A, B, ...] reduce(stack, dev)
9     case [⊗, A/B, ‹, C/D, ...] reduce(stack, &)
10    otherwise shift(stack, seq)

```

experiments reported in chapter 5, parameters are chosen for the supertagging model on the basis of the model’s supertagging accuracy, using cross-validation over the corpus. The choice of parameters is optimized to this particular dataset, the same dataset that must be used to evaluate the parser that uses the supertagger. The results from cross-validation should be thought of as a preliminary evaluation on a development set.

4.3 Annotating a Unique Gold-Standard Interpretation

Every chord is annotated with a choice of category from the lexicon of the jazz grammar, identified by its mnemonic label (see table 3.1). Since CCG is a strongly lexicalized grammar formalism and we only use a small set of combinatory rules, the category annotations provide almost enough information to construct a unique logical form for each sequence, a fact that is exploited by supertagging in chapter 5. The additional annotation of the points where coordination occurs is sufficient to determine a unique tonal space analysis of every sequence.

Algorithm 2 specifies a procedure by which a logical form in the form given in the previous chapter can be produced for a valid set of annotations. This procedure is crucial to the annotation strategy adopted here. It is the existence of the algorithm that means it is sufficient to annotate a choice of lexical category for each chord and the locations of coordination in order to achieve a full annotation of a gold-standard tonal space path for each sequence. The algorithm can be used in practice to produce the logical form, and, by extension, the tonal space, path encoded in the annotations.

During the process of manual annotation, the algorithm can be used as a sanity-checker for the annotations: a failure of the algorithm to find a full parse or a failure of any of the rule applications carried out in each of the reductions indicates that there is an error in annotation³.

The algorithm produces a single gold-standard analysis of any chord sequence fully annotated with a choice of lexical schema for each chord and chords which occur at the end of the first constituent of a coordination and those at the end of the second. It defines deterministic rules for a shift-reduce parser (Kozen, 1997, pp. 181–190) based on the form of each category (atomic, backward slash or forward slash) and whether the next input chord is marked as the end of a coordination constituent. The parser works left to right and greedily performs forward function composition wherever possible, applying the result to an atomic category when it is reached. This does not rule out any possible correct results, since any result that can be produced by function application alone can also be produced using function composition first, then function application. Furthermore, the result of coordinating two constituents and then composing with a *preceding* category (an order which would be excluded by the current strategy) produces a result identical to that produced by first composing the category with the first constituent and then performing coordination. This can be seen in example 4.1. The logical forms are omitted, but are also identical, due to the reduction defined in section 3.2.4.

$$(4.1) \quad \begin{array}{c} \frac{A^7 \quad Dm^7 \quad Ab^7}{\frac{A^D/D^D|T \quad D^D/G^D|T \quad D^D/G^D|T}{A^D/G^D|T} \rightarrow B} \quad \& \quad \frac{A^7 \quad Dm^7 \quad Ab^7}{\frac{A^D/D^D|T \quad D^D/G^D|T \quad D^D/G^D|T}{D^D/G^D|T} \&} \\ \frac{\quad \&}{A^D/G^D|T} \quad \& \quad \frac{\quad \&}{A^D/G^D|T} \rightarrow B \end{array}$$

The algorithm maintains a stack of categories and iterates, at each step either reducing the categories on the top of the stack (the left end) or adding the next category from the annotations onto the stack. The reduction applies one of the rules from section 3.4.1 (identified by its symbol) and replaces the categories on the stack with the single resulting category. It does not need to check the syntactic types of the categories other than to determine whether each is a backward slash category, forward slash category or atomic category. The function *reduce*() combines the top two categories using a grammatical rule. The algorithm assumes that this application will succeed without performing

³ Success of the algorithm does not, of course, guarantee that the analysis found is that that was intended by the annotator, but at least ensures that the corpus contains no nonsensical annotations.

$$\begin{array}{c}
 \frac{G^7}{G^D/C^D|T} \quad \bowtie \quad \frac{C^7}{C^D/F^D|T} \quad \frac{F^7}{F^D/B^D|T} \quad \dots \quad \frac{G^7}{G^D/C^D|T} \quad \triangleleft \quad \frac{C}{C^T} \\
 \hline
 \frac{C^D/C^D|T}{G^D/C^D|T} \xrightarrow{>B} \\
 \hline
 \frac{G^D/C^D|T}{G^D-C^T} \xrightarrow{\&} \\
 \hline
 \frac{G^D-C^T}{G^D-C^T} \xrightarrow{>} \\
 \text{(a)}
 \end{array}$$

$$\begin{array}{c}
 \frac{G^7}{G^D/C^D|T} \quad \bowtie \quad \frac{C^7}{C^D/F^D|T} \quad \frac{F^7}{F^D/B^D|T} \quad \dots \quad \frac{G^7}{G^D/C^D|T} \quad \triangleleft \quad \frac{C}{C^T} \\
 \hline
 \frac{G^D/F^D|T}{G^D/C^D|T} \xrightarrow{>B} \\
 \hline
 \frac{G^D/C^D|T}{G^D-C^T} \xrightarrow{>B} \\
 \hline
 \frac{G^D-C^T}{G^D-C^T} \xrightarrow{>} \\
 \text{(b)}
 \end{array}$$

Figure 4.1: An example that demonstrates the necessity of annotations to mark the midpoint between two constituents that should be coordinated. The checks on the form of the syntactic types in algorithm 2 in the absence of the \bowtie and \triangleleft annotations would lead to the composition of the first two cadential chords, as in (b), instead of the intended interpretation, given by (a). (The two result in the same syntactic type, but a different semantics.) In this (rather extreme) case, even checking the syntactic types themselves would not prevent composition. The \bowtie ensures that the composition made in (b) is forbidden.

the necessary checks on the syntactic types: failure implies an error in the annotations which would prevent a full derivation. In addition to the categories themselves, the annotations include the special symbols \bowtie , after each category marked by the annotator as the end of the first constituent of a coordination, and \triangleleft , after each marked as the end of the second constituent. The markings are included in figure 4.1, showing how they ensure that the algorithm performs derivation (a). A category marked as being both (as happens where more than two constituents are coordinated) is followed by first \triangleleft and then \bowtie .

Lines 4–9 define the conditions under which the categories on the top of the stack are reduced. Although line 4 performs the composition of C/D with A/B ⁴ it does not

⁴ This might seem back to front, but A/B is the category most recently added to the stack.

check that $A=D$. Any time categories *of this form* are seen adjacent to one another, the only combinatory rule that can combine them is forward composition. The ordering of the argument conditions ensures that all possible reductions are performed on the categories on the stack before a new category is shifted. Finally, if no further reductions can be applied and the input is not exhausted, line 10 shifts the next input category onto the stack.

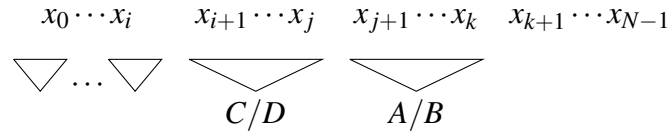
The algorithm terminates once all of the categories in the annotations have been shifted onto the stack and the stack has been reduced to a single category. If there are no more categories to be shifted, but all reductions are applied and more than one category remains on the stack, the *shift()* in line 10 will fail, indicating that there is an error in the annotations. The algorithm is deterministic and produces exactly one analysis (by one derivation). This means that, given soundness and completeness of the algorithm, any valid set of annotations corresponds to a unique harmonic analysis.

A formal proof of soundness and completeness of the algorithm will not be presented in full here, but could be constructed according to the following form. Proving soundness involves showing that, if the algorithm produces an analysis from a pairing of a chord sequence and its annotations, that analysis must be a valid interpretation permitted by the annotations, and that it is unique. This part of the proof is trivial. Each of the reductions corresponds to the combination of two adjacent categories by a grammatical rule and succeeds only if that rule application is permissible under the grammar. Line 9 is the only reduction that processes the coordination annotations and it ensures that the coordination rule is used on the constituents they delimit. Since the algorithm is deterministic, allowing only one derivation, any successful termination must yield a single legal grammatical interpretation.

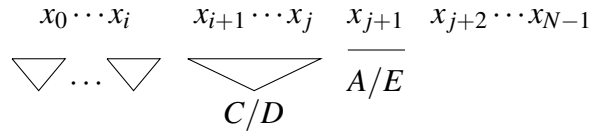
Proving completeness involves showing that, if a set of annotations is valid – that is, if there exists some valid derivation from its lexical categories obeying the constraints on coordination – the algorithm will find a derivation of the full sequence. A proof can be constructed by considering in turn each case in which the algorithm could fail, either by attempting to use an inapplicable rule or by leaving more than one item on the stack once the entire input is consumed, and showing that there must have been an error in the annotations – that is, that there is no possible derivation that observes the constraints of the annotations. For example, consider the first reduction, on line 4:

case $[A/B, C/D, \dots]$ *reduce*(*stack*, $>_{\mathbf{B}}$)

This stack state represents the following state of the derivation tree:



The algorithm will fail if C/D and A/B cannot be combined by the forward composition rule. In proving completeness, we must show that, in any case where this happens, there exists no possible derivation permitted by the annotations. In the grammar of the previous chapter, a category A/B can only either be a lexical category or have been derived by a combination of compositions and coordinations. If it is not a lexical category, the leftmost lexical category from which it was derived must have been a category A/E . Since there is no \triangleleft or \bowtie between x_j and x_{j+1} , when A/E was first shifted onto the stack the derivation tree would have looked as follows and the stack would have been subjected to the same reduction of line 4:



The algorithm would have either composed C/D with A/E or failed and in neither case could it have reached the current state. A/B must, therefore, be a lexical category – that is, $j+1 = k$. Any derivation that could be produced from these annotations must at some stage combine A/B with an adjacent category, either to its left or its right. If this can be shown not to be possible, there can be no full derivation.

Since C/D has failed to compose with A/B , we know that D cannot unify with A . Furthermore, x_j must have had a lexical category F/D . It is a property of the grammar that any combination of F/D with categories to its left will produce a category that ends at x_j and has a forward slash with argument type D . But D and A do not unify, so A/B can never combine with a category to its left.

Any combination of A/B with categories to its right will produce either a category A/G (if it is combined by composition and/or coordination) or a category $A-H$ (by any combination of forward application and other rules). In any case, the resulting category can never combine with F/D , since the combination would depend on the unification of D and A . We must conclude, then, that in any case where line 4 fails, no derivation is possible. Similar arguments on each of the other reductions lead to the conclusion that any failure of the algorithm to produce a derivation implies that no derivation exists, thus proving completeness.

Example 4.2 is a cadence from *Alfie*, using the annotations from the corpus. The annotations include the markers of points of coordination \bowtie and \triangleleft . The series of shift and reduce operations carried out by the algorithm on this input is shown in table 4.3.

$$(4.2) \quad \begin{array}{ccccccc} C^{M7} & Dm^7 & Em^7 & A^7 & Dm^7 & G^7 & Em^7 \\ C^T & C^T \setminus C^T & E^D/A^{D|T} & A^D/D^{D|T} & D^D/G^{D|T} & G^D/C^{D|T} & \bowtie E^D/A^{D|T} \\ \\ A^7 & Dm^7 & Eb^o7 & Dm^7 & G^{aug7} & C^{M7} \\ A^D/D^{D|T} & D^D/G^{D|T} & \bowtie A^D/D^{D|T} & D^D/G^{D|T} & \triangleleft G^D/C^{D|T} & \triangleleft C^T \end{array}$$

4.4 Annotation Procedure

I annotated each chord sequence in the corpus with a single analysis. Each chord received a single lexical schema, chosen from the lexicon of table 3.1, and any chord might be marked as the end of a non-final coordination constituent, the end of a final coordination constituent, or both. Once a sequence was fully annotated, it was parsed using the annotations according to algorithm 2 by way of a sanity check to detect errors preventing a normal-form derivation. Furthermore, the result of a successful parse was examined to ensure that the interpretation was that that was intended.

Ultimately, a decision about a chord's function or a tension-resolution dependency must be made on the basis of intuition. Conceivably, some of these decisions could be made (or at least constrained) on the basis of enharmonic pitch spelling of score notation or chord roots, reflecting the reading of the composer or transcriber. Two problems stand in the way of this. Firstly, most chord root motion is by cadences, along the horizontal dimension of the tonal space. As a result, the most common tonal ambiguity is between notes separated by the syntonic comma – $(4, -1)$ in the tonal space – which is not distinguished by pitch spelling. For example, if we were able to distinguish a dominant seventh tone from a minor seventh tone of a chord we would know whether the chord has a dominant function. However, pitch spelling leaves us in the dark as far as this distinction is concerned. Secondly, jazz lead sheets prioritize ease of reading for performers over music theory. Consequently, even where pitch spelling in chord roots or melodies appears to give clues as to functional analysis, they cannot be relied on. The annotation procedure, then, must rely on a lengthy process of repeatedly listening to recordings, playing from the lead sheets and experimenting with substitutions and other harmonic modifications that are dependent on particular interpretations.

	Operation	Stack
1.	Shift	C^T
2.	Shift	$C^T, C^T \setminus C^T$
3.	Reduce <	C^T
4.	Shift	$C^T, E^D/A^{D T}$
5.	Shift	$C^T, E^D/A^{D T}, A^D/D^{D T}$
6.	Reduce > B	$C^T, E^D/D^{D T}$
7.	Shift	$C^T, E^D/D^{D T}, D^D/G^{D T}$
8.	Reduce > B	$C^T, E^D/G^{D T}$
9.	Shift	$C^T, E^D/G^{D T}, G^D/C^{D T}$
10.	Reduce > B	$C^T, E^D/C^{D T}$
11.	Shift	$C^T, E^D/C^{D T}, \bowtie$
12.	Shift	$C^T, E^D/C^{D T}, \bowtie, E^D/A^{D T}$
13.	Shift	$C^T, E^D/C^{D T}, \bowtie, E^D/A^{D T}, A^D/D^{D T}$
14.	Reduce > B	$C^T, E^D/C^{D T}, \bowtie, E^D/D^{D T}$
15.	Shift	$C^T, E^D/C^{D T}, \bowtie, E^D/D^{D T}, D^D/G^{D T}$
16.	Reduce > B	$C^T, E^D/C^{D T}, \bowtie, E^D/G^{D T}$
17.	Shift	$C^T, E^D/C^{D T}, \bowtie, E^D/G^{D T}, \bowtie$
18.	Shift	$C^T, E^D/C^{D T}, \bowtie, E^D/G^{D T}, \bowtie, A^D/D^{D T}$
19.	Shift	$C^T, E^D/C^{D T}, \bowtie, E^D/G^{D T}, \bowtie, A^D/D^{D T}, D^D/G^{D T}$
20.	Reduce > B	$C^T, E^D/C^{D T}, \bowtie, E^D/G^{D T}, \bowtie, A^D/G^{D T}$
21.	Shift	$C^T, E^D/C^{D T}, \bowtie, E^D/G^{D T}, \bowtie, A^D/G^{D T}, \triangleleft$
22.	Reduce &	$C^T, E^D/C^{D T}, \bowtie, E^D/G^{D T}$
23.	Shift	$C^T, E^D/C^{D T}, \bowtie, E^D/G^{D T}, G^D/C^{D T}$
24.	Reduce > B	$C^T, E^D/C^{D T}, \bowtie, E^D/C^{D T}$
25.	Shift	$C^T, E^D/C^{D T}, \bowtie, E^D/C^{D T}, \triangleleft$
26.	Reduce &	$C^T, E^D/C^{D T}$
27.	Shift	$C^T, E^D/C^{D T}, C^T$
28.	Reduce >	$C^T, E^D - C^T$
29.	Reduce <i>dev</i>	C^T

Table 4.3: The series of shift and reduce operations carried out by the algorithm on a cadence from *Alfie*.

Harmonic analysis is both somewhat subjective and somewhat ambiguous: of the many conceivable analyses of a particular piece, some people will hear one whilst others another; and there are circumstances where multiple possible analyses may be considered simultaneously plausible. (Indeed, this is frequently exploited by composers to disorient listeners.) These are two distinct difficulties for annotation and must be considered separately.

The problem of subjectivity gives rise to two specific annotation problems: agreement between multiple listeners (annotators) and consistency between analyses produced by the same listener on different hearings. The first, *annotator agreement*, can be measured by involving multiple annotators, each being given a set of inputs to annotate such that each input is annotated by several annotators. The second, *annotator consistency*, can be measured by asking the same annotator to annotate the same input again a suitable length of time after the first occasion and measuring the agreement between the two analyses. Both procedures require a large amount of additional time and expense, measurement of annotator agreement in particular, since it involves training multiple annotators. For this reason, I have not attempted to measure annotator agreement in this work. We must bear in mind, therefore, that the models presented in chapter 5 are being trained to reproduce the analyses of one individual listener and that others' hearings might differ. Measuring annotator consistency, on the other hand, is a simpler matter. An experiment to judge the annotation consistency is described in section 4.5.1.

The ambiguity of harmonic analysis is elegantly modelled by the present grammatical approach. Ambiguities of interpretation can be reflected in the choice of lexical categories and some of the choices of rule application during the derivation process. For example, different lexical categories interpret a chord as having a dominant or subdominant function, or as a dominant function chord subjected to a tritone substitution. Decisions about where cadences are left unresolved and which chord eventually supplies their resolution are made by the choice of in what order to apply the combinatory rules, in particular when the coordination rule is used. The parser described in chapter 5 uses an algorithm that maintains multiple possible interpretations of the chord sequence at any particular point in the parsing process. A probabilistic model associates weights with the alternative interpretations. In this way, a notion of ambiguity is built into the interpretative mechanism which, given a suitable probabilistic model, emulates the ambiguity of human interpretation. A similar approach to modelling musical ambiguity is suggested by Jackendoff (1991). When annotating gold-standard deriva-

tions, however, for practical reasons, only one analysis of any particular sequence is included in the corpus⁵. Many ambiguities that exist when only a part of a chord sequence has been heard are later resolved and it is the resulting final resolution that the annotations represent. In order to produce the same interpretation, a parser will often have to allow for *local* ambiguities – multiple interpretations of a part of the sequence – of which many will later turn out to be incompatible with other parts of the sequence. Much of the time, of the remaining ambiguities in a final interpretation, one may be selected as preferred, as in the *Autumn Leaves* example of section 2.6.5.

4.4.1 Analysis Decisions

In the process of annotating a chord sequence the annotator must choose a particular analysis of the harmonic structure by deciding the function of each chord, the substitution if one is used and the role that the chord plays in the harmonic structure. Certain principles can be established to help resolve difficult cases of ambiguity, introduced below by means of an example. It is important to be aware that the annotation decisions discussed below are the conclusion of a process of playing and listening to the music in question. Some decisions require extensive consideration and experimentation, whilst others barely warrant discussion. That is not to say that the interpretation falls unambiguously out of a simple algorithmic analysis, but merely that the intuitions of a listener familiar with the style of music lead to a strong preference for a particular interpretation.

Let us consider again example 4.2, repeated here in example 4.3 with the names of lexical entries used for each chord, chosen from the lexicon of table 3.1.

(4.3)	C^{M7}	Dm^7	Em^7	A^7	Dm^7	G^7	Em^7
	Ton	Colour-IIb	Dom	Dom	Dom	Dom	Dom
	C^T	$C^T \setminus C^T$	$E^D/A^D T$	$A^D/D^D T$	$D^D/G^D T$	$G^D/C^D T$	$\bowtie E^D/A^D T$
	A^7	Dm^7	Ebo^7	Dm^7	G^{aug7}	C^{M7}	
	Dom	Dom	Dom-tritone	Dom	Dom	T	
	$A^D/D^D T$	$D^D/G^D T$	$\bowtie A^D/D^D T$	$D^D/G^D T$	$\triangleleft G^D/C^D T$	$\triangleleft C^T$	

⁵ Marcus et al. (1993) describe the inclusion of a small amount of ambiguity in the annotation of a linguistic treebank corpus, motivated by a wish to avoid forcing annotators to make arbitrary decisions in cases of genuine linguistic ambiguity. The ambiguity is limited to permitting multiple part-of-speech tags for individual words and specific attachment ambiguities in syntactic trees, in which one attachment is chosen as preferred.

Much of the annotation here is uncontroversial, given the treatment of extended cadence structures introduced in chapter 2 and the corresponding grammar of chapter 3. The first and last chords are tonics of the main key of the piece, so are interpreted using the Ton schema. Most of the remaining chords are dominant function chords without substitution, interpreted using the Dom schema, which covers not only a primitive dominant function but also the extended, recursive function. Their function is strongly signalled by the addition of the dominant seventh note in each case and the sequence of downward fifths between roots leads to a clear extended dominant function in each of the cadential constituents – $[Em^7 A^7 Dm^7 G^7]$, $[Em^7 A^7 Dm^7]$ and $[Dm^7 G^{aug7}]$. The $Eb\circ^7$ prepares the Dm^7 and serves the same harmonic function as an A^7 would. The use of the Dom-tritone schema may seem odd, since this is a much weaker form of substitution than a tritone substitution: it is in fact merely an inversion an $A\circ^7$ chord and is only written with an Eb root for the performer's convenience. The grammar's lexicon, however, does not include a separate schema for each of the three inversions of a diminished seventh chord with this interpretation. If schemata were added for these, they would have both identical syntactic types and identical logical forms to the schemata for dominant substitutions (Dom-backdoor, Dom-tritone and Dom-bartok). The inverted $A\circ^7$ chord, then, may be interpreted using the Dom-tritone schema.

The addition of annotations to mark points of coordination force the derived structure to treat the G^7 chord's resolution as delayed until the final tonic (thanks to the \triangleleft preceding the tonic) and the penultimate Dm^7 's resolution as momentarily delayed until the G^{aug7} .

There remains now one major ambiguity. The Dm^7 after the first chord could be interpreted in two quite different ways. It could be treated as an extended dominant, using the Dom category, followed by a \bowtie to delay its resolution until after $[Em^7 A^7 Dm^7]$. Alternatively, it can be treated (as in these annotations) as a substitute for an F chord, a small excursion to the subdominant prior to the cadence, comparable to the IV chord in the common I IV I elaboration of a tonic. In this case, it is no easy matter to decide between the two quite plausible analyses and the decision to annotate the latter should not be taken to claim that the other is wrong. In fact, the decision was made after a lengthy process of playing the chords on a piano with the tune, trying a variety of alternative substitutions that would be permitted by each interpretation. The eventual result was a weak preference for the reading given. However, cases with this degree of difficulty in annotator interpretation are relatively rare, the majority of the material being closer to the remainder of this example.

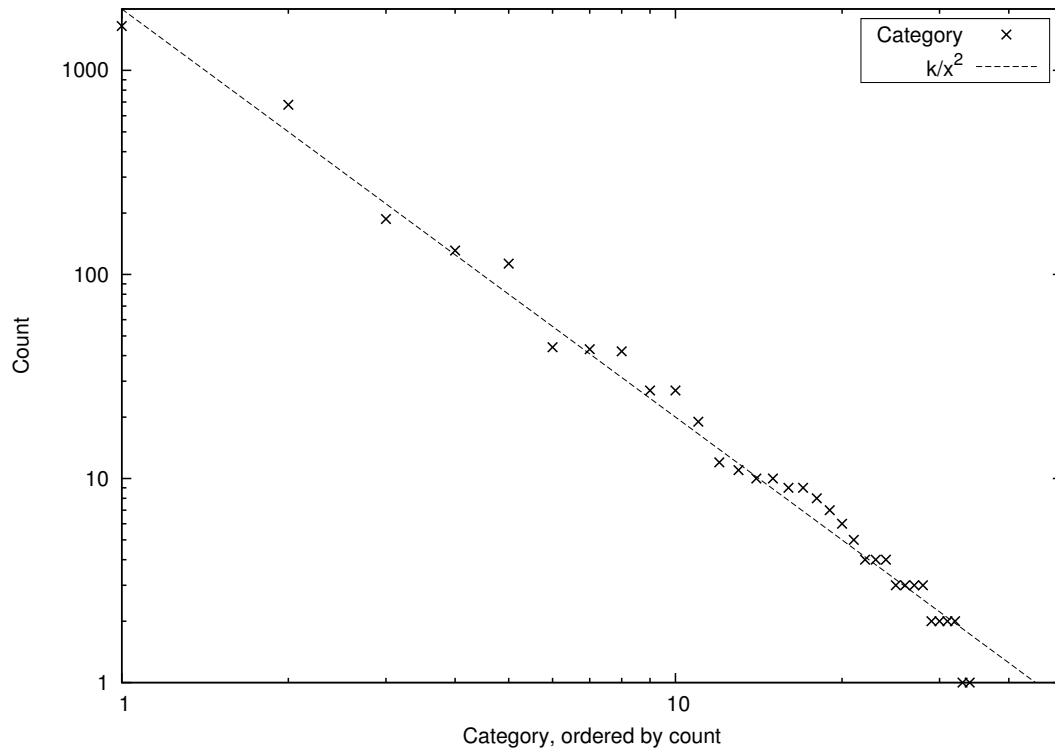


Figure 4.2: The frequency of categories over the annotated corpus follows a roughly Zipfian distribution, with several categories used commonly and many rarely seen.

4.5 Omissions

Certain sequences could not be analysed using the lexicon described in section 3.4.2, so were excluded from the dataset. This can be seen in some cases to be due to limitations of the lexicon (for example rare substitutions not covered by table 3.1). Like the syntax of natural language, the usage of categories in the corpus displays a roughly Zipfian distribution, in which several categories are used very frequently, after which the frequency of each category is an order of magnitude less frequent than the next most frequent. Figure 4.2 plots the frequency of the categories in the corpus, ordered by descending frequency from left to right on a log scale, showing that the data roughly follows a quadratic Zipfian distribution. We can, therefore, expect that as more data is examined the list of rarely used categories will continue to grow. It would, therefore, be futile to attempt to achieve a high coverage of jazz standards by adding new categories to the lexicon for each rare substitution encountered.

In most cases where a sequence cannot be fully analysed using the lexicon of table 3.1, only a small number of chords are uninterpretable. Other pieces contain many

Total chords	3,084
Mean length	40.6
Shortest length	6
Longest length	93

Table 4.4: Some statistics over the jazz chord sequence corpus.

chords that could not be interpreted, with only small passages recognizable as cadences using convention substitutions. In both cases the sequence was fully excluded from the dataset used for training and testing the models in chapter 5. In the latter case, pieces are considered to fall outside the intended domain of the grammar, since they contain no clearly recognisable tension-resolution patterns created by the dominant-tonic and subdominant-tonic relations and often no clear tonal centre. An example is Thelonious Monk’s *Epistrophy*. This is not to say that such pieces cannot be analysed using the tonal space, but simply that their tonal space interpretation cannot be inferred by identifying the functional structure of the harmony.

The set of fully annotated sequences used in the following chapter consists of 76 chord sequences, including roughly 3,000 chords. Some more detailed statistics are shown in table 4.4.

4.5.1 Consistency

The annotations in the corpus were supplied by a single annotator, the author. In order to measure the consistency of the annotation decisions made, a subset of the sequences in the corpus was selected at random and each was reannotated without reference to the original annotations. It is possible that some of the original annotations could be reproduced, even without the annotator’s awareness, from memory of the original annotation process. Whilst this cannot be entirely ruled out, the risk is minimized by the length of time between the first annotation process and the reannotation – about two years – in which period, I rarely looked at the annotated data.

A random number generator was used to choose 10 sequences, totalling 386 chords, which were displayed without their original annotations, as if being annotated for the first time. Table 4.5 reports the similarity of the reannotated harmonic structure to the original annotations using several metrics. Tonal space edit distance (TSED) and dependency recovery (DR) are metrics used in chapter 5 to compare the output of a

Metric	Precision	Recall	F-score
TSED	99.07	98.76	98.91
DR	99.38	99.69	99.53
AA	98.16	98.16	98.16

Table 4.5: Similarity between reannotated chord sequences and the original annotations measured by the TSED and DR of the harmonic analyses and the AA.

parser that uses the grammar of chapter 3 to the annotated gold-standard harmonic structure. They measure the similarity of the harmonic structure implied by the annotations, TSED by the closeness of the interpretation as a path through the tonal space, DR by the accuracy of the tonal relations. For a full description of the metrics, see section 5.3.7.

A third metric, annotation accuracy (AA), measures directly the accuracy of the annotated lexical categories and points of coordination. The accuracy of the choice of lexical categories can be simply measured as the proportion of chords for which the same lexical category was chosen in the two annotations. A point of coordination (middle or end) can be annotated on any chord, but in practice only occurs on a small number chords in each sequence. An f-score measure can be computed to cover both types of annotation. The precision P is defined as the number of matching category choices Cat_m plus the number of matching points of coordination $Coord_m$, divided by the total number of chords N and annotated points of coordination in the reannotation $Coord_r$.

$$P = \frac{Cat_m + Coord_m}{N + Coord_r}$$

The recall is defined as the same count of matching annotations, divided by the total number of chords N and annotated points of coordination in the original annotation $Coord_o$.

$$R = \frac{Cat_m + Coord_m}{N + Coord_o}$$

The f-score is calculated as the harmonic mean of the P and R . In table 4.5, the recall, precision and f-score are equal, because the number of annotated points of coordination happened to be the same in the two annotation sets, even though they did not always coincide.

The results of the comparison in table 4.5 show that, although several different annotation decisions were made on a second round of annotations, they were for the

Chord class	Categories
X	26
Xm	44
X ⁷	26
Xm ⁷	28
X _o ⁷	28

Table 4.6: The number of lexical schemata that may be used for each chord class. Note that this includes the repetition schemata derived by the tonic repetition and cadence repetition unary rules.

most part identical. This suggests that a consistent approach was taken to the annotation procedure. This experiment tells us nothing about how easy it would be to train more annotators to follow the same procedure and what level of agreement could be expected between them.

4.6 Lexical Ambiguity

Measuring the lexical ambiguity of chords (or words) under the grammar – how many categories are available as possible lexical interpretations of each chord – helps to give some idea of the difficulty of the task faced by the parsing models. Hockenmaier (2003) reports such figures for a CCG grammar whose lexicon was extracted from syntactic trees of the Penn Treebank converted into CCG derivations. She found that each word type has on average 1.7 lexical entries, but in practice the ambiguity is much higher than this. Measured over the training subset of the corpus, each word has on average 19.2 entries, because many high-frequency words are highly ambiguous.

The grammar of chapter 3 has a very much smaller lexicon, since the syntactic constructions handled are more constrained. The total set of lexical categories available to interpret a particular chord are those derived by instantiating each of the lexical schemata in table 3.1, plus those generated by expanding the lexicon with the repetition unary rules, using the root of the chord. A particular chord may not legally be interpreted by any of this set of categories, but only those for which the chord class (on the left side of the ‘:=’ in the lexicon) contains the chord’s type.

The number of categories available for each chord class (see table 3.2) is shown in table 4.6. The average number of categories per chord class is 30.4. Like Hockenmaier, we can take into account how frequently different chord types occur. The average number of categories available for each chord in the corpus of chord sequences of chapter 4 is 26.8 (with a standard deviation of 4.3). It is unsurprising that the distribution of chord types has little effect on the average ambiguity, since the chord types are all projected onto the small set of chord classes, unlike in the grammar for English of Hockenmaier (2003), in which the level of ambiguity varies greatly between different words.

Although the number of categories in the lexicon of the present grammar is very much smaller than those in the lexicon for English (Hockenmaier reports 1,224 distinct lexical categories), the degree of lexical ambiguity encountered in practice when parsing chord sequences is comparable.

4.7 Conclusion

The corpus described in this chapter contains chord sequences, of the sort used by jazz performers as the basis for improvisation, each manually annotated with a harmonic analysis. Although in some cases multiple analyses may be considered plausible by different annotators, or even by a single annotator, I have attempted to make systematic decisions where ambiguities arise. An experiment in which a subset of the corpus was reannotated shows a high level of consistency in the annotation process.

The annotations are in the form of categories chosen from the lexicon of the grammar in chapter 3, with enough information to specify a unique harmonic analysis, derivable by a deterministic algorithm that parses the sequence using the annotations. It is a property of the strongly lexicalized grammar formalism that only a small amount of information beyond the lexical categories themselves is necessary to define a unique interpretation.

The annotated corpus can be used to train statistical models for guiding a parser. Since the corpus includes a full harmonic analysis of each chord sequence, it can also be used to train a model that derives a harmonic analysis for a chord sequence without using the grammar, using only the pairing of chord sequences with analyses as training data. In the next chapter, the corpus is used in both ways, the latter for training a baseline that does not use a grammar. Since the corpus is small, it contains no heldout test data. Models must, therefore, be evaluated using cross-validation, reducing but not eliminating the problem of over-fitting the training data.

Statistical Parsing of Chord Sequences

5.1 Introduction

Parsing harmony using the grammar of jazz chord sequences described in chapter 3 suffers from a problem familiar from natural language parsing using similar grammars. The lexical ambiguity – that is, the high level of ambiguity in the interpretation and structural role of each individual chord – prohibits exhaustive parsing to deliver every syntactically well-formed interpretation. The grammar restricts the possible interpretations of chords on the basis of their context. A bottom-up parser enforces these constraints by considering every possible interpretation of each individual chord with a category permitted by the lexicon and exploring the large space of possible combinations of the categories using the grammar’s rules. Using the jazz grammar, as with any wide-coverage grammar for natural language, the number of possible derivations to consider makes exhaustive automatic parsing infeasible for even moderately long inputs.

For instance, consider example 3.16, repeated here:

$$(5.1) \quad Gm^7 \quad Cm^7 \quad B^7 \quad Bb^7 \quad Eb^6$$

The first chord, Gm^7 , was interpreted in example 3.16 using the (extended) dominant lexical schema (Dom), giving it the category $G^D/C^{D|T} : \lambda x. leftonto(x)$. Other pos-

sible interpretations, however, are permitted by the lexicon. It might, for example, be interpreted as a tritone substitution (Dom-tritone) or one of the rarer of the class of ‘Bartok’ substitutions that Elliott (2009) describes (Dom-bartok) and so on. The parser must consider a variety of categories for the other chords too. Many of these will quickly prove to be dead-ends. Gm^7 and Cm^7 may combine into a recursive cadence if they are both treated using the Dom schema, but not if they adopt the Dom-bartok and Dom schemata. Some categories which in their immediate context appear nonsensical may turn out to be able to combine with more distant chords. Consider then the hopelessly implausible, but grammatical, interpretation represented by the derivation in example 5.2, in which the Gm^7 is treated as a Bartok substitution whose resolution is delayed until the final Eb^6 .

$$(5.2) \quad \begin{array}{c} \frac{Gm^7}{Bb^D/Eb^D|T} \quad \frac{Cm^7}{C^D/F^D|T} \quad \frac{B^7}{F^D/Bb^D|T} \quad \frac{Bb^7}{Bb^D/Eb^D|T} \quad \frac{Eb^6}{E^T} \\ \hline \frac{C^D/Bb^D|T}{} \rightarrow B \\ \hline \frac{C^D/Eb^D|T}{} \rightarrow B \\ \hline \frac{Bb^D/Eb^D|T}{} \rightarrow & \\ \hline \frac{Bb^D-Eb^T}{} \rightarrow \end{array}$$

Moreover, even if the parser were able to consider all possible grammatical interpretations, example 5.2 demonstrates a second problem. The parser needs a way to distinguish the most plausible among the large number of possible interpretations. It is usual in NLP to use statistical models based on a corpus of hand-annotated sentences to rank possible interpretations. The same techniques can also be used to speed up parsing by eliminating apparently improbable interpretations early in the process.

One technique is to associate a probability model with the parser’s derivations. A set of alternative analyses can be ranked according to the probability of their derivations under this model, providing a means to distinguish one analysis (or a small set of analyses) as the most plausible. The model can also provide a solution to the former problem of the infeasibility of exhaustive parsing if it is defined compositionally over intermediate constituents of grammatical derivations: a parsing scheme can be used that eliminates improbable constituents in early stages of parsing on the basis that they are unlikely to appear in the most probable full analysis.

Bod (2002b), Honingh & Bod (2005) and Temperley (2007) have shown that some statistical techniques used in NLP can be applied to tasks in music processing. This

chapter introduces two types of probabilistic statistical model commonly used for natural language parsing, applied here to the task of parsing chord sequences. The first, a supertagger, is aimed primarily at speeding up the process to allow some interpretation to be found quickly. The second, a model of CCG derivations, adopts the natural language parsing technique of Hockenmaier & Steedman (2002) and Hockenmaier (2003). Both models estimate probabilities from statistics over the corpus of chapter 4.

In this chapter, I describe the technique of supertagging as it has been applied to CCG parsing. An experiment with some simple supertagging models trained on the jazz corpus explores the effectiveness of the proposed class of models for the task. I then describe the model proposed by Hockenmaier for parsing natural language with CCG and report the results of some experiments to demonstrate the suitability of this model for the chord sequence parsing task. The system used in the experiments, the *Jazz Parser*, is a new implementation of an algorithm commonly used for parsing natural language suitable for processing the grammar of chapter 3, augmented with the parsing models of this chapter. The source code is freely available from <http://jazzparser.granroth-wilding.co.uk>. Some of the details of the parsing models and experiments of this chapter, including closely related experimental results, have been published previously by Granroth-Wilding & Steedman (2011, 2012b).

5.2 Supertagging Experiments

5.2.1 Supertagging

A problem arises when using a statistical model over the derivations performed by a parser. Both language and, as we have seen, musical harmony involve structures that span large passages, featuring dependencies between arbitrarily distant parts of the input. A parser must maintain a very large number of possible interpretations of different spans of the input and the parsing model described later in this chapter can be used to eliminate some of these, whilst keeping those that it considers likely to be used later in the derivation. It is in the nature of a lexicalized grammar that there may be a large number of possible interpretations of any individual word (or here chord). For example, over the corpus of the previous chapter, the jazz chord grammar was found to permit on average 26.8 categories per chord. The parser uses its compositional model to reduce this set, but must maintain enough low-probability

	1	2	3	4	5	6	7	8	9	10	11	12	13
1	25	35	103	365	2k	6k	30k	146k	821k	0	0	0	0
2		27	41	103	425	2k	8k	35k	188k	0	0	0	0
3			27	39	113	394	2k	8k	39k	0	0	0	0
4				25	39	106	367	2k	7k	0	0	0	0
5					27	39	110	393	2k	0	0	0	0
6						25	46	109	380	0	0	0	0
7							27	39	113	0	0	0	0
8								25	39	0	0	0	0
9									27	0	0	0	0
10										23	0	0	0
11											36	0	0
12												12	0
13													25

Figure 5.1: The number of categories in each cell of the chart during an exhaustive parse of 13 chords from *Alfie* (seen before with gold-standard categories in example 4.2). The parser has so far processed nine chords. Row numbers correspond to the first word in the span of the cell, column numbers to the last. Numbers on the diagonal are thus numbers of lexical categories.

interpretations that it is unlikely to eliminate categories that would have proved more probable once considered in a wider context. The larger the set of local interpretations that are kept, the longer the parsing process takes. Figure 5.1 shows how the number of partial interpretations grows as an exhaustive chart parser (see section 5.3.2) works its way through the sequence. Already, after processing nine chords, it is clear that parsing the full sequence is going to be infeasible. *Supertagging* is a statistical method commonly used for NLP parsing with CCG and other strongly lexicalized grammars to reduce this problem and find a grammatical interpretation quickly.

A *supertagger* reduces the number of categories the parser must consider in the first steps of parsing, typically using a probabilistic sequence model. The technique was first described by Srinivas & Joshi (1994) for a lexicalized formalism similar to CCG. Supertagging was first applied to CCG parsing by Clark & Curran (2004a). The term *supertag* refers to a lexical item (category) that may be used by the parser as an analysis of a single word. For the grammar of chapter 3, this is a choice of a lexical

schema to instantiate at the chord's root. Although the parser itself could narrow down the possible categories on the basis of statistics over larger spans later in the parsing process, supertagging has the benefit of being able to speed up parsing by ruling out some lexical categories using a sequence model that can be evaluated quickly before parsing begins.

A bad choice of lexical categories could make it impossible to parse a sequence at all. The *adaptive supertagging* (AST, Clark & Curran, 2004a) algorithm allows categories considered less probable by the supertagger to be used only if necessary to find a full parse. First, the supertagger is used to assign a small set of categories to each word according to its model. The parser attempts to find a full parse with these categories, using a statistical model like that described below. If it succeeds, the result is returned and no further supertags are considered. If it fails, the supertagger supplies some more, slightly less probable, categories and the parser tries again. This is repeated until the parser succeeds or some other termination condition is reached (for example after a fixed maximum number of iterations). If multiple full parses are found, the parser's probability model is used in the usual fashion to rank them.

In this section, I evaluate the effectiveness of *n-gram* models with a variety of parameters as supertaggers, predicting the annotated categories for the chord sequences in the corpus of the previous chapter. I also compare this to a naive use of an existing supertagger written for NLP parsing. On the basis of the results of these experiments, in section 5.3 I use a supertagging model in conjunction a statistical parser.

5.2.2 N-Gram Supertagging Models

Markovian sequence models have been extensively used in both language and music processing for sequence analysis. They are an obvious starting point for building a chord sequence supertagger. Such models can quickly predict a sequence, or multiple sequences, of categories for a chord sequence and have a wide array of well-understood associated techniques for dealing with circumstances where large amounts of training data are not available.

All the experiments reported here are run using the small dataset described in chapter 4 for training and evaluation. Given the size of the dataset, all models can be expected to suffer from extreme data sparsity problems. This makes the use of smoothing of vital importance and, as we shall see, it also limits the potential benefit of using more complex models. In this section, I describe a series of experiments with variants on a

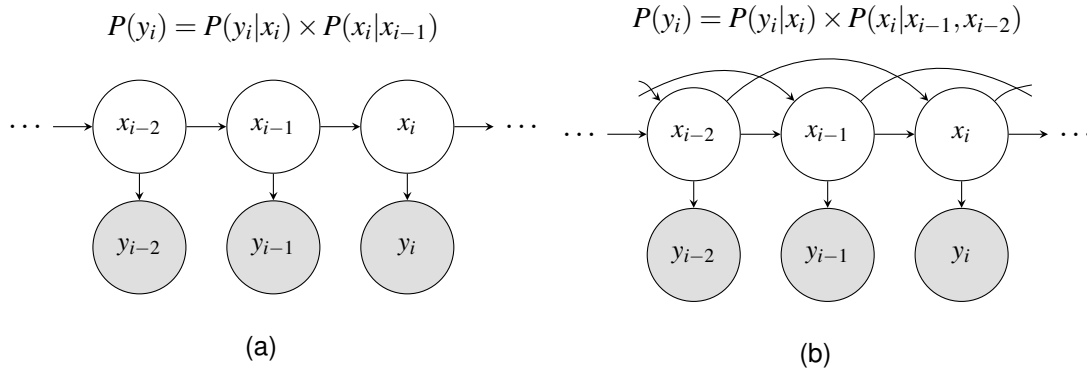


Figure 5.2: HMM structure. (a) Bigram HMM: at each timestep, the observed data y_i is generated from a hidden state x_i , chosen from a finite set of possible states. (b) Trigram HMM: x_i depends on x_{i-1} and x_{i-2} .

basic hidden Markov model (HMM, Rabiner & Juang, 1986), all commonly used in NLP.

5.2.2.1 Model Structure

The general structure of an HMM is shown in figure 5.2a. HMMs can be applied to the problem of chord sequence supertagging by treating grammatical categories as the hidden states of the model and the observed chord sequence as the model's emissions. Such a model makes the Markov independence assumption: that the probability distribution over categories for a particular chord depends on the category assigned to the previous chord, but not on the categories assigned to earlier chords. Further, the probability of seeing a particular chord label is assumed to be dependent only on the current category interpretation and not on any others surrounding it.

Recall from chapter 3 that a grammatical category used as a lexical interpretation of a chord is arrived at by choosing a schema from the lexicon of table 3.1 and specializing it to the chord's root. The states of the model, then, which represent grammatical categories, can be decomposed into a pair (Sch_i, SR_i) of lexical schema and pitch class root. The probability of emitting any chord from a state whose root does not match the chord's is always zero.

In this model, the Markov assumption has the following effect. The probability $P(CT, CR | Sch, SR)$ of emitting a sequence of chords with types CT and roots CR , given a sequence of categories made up of schemata Sch and roots $SR = CR$, is approximated by $\prod_i P(CT_i | Sch_i)$. The probability $P(Sch_i, SR_i | Sch_{0, \dots, i-1}, SR_{0, \dots, i-1})$ of generating the next in the sequence of hidden category states (Sch_i, SR_i) , is approxi-

mated by $P(\text{Sch}_i, \text{SR}_i | \text{Sch}_{i-1}, \text{SR}_{i-1})$. For example, the first three chords of *Alfie* (first seen in example 4.2) would be decomposed as: (M7, C), (m7, D), (m7, E). The state labels corresponding to the gold-standard categories for these chords are: (Ton, C), (Colour-IIb, D), (Dom, E). The probability distribution over the choice of category for Em^7 is conditioned on the choice of category for Dm^7 , but not on the preceding $\text{C}^{\text{M}7}$.

Much of the time, these assumptions may be reasonable: a chord may, for example, be confidently interpreted as a tonic on the basis that its type is M7 and that the previous category was interpreted as a dominant a perfect fifth above. However, in other circumstances the assumptions will be violated: in a coordinated cadence a tonic resolution of a dominant chord might only be reached some time later.

A generalization of the basic HMM is the n -gram HMM, in which the choice of state is conditioned not only on the single previous state, but on some longer history of previous states. The *order* of such an HMM dictates the length of history on which each state is conditioned. The basic HMM described above is a first-order, or *bigram*, model: the probability of transitioning to a state is conditioned only on the previous state. An n -gram model is an HMM of order $n - 1$. The structure of a second-order, or *trigram*, model is shown in figure 5.2b.

Let us make one further modification to the model's distributions, motivated by a musical consideration. A requirement common to most models of music is insensitivity to absolute pitch: the pitch of a note or chord is meaningful only when considered in relation to other pitches in the same performance, whilst an entire piece may be transposed up or down without significantly affecting its meaning. It is, therefore, desirable that the probability distribution over categories should be conditioned on the previously seen categories only taking into account the relative pitch between the categories. Transitions between states are modelled as follows: a schema is chosen, conditioned on the available history of $n - 1$ schemata, and a root is chosen relative to the previous root, conditioned on the schema. This is represented in the probability distribution by the δ function which calculates the interval between two pitch classes: $\delta(r_1, r_0) = (r_1 - r_0) \bmod 12$. A first-order HMM of this kind is represented in figure 5.3.

The model's transition and emission distributions, then, are as follows:

$$P_{tr-st}(\text{Sch}_i, \text{SR}_i | \text{Sch}_{i-n+1, \dots, i-1}, \text{SR}_{i-n+1, \dots, i-1}) = P_{tr-sch}(\text{Sch}_i | \text{Sch}_{i-n+1, \dots, i-1}) \times P_{tr-rt}(\delta(\text{SR}_i, \text{SR}_{i-1}) | \text{Sch}_i)$$

$$P_{em-st}(CT_i, CR_i | \text{Sch}_i, \text{SR}_i) = \begin{cases} P_{em-tp}(CT_i | \text{Sch}_i) & \text{if } CR_i = \text{SR}_i \\ 0 & \text{o/w} \end{cases}$$

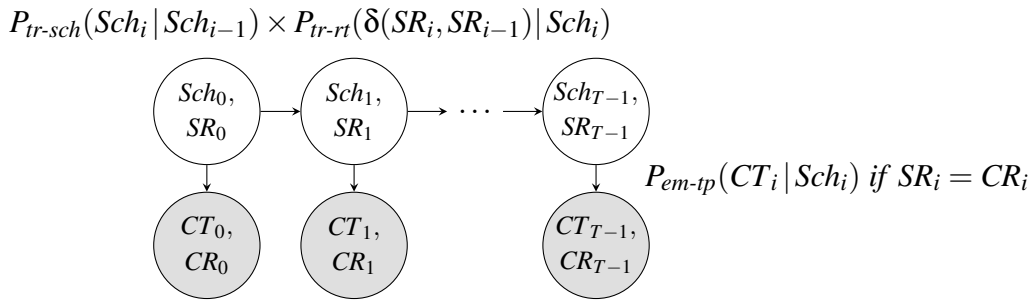


Figure 5.3: First-order HMM structure for a supertagging model. The transition distribution is decomposed into a distribution over schemata, conditioned on the previous schema, and a distribution over roots, relative to the previous root. The emission distribution is defined over chord types, conditioned on the schema and is non-zero only for categories with a root matching the chord.

An HMM is decoded by choosing the sequence of states S that generates the observed data O with maximum probability¹:

$$\operatorname{argmax}_S (P(S, O)) = \operatorname{argmax}_S \left(\prod_i P_{tr-st}(S_i | S_{i-1, \dots, i-n+1}) \cdot P_{em-st}(O_i | S_i) \right)$$

This can be computed efficiently using the dynamic programming Viterbi algorithm (Viterbi, 1967; first applied to NLP by Vintsyuk, 1968). Alternatively, we may compute the set of most probable categories for each observed chord using the *forward-backward* algorithm (as detailed by Rabiner, 1989). For adaptive supertagging, it is this latter decoding that is required.

The advantage of an n -gram model of order higher than one is that it is able to capture frequent patterns of hidden states over a wider window of context. A disadvantage is that data sparsity becomes a greater problem: in any training dataset, the higher n is the fewer examples of each n -gram of states will be found. One commonly used solution to this is introduced in section 5.2.2.3. Since the jazz corpus is small, it contains too few examples of even the most frequent patterns to support models of order much larger than bigram.

The experiments reported below evaluate the performance of several orders of n -gram HMM. The simplest possible model is a unigram model, in which no context is taken into consideration at all. I report results for unigram, bigram and trigram models.

¹ Note that the roots of the categories are fixed by the observed chord sequence, since any states with roots not matching the chords have zero emission probability. Decoding, therefore, involves just a choice of schema for each chord: $\operatorname{argmax}_{Sch} (P(Sch, O))$.

Whilst higher-order models could be used, these results show that data sparsity already has a heavy impact on the bigram and trigram models.

5.2.2.2 Training

All models are trained using supervised maximum likelihood training over the labelled corpus described in chapter 4. Each distribution is estimated by maximum likelihood estimation on the basis of counts of the frequency of events in the corpus: $P(A|B)$ is estimated by $\frac{\text{Count}(A,B)}{\text{Count}(B)}$. As is common in NLP (for example Clark & Curran, 2004a), counts of very rare events are considered untrustworthy, so a threshold is set below which $\text{Count}(A,B)$ is treated as 0.

The parameters of an HMM can also be trained on unlabelled data using the expectation-maximization (EM) algorithm (Baldrige, 2008 for example uses this method to train an HMM supertagger). Given unlabelled chord sequences, a model trained using supervised estimation could be retrained so as to increase the likelihood of the new chord data. The present experiments do not use this technique, since no unlabelled data is currently readily available. In principle, however, it would not be difficult to gather unlabelled chord sequences and this could present a promising solution to the problems of data sparsity.

5.2.2.3 Backoff and Smoothing

Statistical models of natural language commonly face a problem of data sparsity, due to the Zipfian nature of many aspects of natural languages. Chapter 4 showed that the distribution of lexical categories in the corpus follows a roughly Zipfian distribution, meaning that we can expect severe data sparsity problems with this small training set and that adding more training data will improve our coverage of rare events with diminishing returns.

Several techniques are commonly used with n-gram models to deal with this problem. One is *Katz backoff* (Katz, 1987). The n-gram model uses counts of all state sequences x_{i-n+1}, \dots, x_i and $x_{i-n+1}, \dots, x_{i-1}$ seen in the training data in order to estimate the probability $P(x_i|x_{i-1}, \dots, x_{i-n+1})$. To avoid assigning a zero probability to sequences x_{i-n+1}, \dots, x_i which have not been seen in the training data, the probabilities are *smoothed*. The probabilities of seen events are scaled down, or *discounted* slightly and the remaining probability mass is reserved for unseen events. The probability of an unseen event is then computed by *backing off* to a lower-order model condi-

tioned on a smaller context, which is more likely to have been seen in the training data. The probability $P(x_i|x_{i-1}, \dots, x_{i-n+1})$ is estimated as $P(x_i|x_{i-1}, \dots, x_{i-n+2})$ (trigram $P(x_i|x_{i-1}, x_{i-2})$, for instance, backs off to bigram $P(x_i|x_{i-1})$), scaled by a normalizing factor so that the probability mass reserved by discounting is distributed among the unseen events according to the lower-order model. Backoff may continue recursively until the event is found in the training data or the unigram model is reached. The advantage of Katz backoff is that it allows a higher-order model to be used only where counts are available to estimate its probabilities and a lower-order model in all other cases.

Various suitable discounting techniques can be used to perform the necessary smoothing for Katz backoff. *Laplace* smoothing is a straightforward technique, by which one count is added to all events, including those never seen, and the probabilities are computed from the adjusted counts. *Good-Turing* estimation (Good, 1953) is a discounting technique commonly used in NLP. It works well with large datasets, but requires care when used with limited data. Many variants exist to deal with this problem (Gale & Sampson, 1995). A simpler method is used here. *Witten-Bell* smoothing (Bell et al., 1990) uses a discounting function that computes the amount of probability mass to reserve for unseen events on the basis of how many of the seen events occur only rarely. The experiments below include both Laplace and Witten-Bell smoothing.

5.2.3 Using the C&C Supertagger

The supertagging models described above are specific to the interpretation of chord sequences. It is also possible to use an existing supertagger designed for supertagging as part of a linguistic parser. Clark & Curran (2004a) demonstrated the use of supertagging for parsing with CCG. Their implementation of a supertagger and statistical parser, the C&C parser, is publicly available². The supertagger can be used independently of the parser, via the `msuper` tool, to suggest categories from a lexicon with associated probabilities according to a trained model.

The C&C supertagger uses maximum-entropy feature-based log-linear models to assign CCG categories to the words of a sentence. It uses a variety of contextual features to predict categories for words and each of the possible features receives a weight during training. A model can easily be trained on any training data given in a suitable form. It can be used as a supertagger for chord input by training it to assign

² <http://svn.ask.it.usyd.edu.au/trac/candc>, accessed Dec 2012.

categories chosen from the lexicon of table 3.1 to chord sequence data preprocessed to represent the chord's root relative to the previous root, rather than at its absolute pitch. This has the effect of making the model insensitive to absolute pitch, a property that was enforced in the n-gram models by modelling root intervals in the transition distribution. The supertagger can be made to return a probability for each possible category allowing the parser to run the AST algorithm. The Jazz Parser can use the output from a call to `msuper` in the same way it uses the state occupation probabilities from the n-gram models. In comparisons with the models below, the C&C supertagger used in this way will be referred to as CANDC.

5.2.4 Evaluation

A supertagging model is used to help the parser by selecting a small set of categories for each input word. Ultimately, its performance can only be evaluated on the basis of the effect its choice of categories has on the parser's accuracy.

The accuracy of a supertagger's highest weighted choice of category for each chord against a human-annotated gold standard may not give a good indication of its performance when coupled with a parser. For example, a choice of categories that allows the parser to produce a full, but poor quality, interpretation of the sequence is more useful to the parser than a choice that matches the gold standard on a high proportion of chords, but cannot lead to a full parse. This holds even more strongly when using the AST algorithm, which allows the parser to request lower probability categories from the supertagger if it cannot find a parse using those considered most probable. In this case, we do not know how far down the list of categories provided by the supertagger the parser will go before it finds a full parse, so evaluating the accuracy of the supertagger's top category sequence may not be meaningful.

Nevertheless, the ideal approach of evaluating competing supertagging models by the effect they have on parsing accuracy is impractical, since parsing the full corpus is a time-consuming process. It is, therefore, useful to have some evaluation metrics with which to compare supertagging models independently of the parser. I consider here some metrics which allow us to compare the performance of supertaggers quickly without having to run the parser in every case.

Using AST, the parser may request more categories from the supertagger if it cannot find a full parse. Consider a second metric, *n-best accuracy*, which measures the proportion of chords for which the gold-standard category is found among the *n*

highest-weighted categories returned by the supertagger. For a small value of n (say 3 or 4), this is likely to be a truer indication of supertagger's performance. As n increases, the metric becomes more generous, but we do not know how many categories the parser will request before terminating. Instead, measuring the cross entropy between the gold-standard selection of categories and the supertagger's distribution, P_s , over categories rewards models that give higher probability to the gold-standard categories.

Let us consider the gold-standard distribution over categories, P_g , to be that in which the gold-standard category receives a probability of 1 and all others 0. The cross entropy of this distribution with P_s is the arithmetic mean of the negative log probabilities assigned by the model to the gold-standard categories. A lower value means that the correct categories were on average given a higher probability, so lower is better.

The cross entropy of P_g and P_s is defined as:

$$H(P_g, P_s) = - \sum_x P_g(x) \log(P_s(x))$$

Since the gold-standard distribution is 0 over all categories other than the gold-standard category, this value is $-\log(P_s(\text{Sch}_i))$, where Sch_i is the gold-standard category choice. Averaging this over all the chords in all the sequences of the test set gives the cross entropy per chord:

$$H = -\frac{1}{N} \sum_i \log(P_{s,i}(\text{Sch}_i))$$

In evaluating the supertagging models, I will report both 1-best accuracy and cross entropy. The corpus contains no separate training and testing sets, so evaluation is performed using 10-fold cross validation (see section 4.2.2).

5.2.5 Results

Figures 5.4 and 5.5 compare n -gram supertagging models for a range of settings of each parameter. The experiment explores a variety of combinations of parameter settings to see how the supertagger's performance is affected. Models of three orders are included: unigram (state probabilities conditioned on no context), bigram (a standard HMM) and trigram (state probabilities conditioned on two previous states).

In each case, Katz backoff is used for events with zero counts. Bigram models back off to unigram and trigram models back off to bigram and then to unigram. Different values of the low-count threshold (*cutoff*) are tried – the value below or equal to which

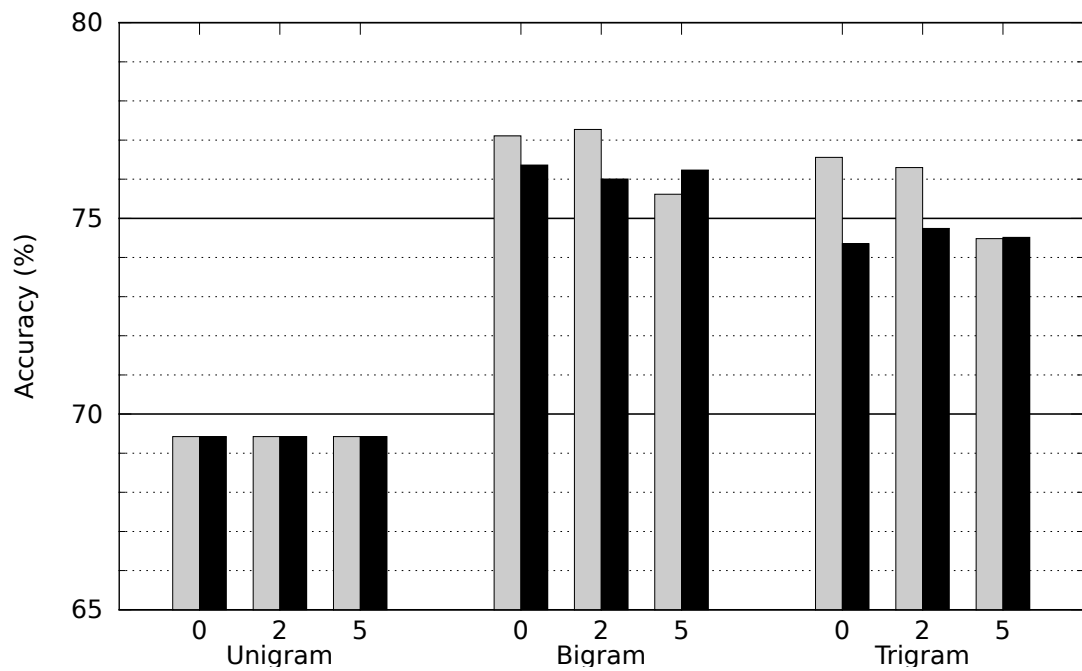


Figure 5.4: N-gram supertagging models of orders 1, 2 and 3, with a low-count cutoff of 0, 2 and 5 and smoothing using Witten-Bell (grey) and Laplace (black). The models are evaluated by the agreement of its top-ranked tags with the gold standard.

counts are treated as zero: 0 (no cutoff), 2 and 5. Each model is evaluated using Laplace and Witten-Bell smoothing as the discounting technique for Katz backoff and to smooth the unigram model and the emission distributions.

For each model, figure 5.4 reports the 1-best accuracy of each model's top-ranked tag against the gold-standard tag; figure 5.5 reports the cross entropy of the model's tag predictions. The results reported are the combined figures from all 10 partitions of the cross validation.

Several conclusions can be drawn from these results, supported by both evaluation metrics. The bigram models outperform their unigram counterparts by a large margin. However, no further improvement is seen with the trigram models, which in fact perform worse. This can be explained by the small size of the training corpus: the predictions made on the basis of trigrams seen in the training corpus do not generalize well to unseen data. Katz backoff is intended to overcome this by only using statistics about trigrams where there are enough observations. However, under Witten-Bell smoothing, when only very few observations of trigrams have enough counts to be considered trustworthy, the probability mass reserved for the lower order models is

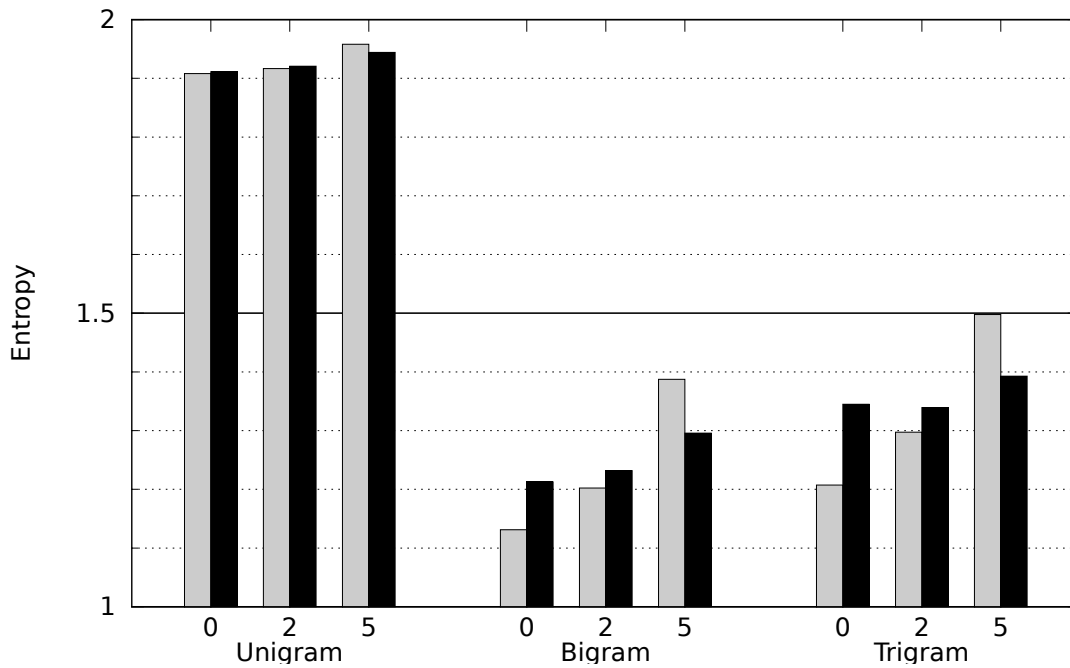


Figure 5.5: N-gram supertagging models of orders 1, 2 and 3, with a low-count cutoff of 0, 2 and 5 and smoothing using Witten-Bell (grey) and Laplace (black). The models are evaluated by the entropy of its predicted tag distribution (lower values are better).

small. The result is that using a higher order model is detrimental where the training data does not provide enough examples, even when Katz backoff is used. This might also explain why the low-count cutoff does not help the performance. Where only a small number of categories have been seen in a particular context, the trigram model assigns a high probability to them and scales down the bigram probabilities greatly when backing off. As the threshold is increased, the model backs off more often, but scales the probabilities from the backoff model down more, giving a higher weight to its estimates of events it has seen. The results suggest that models of higher orders will fare still worse on this small dataset.

Models using Witten-Bell smoothing perform better than those with the simpler Laplace smoothing, except where the low-count cutoff is high. Given the sparsity of the training data, it is unsurprising that the models benefit from a more sophisticated smoothing technique. There are other commonly used smoothing techniques that have not been tested here which could improve performance. For example, Kneser-Ney smoothing is widely used in NLP, either for backoff, like the smoothing techniques discussed above, or as a means of interpolating the estimates from different models.

Model	Entropy	Accuracy (%)
BESTNGRAM	1.13	77.11
CANDC	1.39	80.22

Table 5.1: Comparison of the best n-gram supertagging model (bigram, no low-count cutoff, Witten-Bell smoothing) to CANDC.

The best performing n-gram model by both metrics is the bigram model using Witten-Bell smoothing with no low-count cutoff. Table 5.1 compares this model, BESTNGRAM, to CANDC. CANDC achieves slightly higher top-tag accuracy, but the bigram model scores better on the entropy metric. The C&C supertagger is evidently dealing well with the sparse data. The entropy result indicates that the bigram model is on average assigning a higher probability to the gold-standard tag. It should be noted that the C&C supertagger was used only with its default settings and that it is highly likely that better results could be achieved by a careful choice of parameters. In the parsing experiments below, the bigram BESTNGRAM model is used.

5.3 Statistical Parsing Experiments

5.3.1 Introduction

In this section, I discuss the application of a model of CCG derivations introduced for natural language parsing by Hockenmaier & Steedman (2002) and Hockenmaier (2003). The model is trained on human-annotated CCG derivations for some set of inputs. It uses statistics over local parts of the derivations to estimate the probability of different ways of combining categories during a new derivation.

5.3.2 CKY Parsing

A wide variety of parsing algorithms have been described for natural language parsing. I shall focus on one algorithm here, the Cocke-Kasami-Younger (CKY, Harrison, 1978) algorithm, since it has been shown to have good time complexity for the class of grammar formalisms containing CCG and has been extensively used in practice for CCG

Algorithm 3: CKY parsing algorithm for CCG, as given by Steedman (2000)

```

1 for  $j \leftarrow 1$  to  $n$  do
2    $t(j, j) \leftarrow \{A \mid A \text{ is a lexical category for } a_j\}$ 
3   for  $i \leftarrow j - 1$  down to  $0$  do
4     for  $k \leftarrow i$  down to  $0$  do
5        $t(i, j) \leftarrow \text{pack}\{A \mid \text{for all } B \in t(k, i), C \in t(i + 1, j).$ 
           such that  $B C \Rightarrow A$  for some combinatory rule in } R
           and  $\text{admissible}(B C \Rightarrow A)\}$ 

```

parsing (Auli, 2012). CKY is a bottom-up chart parsing algorithm originally designed for context-free grammars and applied to CCG by Vijay-Shanker & Weir (1990).

The CKY algorithm uses a *chart* to store multiple possible interpretations for each subspan of the input. The Jazz Parser uses the adaptation of the algorithm to CCG presented by Steedman (2000). The algorithm, without the probabilistic extensions described below, is reproduced in algorithm 3. The j th input token (word or, here, chord) is denoted by a_j . The *chart*, t , is a data structure that contains an entry $t(i, j)$ for every possible subspan of the input that begins with the i^{th} token and ends with the j^{th} . The function *pack* stores a category, consisting of syntactic type and logical form, in the chart in a data structure holding one entry per syntactic type. The applicability of further rules to a category at a later stage of the derivation will depend only on its syntactic type. The *admissible* function performs any necessary tests to decide whether the category A resulting from a rule application should be included in the chart. For CCG, *admissible* cannot simply exclude any category A for which another already exists in the chart with the same syntactic type, as it may in the case of context-free grammars, but, because of CCG's spurious ambiguity (discussed below), must also check that the existing category does not contain a logical form equivalent to A 's (Karttunen, 1989).

The algorithm proceeds as follows. The index j points to the end of the span being considered and moves from left to right through the sentence. Each time a new token is covered by j , all lexical categories for that token are added to the chart (line 2). For each token, the index i moves backwards through the preceding tokens, so that the span $(i + 1, j)$ always represents a subsequence of the tokens so far encountered ending at the j^{th} , considering all such subsequences. For each such span, the index k

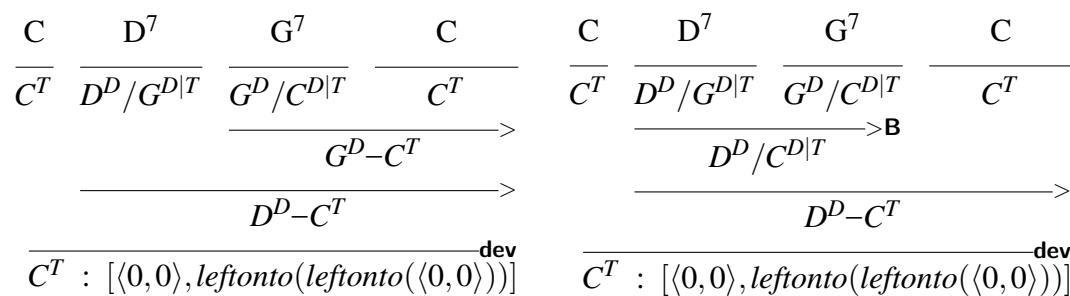


Figure 5.6: Two alternative derivations of the same interpretation of a chord sequence (semantics omitted until the final category), demonstrating CCG's *spurious ambiguity*.

moves backwards through the words, beginning at i , so that (k, i) covers all possible subsequences ending at i . In this way, every possible combination of two adjacent subsequences of the sentence seen so far terminating at j is considered as the spans (k, i) and $(i + 1, j)$. When j moves on, all possible combinations of the new lexical category for a_j with categories already in the chart are considered, and all combinations involving the resulting categories, but no combinations of spans previously tested, will be considered again.

5.3.3 Hockenmaier's Parsing Model for CCG

Hockenmaier (2003) defines a probabilistic parsing model, hereafter *probabilistic CCG* (PCCG), trained on a corpus of sentences labelled with full grammatical derivations. The model is a generative model of CCG derivations, defined over the syntactic types of categories operated on by combinatory rules. In this section, I describe the model (first proposed by Hockenmaier, 2001), and in the following section its adaptation for the purpose of the present parsing task. The model in question here is Hockenmaier's simplest model. She also proposes others that make use of lexical head information, an idea which could be considered as a future improvement of the present model.

Practical parsing of CCG is made difficult by *spurious ambiguity*: a particular logical form that interprets a subspan of the input may in general be produced by multiple derivations. An example of spurious ambiguity in musical CCG is given in figure 5.6. Since the two interpretations have identical logical forms and syntactic types, only one entry will be added to the chart by *pack*, but the algorithm has, nevertheless, needed to consider the two derivations up to the point where they converge. One way to improve the efficiency of a CCG parser is to forbid all but one derivation wherever spurious ambiguity might arise: a *normal form* derivation. Hockenmaier's parser uses a less

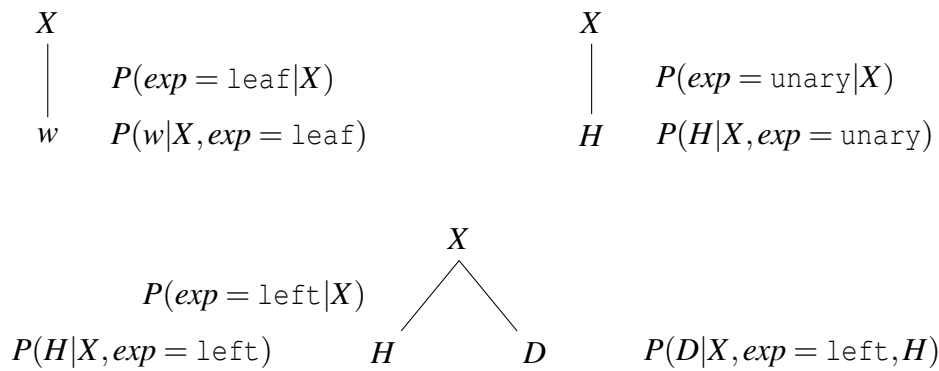


Figure 5.7: Three of the four types of local trees in Hockenmaier’s model of CCG derivations, with the probabilities that are multiplied to compute the local tree’s probability.

strict form of this approach. Non-normal form derivations are not forbidden by the parser, but the PCCG is constructed in such a way that it will in general prefer the normal form derivation. She defines a systematic normal form for derivations and uses this form of the analyses in the training data to train the distributions of parsing model using maximum likelihood estimation.

The parsing model is defined over binary- and unary-branching derivation trees. A probability distribution is associated with each node in a candidate derivation over its children. The distribution is based on the syntactic types of the parent and children, but does not take into account the combinatory rule by which the children are generated from their parent³.

The probability of a derivation tree is computed from the product of the probabilities of its *local trees* – each individual node and its children. A node in the tree may generate a word (leaf), a single child (unary branch) or a pair of children (binary branch). In the case of a binary branch, one of the two children is designated the head and the other the non-head, so that the model can be easily extended to capture lexical head dependencies. The probability of a local tree with parent X , expansion type exp , head daughter H (if not a leaf), non-head daughter D (if a binary branch) and word w (if a leaf) is the product of the following probabilities:

- **Expansion probability:** $P(\text{exp}|X)$, probability of expansions `leaf`, `unary`, `left` (left-head binary branch) and `right` (right-head binary branch)

³ Although the chart-parsing algorithm with which the model is used operates bottom-up from the words of the sentence, since it is a generative model the probability distributions are defined in a top-down fashion from the root of the derivation tree to the surface form (sentence).

- **Head probability:** $P(H|X, exp)$, if $exp \neq \text{leaf}$
- **Non-head probability:** $P(D|X, exp, H)$, if $exp \in \{\text{left}, \text{right}\}$
- **Lexical probability:** $P(w|X, exp)$, if $exp = \text{leaf}$

Figure 5.7 shows the products of probabilities for three of the four types of local tree (right expansion is trivially the mirror image of left expansion).

The parsing model computes the joint probability of a tree (that is, a particular derivation) and the words observed at its leaves as the product of all the local tree probabilities. It can also compute the same for a subtree corresponding to a partial derivation of a subsequence of the input – the *inside* probability of that subtree. The model serves two functions in the parsing process. Firstly, it provides a ranking of the interpretations output by the parser on the basis of the probabilities of their derivations. The probability of a full interpretation is computed by summing the probabilities of each of the derivations that led to it. Secondly, it can be used to allow the parser to perform a more efficient search for a full interpretation by eliminating unpromising partial interpretations early on. During parsing, the inside probability is computed for each partial interpretation that is inserted into the chart by summing the probabilities from all the derivations that led to it. The probability of the subtree must also take into account the probability that the parent node features in a derivation in the first place – the *outside* probability. This is approximated in Hockenmaier’s model by the unconditioned probability of the parent node $P(X)$, also estimated from the training corpus. A *beam* is applied to every span in the chart: when all categories have been computed for the span, those with a probability below a certain threshold are thrown away.

The inside probabilities are computed efficiently following the same dynamic programming strategy as the CKY parsing algorithm itself. The probability of a new category added to the chart as a result of applying a rule is computed as the product of the local tree probabilities for the rule application, the inside probabilities of the trees rooted at the rule’s arguments (the subtrees of H and D in figure 5.7) and the estimated outside probability. Since CKY operates bottom-up from the sentence, all possible derivations leading to the arguments have already been computed, and their probabilities summed, by the time the rule is applied. The category’s probability value is added to the probabilities of any other derivation adding the same category to the same chart edge.

5.3.4 PCCG for Parsing with the Jazz Grammar

The PCCG parsing model of Hockenmaier (2003) described above can be applied directly to parsing using the musical grammar. This section describes a model suitable for parsing with the music grammar and the details of the smoothing and beaming techniques implemented for the experiments in section 5.3.8.

5.3.4.1 Probability Distributions

The distributions that comprise the model are identical to Hockenmaier's, except for one alteration. Hockenmaier's model makes a distinction between expansions in which the left daughter is classified as the *head* and those where the right is the head. It is not clear that a notion of lexical head information like that used in Hockenmaier's model would be useful to the present parsing task, so the parsing model for the jazz grammar abandons this distinction. The jazz grammar uses no unary rule (other than the repetition lexical expansion rules, which do not feature in derivations). The only expansions the model needs to consider are, therefore, LEAF and BINARY.

The distributions, then, become:

- **Expansion probability:** $P(\text{exp}|X)$, probability of expansions `leaf`, `binary`
- **Left probability:** $P(L|X, \text{exp})$, if $\text{exp} = \text{binary}$, probability of left category L
- **Right probability:** $P(R|X, \text{exp}, L)$, if $\text{exp} = \text{binary}$, probability of right category R
- **Lexical probability:** $P(c|X, \text{exp})$, if $\text{exp} = \text{leaf}$, probability of chord c

The distributions are trained using counts from the corpus of normal-form derivations by maximum likelihood estimation.

5.3.4.2 Normal-Form Derivations

Following Hockenmaier (2003), the parser is trained on a set of normal-form derivations. Algorithm 2 in section 4.3 prescribes a way of producing a gold-standard analysis corresponding to the annotations for a chord sequence in the chord corpus. The same algorithm serves as a specification of a normal form for derivations. There is nothing inherent in either the grammar or the form the annotations take that requires this particular normal form and alternative algorithms could be given as specification

of others. However, certain features of the jazz grammar mean that this normal form is particularly simple to specify.

There is one noteworthy respect in which this normal form differs from Hockenmaier's. Hockenmaier's normal form uses the function application rule by preference and type-raising and function composition only when there exists no alternative derivation using function application (for example when a constituent formed by composition must be coordinated). She justifies this decision on the basis that constructions that require composition are less common than those that permit a function application-only derivation. The normal form defined by algorithm 2 takes almost the opposite strategy. It proceeds incrementally, greedily performing forward composition wherever it can and only applies the composed category to its argument (its resolution) at the end. The reason for this is that sequences of forward-facing cadence categories can always be combined by composition first and must be where they are to be coordinated, but function application is never required to take place before composition. Backward-facing slash categories are also combined greedily with their arguments, resulting in an application-first derivation, but these are rare and almost never subject to composition.

It is interesting to note that this normal form favours a maximally incremental derivation under the grammar as it stands. Incremental derivation is of interest to theories of grammar for reasons of cognitive plausibility as well as for practical reasons (Roark, 2001; Collins & Roark, 2004). Steedman (2000) argues for the use of combinatory grammars on the basis that they permit a strong link between competence and performance (Chomsky, 1965), a version of the *Strong Competence Hypothesis* of Bresnan & Kaplan (1982). However, it is a considerably more difficult affair to build a strictly incremental parsing scheme for CCG for natural language than it would be for the present grammar and this is a subject of current research. Training the parsing model on derivations in the particular normal form used here has the advantage over other possible normal forms that it will encourage the parser to perform incremental derivations where a choice exists.

5.3.4.3 Smoothing

The parsing model could be presented with a combination of syntactic types that has never been seen in the training data. The parsing model uses Witten-Bell smoothing (seen previously in section 5.2.2.3) to assign some small probability to all such unseen events. This smoothing technique relies on knowing the number of possible events. Although CCG in general has an infinite number of possible categories, complex cate-

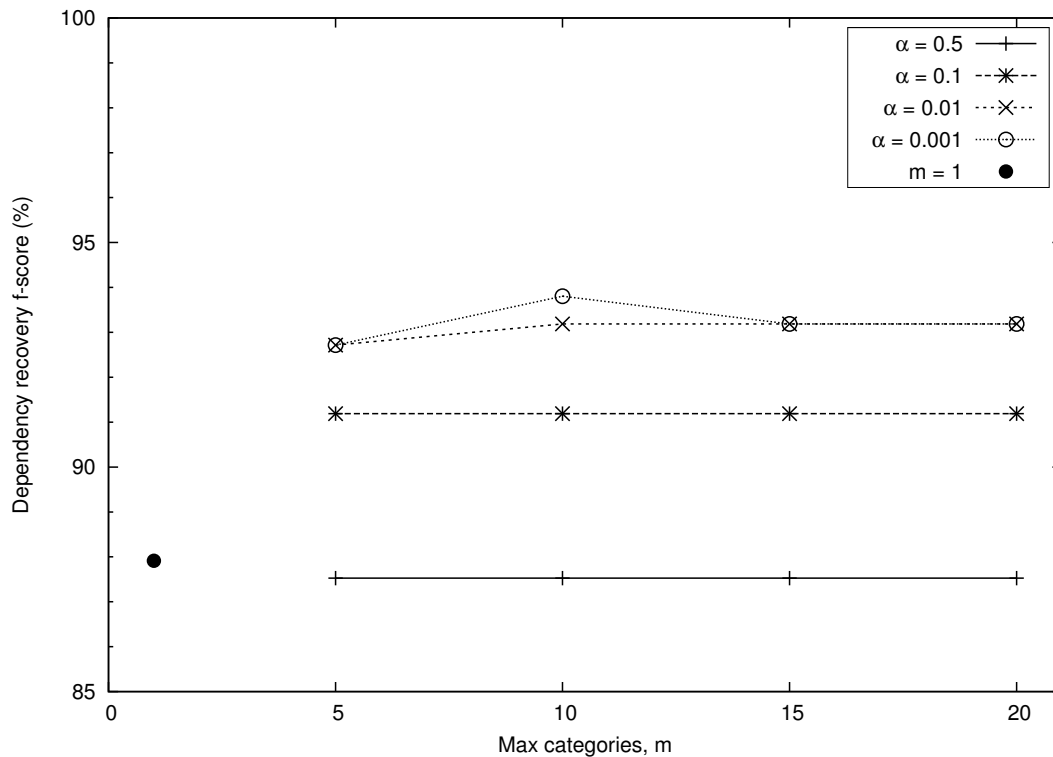


Figure 5.8: Dependency recovery of parser with an HMM supertagger over eight inputs from the chord corpus using a range of beam settings. α is the maximum ratio between the highest and lowest probabilities of categories in any cell. m is a limit on the number of categories in any cell. When $m = 1$, α has no effect.

gories in the jazz grammar are limited to a single functional argument (that is, a single slash). The lexicon of table 3.1 limits the number of theoretically possible syntactic types to a fixed number, making it possible to use Witten-Bell smoothing to assign a small probability to previously unseen combinations of categories.

The parsing models of Hockenmaier (2003) use a backoff technique to assign some probability to unseen words, but do not use smoothing during derivation in the way I propose here. Hockenmaier's parser does not check the validity of combinations of categories using CCG rules, but instead assign a zero probability to any category combinations not seen in the training data. The Jazz Parser must operate with much less training data. It checks for CCG validity and, in the case of a valid rule application that has never been observed, assigns the combination some small probability by smoothing.

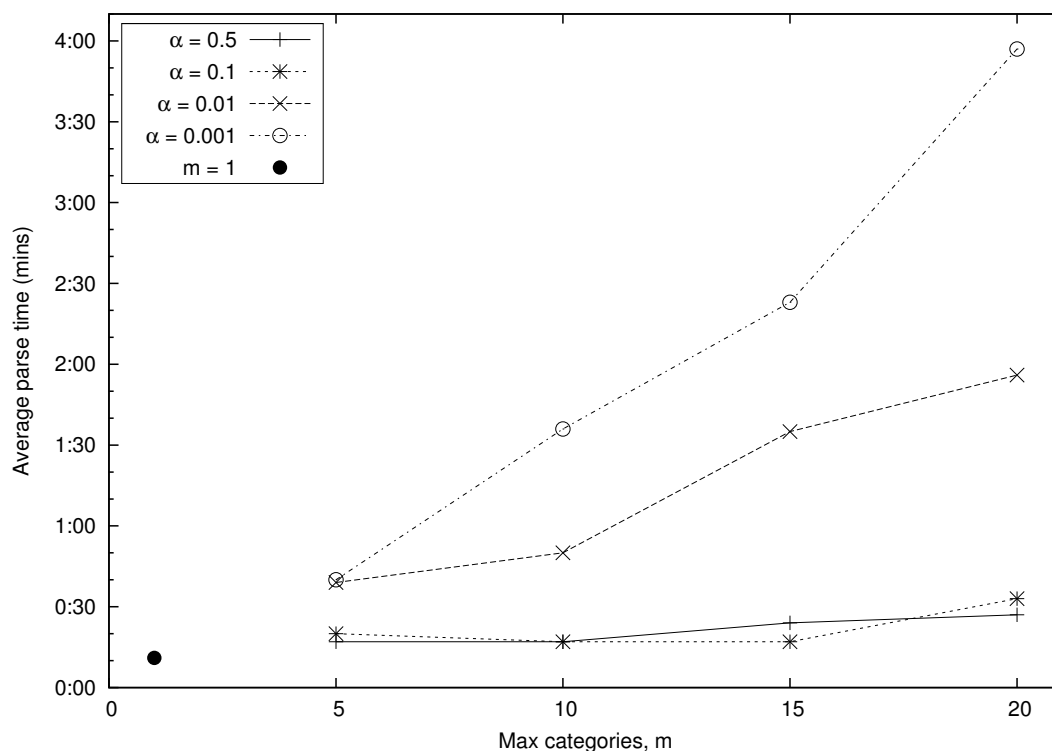


Figure 5.9: Average parse time per sequence using an HMM supertagger over eight inputs from the chord corpus using a range of beam settings.

5.3.4.4 Beam Search

The parser applies a beam to each span in the chart in the same way as Hockenmaier's parser. The beam eliminates partial interpretations that receive a low probability under the model, keeping only a number of more probable interpretations. This allows efficient parsing, since it limits the number of combinations of categories that must be considered as input to future rule applications.

A variety of strategies can be used for this kind of beam search. Collins (1999) applies a threshold probability, defined as a fixed fraction α of the probability of the most probable interpretation on the span. Any categories with a probability lower than this threshold are discarded. Note that the higher α is, the tighter the beam – that is, the fewer alternative categories are entertained. An alternative technique is to set a threshold m on the number of interpretations that may be stored for any span. The present parser follows Bodenstab et al. (2011) in using both strategies.

Figures 5.8 and 5.9 show the results of an experiment in which the parser was run on a small subset of the corpus (eight chord sequences) with a variety of beam settings. All combinations of $\alpha \in \{0.5, 0.1, 0.01, 0.001\}$ and $m \in \{1, 5, 10, 15, 20\}$ were tried.

(Note that when $m = 1$ there is never more than one category on any particular span, so α has no effect.) Figure 5.8 shows the parser's accuracy measured by the dependency recovery f-score evaluation metric (introduced later, in section 5.3.7.2). Figure 5.9 shows the average parse time per chord sequence⁴.

Increasing the width of the α -beam (decreasing α) improves the accuracy of the parser up to $\alpha = 0.01$, but no further gain is seen for $\alpha = 0.001$. Setting the m -beam wider (increasing m) has almost no effect on dependency recovery, but does increase parse times for wide α -beams (0.01 and 0.001). This suggests that when the α -beam is wide, the m -beam is reducing the number of derivations that the parser must consider, but that the categories it removes rarely contribute to the top-ranked overall result. For narrower α -beams, m makes no difference at all: presumably spans rarely have more than m categories on them after the α -beam has been applied. Unsurprisingly, the parser performs relatively poorly when it is only allowed to keep the single most probable category for each span.

Since there is little accuracy gain from higher values of m , there is no point in using $m > 10$. There is a considerable gain in accuracy from using a wider α -beam, up to 0.01, but almost no difference when $\alpha = 0.001$. Since we do not know how these results on a small subset of the corpus would generalize to the whole corpus, let alone to other data, it is safer to use a wider beam setting where the tradeoff between accuracy and parse times is unclear. In the experiments below, the parser is run using beam settings of $\alpha = 0.01$ and $m = 10$.

5.3.5 Tonal Space Path HMM Baseline

One way to quantify the contribution made by restricting interpretations to those that are syntactically well formed under the jazz grammar is to construct a baseline model which assigns interpretations without using the grammar. A tonal space interpretation, in the form of a path, like those generated from the parser's output in section 3.2.7 can be produced directly by a probabilistic sequence model. This can be done using an HMM structure very similar to that used for the supertagging models described earlier. The model assigns a tonal space point and harmonic function directly to each chord, instead of assigning categories to chords, as the supertagger does, and parsing to derive a tonal space path.

⁴ Each parse job was run on a 2.6GHz AMD Opteron 6212 CPU.

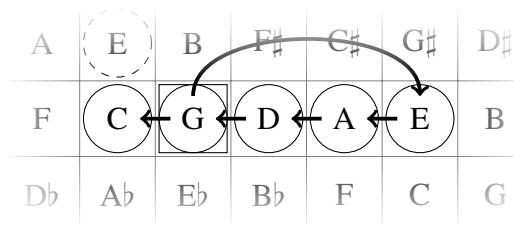


Figure 5.10: Tonal space analysis for the coordinated cadence $G^7 E^7 A^7 Dm^7 G^7 C$. The initial G^7 (square) is followed not by the closest point that equal temperament maps to E (dashed), but a more distant one, as required for the two G^7 s resolve to share their resolution.

A reasonable first approximation to an analysis can be derived by assuming that no chord substitutions are used and that the tonal space path proceeds by the smallest possible steps. To be precise, for each chord, a procedure chooses, from the infinite set of points mapped by equal temperament to the chord's root, the point that is closest to the previous point on the path by the Manhattan distance metric. The HMM models deviations from this naive procedure.

There are two reasons why deviations from the naive path occur. First, it may be that the correct disambiguation of the equal temperament note is not the point closest to the previous, as happens at points of coordination, where the resolutions of two cadences are constrained to be the same. An example is shown in figure 5.10. Second, it may be that there is a substitution (like the tritone substitution), meaning that the surface chord's root is not the root of the chord in the analysis.

The HMM's state labels consist of three values. The first, the *substitution coordinate*, is a coordinate between (0,0) and (3,2) and denotes the chord root within its enharmonic block (see figure 5.11) – in other words, the coordinate after accounting for substitution, but before projecting from the toroidal space of equal temperament onto the full tonal space. (0,0) represents a chord root of C (or an enharmonic equivalent – $B\sharp$, etc.). For example, a state with the coordinate (1,0) (G) could be associated with a $D\flat$ chord to interpret it as a tritone substitution⁵. The second value, the *block coordinate*, is a coordinate that denotes the number of enharmonic blocks (see section 3.2.2) the chord root must be shifted from the point closest to the previous point on the path. Most often this is (0,0), since paths proceed most often by small steps in the tonal space. In this case, of the infinite number of possible coordinates permitted

⁵ Strictly speaking, this would only be a tritone substitution if a dominant function, D , were also chosen.

D \sharp	A \sharp	E \sharp	B \sharp	F \sharp	(0, 1)	G \sharp	D \sharp	A \sharp	E \sharp
(-1, 0)	B	F \sharp	C \sharp	G \sharp	D \sharp	A \sharp	E \sharp	B \sharp	F \sharp
G	D	A	E	B	F \sharp	C \sharp	G \sharp	D \sharp	A \sharp
E \flat	B \flat	F	C	G	D	A	E	B	F \sharp
(-1, -1)	C \flat	G \flat	D \flat	A \flat	E \flat	B \flat	F	C	G
A \flat	E \flat	B \flat	F \flat	(0, -1)	C \flat	G \flat	D \flat	A \flat	E \flat
F \flat	(-1, -2)	D \flat	A \flat	E \flat	B \flat	F \flat	C \flat	G \flat	D \flat
F \flat	(1, -1)	C \flat	G \flat	D \flat	A \flat	E \flat	B \flat	F \flat	C \flat

Figure 5.11: Enharmonic blocks, repeated from figure 3.1. Here the coordinate of each block relative to the central block are added.

by the substitution coordinate, that closest to the previous point on the path would be chosen. Deviations of more than one unit in either dimension are rare. The third value is the harmonic function of the chord – T , D , or S . Although an infinite number of block coordinates is possible, the HMM only includes those states that it observes in the training data.

The first point on any path need only specify a substitution coordinate, since the enharmonic block of the start of any path is not meaningful. As an example, the following state labels represent the choice of points for the cadence in figure 5.10:

$$[(1,0)/D, (0,1)/(1,0)/D, (3,0)/(0,0)/D, (2,0)/(0,0)/D, (1,0)/(0,0)/D, (0,0)/(0,0)/T]$$

Notice that the block coordinate is $(0,0)$ in all cases bar one – the E^7 chord, at which the path moves to a point other than the closest possible instance of E .

The transition distribution is decomposed as follows. The harmonic function is chosen first, conditioned on all previous harmonic functions in the n -gram. Then a value is chosen for the vector from the previous coordinate to this from a distribution conditioned on the choice of harmonic function. It is possible to compute the transition probability between any two states on the basis of this vector since the substitution coordinate of the first state and the substitution and block coordinates of the second are sufficient to compute the vector travelled between the two points. The substitution coordinates identify the vector between the previous point and the nearest enharmonic

instance of the current point. The block coordinate then specifies the number of blocks this must be shifted by to obtain the vector between the two points. Note that this way of constructing the transition distribution makes it insensitive to transposition.

$$P_{tr-hp}(sub_i, block_i, fun_i \mid sub_{i-1}, block_{i-1}, fun_{i-1}, \dots) = P_{tr-hp-fn}(fun_i \mid fun_{i-1}, \dots) \times P_{tr-hp-root}(vector(sub_{i-1}, sub_i, block_i) \mid fun_i)$$

The emission distribution is also decomposed. The block coordinate of the state plays no role in the emission probability distribution. The distribution is once again made insensitive to absolute pitch by modelling the difference between the pitch class encoded in the substitution coordinate and the chord root, instead of defining a distribution over both. In other words, the distribution models the substitution itself, regardless of the absolute pitch of the chord. The δ function is defined, as in section 5.2.2.1, as the interval between two pitch classes. The substitution is chosen conditioned on the function of the state. Then the chord type is chosen, conditioned on both the substitution and the function.

$$P_{em-hp}(CT_i, CR_i \mid sub_i, block_i, fun_i) = P_{em-hp-root}(\delta(CR_i, sub_i) \mid fun_i) \times P_{em-hp-type}(CT_i \mid \delta(CR_i, sub_i), fun_i)$$

The baseline model, like the supertagger, is trained using maximum likelihood estimation, only this time the training data is chord sequences paired with their annotated tonal space paths. The model is decoded using the Viterbi algorithm to find a single optimal sequence of states for a chord sequence. The states are then transformed into a sequence of tonal space coordinates, with associated harmonic functions.

I shall refer to the baseline model as HMMPATH. Unlike the parser, HMMPATH assigns some interpretation to any input sequence, since it is not limited to returning grammatical interpretations.

5.3.6 Aggressive Backoff

The supertagging models described above in section 5.2 used a backoff technique – Katz backoff – to deal with the problem of data sparsity that arises when training higher-order n-gram models. A similar idea can be used as a simple way to deal with the problem of grammar coverage.

The parser fails to find any analysis at all for some inputs. This may happen because the chord sequence uses substitutions or passing chords not covered by the grammar’s lexicon or because the correct analysis is erroneously eliminated by the supertagger’s

or parser's beam. Any attempt at manually expanding the lexicon of section 3.4.2 to reduce this problem is destined to be an uphill struggle. We saw in chapter 4 that the lexical categories used in the corpus annotations follow roughly Zipfian distribution in their frequencies. As the lexicon is expanded, we can expect exponentially more training data to be required to support statistical models such as those discussed above. We must, therefore, consider other ways of dealing with the lexical coverage problem. Recent parsing literature in NLP has explored techniques for learning new lexical entries on the basis of an existing lexicon (for example, Thomforde, 2012). Similar approaches could be applied to expanding the present harmonic grammar, but I shall not consider this any further here. Instead, let us consider how the parser can deal immediately with limitations of the lexicon when it encounters passages it cannot interpret.

The baseline model, HMMPATH, described in the previous section provides just such a possibility. Since the model is not restricted by the grammar to producing well-formed analyses, it can propose at least some analysis for any input, even where data sparsity means that its predictions are ill-informed. The analyses it outputs will in general be of poorer quality than the parser's output, since it does not have the benefit of the hand-specified constraints motivated by music theory that are encoded in the grammar. The backoff technique proposed here, therefore, is to use the baseline model when the parser cannot find any analysis. If the parser succeeds, its analysis is used; otherwise, the analysis of HMMPATH is returned instead.

This method ensures that the system is robust, in the sense that it has full coverage of any input data. However, it is only suitable if the desired output is the tonal space path analysis. If the logical form itself is required (or its dependency graph representation), other similarly motivated backoff models can be imagined, taking inspiration, for example, from the dependency parsing literature. However, I shall not consider any such model here. For this reason, the results from the model including backoff would only be able to be evaluated using a metric based on the tonal space path.

Other more subtle backoff techniques could be considered, but are not explored here. One promising direction for using the present parser in a more robust manner is to make use of partial parses, found by inspecting the chart after a failed parse. A simple technique could be used to fill the gaps, assuming a continuation of the previously established tonal centre or using a local analysis similar to HMMPATH. This approach is a more satisfactory model of human processing: faced with a tonally confusing passage of music, humans have no difficulty in picking up the thread again once a sufficiently clearly interpretable passage is subsequently encountered.

5.3.7 Evaluation

In order to evaluate the harmonic analyses output by the parser, we must be able to compute the similarity of an analysis to that specified in the annotated corpus. I shall propose two metrics to compare analyses and use both in the evaluation experiments that follow.

5.3.7.1 Tonal Space Edit Distance Evaluation Metric

The first metric compares analyses in the form of paths through the tonal space. Section 3.2.7 presented an algorithm to transform a logical form produced by parsing using the grammar into a sequence of points, relative to some arbitrarily chosen start point, through the tonal space. The reason for using an evaluation metric based on the parser's yield in this form is that a notion of tonal similarity is encapsulated in the Manhattan distance metric in the space (Longuet-Higgins & Steedman, 1971). Therefore, two paths through the space that differ only by small divergences denote tonally similar harmonic analyses. It is not clear that such a metric provides a meaningful measure of tonal similarity for radically dissimilar paths, such as between an analysis of, say, the *Basin Street Blues* and of *On Green Dolphin Street*. However, in a comparison between analyses of the *Basin Street Blues* it should provide a meaningful measure of the extent of the divergence.

The tonal space distance metric proposed here is computed as the *edit distance* between two paths: that is, the smallest number of insertions, deletions or substitutions of points on one path required to transform it into the other. Edit distance (also known as *Levenshtein* distance) can be computed using a dynamic programming algorithm described by Wagner & Fischer (1974).

A naive metric of this sort would be unjustly harsh on certain types of errors. For example, if the candidate analysis misinterprets a dominant function chord as a passing chord, it can end up with a cadence one step shorter than the corresponding cadence in the gold-standard analysis. In some circumstances, this can result in the remainder of the path being shifted to a position enharmonically equivalent to the gold-standard analysis. Instead of penalizing the parser just for the deletion of a leftward step, a naive metric will end up marking the whole of the rest of the path as incorrect. A solution is to compare the paths not as a list of coordinates, but as a list of the tonal relations between consecutive chords. We first transform both paths into a list of the vectors between pairs of consecutive points and then apply the edit distance metric to

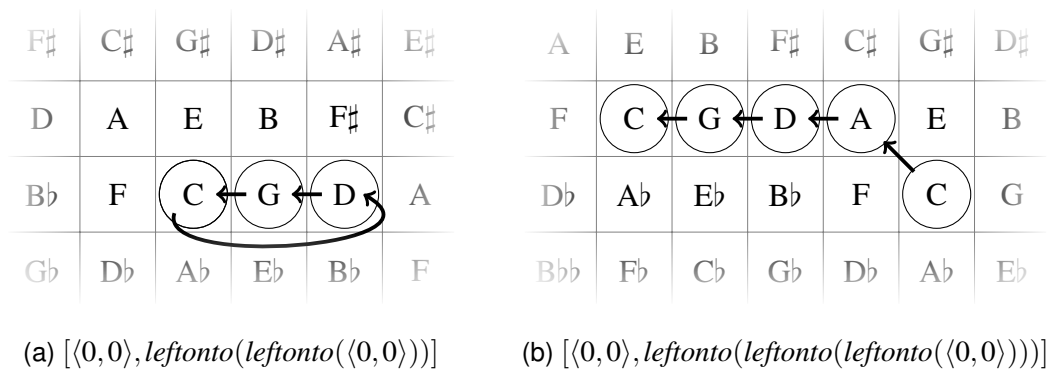


Figure 5.12: The tonal space paths corresponding to two logical forms.

the result. Now the error discussed above will result only in single deletion of a vector (and an incorrect vector preceding it), but the remainder of the path will be recognized as correct.

Consider again the examples from figure 3.2, repeated in figure 5.12. The two paths, expressed as coordinates relative to an arbitrary starting point, are:

(a) $(0,0), (2,0), (1,0), (0,0)$

(b) $(0,0), (-1,1), (-2,1), (-3,1), (-4,1)$

Transformed to vector form, they are:

(a) $(2,0), \underline{(-1,0)}, \underline{(-1,0)}$

(b) $(-1,1), (-1,0), \underline{(-1,0)}, \underline{(-1,0)}$

The underlined sequences can be matched in the computation of the metric.

A further piece of information is included in the parser's output that should be taken into account by the metric. Movements between points can be distinguished as being the result of a dominant resolution, a subdominant resolution, or simply a movement following a tonic chord. The parser's output should be penalized where the correct movement is made with the wrong chord function. For example, the two logical forms (a) $[(\langle 0,0 \rangle), \text{leftonto}(\langle 0,0 \rangle)]$ and (b) $[(\langle 0,0 \rangle), \langle 1,0 \rangle, \langle 0,0 \rangle]$ both result in the same path $[(\langle 0,0 \rangle), \langle 1,0 \rangle, \langle 0,0 \rangle]$, shown in figure 5.13. They are distinguished, however, if we associate each point with its chord function: $[(\langle 0,0 \rangle)^T, (1,0)^{(a)T, (b)D}, (\langle 0,0 \rangle)^T]$. The transformation to vectors associates each vector with the function of the preceding chord. The edit distance can be computed using the algorithm of Wagner & Fischer (1974), with a scoring function that gives a penalty of 1 for a deletion, insertion or

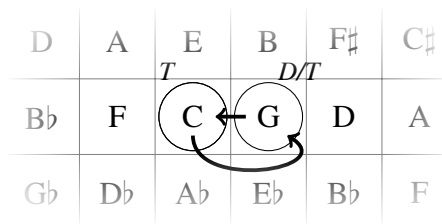


Figure 5.13: The tonal space path corresponding to logical forms $[\langle 0, 0 \rangle, \textit{leftonto}(\langle 0, 0 \rangle)]$ and $[\langle 0, 0 \rangle, \langle 1, 0 \rangle, \langle 0, 0 \rangle]$. Function symbols are included here. Although the shape of the path is identical for the two logical forms, the first treats the second point (V) as a dominant, but the second treats it as a tonic.

full substitution and 0.5 for a substitution in which either the vector or the function is matched, but not the other.

Once the alignment algorithm has found the optimal alignment between the two paths, we can compute the accuracy of the alignment using this scoring system. We report recall R (proportion of points on the gold-standard path matched in the output), precision P (proportion of points in the output matched in the gold standard) and f-score F , the harmonic mean of R and P :

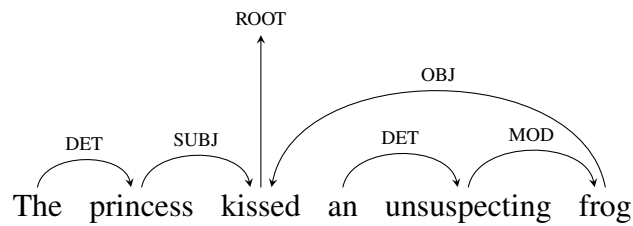
$$F = \frac{2RP}{R + P}$$

I shall refer to this metric between two paths as their tonal space edit distance (TSED).

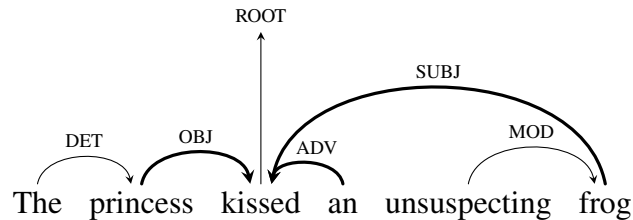
5.3.7.2 Dependency Recovery Metric

Dependency recovery (DR) is a metric used in natural language parsing to evaluate analyses produced by a parser (in particular, a dependency parser, though the metric is not restricted to this type of parser; see, for example, Clark & Curran, 2004b). A dependency graph, such as those in figure 5.14, is produced by the parser for a given input sentence. The parser's performance is evaluated by counting how many of the dependencies in a gold-standard graph are recovered by the parser. For example, the graph in figure 5.14b has correctly identified 50% of the dependencies.

Section 3.2.8 showed how a similar representation can be used to express the tonal relations expressed by the logical forms produced by parsing using the grammar of chapter 3. We can, therefore, use the same evaluation metric to evaluate the harmonic analyses output by a parser as is used in NLP to evaluate dependency graphs. It is worth noting that, whilst the dependency structures evaluated in NLP generally encode



(a) A dependency graph representing the structure of a sentence.



(b) A dependency graph such as a parser might produce for the same sentence, including mistakes (marked by bold arcs).

Figure 5.14: Linguistic syntactic dependency graphs for a short sentence.

syntactic information, those described in section 3.2.8 fully express the information represented in the logical forms, additionally relating it to the specific chords being interpreted.

The experiments below are evaluated using both DR and TSED. An advantage of the DR metric is that it is more sensitive to the parser's performance on recovering long-distance dependencies. A more thorough investigation of recovery of specifically long-distance dependencies would be possible using the same technique, following Rimell et al. (2009). In the experiments below, I report the precision, recall and f-score (see above) of output dependencies matched against the gold standard⁶.

5.3.8 Results

The models are evaluated on the basis of the interpretation to which they assign highest probability. The parser will in general produce a large number of possible interpretations where it finds any interpretation at all. These are ranked by their probability under the probabilistic parsing model and only the most probable is used for evaluation.

⁶ DR is usually reported as a single percentage, since syntactic dependency graphs are typically constrained to contain one dependency per word. Since the present chord dependency graphs may contain chords not attached to any other (repeated chords, passing chords, etc.) the parser's output and the gold standard may have a different number of dependencies, so an f-score metric is used.

<i>Model</i>	TSED			DR			Cov.
	P	R	F	P	R	F	
HMMPATH	77.44	84.87	80.98	—	—	—	100
PCCG	92.29	88.78	90.50	90.25	86.83	88.51	97.37
ST+PCCG	90.18	92.79	91.46	88.22	90.78	89.48	100

Table 5.2: Evaluation of each model’s prediction using 10-fold cross-validation on the jazz corpus. Each model is scored on its TSED and DR, reporting precision (P), recall (R), f-score (F) and coverage (Cov.), all percentages. Since ST+PCCG achieves full coverage, no result is reported for ST+PCCG+HMMPATH. Bold results are significant improvements over the baseline.

All models are trained and tested on the jazz corpus of chapter 4 using 10-fold cross-validation. A timeout is imposed for individual parses of five hours of CPU time. Table 5.2 reports the results combined from all partitions, evaluated against the gold-standard interpretation using both TSED and DR⁷. Three systems are compared. The HMMPATH model is used as a baseline. The PCCG parser is evaluated on its own, without a supertagger and using the best supertagging model of those that were evaluated in section 5.2, BESTNGRAM, with the AST algorithm (ST+PCCG). Since ST+PCCG achieves full coverage, there is nothing to be gained by backing off to HMMPATH in this experiment, in the manner suggested in section 5.3.6. Similarly, PCCG has almost full coverage.

Differences between systems are tested for statistical significance using Dan Bikel’s stratified shuffling test⁸, with 100,000 random shuffles of the results from individual chord sequences. Results are reported as statistically significant below $p = 0.05$. Results significantly different from the baseline are marked in bold in table 5.2. All results for PCCG and ST+PCCG are significantly different to the baseline, with the exception of PCCG’s recall. Evaluated by TSED, there is a significant difference between the precision of PCCG and ST+PCCG, but not their f-scores. Evaluated by DR, the difference in recalls is significant, but again not their f-scores.

⁷ Granroth-Wilding & Steedman (2012b) reported a slightly different set of results from the same experiments carried out with a subtly different model and different beam parameters. The experiments reported here match more closely the experiments of Hockenmaier (2003) and use the beam settings determined in section 5.3.4.4.

⁸ <http://www.cis.upenn.edu/~dbikel/software.html>, accessed Oct 2012.

Model	Mean	(std. dev.)
HMMPATH	0:03	(0:01)
PCCG	34:17	(75:23)
ST+PCCG	9:22	(33:32)

Table 5.3: Average CPU time taken to parse per input sequence, all given in minutes and seconds.

HMMPATH achieves low precision but relatively high recall. The biggest difference between HMMPATH and the parsing models is in their precision scores, reflected in the overall f-score. Nevertheless, it is clear that HMMPATH can serve as a good baseline for the task. Using the parsing model with or without a supertagger (PCCG or ST+PCCG) results in the best performance, with no significant difference between their overall accuracy, measured by either metric. However, when the supertagger is used (ST+PCCG), parsing times are dramatically reduced (as shown below), since the parser must now consider far fewer lexical categories for each chord. ST+PCCG also achieves full coverage. Little can be read into this, since the difference is only two chord sequences: one failed under PCCG because the parse took too long, the other because no full parse survived the beam.

Table 5.3, which reports the average parse time per sequence for each of the experiments, shows that the supertagger succeeds in greatly speeding up the parser whilst the overall accuracy is not hurt⁹. In fact, there is a slight improvement, most likely as a result of the increased coverage when using the supertagger.

5.4 Discussion and Conclusion

Table 5.2 shows that ST+PCCG and PCCG produce high-precision results. This is because, unlike the baseline HMMPATH, they can only produce results that are permitted by the grammar and fail when they can find no such result. The corpus used here for training and evaluation includes only sequences to which it was possible to assign a harmonic interpretation using the grammar. The results reported for the models that use the grammar are, therefore, higher than would be expected on real-life chord sequences. If the parser were applied to a larger test set covering a less constrained mu-

⁹ Each parse job was run on a 2.6GHz AMD Opteron 6212 CPU.

sical domain, it would suffer from lack of coverage. The use of HMMPATH as backoff, as discussed in section 5.3.6, would reduce the model's precision slightly, but improve its recall. The resulting ST+PCCG+HMMPATH model is robust in that it is guaranteed always to produce some tonal space interpretation.

The three key conclusions to draw from these results are as follows. Firstly, they show that HMMPATH is a reasonable model to use as a baseline for the task and to back off to when no grammatical result can be found. Experiments on a larger data set would without doubt suffer more severely from a lack of coverage and HMMPATH could be used as suggested here or in a less aggressive form of backoff. Secondly, the results show that the use of a grammar to constrain the interpretations predicted by an HMM improves substantially over the purely short-distance information captured by the baseline HMMPATH model. Finally, they show that the use of the AST algorithm with a simple Markovian supertagging model succeeds in speeding up the parser by a large factor, with no reduction in accuracy. This can be seen as using a Markovian model to suggest some interpretations of the chords, but building the final analysis by enforcing the structural constraints encoded in the grammar. Although this stratagem is not essential for the present task, it is likely to be important for tasks requiring larger models or relying on accurate parsing under time constraints, when the gain in speed offered by supertagging will be critical.

Parsing Note-Level Performance Data

6.1 Introduction

In the previous chapters, I have considered the task of harmonic analysis from the point of view of inferring the harmonic structure underlying a chord sequence. The reason for approaching the analysis from this level of abstraction, rather than analysing some representation of all the notes of a performance or an audio signal, lay rather in the benefit of breaking a difficult analysis task down into smaller, more manageable subtasks than in a belief that this type of chord sequence is fundamental to a description of the harmonic analysis performed by human listeners. Indeed, certain aspects of the grammar, such as some of the lexical entries, exist largely to deal with the fact that the chord sequences are transcribed with practical considerations of performance in mind, which are of no relevance to the harmonic analyser.

Nevertheless, chord sequences are a useful abstraction with which to begin the construction of a harmonic analysis technique. They provide a form of the musical surface which is already divided into units that roughly speaking correspond to the primitive units of harmonic analysis¹. The results of the experiments in the previous chapter

¹ Exceptions include the consecutive repetition of a chord label with a changed type, but the same root and function (for example $C\flat^7$ C^7) and the repetition of a chord label for the performer's convenience if it spans multiple lines.

demonstrated that, at this level of abstraction at least, statistical parsing techniques adapted from NLP can be used quite successfully to replicate human decisions in the analysis of harmonic structure. There is good reason to believe that the same approach is also applicable to harmonic analysis of less abstract input. Any technique for harmonic analysis of the notes of a performance, for example, must segment the stream of notes into units over which an analysis can be defined. These units, like the textual labels taken as input to the parser in the previous chapter, are called *chords* and, although there is not a one-to-one relationship between the two, a similar syntactic analysis will serve to infer a structural interpretation.

An automatic analysis of performance data, note-level score data or an audio signal is an interesting application of the parsing techniques for two reasons. Firstly, it is closer to the task that a human listener performs when listening to a piece of music. To understand the structure of the music, they must recognize where the underlying chords change and analyse (unconsciously) the tension-resolution relationships between these units. Secondly, a system that can perform this task is likely to be more useful in practical applications than the chord-input parser, for example, in MIR systems (de Haas et al., 2012).

Moving from chord sequence input to note-level information introduces many difficult problems and it is beyond the scope of this thesis to explore solutions to all of them. For instance, I have up to now ignored the relationship between metrical and harmonic structures, but it is clear that metrical structure plays a role for a human listener in some aspect of harmonic analysis. The aim of this chapter is to show, by demonstration of some simple techniques, that the approach to harmonic analysis presented in previous chapters can be extended to analysis of performance data. Some of the added problems will be sidestepped and left for future work. Indeed, many of them have been approached as tasks in their own right. There is a body of literature, for example, devoted to models of metrical structure (Longuet-Higgins, 1976; Lerdahl & Jackendoff, 1983; Cemgil et al., 2000; Raphael, 2002; Temperley, 2007; van der Weij, 2012). The approach below, therefore, makes some simplifying assumptions that permit an initial approach to the task. The models described in this chapter operate on performance data represented at the level of keyboard notes in a symbolic, electronic format. However, the same ideas could be used to extend the system to analysis of audio data, with the result of introducing extra noise into the models.

Some of the models and experiments described in this chapter have previously been presented by Granroth-Wilding & Steedman (2012a).

6.2 Data Representation: MIDI

MIDI (Musical Instrument Digital Interface, MIDI Manufacturers Association, 1996) is a digital representation of the notes of a musical performance. It was originally designed for sending instructions between electronic musical instruments. The instructions, or *events*, can be stored in *MIDI files* in the form of a stream of events, each associated with a time. It can be produced by recording events as they are played on an instrument or by generating a list of events directly from an electronic representation of a score. The format of a MIDI file is standardized and included in the specification of the MIDI protocol.

The events of a MIDI stream may include a wide variety of information besides the notes played: the instrument type, changes in dynamics, even changes to the tuning of the instrument. At its simplest, MIDI data is just a stream of note onset and note offset events, specifying times when played notes begin and end.

MIDI provides a useful symbolic representation of musical performances in which to take input to a harmonic analysis system. It has the benefit of being a widely accepted data format in which recorded and score-generated performances are readily available.

6.3 Adding MIDI to the Jazz Corpus

The corpus described in chapter 4 contains chord sequences annotated with grammatical analyses, used as training and testing data for supertagging and parsing models. In order to develop note-level models of performances, a similar dataset made up of MIDI files is required. The laborious process of annotating the MIDI data with grammatical analyses can be avoided by using MIDI performance data for the same songs as are already in the corpus.

MIDI files are readily available on the web, but they are of widely varying quality and few reliable sources of high-quality files exist. I have extended the jazz chord corpus with MIDI files by first automatically collecting a large number of MIDI files from several websites that have a good coverage of the domain and then filtering them. The collection process searched several specialized MIDI search engines, downloading files for all results. The retrieved set was filtered both automatically, to remove duplicates, and manually, to remove poor quality files or performances of the wrong song. The automatic filter compared the files pairwise to identify exact duplicates and

duplicates with only small modifications (it is common to redistribute files, for example, with just the instrumentation changed). The resulting set contained roughly 350 files.

The models described below require some additional information about the MIDI files. They assume that the performance is metronomic: that is, that the performer has played with a metronome (or drum backing) during the recording and that the metronome beat can be recovered from the MIDI data. Fortunately, this assumption holds for many of the MIDI files collected from the web. The models require further that they know where the barlines occur relative to the metronome beat – in other words, that they know the time signature. If a MIDI file is metronomic, it need only be annotated with the length of a bar expressed in terms of metronome beats and the start time relative to the start of the MIDI file of the first bar. It is then trivial to divide the whole file into metrical units, such as bars.

Using the evaluation metrics described below in section 6.4.4, a parser that takes input in the form of a MIDI file can be evaluated against the harmonic analysis of the chord sequence for the same song already in the corpus. Jazz performances typically involve playing the song’s melody once through (the *head*) and then repeating the chord sequence many times with improvised melodies. In order for the analysis of the MIDI data to be comparable to the gold-standard analysis, either the parser must detect this repetition and produce an analysis of the repeated chord sequence or the input must have been cut so that it includes only the head. The former approach is beyond the scope of this project, so MIDI inputs cut down to just the head are evaluated. The experiments below use a set of the MIDI files which have been cut to contain only the head and annotated with the metrical information. The set consists of 41 MIDI files.

6.4 Pipeline Approach

6.4.1 Chord Recognizer as a Frontend to the Supertagger

A simple first step towards a system for parsing MIDI input is to apply a strict pipeline approach that incorporates the chord-input parser of the previous chapter. First, a model is used to choose a single sequence of chord labels from the MIDI input. I shall refer to this component of the system as the *chord recognizer*. The parser and supertagger can then be used without modification to analyse the chord sequence as before.

There is good reason to expect such a naive approach to give poor results. The interpretations of the chord-based parser are severely constrained by the input chord sequence. In some cases, it is unable to find any analysis of a particular input. Therefore, if the chord recognizer does a bad job of segmenting and labelling the MIDI data, the parser will be forced to produce a poor analysis, or no analysis at all. To ensure that the chord sequence supports a meaningful analysis, the chord recognizer would need to be able to take into consideration aspects of the harmonic structure like key (with potential modulation) and cadence structure – exactly the structures the parser is designed to capture. What is more, it is not clear that the sort of chord labels that are designed primarily with a performer’s interests in mind, are a useful intermediate level of representation between the MIDI data and the analysis. Despite these objections, this approach is an obvious starting point for the task of parsing from MIDI input, since it is a straightforward extension to the models already presented.

The task of automatic chord recognition² has been extensively studied, but has most often been tackled as the task of inferring chord labels from an audio signal (among others, Sheh & Ellis, 2003; Ni et al., 2011; Harte & Sandler, 2005). Rather than devising a new model for MIDI-based chord recognition, it is possible to adapt a recent high-performing, audio-based model to the task. Ni et al. (2011) present an HMM-based model for audio chord recognition. The MIDI model used here is based on this and substitutes the emission distribution of their HMM, defined over frequency bands corresponding to pitch classes, with a similar distribution over pitch classes as represented in the MIDI data. Each state encodes three pieces of information: the current key K_i , the root of the current chord CR_i and the type of the current chord CT_i . The original model also encoded the bass note, linked by the emission distribution to a low frequency range. The present model does not include this, since it is not a trivial task to decide which notes in the MIDI data should be considered bass notes, and because including it increases the number of model parameters that must be trained, which is likely to have a negative effect when training on a small dataset.

The notion of tonality captured by the present model as K is in fact more local than what would usually be meant by key. It corresponds to the resolutions of cadences that are expressed in the formal language of chapter 3, which include brief tonicizations as well as longer-term modulations to a new key.

² I use the term *chord recognition* to refer to the extraction of chord labels, of the sort taken as input to the system of the previous chapter, from performance data. The harmonic analysis performed by the parser could also be thought of as a sort of chord recognition, explicitly representing the structured relationships between chords. There exists a variety of forms of analysis between the two (see, for example, Raphael & Stoddard, 2004).

The transition and emission distributions are constrained in certain ways. The transition distribution is defined as:

$$P_{tr-cr}(K_i, CR_i, CT_i | K_{i-1}, CR_{i-1}, CT_{i-1}) = P_{tr-cr-rt}(\delta(CR_i, K_i), CT_i | \delta(CR_{i-1}, K_{i-1}), CT_{i-1}) \times P_{tr-cr-key}(\delta(K_i, K_{i-1}))$$

The chord root is taken relative to the key (using δ , as defined in section 5.2.2.1) and the chord root and type are conditioned only on the previous chord root and type. Key transitions are modelled independently and are taken relative to the first key.

The emission distribution treats the MIDI notes as a *bag of notes*: each is emitted independently, conditioned on the chord root and type of the state, but ignoring the key. The distribution is defined as:

$$P_{em-cr}(\mathbf{n} | CR_i, CT_i) = \prod_{n \in \mathbf{n}} P_{em-cr-nt}(\delta(n, CR_i) | CT_i)$$

The pitches of the notes \mathbf{n} are taken relative to the current chord's root and the emission distribution for each note is conditioned only on the chord type.

An HMM can be trained in an unsupervised fashion – using data without annotation of the correct state labels – with the EM algorithm (Rabiner, 1989). The parameters of the transition and emission distributions are initialized crudely, potentially by supervised training on a small dataset, and the model's parameters are retrained on a large unlabelled dataset by an iterative algorithm that is guaranteed to increase the likelihood with which the model predicts the training data. In the present case, the transition distribution is initialized by maximum likelihood estimation over the chord sequences in the jazz chord corpus, with chords repeated in proportion to their length. The necessary key information is extracted from the annotated harmonic analyses. The emission distribution is initialized by assigning an equal, arbitrarily chosen high probability to each of the notes in the chord (for example 0, 4, 7 and 11 for the chord type C^{M7}) and a low probability to any other notes. The model is then retrained using EM over the entire set of MIDI files.

The HMM can produce a single best chord sequence for a MIDI file using the Viterbi algorithm (Viterbi, 1967) to find the most probable sequence of states and extracting chord labels from this (CR and CT). Repeated states are merged into a single chord label, since self transitions signify a continuation of the same chord.




Figure 6.1: A lattice containing multiple proposed chord labels for each time division. Each label has an associated probability, not represented here. The supertagger must take into account that repeated identical chords on a path through the lattice represent a continuation of a single chord, but that an alternative path may use a subsequence of the repeated chords, as demonstrated by the two marked paths and not merge them.

6.4.2 Supertagging a Chord Lattice

Instead of committing fully to a chord sequence that may render the parser unable to find an analysis, an alternative approach attempts to allow the parser to take advantage of some of the uncertainty represented by the probability model of the chord recognizer. The same chord recognition model is used again, but, instead of producing a single best chord sequence, it outputs a *weighted lattice*. The lattice represents multiple possible chord labels for each time segment, each with an associated confidence³. The supertagger component of the parser is adapted as described below to take input in the form of a lattice and proposes categories to the parser following the AST algorithm as before. The supertagger is thus able to make use of labels that the recognizer considered reasonably probable, but that were not on the most probable sequence found by the Viterbi algorithm.

The HMM chord recognizer described above can produce a lattice by computing state occupation probabilities for each timestep with the forward-backward algorithm (Rabiner, 1989), as during the decoding of the n-gram supertagger in section 5.2.2.1. The lattice is limited to contain only the states with a probability above a fixed fraction of the highest probability state for that time step – the same technique used to apply a beam to the supertagger in section 5.3.4.4.

³ The lattices used here are closely related to lattices produced by automatic speech recognition systems (for example, Ljolje et al., 1999).

Figure 6.1 shows an example of a lattice stretching over several timesteps. When a single chord sequence was decoded from the chord recognizer, repeated chords were treated as a continuation of the same chord. The lattice-based supertagger must do the same for paths through the lattice that result in repeated chord labels, but still allow for all possible paths through the lattice. For example, two possible paths are marked on figure 6.1. The solid path results in the chord sequence C^{M7} Am $C\circ^7$, the dotted path Em Am $C\circ^7$. However, the solid path remains on Am for three timesteps, but the dotted one only two. Furthermore, two alternative chords labels may result in the same category. For example, in timestep 4 the lexicon will permit the same category to be assigned to B^{7b9} and $C\circ^7$ (by the Dom and Dim-III schemata respectively). One possible sequence of categories resulting from the dotted path, therefore, involves the continuation of this category from timestep 4 to 5. To capture this, the supertagger must handle the continuation of chords after proposing categories, rather than at the level of the chord lattice.

The n-gram supertagging model of chapter 5 can be adapted to assign categories to a chord lattice, instead of a single chord sequence, by the following simple modification. In section 5.2.2.1, the transition and emission distributions of the supertagging model were defined as:

$$P_{tr-st}(Sch_i, SR_i | Sch_{i-n+1, \dots, i-1}, SR_{i-n+1, \dots, i-1}) = P_{tr-sch}(Sch_i | Sch_{i-n+1, \dots, i-1}) \times P_{tr-rt}(\delta(SR_i, SR_{i-1}) | Sch_i)$$

$$P_{em-st}(CT_i, CR_i | Sch_i, SR_i) = \begin{cases} P_{em-tp}(CT_i | Sch_i) & \text{if } CR_i = SR_i \\ 0 & \text{o/w} \end{cases}$$

Each state represents a schema Sch_i and a root SR_i . Emissions are treated as a chord type CT_i and root CR_i . The emission probability is 0 wherever the state's root does not match the chord's root. A supertagger for a chord lattice can be constructed by modifying the emission distribution so that it emits a set of chords (types and roots). The emission distribution then becomes:

$$P_{em-lat}(CT_i^0, CR_i^0, \dots, CT_i^C, CR_i^C | Sch_i, SR_i) = \sum_{c=0, \dots, C} P_{em-st}(CT_i^c, CR_i^c | Sch_i, SR_i) \times P_{lat}(CR_i^c, CT_i^c | M)$$

$P_{lat}(CR_i^c, CT_i^c | M)$, the probability of a chord label with the MIDI input data M , is obtained from the chord recognizer's state occupation probabilities, computed by the forward-backward algorithm. This has the effect of weighting the probability of each chord by the confidence that the chord recognizer had in the chord label, resulting in a weighted average of the chords in the lattice at each timestep. Note that the matrix

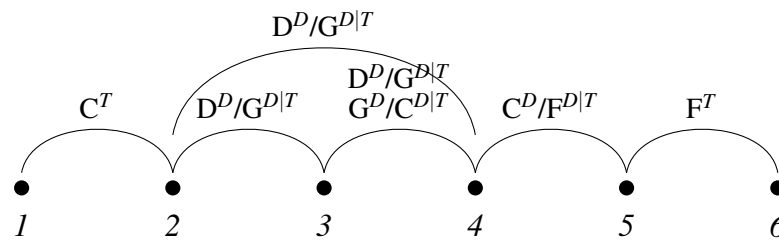


Figure 6.2: Consecutive identical categories added to the chart by the supertagger are combined into a single span, as in the case of the two $D^D/G^D|T$ s. The individual categories are retained. This example demonstrates why: if the shorter $D^D/G^D|T$ on (2,3) had been removed when that on (2,4) was added, it would not be possible to interpret the full extended cadence.

of state occupation probabilities of the chord-input supertagger was sparse, since only one twelfth of the states could have a non-zero probability. An implementation of the state occupation computation could take advantage of this to reduce the number of transitions it need consider. Now, however, the alternative chords in the lattice may have different roots, resulting in a non-zero probability for more of the states.

As before, the supertagger is decoded to get a lattice of possible categories based on its state occupation probabilities. This lattice contains a set of possible categories for each time division of the input MIDI file. The parser's chart is defined over this length of input.

The AST algorithm proceeds as before, with an additional step added to deal with the combination of consecutive identical categories into a single span. At each iteration of the algorithm, a new set of possible lexical categories is added to the chart. The supertagger keeps track of the categories it has already added and, wherever it adds a category adjacent to an identical lexical category, another category is added covering the combined span. The separate spans originally added are not removed from the chart, since the parser may be able to find an interpretation using one of them on its own that would have been impossible using the combined larger span. Figure 6.2 gives an example of a case in which it is important to keep a shorter span in the chart when consecutive categories are combined. When a combined span is added to the chart, the same check is carried out again recursively to combine it with any identical categories adjacent to it.

Now that the surface form is MIDI data, the inside probability of a lexical category added to the chart is the probability of the time segment of the MIDI data given the category, $P_{lex}(\mathbf{n} | Sch_i, SR_i)$, where \mathbf{n} is the notes of the input (making the same bag-of-

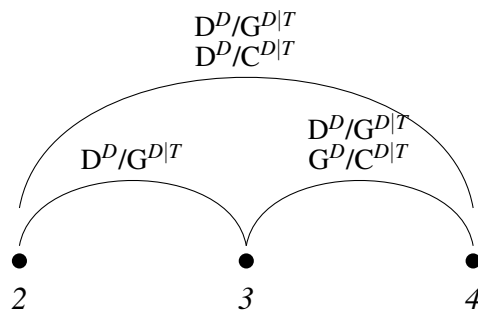


Figure 6.3: Part of the chart shown in figure 6.2. This chart also includes the category added to the span (2,4) by composition of $D^D/G^D|T$ and $G^D/C^D|T$.

notes assumption as the chord recognizer). This can be estimated using a combination of the emission distributions of the supertagger and the chord recognizer:

$$P_{lex}(\mathbf{n}|Sch_i, SR_i) = \sum_{c=0, \dots, C} P_{em-st}(CR_i^c, CT_i^c | Sch_i, SR_i) \times P_{em-cr}(\mathbf{n} | CR_i^c, CT_i^c)$$

For each chord in the lattice, the supertagger's emission distribution gives the probability of that chord label conditioned on the state. This is multiplied with the probability from the chord recognizer's emission probability: the probability of the observed MIDI notes conditioned on the chord label. The probability is summed over the chords in the lattice.

Inside probabilities must also be associated with categories resulting from combinations of adjacent identical categories. Consider again the categories in figure 6.2, repeated in part in figure 6.3. The $D^D/G^D|T$ categories on spans (2,3) and (3,4) have inside probabilities computed as above. They are combined to produce the same category for the span (2,4) and this too requires an inside probability. An obvious strategy would be to give it the product of the probabilities of the combined categories. However, this gives too high a probability to the category when compared to a category on the same span produced by rule applications – $D^D/C^D|T$ in the example, which was produced by composition of $D^D/G^D|T$ with $G^D/C^D|T$. The inside probability of this category has been computed as the product of not only the two lexical categories, but also the probability of their combination in a rule application (see the derivation model of section 5.3.4). The more consecutive identical categories are combined, the greater an advantage these will have over categories on the same span produced by rule applications.

The model penalizes inside probabilities of categories produced by combining identical rules proportionally to the number of nodes that there would have been in

a derivation tree that produced a category on the same span by binary rule applications. This number is the n^{th} triangular number, where n is the width of the span. The n^{th} triangular number is given by the binomial coefficient $\binom{n+1}{2}$. The penalized inside probability for a span with lexical probabilities L is computed as:

$$\left(\prod_{p \in L} p\right)^{\binom{|L|+1}{2}}$$

In the example in figure 6.3, the span (2,4) requires the 2^{nd} triangular number, 3. The penalized probability is the product of the two lexical probabilities raised to the power of 3. This strategy has the effect of scaling the probabilities of combined categories to approximately the same order of magnitude as others in the same cell of the chart.

6.4.3 HMM Baseline

The HMM baseline model HMMPATH, described in section 5.3.5, can be adapted to assign a tonal space interpretation to MIDI data in the same way as the supertagging model was above. As with the supertagger, experiments are run under two scenarios: *pipeline*, in which the input to HMMPATH is the single best chord sequence given by Viterbi decoding of the chord recognizer, and *lattice*, in which HMMPATH takes account of multiple weighted chord labels from the chord recognizer.

The emission distribution of HMMPATH was defined in section 5.3.5 as:

$$P_{em-hp}(CT_i, CR_i \mid sub_i, block_i, fun_i) = P_{em-hp-root}(\delta(CR_i, sub_i) \mid fun_i) \times P_{em-hp-type}(CT_i \mid \delta(CR_i, sub_i), fun_i)$$

In the lattice case, the emission distribution of HMMPATH is adapted, as the n-gram supertagging model's was, to allow it to take account of all the suggested chord labels and the chord recognizer's confidence in each. The emission probabilities are averaged over each of the chords in the lattice, weighted by the chord recognizer's confidence in the chord label:

$$P_{em-hp-lat}(CT_i^0, CR_i^0, \dots, CT_i^C, CR_i^C \mid sub_i, block_i, fun_i) = \sum_{c=i, \dots, C} P_{em-hp}(CT_i^c, CR_i^c \mid sub_i, block_i, fun_i) \times P(CT_i^c, CR_i^c \mid O)$$

Once again, the probability $P(CT_i^c, CR_i^c \mid O)$ is obtained from the chord recognizer's state occupation matrix. The decoding process is identical to the use of the model for chord sequence interpretation.

6.4.4 Evaluation

In chapter 5, the chord-input parser was evaluated using two metrics: TSED and DR. The midi-input parser can be evaluated using both of these metrics, though the latter requires some modification. The analysis produced by the parser is evaluated by comparing it to the gold-standard analysis of the same song from the corpus. Since the analysis in the corpus was defined over the chord sequence and not the specific performance, it is possible that it is not quite the same as a gold-standard analysis defined over the performance data would be: the performer may, for example, have played from a slightly different chord sequence or elaborated or simplified the harmony. However, most such changes will not have a great effect on the analysis and some, like chord substitution, will not affect it at all. It is reasonable to assume that the gold-standard chord sequence analysis is at least a close approximation to a gold standard for the performance data.

The TSED metric over paths through the tonal space can be used without modification to evaluate the output of a MIDI-input parser, since it can be used to compare any two analyses, regardless of the input that they analyse. The DR metric, however, is not directly applicable.

6.4.4.1 Evaluating DR without Token Alignment

Because the parser incorporates the task of chord segmentation, it is not possible to evaluate its DR directly against the gold standard. This same problem exists for evaluation of any system that performs segmentation of its input as a part of the analysis process. Examples from NLP include a parser that incorporates automatic speech recognition to provide an analysis of spoken input; and a parser for languages that require morphological segmentation (Tsarfaty et al., 2012). The MIDI parsing task, then, requires an evaluation metric that can measure the similarity between the structure and arc labels of two dependency graphs without knowing beforehand the alignment between their nodes.

One suitable metric can be thought of as an optimized version of the DR metric. It first finds the alignment between the nodes of the parser's dependency graph and the gold-standard graph that maximizes the number of dependencies recovered and then uses that to compute the precision and recall of DR. Additionally, for the present task, the key of the MIDI-encoded performance is unknown and may not necessarily be the same as the key of the sequence in the corpus. The metric, therefore, computes

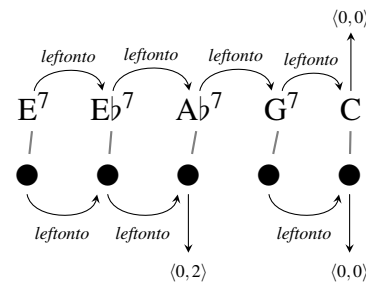


Figure 6.4: Correct and maximal alignment between a gold-standard dependency graph sequence and a system's output for MIDI data of a performance. The system has misinterpreted the tritone substitution $A\flat^7$ as a tonic resolution. It has correctly identified the rest of the extended dominants (*leftonto*) and the final tonic resolution, which the metric gives it credit for.

the optimal alignment for each of the 12 possible transpositions of the analyses (that is, transpositions of the tonic labels) and chooses the one which maximizes DR. The resulting metric is called optimized dependency recovery (ODR).

The reason for finding the optimal alignment is that, given that the true correspondence between the chord labels and times in the unsegmented input is unknown, the metric must give the system credit for any parts of the dependency graph that *can* be matched. Such a metric can be expected to overestimate the performance of the system in some cases, as shown below, but will never underestimate it.

Figure 6.4 shows an alignment between two analyses of an extended cadence, the gold-standard analysis on top and an analysis such as might be output by a MIDI parser underneath. Chord symbols are shown only for the gold-standard analysis, since the nodes of the graph of the parser's output correspond to segments of MIDI data. Despite this, it is possible to see at a glance the mistake the parser has made: it has treated the third chord as a tonic resolution of the preceding dominant. Using the optimal node alignment to evaluate ODR gives the parser credit not only for the last dominant and tonic, but also for the first two dominant relations, which it correctly identified.

Figure 6.5 shows two possible alignments between a gold-standard dependency graph for a chord sequence and one that might be output for a system processing a MIDI file for the same song. The correct alignment of the MIDI data with the chord sequence is unknown. The system has segmented the Dm^7 chord too finely and interpreted it as several extended dominants (the first three *leftontos*). It has treated the A^7 , D^7 and G^7 as tonics. Figure 6.5a, therefore, shows the correct alignment between the nodes of the graphs. However, since information about the chords played in the MIDI

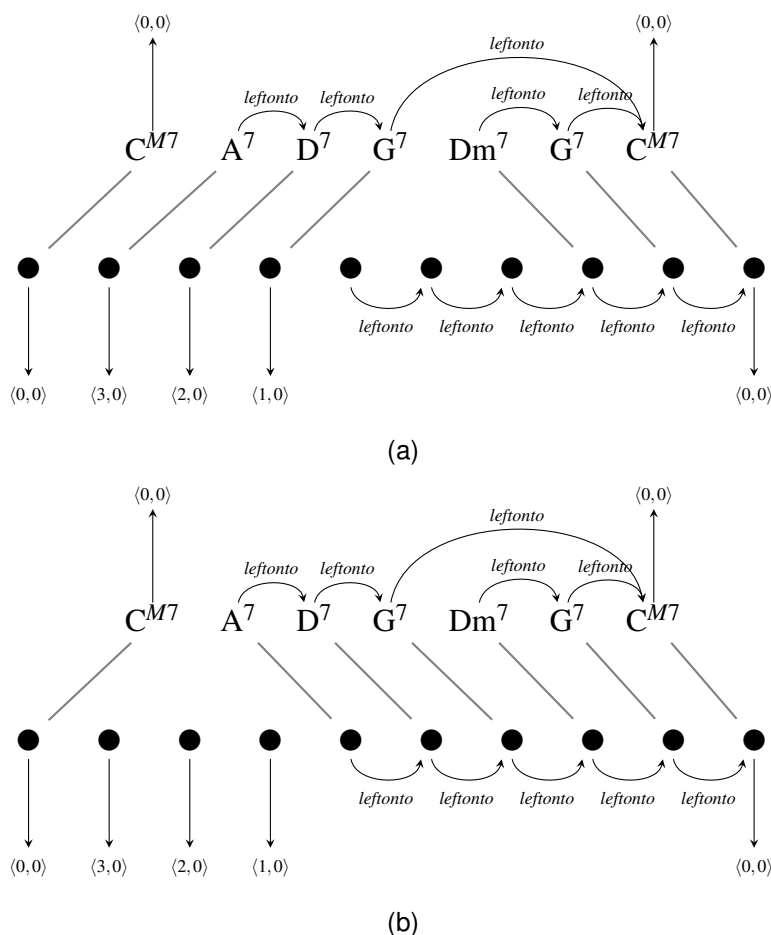


Figure 6.5: A gold-standard dependency graph for a chord sequence and a poor interpretation that might be output by a system for a MIDI file of the same song. If the correct alignment of the MIDI data with the chords were known, the node alignment in (a) would be used. The optimal alignment, in (b), overestimates the accuracy.

file is not known, the ODR metric must give the parser full credit for any structure that can be aligned. In this case, the metric overestimates the system's performance by assuming the optimal alignment, shown in figure 6.5b

In the following sections, I present an algorithm to find the optimal node alignment between two dependency graphs and then an experiment that shows that, at least for this task, the metric is reasonable.

6.4.4.2 Alignment Algorithm

Algorithm 4 computes the alignment of the nodes of two dependency graphs that maximizes their shared dependencies, whilst preserving the linear order of their nodes. It

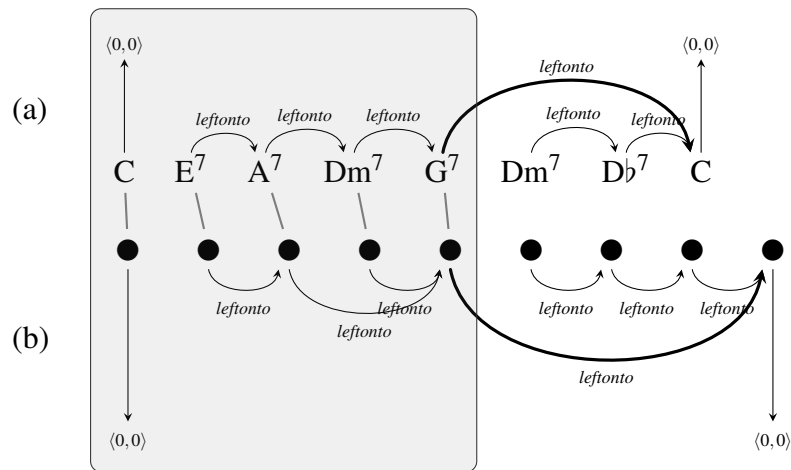


Figure 6.6: Alignment of a subsequence of nodes. The algorithm must keep track of multiple alignments of the current subsequence (grey box), since its score depends on later node alignment. The alignment shown contains three matched dependencies, but may permit one more (thick lines) if the final nodes of (a) and (b) are aligned.

is based on Wagner & Fischer's (1974) algorithm, which computes the *Levenshtein distance*, or *edit distance*, between two strings by finding a minimal sequence of edits (deletions, insertions, substitutions) that transforms one string into the other.

The edit distance algorithm uses dynamic programming to compute the optimal alignment efficiently. It uses the observation that the optimal alignment of the first i characters of a string S_0 , written $S_0\langle 1 : i \rangle$, with the first j characters of S_1 , $S_1\langle 1 : j \rangle$, can be found by the following procedure. The optimal alignments are found between $S_0\langle 1 : i - 1 \rangle$ with $S_1\langle 1 : j \rangle$, $S_0\langle 1 : i \rangle$ with $S_1\langle 1 : j - 1 \rangle$ and $S_0\langle 1 : i - 1 \rangle$ with $S_1\langle 1 : j - 1 \rangle$. Then the alignment is picked that has the smallest cost after the insertion of $S_1(j)$, the deletion of $S_0(i)$ or the substitution of $S_1(j)$ for $S_0(i)$, respectively. After each choice, only the optimal alignment and its score need be stored, since any alignment including a non-optimal alignment of subsequences could be improved by using the optimal one.

A similar procedure solves the present node alignment problem. In this case, we cannot throw away all but the optimal alignment of subsequences of nodes, since those choices could affect not only the score of the sub-alignment, but also the score available to later alignments, since it may align one end of a dependency whose other end falls outside the subsequence. In the example in figure 6.6, the choice of whether to use the particular alignment in the grey box affects not just the score of the subsequence itself, but the score of aligning the final nodes, due to the dependencies passing the right edge of the box (marked by thick lines).

The basic outline of the Wagner-Fischer algorithm can be used to compute all possible alignments for every pair of subsequences. This gives us a strategy for exploring every possible node alignment – an approach with exponential complexity, since the number of possible alignments is $\frac{(m+n)!}{m!n!}$, where m and n are the numbers of nodes in the two dependency graphs. However, it need not explore every possibility: although multiple possible subsequence alignments must be kept, we can throw away many of the sub-alignments on the basis that they can never form a part of the overall optimal alignment.

For any subsequence alignment L_0 , such as the grey box in figure 6.6, the subsequence contributes to the overall score at least the number of dependencies already matched, $matched_{L_0}$ (three, in this case). It could also permit the matching of $cand_{L_0}$ further dependencies – those crossing the right border (one here). If an alternative alignment L_1 of the same subsequences has $matched_{L_1}$ and $cand_{L_1}$ such that $matched_{L_1} + cand_{L_1} \leq matched_{L_0}$, it can be discarded: any full alignment containing the alignment L_1 would achieve at least the same score using L_0 instead, without placing any constraints on the alignment of the nodes that follow.

The full algorithm is shown in algorithm 4. For each possible alignment $a \leftrightarrow b$ between the a^{th} node of A and the b^{th} node of B , the table $D[a, b]$ stores a set of pairs $(matched, cand)$, each representing a particular alignment of the nodes up to A_a and B_b that ends with A_a aligned with B_b . $matched$ stores the number of dependencies matched within the aligned subsequences and $cand$ a bag of pairs (i, j) representing future node alignments that would result in a matched dependency⁴. T , as in the edit distance algorithm, stores a trace of the last operation (deletion, insertion or alignment) that led to each alignment represented in D . In addition to pointing to the relevant cell of D (up, left or diagonally), it must also specify the index of the relevant alignment pair within the cell. The tables are filled in a similar way to the edit distance algorithm. Lines 15 and 16 create a list of all the node pairs which, if aligned, will cause dependencies from a and b to match. The first term (line 15) collects pairs of nodes which have similarly labelled arcs pointing to the pair currently being aligned. The second (line 16) collects pairs with similarly labelled arcs from the current pair. Lines 23–25 prune out of $D[a, b]$ any alignment candidates whose maximum possible score, including dependencies that might be matched by later alignments, $(matched_k + |cand_k|)$ is less than the score $matched_{maxk}$ already reached by another alignment.

⁴ Note that $cand$ could contain the same node pair multiple times, since multiple dependencies may attach to the same node.

Algorithm 4: *nodealign*(A, B) – optimal node alignment algorithm

```

1  roots  $\leftarrow \{(a, b) \mid \forall a, b. \exists lab. ((a \xrightarrow{lab} \text{ROOT}) \in A \wedge (b \xrightarrow{lab} \text{ROOT}) \in B)\}$ 
2  for  $a \leftarrow 0, |A| - 1$  do  $D[a, 0] \leftarrow \{(0, \emptyset)\}$ 
3  for  $b \leftarrow 1, |B| - 1$  do  $D[0, b] \leftarrow \{(0, \emptyset)\}$ 
4  for  $a \leftarrow 1, |A| - 1$  do
5      for  $b \leftarrow 1, |B| - 1$  do
6           $D[a, b], T[a, b] \leftarrow \emptyset$ 
7          for  $(matched_k, cand_k) \in D[a - 1, b]$  do
8               $cand' \leftarrow$  remove all  $(a, x)$  from  $cand_k$ 
9              add  $(matched_k, cand')$  to  $D[a, b]$ 
10             add  $(\ominus, k)$  to  $T[a, b]$ 
11         for  $(matched_k, cand_k) \in D[a, b - 1]$  do
12              $cand' \leftarrow$  remove all  $(x, b)$  from  $cand_k$ 
13             add  $(matched_k, cand')$  to  $D[a, b]$ 
14             add  $(\uparrow, k)$  to  $T[a, b]$ 
15          $newdeps \leftarrow \{(x, x') \mid \exists a, b, lab. (a \xrightarrow{lab} x) \in A \wedge (b \xrightarrow{lab} x') \in B \wedge x < a \wedge x' < b\}$ 
16              $\cup \{(x, x') \mid \exists a, b, lab. (x \xrightarrow{lab} a) \in A \wedge (x' \xrightarrow{lab} b) \in B \wedge x < a \wedge x' < b\}$ 
17         for  $(matched_k, cand_k) \in D[a - 1, b - 1]$  do
18              $m \leftarrow$  count  $(a, b)$  in  $cand_k$ 
19             if  $(a, b) \in roots$  then  $m \leftarrow m + 1$ 
20              $cand' \leftarrow$  remove all  $(a, b)$  from  $cand$ 
21             add  $(matched_k + m, cand_k \cup newdeps)$  to  $D[a, b]$ 
22             add  $(\otimes, k)$  to  $T[a, b]$ 
23          $(matched_{maxk}, cand_{maxk}) \leftarrow \max_{matched}(D[a, b])$ 
24         remove all  $(matched_k, cand_k)$  from  $D[a, b]$  where
            $matched_k + |cand_k| \leq matched_{maxk}$  and  $k \neq maxk$ 
25         remove corresponding entries from  $T$ 

```

Algorithm 5: $trace(T, A, B)$ – optimal alignment trace retrieval

```

1  $k \leftarrow 0$ 
2  $a \leftarrow |A| - 1$ 
3  $b \leftarrow |B| - 1$ 
4 while  $a > 0 \wedge b > 0$  do
5    $(dir, k) \leftarrow T[a, b]_k$ 
6   if  $dir = \leftarrow$  then  $b \leftarrow b - 1$ 
7   else if  $dir = \uparrow$  then  $b \leftarrow b - 1$ 
8   else if  $dir = \curvearrowright$  then
9     print( $a, b$ )
10     $a \leftarrow a - 1$ 
11     $b \leftarrow b - 1$ 

```

The number of dependencies in the maximal alignment can be retrieved at the end from the last cell, $D[|nodes(A)| - 1, |nodes(B)| - 1]$. This cell contains exactly one $(matched, cand)$ pair, where $matched$ is the number of dependencies matched, since $cand$ must be empty. The trace of an alignment that gave the maximal matching can be retrieved from T by algorithm 5, as in the edit distance algorithm. The algorithm outputs each pair of nodes (a, b) that was aligned in the alignment with maximal matched dependencies.

6.4.4.3 Faithfulness of the ODR Metric

If the ODR metric is applied to system output for which a correct segment alignment is known, it will in general overestimate the true DR score. Before using the metric to evaluate the output of a MIDI parser, for which there is no correct alignment available, it is helpful to get an idea of how much the results benefit from the optimization of the segment alignment.

Table 6.1 reports the results of the chord-input parsing experiment, first seen in section 5.3.8, evaluated both by DR and ODR. The results show that ODR overestimates the performance of the parser by only a couple of percentage points on each measure.

One notable difference between ODR and DR is that ODR becomes less meaningful a measure by which to compare two systems the lower their results are. In a dependency graph differing only slightly from the gold standard, a misalignment of a node that results in an extra recovered dependency will usually result in the loss of at

	P	R	F
ST+PCCG (DR)	88.22	90.78	89.48
ST+PCCG (ODR)	89.65	92.25	90.93

Table 6.1: Accuracy of the chord sequence parser measured using DR as before and ODR, which must be used to evaluate the output of a MIDI-input parser. Each is evaluated by precision (P), recall (R) and f-score (F), all percentages.

least one other dependency. As the similarity between the two graphs gets lower, there is more to be gained by misalignments, so ODR can be expected to be more generous to very low scoring systems.

6.4.5 Results

The results of the MIDI parsing experiments are reported in table 6.2. CR+HMMPATH is the extension of the HMMPATH chord baseline to MIDI using the chord recognizer under pipeline and lattice scenarios. Likewise, CR+ST+PCCG is the extension of ST+PCCG with the chord recognizer.

Certain points should be born in mind when looking at these results. ST+PCCG results are included in this table (repeated from table 5.2): these are not a baseline for these experiments, but rather a ceiling, since they are results from an easier task. It would be surprising if a system processing MIDI input as an extension of the statistical parsing of ST+PCCG achieved results even close to these. Furthermore, the evaluation of the system is a little unsatisfactory. It is based on the assumption that a correct analysis of the relationships between chords in a MIDI-encoded performance will produce an identical structure to the gold-standard annotated dependency graph for the chord sequence of the same song. This might not hold in all cases, for reasons mentioned above. More problematic, however, is that the chord sequence used by the performer might not match that in the corpus: it is common to find many different transcriptions and arrangements of any particular song. In this case, a perfect replication of the chord dependencies according to the annotation procedure described in chapter 4 would not score 100% when compared to the gold-standard annotations. Nevertheless, we can expect that the score would not be far from 100%, since the variations between chord sequences will typically preserve much of the dependency structure.

Model	TSED			ODR			Cov
	P	R	F	P	R	F	
ST+PCCG	90.18	92.79	91.46	89.65	92.25	90.93	100
CR+HMMPATH, pipeline	42.14	46.15	44.06	—	—	—	100
CR+HMMPATH, lattice	40.22	44.39	42.21	—	—	—	100
CR+ST+PCCG, pipeline	61.77	55.93	58.71	58.04	52.48	55.12	92.68
CR+ST+PCCG, lattice	64.17	47.98	54.90	61.03	45.63	52.22	90.24

Table 6.2: Parsing evaluation results of the two extensions of the parsing model to the MIDI analysis task, evaluated using TSED and ODR. The chord sequence parsing result, evaluated using ODR, is included for comparison. Each model is evaluated on its precision (P), recall (R), f-score (F), and coverage (Cov), all percentages. Bold results are significantly higher than all other systems (excluding the chord sequence parser).

Statistical significance is tested using the same stratified shuffling test as in section 5.3.8. The CR+HMMPATH pipeline model outperforms the lattice model, so is the more competitive baseline to which to compare the parsing models. Both the pipeline and lattice parsers achieve significantly higher precision and f-score than the baseline, but the gain in recall over the baseline is only significant in the pipeline case. All differences between the lattice and pipeline parsers are significant. Under both metrics, the lattice parser’s precision is significantly higher than the pipeline parser, but recall significantly lower, and the pipeline parser has significantly higher overall f-score.

6.4.6 Discussion

The systems using a parser, combined with an HMM chord recognizer, outperform the baseline model. Using a lattice at the point of communication between the chord recognizer and supertagger succeeds in significantly improving the precision of the results, but at the expense of recall, under both metrics. This suggests that the technique is tending to produce shorter paths, with fewer harmonic dependencies. In other words, it favours too greatly the interpretation of long passages as the continuation of a single chord. Section 6.4.2 described a method for penalizing the interpretation of long spans with a single category, to avoid almost always favouring such an interpretation over one using several categories. It appears that the technique used does not penalize these

spanning categories sufficiently and the question remains open of how best to weight lexical categories spanning differing lengths in a probabilistic parser of unsegmented input.

What is clear is that, as in the chord parsing results of chapter 5, using the parser improves the accuracy of the output harmonic analyses over a Markovian baseline that does not use the grammar. The parser is able to handle the noisy chord sequences (and lattices) produced by the HMM chord recognizer and produce a full harmonic analysis in most cases, as shown by the coverage scores. This is not an obvious outcome, considering that the supertagger was trained on human-transcribed chord sequence data potentially quite different to that produced by the chord recognizer. It demonstrates a high degree of robustness of the parsing system that the cross-validation experiments of chapter 5 were unable to test. The system could be made fully robust using the backoff technique suggested in section 5.3.6, backing off to CR+HMMPATH where the parser fails.

Nevertheless, the accuracy of the parser's output is still low. These results should be seen more as a proof of concept that the techniques applied in chapter 5 to parsing of chord sequences can be used to perform the structural analysis of performance data, given some low level mechanism for (roughly) segmenting the data and a model to assign categories from the grammar to the segments. There are many ways in which the accuracy could be improved whilst broadly maintaining this system anatomy and several are discussed below. The results above provide a baseline for further work on less naive extensions of the statistical parsing system to analyse MIDI input.

6.5 Future Work

Many aspects of a musical performance which ought to be informative to harmonic analysis are ignored by the proof-of-concept system described above. Some of these could be incorporated into the above model without requiring major changes to the architecture. A major limitation of the described model is the bottleneck that exists between the chord recognizer and the supertagger. A choice of chord labels by the chord recognizer limits the categories that can be chosen by the supertagger, both because the chord type constrains the available schemata and because the root of the chord determines the pitch class used to specialize the category schema. Where the correct interpretation is influenced by long-distance dependencies, such as key and unresolved tension chords, a Markov model cannot capture the necessary structure. The parser

can capture these dependencies, but is unable to find the correct interpretation using its knowledge of harmonic structure if it is overly constrained by the chord recognizer's choice of labels.

The use of a lattice at the interface between the chord recognizer and the supertagger was introduced to allow the supertagger to make use of multiple chord labels where the chord recognizer cannot make a clear choice between them. However, in theory there is no reason why it should be necessary to produce an explicit chord label as an intermediate step to choosing a category to interpret the segment. The proof-of-concept system does this simply to allow the previously trained supertagger and parser to be used with little modification. A theoretically more satisfactory approach would be to build a full MIDI supertagging model which could assign a sequence of categories directly to the segmented MIDI data. One possible starting point for such a model is the HMM of Ni et al. (2011), adapted above to serve as a MIDI chord recognizer. The states would represent pitch class roots and lexical schemata, instead of chord roots and types. A slightly different starting point can be found in the work of Raphael & Stoddard (2004), who use a similar model to Ni et al. to assign Roman numeral chord labels to MIDI data. Although the authors do not attempt to handle extended dominant functions, since it is not common in the musical styles they are interested in, some initial experiments with a reimplementing of their model, using jazz MIDI files as training data, indicated that certain Roman numeral labels do in fact capture some notion of this extended function. For example, a II chord has a high probability of transitioning to V, and VI to II. Some straightforward adaptations of the model to the supertagging task did not yield promising results. However, the patterns learned by the Roman numeral labelling model suggest that such a model could be a useful starting point for a full MIDI supertagging model and finding the appropriate way to adapt the model structure to support supertagging is left to future work.

The two biggest problems with the model proposed above are its assumption of conditional independence between notes conditioned on a chord label – the *bag-of-notes* assumption – and its projection of the notes' pitches onto pitch classes. The bag-of-notes assumption is a common one (see, for example, Raphael & Stoddard, 2004), but one that is clearly an unrealistic model of human perception (as Raphael & Stoddard point out). We can expect to find useful clues to harmonic interpretation in conventional patterns, such as rising or falling scales and arpeggios. The use of pitch classes is a simplifying approximation made on the basis that octave information does not play a major role in perception. To a limited extent this is true, but certain

aspects of the information thrown away are of importance: for example, the relative octaves of notes have an effect in determining chord inversion and, at the extremities, high notes and intervals have quite a different impact on chord character to low ones. In particular, detecting notes that are part of a bass line (obscured by both the bag-of-notes assumption and the use of pitch classes) could be of assistance in choosing a chord root, since these notes are in general chosen from a small set of possibilities. Ni et al. (2011) incorporate this as a component of their model, but it was omitted from the MIDI chord recognition model, firstly because it was not obvious how the separation of bass and other components should be adapted to a model of MIDI and secondly in order to reduce the model's number of parameters in the light of the small training set.

The current chord recognition model takes no account of rhythmic content and, therefore, must rely on some annotation of the input MIDI data to mark the points where some small metrical unit occurs. There has been much work that was focused on metrical analysis independently of harmony which could be used to determine the metrical structure of the music automatically (Longuet-Higgins, 1976; Lerdahl & Jackendoff, 1983; Cemgil et al., 2000; Raphael, 2002; Temperley, 2007; van der Weij, 2012). The simplest extension of the present model to use metrical information would just use the inferred metrical structure to split the performance into the segments that form the minimal units of harmonic analysis (half bars here), removing the requirement for this to be specified by a human. However, more metrical information, such as which notes fall on strong beats or bars and where syncopation occurs, may be incorporated into the information used by the model to decide on chord interpretation. A similar proposal is embodied by the model structure used by Temperley (2009).

The present system models the process of harmonic interpretation independently of other aspects of a listener's interpretation. Unlike Lerdahl & Jackendoff (1983), it does not attempt to account for a wide variety of aspects of music perception in a single model. This should not be taken as a claim that different aspects of music – harmony, rhythm, voice-leading, etc. – arise as the result of completely independent processes. However, this work follows Longuet-Higgins (1976) in making the assumption that analysis of certain aspects of music may be performed largely independently of others. It might, for example, be of some use for a model of harmony to account for issues of voice-leading, using a model of stream (or voice) separation, but it is likely that a model that ignores this factor will suffer little from the assumption of independence. Modelling a dependence of harmonic on metrical analysis, on the other hand, is of much greater potential benefit to the model. Crucially, this is a model of the interpreta-

tion performed by a listener, not of the process of composition. A key component of a model of composition would be some method to reconcile the constraints of harmony, metre and voice-leading, but these are most likely quite a different set of constraints to those modelled here.

6.6 Conclusion

I have argued that analysing the structures underlying chord sequences in the manner of, among others, Keiler (1981), Steedman (1996) and Rohrmeier & Cross (2009) provides a convenient abstraction from musical performance to begin tackling the task of automatic harmonic analysis. This is so because transcribed chord sequences to a large degree represent an intermediate level of analysis that must feature in any harmonic analysis process – segmentation of the musical signal into passages underlain by the same chord. It follows that the same high-level analysis of tension-resolution structure could theoretically be extended to harmonic analysis of actual performance data, given a suitable means of segmenting the input and assigning grammatical interpretations to the segments.

The models presented in this chapter constitute a proof of concept for such an extension. The results show that the simple approach taken is by itself insufficient to produce analyses of the harmonic structure with a similar level of accuracy to the analyses of chord sequences produced by the parser in the experiments of the previous chapter, although it should be remembered that a lower ceiling is predicted for the MIDI experiments than the chord sequence experiments as a result of the evaluation procedure. The results show that even on such noisy input as is produced by the chord recognizer the parser improves greatly over the Markovian baseline. These results should be seen as providing a baseline for future approaches to structured harmonic analysis of performance data by parsing.

The results themselves reported here are less important than the fact that the model described sketches in concrete terms how the same parsing techniques described in chapter 5 can be applied to analysis of performance data. I have suggested several ways in which the present models could be improved to capture informative musical cues more intelligently. The particular approach of using a separate model to produce chord labels and applying the chord parsing models directly is by no means the most promising strategy for tackling this task. However, it does serve to demonstrate how the supertagging models used in chapter 5 to suggest categories to the parser can be

simply transplanted by a model that suggests categories for some other type of musical input, such as MIDI data.

CHAPTER 7

Conclusion

In this thesis, I have argued for an approach to automatic analysis of tonal harmony using syntactic grammars of the sort used to analyse the structure of natural language sentences to derive their semantics. Previous work, surveyed in section 2.2, has proposed a range of formal theories of the structures underlying music and the processes and representations of musical cognition. The present thesis has presented a technique for the wide-coverage analysis of structured harmonic relationships between the chords of chord sequences using an adaptation of the grammar formalism of CCG based on the work of Steedman (1996) and Wilding (2008). CCG, has several characteristics that make it attractive for analysis of language and music. It permits a close connection between a compositional semantics – in the present case expressing the tonal relationships between chords – and the syntactic rules that constrain the ways in which it can be derived from the musical surface, whilst maintaining a distinction between the structure of the semantics and that of the derivation. It allows the formulation of a competence grammar that is not divorced from issues of performance, naturally incorporating a theory of incremental processing. Finally, its strongly lexicalized syntax lends itself well to expressing the syntactic constraints of functional analysis harmony, putting the bulk of the work of the process of analysis in the choice of an interpretation for each chord. The size and complexity of the structures that underly tonal harmony vary between musical styles and tonal jazz is of particular interest in this respect for its

extended recursive, embedded structures of harmonic tensions. This thesis has, therefore, adopted jazz standards as a particular focus for the construction of a grammar for harmonic analysis.

Chapter 3 presented a formal mechanism for grammatical analysis of harmonic structure. A formal language expresses the structure of harmonic relationships in a chord progression. Logical forms expressed in the language can be decomposed down to the level of the contribution of each chord to the harmonic structure with a semantic notation based on the lambda calculus. A new adaptation of CCG, a substantial reworking of the formalism of Wilding (2008), serves to express the syntactic relations that constrain the derivation of a logical form from interpretations of the individual chords of a chord sequence. The new formalism was used to define a grammar for jazz chord sequences, a lexicon made up of a set of category schemata for interpreting chords. Each schema represents the interpretation of a chord as having a particular harmonic function (or none), potentially stemming from having been subjected to a substitution, and generalizes over the pitch of the chord roots, expressing syntactic constraints relative to a chord's root. The resulting grammar is specific to the genre of tonal jazz standards and includes a range of substitutions used in this musical idiom. However, much of the grammar expresses structures common in Western tonal harmony and the grammar could be easily adapted to capture the syntax of a different musical style.

Chapter 4 describes the process of building a corpus of chord sequences with human-annotated harmonic analyses. The analyses are represented as a choice of a category to interpret each chord, along with a small amount of further structural information sufficient to determine a full harmonic analysis. The corpus includes grammatical derivations so that it may be used to train statistical models of the process of derivation of a harmonic analysis by parsing with the grammar. Since the process of annotation is labour-intensive and time-consuming, the corpus built is small, but it is large enough both to demonstrate the application of the grammar of chapter 3 to harmonic analysis in practice and to address the problem of practical parsing of chord sequences using statistical parsing models.

The experiments described in chapter 5 demonstrate the use of some statistically trained probabilistic models, based on models used in NLP, to model the relative plausibility of analyses produced by parsing. The lexical ambiguity of the grammar is comparable to that of CCG grammars for natural language. The variety of chord substitutions that the grammar is able to interpret results in a huge number of possible analyses of any reasonably long chord sequence, most of which would be considered

implausible by a human listener. The statistical parsing techniques applied here – a simple statistical supertagger combined with a statistical model of CCG derivations using the AST algorithm – allow a parser to consider rare substitutions in some cases where they are required to find an analysis, but to eliminate improbable combinations of chord interpretations early on in the parsing process. The experiments compare the analyses produced using these techniques to those produced by a closely related Markovian model, training the models using statistics over the jazz chord corpus. The output of the system is evaluated by comparison to the human-annotated harmonic analyses using two metrics. One, TSED, measures the accuracy of the tonal relations between consecutive chords that are implied by the harmonic analyses. The other, DR, measures the system's ability to identify tonal relationships that may span across non-adjacent chords. The results show that, whilst the Markovian model is able to produce analyses that match the gold-standard annotated analyses to a high degree of accuracy, using the parser significantly improves the accuracy.

The main focus of this work has been on the use of the grammar to infer relationships between the chords of a chord sequence. This approach is based on an assumption that chord labels provide a useful approximation to an intermediate level of analysis that must be performed in interpreting the harmonic structure of a musical surface. Chapter 6 makes a preliminary exploration of some simple ways in which the parsing techniques can be extended to the task of harmonic analysis of a stream of notes of a performance, symbolically represented in the form of MIDI data. Two proof-of-concept systems demonstrate some simple ways of applying the existing system to this more difficult task by combining it with a model that derives chord labels from MIDI performance data. Such a system can be evaluated using a new adaptation of the DR metric used earlier to evaluate harmonic analyses, which is of interest for evaluating natural language parsers in contexts where segmentation of the input is not available. The extensions of the parser serve to demonstrate concretely how the approach can be applied to the analysis of musical performances and provide a baseline for future work.

The contribution of this thesis is to demonstrate the applicability of linguistic-style grammatical analyses and in particular statistical parsing to the analysis of the harmonic structures underlying Western tonal music. For models of human cognition of music, these techniques have been shown provide a way of combining a precisely defined theory of perceived musical structure in the form of a grammar with data-driven models of the plausibility of ambiguous analyses in the form of probabilistic models

derived from a labelled corpus. Although the probabilistic models used here to support the parser are relatively simple when compared to some of the current state-of-the-art probabilistic modelling techniques used in NLP, they have proved to be a good starting point for the adaptation of models of linguistic structure to capture musical structure. A variety of techniques used in NLP to combat the problems of data sparsity have been shown to be effective in producing a robust parsing system. The large amount of work that has been carried out in NLP could provide further inspiration for models of musical structure. Of particular interest is the wide array of unsupervised and semi-supervised learning algorithms that allow probabilistic models to be trained or refined on the basis of large amounts of unlabelled data, without costly human annotation of the underlying structure.

The system developed as a part of this work produces analyses of harmonic structure that could be useful for many practical applications of music processing, such as automatic measures of musical similarity for information retrieval or the generation of harmonically coherent variations. The exploration of such applications is beyond the scope of this thesis, but the approach to robust, efficient parsing of harmonic structure presented here opens up a new, practical possibility of a musically motivated method for tackling these tasks.

Bibliography

- Attneave, F. (1959). *Applications of Information Theory to Psychology: A Summary of Basic Concepts, Methods, and Results*. New York, NY: Henry Holt.
- Auli, M. (2012). *Integrated Supertagging and Parsing*. Ph.D. thesis, University of Edinburgh.
- Auli, M., & Lopez, A. (2011). Training a log-linear parser with loss functions via softmax-margin. In *Proceedings of the Conference on Empirical Methods in Natural Language Processing*, (pp. 333–343). Edinburgh: Association for Computational Linguistics.
- Baldrige, J. (2008). Weakly supervised supertagging with grammar-informed initialization. In *Proceedings of the 22nd International Conference on Computational Linguistics (Coling)*, (pp. 57–64). Manchester: Association for Computational Linguistics.
- Baroni, M., Maguire, S., & Drabkin, W. (1983). The concept of musical grammar. *Music Analysis*, 2(2), 175–208.
- Bell, T. C., Cleary, J. G., & Witten, I. H. (1990). *Text Compression*. Englewood Cliffs, NJ: Prentice Hall.
- Bello, J. P., & Pickens, J. (2005). A robust mid-level representation for harmonic content in music signals. In *Proceedings of the 6th International Conference on Music Information Retrieval (ISMIR)*, (pp. 304–311). London: International Society for Music Information Retrieval.
- Bernstein, L. (1976). *The Unanswered Question: Six Talks at Harvard*. Cambridge, MA: Harvard University Press.

- Bod, R. (2002a). A general parsing model for music and language. In C. Anagnostopoulou, M. Ferrand, & A. Smaill (Eds.) *Proceedings of the 2nd International Conference on Music and Artificial Intelligence (ICMAI)*, vol. 2445 of *Lecture Notes in Computer Science*, (pp. 77–90). Edinburgh: Springer.
- Bod, R. (2002b). Memory-based models of melodic analysis: Challenging the gestalt principles. *Journal of New Music Research*, 31, 27–37.
- Bod, R. (2002c). A unified model of structural organization in language and music. *Artificial Intelligence*, 17, 289–308.
- Bodenstab, N., Dunlop, A., Hall, K., & Roark, B. (2011). Beam-width prediction for efficient context-free parsing. In *Proceedings of the 49th Annual Meeting of the Association for Computational Linguistics*, (pp. 440–449). Portland: Association for Computational Linguistics.
- Bresnan, J., & Kaplan, R. (1982). Introduction: Grammars as mental representations of language. In J. Bresnan (Ed.) *The Mental Representation of Grammatical Relations*, (pp. xvii–lii). Cambridge, MA: MIT Press.
- Cemgil, A., Desain, P., & Kappen, B. (2000). Rhythm quantization for transcription. *Computer Music Journal*, 24(2), 60–76.
- Charniak, E. (1997). Statistical techniques for natural language parsing. *AI magazine*, 18(4), 33–43.
- Chemillier, M. (2004). Grammaires, automates, et musique. In J.-P. Briot, & F. Pachet (Eds.) *Informatique musicale*, (pp. 195–230). Hermès.
- Chomsky, N. (1965). *Aspects of the Theory of Syntax*. Cambridge, MA: MIT Press.
- Clark, S., & Curran, J. R. (2004a). The importance of supertagging for wide-coverage CCG parsing. In *Proceedings of the 20th International Conference on Computational Linguistics (Coling)*, (pp. 282–288). Geneva: Association for Computational Linguistics.
- Clark, S., & Curran, J. R. (2004b). Parsing the WSJ using CCG and log-linear models. In *Proceedings of the 42nd Annual Meeting of the Association for Computational Linguistics*, (pp. 104–111). Stroudsburg, PA: Association for Computational Linguistics.

- Clarke, E. F. (1986). Theory, analysis and the psychology of music: A critical evaluation of Lerdahl, F. and Jackendoff, R., *A Generative Theory of Tonal Music*. *Psychology of Music*, 14(1), 3–16.
- Collins, M. (1997). Three generative, lexicalised models for statistical parsing. In *Proceedings of the 35th Annual Meeting of the Association for Computational Linguistics*, (pp. 16–23). Madrid: Association for Computational Linguistics.
- Collins, M. (1999). *Head-Driven Statistical Models for Natural Language Parsing*. Ph.D. thesis, University of Pennsylvania.
- Collins, M., & Roark, B. (2004). Incremental parsing with the perceptron algorithm. In *Proceedings of the 42nd Meeting of the Association for Computational Linguistics*, (pp. 111–118). Barcelona: Association for Computational Linguistics.
- Cooke, D. (1959). *The Language of Music*. Oxford: Oxford University Press.
- Cork, C. (1996). *The New Guide to Harmony with LEGO Bricks*. Tadley Ewing Publications.
- de Haas, W. B., Magalhães, J. P., & Wiering, F. (2012). Improving audio chord transcription by exploiting harmonic and metric knowledge. In *Proceedings of the 13th International Conference on Music Information Retrieval (ISMIR)*, (pp. 295–300). Porto: International Society for Music Information Retrieval.
- de Haas, W. B., Rohrmeier, M., Veltkamp, R. C., & Wiering, F. (2009). Modeling harmonic similarity using a generative grammar of tonal harmony. In *Proceedings of the 10th International Conference on Music Information Retrieval (ISMIR)*, (pp. 1–6). Kobe: International Society for Music Information Retrieval.
- Desain, P., & Honing, H. (1992). *Music, Mind, and Machine: Studies in Computer Music, Music Cognition, and Artificial Intelligence*. Amsterdam: Thesis Publishers.
- Elliott, J. (2009). *Insights in Jazz*. London: Jazzwise Publications.
- Ellis, A. J. (1874). On musical duodenes, or the theory of constructing instruments with fixed tones in just or practically just intonation. *Proceedings of the Royal Society of London*, 23, 3–31.
- Euler, L. (1739). *Tentamen novae theoriae musicae ex certissimis harmoniae principiis dilucide expositae*. Saint Petersburg Academy.

- Forte, A. (1967). Syntax-based analytic reading of musical scores. Tech. Rep. MAC-TR-39, Massachusetts Institute of Technology.
- Gale, W., & Sampson, G. (1995). Good-Turing smoothing without tears. *Journal of Quantitative Linguistics*, 2(3), 217–237.
- Good, I. J. (1953). The population frequencies of species and the estimation of population parameters. *Biometrika*, 40(3-4), 237–264.
- Granroth-Wilding, M., & Steedman, M. (2011). Analysis of jazz chord sequences with Combinatory Categorical Grammar. The Neurosciences and Music IV: Learning and Memory (poster).
- Granroth-Wilding, M., & Steedman, M. (2012a). Harmonic analysis of jazz MIDI files using statistical parsing. In *Proceedings of the 5th International Workshop on Machine Learning and Music*. Edinburgh.
- Granroth-Wilding, M., & Steedman, M. (2012b). Statistical parsing for harmonic analysis of jazz chord sequences. In *Proceedings of the International Computer Music Conference*, (pp. 478–485). Ljubljana: International Computer Music Association.
- Hale, J. (2001). A probabilistic Earley parser as a psycholinguistic model. In *Proceedings of the 2nd Meeting of the North American Chapter of the Association for Computational Linguistics*, (pp. 1–8). Pittsburgh, PA: Association for Computational Linguistics.
- Hale, J. (2011). What a rational parser would do. *Cognitive Science*, 35, 399–443.
- Hamanaka, M., Hirata, K., & Tojo, S. (2006). Implementing a generative theory of tonal music. *Journal of New Music Research*, 35(4), 249–277.
- Harrison, M. (1978). *Introduction to formal language theory*. Reading MA: Addison-Wesley.
- Harte, C., & Sandler, M. (2005). Automatic chord identification using a quantised chromagram. In *Audio Engineering Society Convention 118*.
- Helmholtz, H. (1862). *Die Lehre von den Tonempfindungen*. Braunschweig: Vieweg. Trans. Alexander Ellis (1875, with added notes and appendices) as *On the Sensations of Tone*.

- Hindemith, P. (1942). *The Craft of Musical Composition*. London: Schott.
- Hockenmaier, J. (2001). Statistical parsing for CCG with simple generative models. In *Association for Computational Linguistics 39th Annual Meeting and 10th Conference of the European Chapter, Proceedings of the Conference*, vol. 39, (pp. 7–12). Toulouse: Association for Computational Linguistics.
- Hockenmaier, J. (2003). *Data and Models for Statistical Parsing with Combinatory Categorical Grammar*. Ph.D. thesis, University of Edinburgh.
- Hockenmaier, J., & Steedman, M. (2002). Generative models for statistical parsing with Combinatory Categorical Grammar. In *Proceedings of the 40th Meeting of the Association for Computational Linguistics*, (pp. 335–342). Philadelphia, PA: Association for Computational Linguistics.
- Honing, H. (2011a). *The Illiterate Listener: On Music Cognition, Musicality and Methodology*. Amsterdam: Vossiuspers UvA.
- Honing, H. (2011b). *Musical Cognition: A Science of Listening*. New Brunswick and London: Transaction Publishers.
- Honingh, A., & Bod, R. (2005). Convexity and well-formedness of musical objects. *Journal of New Music Research*, 34, 293–303.
- Huron, D. (2006). *Sweet Anticipation: Music and the Psychology of Music*. Cambridge, MA, USA: MIT Press.
- Illescas, P. R., Rizo, D., & Iñesta, J. M. (2007). Harmonic, melodic, and functional automatic analysis. In *Proceedings of the International Computer Music Conference*, (pp. 165–168). Copenhagen: International Computer Music Association.
- Jackendoff, R. (1991). Musical parsing and musical affect. *Music Perception*, 9(2), 199–229.
- Jeans, J. (1937). *Science and Music*. Cambridge: Cambridge University Press.
- Johnson-Laird, P. N. (1991). Jazz improvisation: a theory at the computational level. In P. Howell, R. West, & I. J. Cross (Eds.) *Representing Musical Structure*, (pp. 291–326). San Diego, CA: Academic Press Ltd.

- Johnson-Laird, P. N., Kang, O. E., & Leong, Y. C. (2012). On musical dissonance. *Music Perception, 30*(1), 19–35.
- Karttunen, L. (1989). Radical lexicalism. In M. Baltin, & A. Kroch (Eds.) *Alternative Conceptions of Phrase Structure*, (pp. 43–65). Chicago, IL: University of Chicago Press.
- Katz, J., & Pesetsky, D. (2011). The identity thesis for language and music.
URL <http://ling.auf.net/lingBuzz/000959>
- Katz, S. M. (1987). Estimation of probabilities from sparse data for the language model component of a speech recognizer. *IEEE Transactions on Acoustics, Speech and Signal Processing*, (pp. 400–401).
- Keiler, A. (1978). Bernstein's "The Unanswered Question" and the problem of musical competence. *The Musical Quarterly, 64*(2), 195–222.
- Keiler, A. (1981). Two views of musical semiotics. In W. Steiner (Ed.) *The Sign in Music and Literature*, (pp. 138–168). Austin TX: University of Texas Press.
- Kostka, S., & Payne, D. (2004). *Tonal Harmony, with an Introduction to Twentieth-Century Music*. New York, NY: McGraw-Hill.
- Kozen, D. C. (1997). *Automata and Computability*. New York, NY: Springer.
- Kröger, P., Passos, A., Sampaio, M., & De Cidra, G. (2008). Rameau: A system for automatic harmonic analysis. In *Proceedings of the International Computer Music Conference*, (pp. 273–281). Belfast: International Computer Music Association.
- Krumhansl, C. (1990). *Cognitive Foundations of Musical Pitch*. Oxford: Oxford University Press.
- Lerdahl, F. (2001). *Tonal pitch space*. New York, NY: Oxford University Press.
- Lerdahl, F., & Jackendoff, R. (1983). *A Generative Theory of Tonal Music*. Cambridge, MA: MIT Press.
- Levy, R. (2008). Expectation-based syntactic comprehension. *Cognition, 106*, 1126–1177.
- Lindblom, B., & Sundberg, J. (1969). Towards a generative theory of melody. *Swedish Journal of Musicology, 10*(4), 53–86.

- Ljolje, A., Pereira, F., & Riley, M. (1999). Efficient general lattice generation and rescoring. In *Sixth European Conference on Speech Communication and Technology*, (pp. 1251–1254). Budapest: International Speech Communication Association.
- London, J. (2011). Schemas, not syntax: A reply to Patel. In P. Rebuschat, M. Rohrmeier, J. Hawkins, & I. Cross (Eds.) *Language and Music as Cognitive Systems*, (pp. 242–247). Oxford: Oxford University Press.
- Longuet-Higgins, H. C. (1962a). Letter to a musical friend. *The Music Review*, 23, 244–248.
- Longuet-Higgins, H. C. (1962b). Second letter to a musical friend. *The Music Review*, 23, 271–280.
- Longuet-Higgins, H. C. (1976). The perception of melodies. *Nature*, 263, 646–653.
- Longuet-Higgins, H. C. (1978). The grammar of music. *Interdisciplinary Science Reviews*, 3(2), 148–156.
- Longuet-Higgins, H. C. (1979). The perception of music. *Proceedings of the Royal Society of London. Series B, Biological Sciences*, 205(1160), 307–322.
- Longuet-Higgins, H. C. (1983). All in theory – the analysis of music. *Nature*, 304, 93.
- Longuet-Higgins, H. C., & Lisle, E. R. (1989). Modelling musical cognition. *Contemporary Music Review*, 3, 15–27.
- Longuet-Higgins, H. C., & Steedman, M. (1971). On interpreting Bach. *Machine Intelligence*, 6, 221–241.
- Marcus, M. P., Marcinkiewicz, M. A., & Santorini, B. (1993). Building a large annotated corpus of English: The Penn Treebank. *Computational linguistics*, 19(2), 313–330.
- Marsden, A. (2010). Schenkerian analysis by computer: A proof of concept. *Journal of New Music Research*, 39(3), 269–289.
- Meyer, L. B. (1956). *Emotion and Meaning in Music*. Chicago, IL: University of Chicago Press.
- MIDI Manufacturers Association (1996). The complete MIDI 1.0 detailed specification.

- Monelle, R. (1992). *Linguistics and Semiotics in Music*. Contemporary Music Studies. Routledge.
- Narmour, E. (1977). *Beyond Schenkerism*. Chicago, IL: University of Chicago Press.
- Ni, Y., Mcvicar, M., Santos-Rodriguez, R., & Bie, T. D. (2011). Harmony Progression Analyzer for MIREX 2011. In *Proceedings of the 6th Music Information Retrieval Evaluation eXchange (MIREX)*, (pp. 1–4). Miami: International Society for Music Information Retrieval.
- Nivre, J. (2010). *Statistical Parsing*, vol. 2. CRC Press, Taylor and Francis Group.
- Pachet, F. (2000). Computer analysis of jazz chord sequences: Is Solar a blues? In E. Miranda (Ed.) *Readings in Music and Artificial Intelligence*, (pp. 85–113). Harwood Academic Publishers.
- Pardo, B., & Birmingham, W. P. (2002). Algorithms for chordal analysis. *Computer Music Journal*, 26(2), 27–49.
- Piston, W. (1949). *Harmony*. London: Victor Gollancz.
- Rabiner, L. (1989). A tutorial on hidden Markov models and selected applications in speech recognition. *Proceedings of the IEEE*, 77(2), 257–286.
- Rabiner, L., & Juang, B. (1986). An introduction to hidden Markov models. *ASSP Magazine, IEEE*, 3(1), 4–16.
- Rameau, J. P. (1722). *Traité de l'harmonie*. Jean-Baptiste-Christophe Ballard.
- Raphael, C. (2002). A hybrid graphical model for rhythmic parsing. *Artificial Intelligence*, 137(1), 217–238.
- Raphael, C., & Stoddard, J. (2004). Functional harmonic analysis using probabilistic models. *Computer Music Journal*, 28(3), 45–52.
- Riemann, H. (1893). *Vereinfachte Harmonielehre oder die Lehre von den tonalen Funktionen der Akkorde*. Augener & Co. Trans. H. Bemerunge, as *Harmony Simplified, or the Theory of the Tonal Functions of Chords*.

- Rimell, L., Clark, S., & Steedman, M. (2009). Unbounded dependency recovery for parser evaluation. In *Proceedings of the Conference on Empirical Methods in Natural Language Processing*, (pp. 813–821). Stroudsburg, PA: Association for Computational Linguistics.
- Roads, C., & Wieneke, P. (1979). Grammars as representations for music. *Computer Music Journal*, 3(1), 48–55.
- Roark, B. (2001). Probabilistic top-down parsing and language modeling. *Computational Linguistics*, 27(2), 249–276.
- Rohrmeier, M. (2011). Towards a generative syntax of tonal harmony. *Journal of Mathematics and Music*, 5, 35–53.
- Rohrmeier, M., & Cross, I. (2009). Tacit tonality: Implicit learning of context-free harmonic structure. In *Proceedings of the 7th Triennial Conference of the European Society for the Cognitive Sciences of Music*. Jyväskylä: European Society for the Cognitive Sciences of Music.
- Rohrmeier, M., & Graepel, T. (2012). Comparing feature-based models of harmony. In *Proceedings of the 9th International Symposium on Computer Music Modelling and Retrieval*, (pp. 357–370). London: Centre for Digital Music and CNRS Laboratoire de Mécanique et d'Acoustique.
- Rosner, B. (1984). A Generative Theory of Tonal Music by Fred Lerdahl and Ray Jackendoff. *Music Perception*, 2(2), 275–290.
- Sapp, C. S. (2007). Computational chord-root identification in symbolic musical data: Rationale, methods, and applications. *Tonal Theory for the Digital Age*, (pp. 99–119).
- Schaffrath, H., & Huron, D. (1995). The Essen folksong collection in the Humdrum Kern format. *Menlo Park, CA: Center for Computer Assisted Research in the Humanities*.
- Schenker, H. (1906). *Harmony*. Chicago, IL: University of Chicago Press. Trans. E. Borgese.
- Sheh, A., & Ellis, D. P. W. (2003). Chord segmentation and recognition using EM-trained hidden Markov models. In *Proceedings of the 4th International Conference*

- on Music Information Retrieval (ISMIR)*, (pp. 183–189). Baltimore: International Society for Music Information Retrieval.
- Simon, H. A., & Sumner, R. K. (1968). Pattern in music. In B. Kleinmuntz (Ed.) *Formal Representation of Human Judgement*, chap. 8, (pp. 219–250). John Wiley & Sons, Inc.
- Smoliar, S. W. (1976). Music programs: An approach to music theory through computational linguistics. *Journal of Music Theory*, 20(1), 105–131.
- Srinivas, B., & Joshi, A. (1994). Disambiguation of super parts of speech (or super tags): Almost parsing. In *Proceedings of the International Conference on Computational Linguistics*. Kyoto: Association for Computational Linguistics.
- Steedman, M. (1984). A generative grammar for jazz chord sequences. *Music Perception*, 2, 52–77.
- Steedman, M. (1996). The blues and the abstract truth: Music and mental models. In A. Garnham, & J. Oakhill (Eds.) *Mental Models in Cognitive Science*, (pp. 305–318). Erlbaum.
- Steedman, M. (2000). *The Syntactic Process*. Cambridge, MA: MIT Press.
- Steedman, M. (2002). Plans, affordances, and combinatory grammar. *Linguistics and Philosophy*, 25(5/6), 723–753.
- Temperley, D. (2001). *The Cognition of Basic Musical Structures*. Cambridge, MA: MIT Press.
- Temperley, D. (2007). *Music and Probability*. Cambridge, MA: MIT Press.
- Temperley, D. (2009). A unified probabilistic model for polyphonic music analysis. *Journal of New Music Research*, 38(1), 3–18.
- Temperley, D. (2011). Composition, perception, and Schenkerian theory. *Music Theory Spectrum*, 33(2), 146–168.
- Temperley, D., & Sleator, D. (1999). Modeling meter and harmony: A preference-rule approach. *Computer Music Journal*, 23(1), 10–27.
- Thomforde, E. (2012). *Semi-Supervised Lexical Acquisition for Wide-Coverage Parsing*. Ph.D. thesis, University of Edinburgh.

- Tovey, D. (1949). *Essays and Lectures on Music*. London: Oxford University Press.
- Tsarfaty, R., Nivre, J., & Andersson, E. (2012). Joint evaluation of morphological segmentation and syntactic parsing. In *Proceedings of the 50th Annual Meeting of the Association for Computational Linguistics*, (pp. 6–10). Jeju: Association for Computational Linguistics.
- Tymoczko, D. (2006). The geometry of musical chords. *Science*, 313, 72–74.
- Ulrich, J. W. (1977). The analysis and synthesis of jazz by computer. In *Proceedings of the 5th International Joint Conference on Artificial Intelligence*, (pp. 865–872). Cambridge, MA: William Kaufmann.
- van der Weij, B. (2012). *Expression-Aware Subdivision-Based Parsing of Performed Rhythms*. Ph.D. thesis, University of Edinburgh.
- Vijay-Shanker, K., & Weir, D. (1990). Polynomial time parsing of Combinatory Categorical Grammars. In *Proceedings of the 28th Annual Meeting of the Association for Computational Linguistics*, (pp. 1–8). Pittsburgh, PA: Association for Computational Linguistics.
- Vintsyuk, T. K. (1968). Speech discrimination by dynamic programming. *Cybernetics and Systems Analysis*, 4(1), 52–57.
- Viterbi, A. J. (1967). Error bounds for convolutional codes and an asymptotically optimum decoding algorithm. *IEEE Transactions on Information Theory*, IT-13(2), (pp. 260–269).
- Wagner, R. A., & Fischer, M. J. (1974). The string-to-string correction problem. *Journal of the ACM*, 21(1), 168–173.
- Wilding, M. (2008). *Automatic Harmonic Analysis of Jazz Chord Progressions Using a Musical Categorical Grammar*. Master's thesis, University of Edinburgh.
- Winograd, T. (1968). Linguistics and the computer analysis of tonal harmony. *Journal of Music Theory*, 12, 2–49.