



Mapping Europe's institutional landscape for forest ecosystem service provision, innovations and governance

Eeva Primmer^a, Liisa Varumo^a, Torsten Krause^b, Francesco Orsi^c, Davide Geneletti^d, Sara Brogaard^b, Ewert Aukes^d, Marco Ciolli^d, Carol Grossmann^e, Mónica Hernández-Morcillo^f, Jutta Kister^g, Tatiana Kluvánková^h, Lasse Loftⁱ, Carolin Maier^e, Claas Meyerⁱ, Christian Schleyer^g, Martin Spacek^j, Carsten Mann^f

^a Finnish Environment Institute, Finland

^b Lund University Centre for Sustainability Studies, Sweden

^c Landscape Architecture and Spatial Planning Group, Wageningen University & Research, the Netherlands, Department of Geography and Geospatial Sciences, Kansas State University, USA

^d University of Twente, Italy

^e Forest Research Institute Baden-Wuerttemberg, Germany

^f Eberswalde University for Sustainable Development, Germany

^g University of Innsbruck, Department of Geography, Austria

^h SlovakGlobe Slovak Academy of Sciences, Slovak University of Technology and CETIP, Centre for Transdisciplinary Studies n.o., Vazovova 5, 81243 Bratislava, Slovak Republic

ⁱ Leibniz Centre for Agricultural Landscape Research, Germany

^j CETIP, Centre for Transdisciplinary Studies and University of Jan Evangelista Purkyně in Ústí nad Labem, Czech Republic

ARTICLE INFO

Keywords:

Institutional landscape
Forest ecosystem services
Ecosystem services governance
Document analysis
Innovations
Policy analysis

ABSTRACT

There has been a strong quest for mapping and assessing ecosystem services (ES) to support governance. Yet, the institutional landscape that governs ES provision across multiple contexts has received less attention. We fill this research gap by developing and operationalising a framework for the analysis of policy documents that address European forest ES provision. By coding and analysing references to forest ES as well as innovations and governance mechanisms addressing these ES in national strategies on forest, biodiversity and bioeconomy, we map the institutional landscape of forest ES provision in Europe. We further analyse how biophysical supply of forest ES is connected to policies paying attention to ES and identifying innovations and governance for their provision. Innovations identified in policies centre around value chains of wood and bioenergy or biodiversity conservation, while non-wood forest products, cultural heritage, and recreation receive little attention. Biophysical supply of provisioning ES is connected to policies emphasising many innovations, while little supply of regulating ES could trigger service innovations and several new governance mechanisms. As forest ecosystems have received much attention in global, European and national sustainability policies, our institutional mapping illustrates that there is room for more use of innovations in promoting ES provision.

1. Introduction

The mainstreaming of the ecosystem services (ES) concept into policies and strategies has been gradual and varied across policy areas (Bouwma et al., 2018). Although there has been a strong quest for mapping and assessing ES to support governance (De Groot et al., 2010; Maes et al., 2012; Vihervaara et al., 2019), the connection between mapping and governance has dominantly focused on spatial distribution of the expectations placed on biophysical landscapes (Burkhard et al., 2012; Hauck et al., 2013; Wolff et al., 2015) or trade-offs and synergies in ES provision and between ES in the landscape (Rodríguez et al., 2006;

Raudsepp-Hearne et al., 2010). Yet, the governance of ES across the landscape depends on the recognition of these ES, and will be influenced by how the ES are framed (Primmer and Furman, 2012; Primmer et al., 2015; Verburg et al., 2016). The ways in which governance responds to what is observed in the biophysical landscape has often been addressed through case studies (Dick et al., 2018), drawing attention to specific governance contexts. This specificity is understandable, as policies and governance mechanisms are responses to the challenges in their social-ecological and institutional setting, yet this analytical focus results in limited understanding of ES policies across multiple governance contexts. The research in this paper is motivated by the gap in empirical

<https://doi.org/10.1016/j.ecoser.2020.101225>

Received 25 May 2020; Received in revised form 12 October 2020; Accepted 10 November 2020

Available online 4 December 2020

2212-0416/© 2020 The Author(s).

Published by Elsevier B.V. This is an open access article under the CC BY-NC-ND license

(<http://creativecommons.org/licenses/by-nc-nd/4.0/>).

work on the “institutional landscape” to match that of the in-depth empirical understanding of biophysical landscape. Forests represent an important element in the European biophysical landscape, and target of governance particularly at the national level, which is why we develop our analysis for forest ES.

Forests provide a wide range of ES: wood and non-wood forest goods as provisioning ES, regulation of carbon, nutrient and water cycles as regulating ES, as well as recreation and identity as cultural ES (Maes et al., 2012; Saarikoski et al., 2015; Brockerhoff et al., 2017; Sotirov and Arts, 2018). These ES have been mapped across Europe, illustrating that some areas host so-called hotspots of high supply of specific forest ES, and bundles of several ES (Orsi et al., 2020). Although forest policies have addressed multiple forest ecosystem functions and sustainable management for several decades (Rammel and van den Bergh, 2003), the concept of ES has appeared in policy only recently (Bouwma et al., 2018). At the same time, forest ecosystems have become the centre of attention in global, European and national sustainability policies.

Forest ES are recognised in numerous European and global policies and assessments. These policies frame forests as providing habitat for biodiversity, protecting watersheds, reducing the risk of natural disasters and extreme weather events as well as securing livelihoods (EC, 2011, 2013; UNDSG, 2015; IPBES, 2019), and Land Use and Land Use Change and Forests (LULUCF) are a target of international and European regulations to reach the new climate targets (IPCC, 2000; EU, 2018). Even though policies do not always directly refer to forest ES, they address the functions of forest ecosystems, which society benefits from. The EU Forest Strategy of 2013 (EC, 2013) recognizes ES more explicitly than other strategies of its time (Bouwma et al., 2018), and seeks to ensure provision of forest ES: “balancing various forest functions, meeting demands, and delivering vital ecosystem services” (EC, 2013: 6). The new European Green Deal of 2019 (EC, 2019: 13) commits to preparing a new EU forest strategy that will promote “the many services that forests provide”.

The EU strategies addressing forest ES, namely the Forest Strategy (EC, 2013), the Biodiversity Strategy (2011), and the Bioeconomy Strategy (2012), are operationalized nationally and these national strategies reflect the countries’ priorities. The national strategies reflect the governance context into which possible new innovations or governance mechanisms, such as Payments for Ecosystem Services (PES) (Wunder, 2008) would be placed (Primmer et al., 2013). In particular, as the strategies communicate the new policy demands placed on forests and ES, and identify mechanisms for implementing them, it is relevant to analyse how the focus on ES in European strategies reflects the biophysical abundance of those same ES.

Forest policies in Europe have thus far met the demand for diversifying forest functions only at a superficial level (Winkel and Sotirov, 2016), and there is an identified need for more innovation and learning in order to address sustainability in the forest sector and related policies (Kleinschmit et al., 2014). As the contextual factors for forest ES provision, such as land-use, land-ownership, or industry structure are very slow to change, it is important to be sensitive to changes within these structures. These can include emerging or suggested new ecosystem management practices, new forms of land-owner collaboration or new business ideas departing from pre-existing operational patterns (Kubeczko et al., 2006). Indeed, with the increasing and diversifying expectations, it is helpful to identify the innovations by which change could be stimulated, accelerated, or institutionalized, and the governance mechanisms by which these expectations could potentially be implemented.

In this paper, we map the institutional landscape of forest ES provision in Europe by analysing how EU and national policy strategies on forest and forest-related policy fields such as biodiversity, and bioeconomy address forest ES, as well as how their provision is promoted through innovations and governance mechanisms. In addition to describing the policy emphases quantitatively and qualitatively, the analysis is designed to answer the question: how does the institutional

landscape match the supply of forest ES? By overlaying the institutional landscape with the supply of forest ES (Orsi et al., 2020), our analysis shows the connections between distribution of forest ES as supply and the policy responses with innovations and governance as demand.

The paper is organised as follows. In the following section two, we operationalise our framework, and in section three we describe the empirical procedure of policy document analysis and summarize the ES mapping we use. In section four we report our findings. In section five we discuss the relevance of our findings for forest ES mapping and governance and finally, in section six, we draw conclusions on innovations and governance as well as on the ways in which this kind of analysis portrays ES scarcity- and abundance-driven policy action.

2. Conceptual basis of the analytical framework

Our framework for empirically analysing policy documents, to inform institutional mapping, includes ES, innovation and governance. The literature and mapping efforts of ES generally acknowledge a range of provisioning, regulating and cultural ES (Maes et al., 2013; Saarikoski et al., 2015; Brockerhoff et al., 2017; Sotirov and Arts, 2018). Provisioning forest ES include wood for fiber and energy food. Also, other non-wood forest products can abound (Lovrić et al., 2020). Regulating forest ES include climate regulation through carbon sequestration and stock functions (and micro climate regulation), water regulation through flood and erosion protection functions. Resilience against extreme weather events can also be a regulating ES (Drever et al., 2006). Cultural ES include recreation (generating wellbeing) and identity (spiritual connection). Biodiversity conservation is often also included in ES assessments through habitat provision (Brockerhoff et al., 2017), and through intrinsic value it is a cultural ecosystem service as well (Saarikoski et al., 2015). Biodiversity conservation is indeed justified also with resilience functions (Drever et al., 2006).

Innovation theory has a long history, and although some empirical analyses focus on innovation outcomes, the bulk of literature on innovations addresses the innovation process, from emergence to the implementation of new ideas (Van de Ven, 1986). Innovation functions – or stages – that are identified in these analyses include at least visioning, development and promotion, experimentation and implementation, as well as system-level transition or upscaling (Gopalakrishnan and Dam-anpour, 1997; Geels and Schot, 2007; Konrad et al., 2012; Sengers et al., 2016). Innovation processes are often categorized by the types of innovations they produce (Carrillo-Hermosilla et al., 2010), i.e., product innovation (REFs), service innovation (Gallouj and Weinstein, 1997; Gallouj and Djellal, 2010; Visscher et al., 2019) or governance innovations (Voss and Simons, 2018). For example, product innovations emerge as a result of targeted design processes or as a response to newly emerging demands or, most commonly, as a result of these two together (Nelson and Winter, 1977). Product innovations tend to be linked to process innovations, but a process innovation might also emerge to increase efficiency (Barras, 1990). Finally, innovations can also be about market rearrangements or transformations in public and economic institutions but may also refer to cultural institutions (Davis and North, 1970; Weatherley and Lipsky, 1977; Hargrave and Van de Ven, 2006).

For forest ES, product innovations could include new wood-based fuels or medical or cosmetic products, while process innovation could refer to less invasive harvesting technologies or processing technologies producing less waste. With strong client orientation, the forest sector has also a fast-developing service market on forestry, bioeconomy, and nature management (Wolf and Primmer, 2006; Mattila et al., 2013; Kleinschmit et al., 2014), exceeding mere use and development of technology (e.g., Gallouj and Weinstein, 1997; Kivimaa and Kautto, 2010; Morrar, 2014; Kivimaa and Kautto, 2010). In terms of forest ES, we assume that service innovation can be related to new products, but also as broader, non-technological outcomes and practices. Forest ES related innovations can occur also in the forms of social networking (Neumeier, 2012; Kluvánková et al., 2018), and include new client and

stakeholder engagement processes, forums, working groups, or platforms (Han et al., 2013; Kleinschmit et al., 2014). Although market rearrangement would require changes in formal rules, the new innovations in forest ES markets might emerge more informally, for example, as perceived changes in traditional practices of forest managers as well as prescribed behavioural changes for public servants in the governmental forestry sector.

Governance captures both government-driven hierarchical steering and broader more openly engaging policy design and implementation (Wurzel et al., 2013). While policy is seen as operating with a range of instruments resting on differing logics (Howlett, 1991), governance further emphasizes voluntary instruments and cooperative structures, implying self-regulation and collective action (Rhodes, 1997; Biermann, 2007).

Responding to the societal expectations for forest ES provision could be organised through a range of governance-mechanisms, including regulation, planning, information provision, collaboration and incentives, building on pre-existing institutional arrangements (Primmer and Furman, 2012; Primmer et al., 2015). Forest laws are the most specific and apparent governance mechanisms. They are backed up with other sector regulations, such as biodiversity conservation and water laws and broader legislative and planning systems that together address ES (Ruhl et al., 2013; Borgström and Kistenkas, 2014; Geneletti, 2011, 2015). Economic incentives for ES provision have been at the centre of ES policy analysis for long, both as government payments, and as more market-based arrangements (Wunder, 2008; Vatn, 2010; Primmer et al., 2013; Börner et al., 2017). Land-use planning is another governance mechanism strongly promoted by the ES research community (Potschin and Haines-Young, 2011; von Haaren et al., 2019). To complement payments and planning, collaborative-adaptive governance mechanisms are often suggested by analysts and by practitioners (Paavola and Hubacek, 2013; Primmer et al., 2015; Dick et al., 2018).

These conceptualisations and analyses of forest ES, innovation and governance constitute the conceptual basis for the framework as summarized in Fig. 1. We operationalize the framework in the following data and methods section.

3. Data and methods

The core of our empirical work consisted of coding policy documents to map the institutional landscape for forest ES provision in Europe. The starting point of our purposive sampling of policy documents was representativeness (Scott, 2014): we sought documents that represented the nationally identified goals and governance mechanisms for forest ES provision at the time of the data collection, in 2018. In considering representativeness, we prioritized comparability, and sought to find policies that would have counterparts in other European countries. For timeliness, we decided that we would focus on strategies, rather than e.

g., laws because strategies addressed a medium term (often 10 years), and could therefore include or promote also innovations. The consideration of representativeness and comparability led us to choosing forest, biodiversity and bioeconomy strategies. These strategies exist in many EU countries and they each have an EU-level counterpart, which was included in the analysis. We did not include any rural or nature tourism policy documents, as there were no comparable counterparts for these as regards forest ES in many EU countries. In addition to the EU-level strategies, we included strategies from those countries in which we were conducting empirical research on specific forest ES governance innovations (innoforest.eu), i.e., Austria, Czech Republic, Finland, Germany, Italy, Slovakia and Sweden, where such a document existed and expanded this dataset to include national forest strategies (or similar national documents) from Denmark, France, Ireland and Spain, which we could handle language-wise. With these countries, we covered 73 % of EU's (EU27) forest and woodland area. Due to language limitations in our team, we did not analyse for example the forest strategy of Poland, the inclusion of which would have made our coverage 78%. For other countries, such as the Netherlands, we could not identify national forest strategies. To ensure comparability, we did not include sub-national strategies of federal countries.

Our dataset hence consisted of 22 national strategies and 3 EU level strategies, including 12 forest strategies, 7 biodiversity strategies, and 6 bioeconomy strategies (Table 1).

We operationalised the conceptual framework for the document analysis as follows. We identified forest ES that represent the spectrum of ES categories: four provisioning, four regulating, and two cultural services (Table 2). This set was chosen as a result of an iterative pre-scanning of which ES would be mentioned in policy documents. Then we developed an analysis template for coding expressions of these ten

Table 1

The 25 policy documents that constitute the institutional mapping data.

Strategies		
Forest strategies		
Europe	EU Forest Strategy	2013
Austria	Austrian Forest Strategy 2020+	2018
Czech Republic	The National Forestry Programme	2008
Denmark	Danish national forestry programme	2018
Finland	National Forest Strategy	2015
France	French Assessment of Ecosystems and Ecosystem Services – Forest Ecosystems	2018
Germany	Forest Strategy 2020	2011
Italy	Framework Programme on Forests (Programma Quadro per le Foreste)	2008
Ireland	Forests, products and people. Ireland's forest policy – a renewed vision.	2014
Spain	State Official Newsletter	2015
Slovakia	National Forest Programme of the Slovak Republic	2007
Sweden	Strategy for Sweden's national forest program	2018
Biodiversity strategies		
Europe	EU Biodiversity Strategy	2011
Austria	Biodiversity Strategy 2020+	2014
Finland	Biodiversity Strategy	2011
Germany	National Strategy on Biological Diversity	2007
Italy	Biodiversity Strategy	2010
Netherlands	Natuurlijk verder - Rijksnatuurvisie 2014	2014
Slovakia	Updated National Biodiversity Conservation Strategy by the year 2020	2013
Bioeconomy strategies		
Europe	EU Bioeconomy Strategy	2012
Austria	Bioeconomy-Research-Technology and Innovation-Strategy for Austria	2018
Finland	Bioeconomy Strategy	2014
Germany	National Policy Strategy Bioeconomy	2014
Italy	BIT – Bioeconomy in Italy	2017
Sweden	Swedish Research and Innovation Strategy for a Bio-based Economy	2012

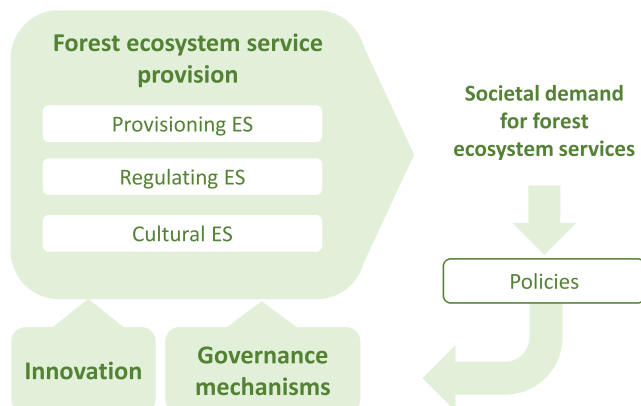


Fig. 1. A framework for institutional mapping.

Table 2

Analysis framework for institutional mapping with items coded from policy documents of forest ES with corresponding indicators used for ES mapping as well as innovations and governance mechanisms targeting them. Biophysical ES are proportional to total land area.

	Coded for institutional mapping	Indicator for biophysical ES
Forest ES¹		
Provisioning ES	Wood	Growing stock volume (m ³ km ²)
	Bioenergy	Potential for bioenergy production (% of forest biomass increment tons km ² yr ⁻¹).
	Non-wood forest products	
Regulating ES	Game	
	Biodiversity conservation	Habitat provision as forest cover in Natura 2000 sites
	Erosion and water protection	Water yield (mm yr ⁻¹)
Cultural ES	Climate regulation, carbon sequestration and stock	Carbon storage (tons km ²)
	Resilience (risk control and climate change adaptation)	
	Cultural heritage	
Innovations ²	Recreation: cultural, physical and experiential interactions	Recreation opportunity (provision potential)
	Product innovation	
	Process innovation and technology improvements	
Governance mechanisms ³	Social and networking innovation	
	Service innovation	
	Market rearrangement and institutional innovation	
Governance mechanisms ³	Markets (direct private-to-private, private-to-private with intermediaries, market-like arrangements organised by government)	
	Government incentives (subsidies, taxes)	
	Regulation (laws and statutes)	
	Collaborative (networks, cooperatives)	
	Information (guidelines, maps, IT and platforms, advice services)	

¹ Coded as follows: 1 = mentioned indirectly, 2 = mentioned directly but not an objective, 3 = stated as an objective but no stated targets or measures for implementation, 4 = a central objective with clear targets and measures for implementation.

² Coded as follows: 1 = promoting, 2 = implementation, 3 = upscaling.

³ Coded as follows: 1 = clear mention but not clear what development is expected, 2 = clear mention that will be developed.

ES, as well as for innovations and governance mechanisms related to them (Table 2). In developing the items for coding, we used the literature referenced in Section 2, and iterated the framework among the authors.

Further operationalising the conceptual basis described in the previous section, we designed the following coding scheme. The weight given to each ES in the documents was coded with a grading ranging from 1 to 4 (1 = mentioned indirectly, 2 = mentioned directly but not an objective, 3 = stated as an objective but no stated targets or measures for implementation, 4 = a central objective with clear targets and measures for implementation, Table 2). Innovations were coded as Product innovation, Process innovation and technology improvements, Social and networking innovation, Service innovation, as well as Market rearrangement and Institutional innovation with a grading of 1–3 (1 = promoting, 2 = implementation, 3 = upscaling). Governance mechanism development was coded into: Markets (direct private-to-private, private-to-private with intermediaries, market-like arrangements

organised by government), Government incentives (subsidies, taxes), Regulation (laws and statutes), Collaboration (networks, cooperatives), and Information (guidelines, maps, IT and platforms, advice services), with a grading of 1–2 (1 = clear mention but not clear what development is expected, 2 = clear mention that will be developed). For example, the development of new markets with specific details was coded as 2, while a general mention with a pledge to develop new pricing models for timber trade to inspire confidence in market functioning was coded as 1.

The coding scheme was tested and coding was calibrated by all coding authors analysing and coding the same policy document (EU Forest strategy) prior to three shared training and calibration sessions. Based on these sessions, the guide for coding was clarified by providing examples of differences between categories and improving the labels of the categories. All coders followed the coding guide (Primmer, 2011).

Innovations and governance mechanisms were originally coded with more detailed grading but since they resulted in only a few entries some categories were combined for the analysis. The small number of cells left empty during the coding were corrected as no mentions (0) when analysing the data with SPSS23. In addition to the grading signalling weight in the policy documents, direct quotes or summarizing excerpts were coded for qualitative analysis of emphases.

For each document, the template was filled in 10 times, once for each ES, producing a spreadsheet with 250 rows for the 25 documents. This made the forest ES in the policy documents our unit of analysis and allowed us to analyse the innovations and governance mechanisms for each forest ES. Most of the strategies were available only in national languages. The excerpts included both summaries of mentions falling under each item, and direct quotations from the strategy documents. Direct quotations were recorded with quotation marks. For calibrating, the coding guide included examples of reporting excerpts (Primmer, 2011).

The excerpts were analysed qualitatively using thematic content analysis; all excerpts for a given item were read and categorised under descriptive labels for that theme. The themes were used in interpreting the frequencies of mentions, to add to the understanding of what mentioned innovations and governance mechanisms were referring to.

We analysed the frequencies of the coded items as graded with the 22 national strategies (Tables 1 and 2) and ran Spearman's rank correlation to analyse the coincidence of forest ES, innovations, and governance mechanisms in the 22 national documents and their biophysical abundance in the same countries. The analyses were conducted with SPSS23. The visual maps illustrating examples of coded emphases in the documents were done only with forest strategies, as these were available and comparable across the 11 countries.

We used the biophysical indicators reported in Orsi et al. (2020), to map the ES. The indicators were converted to represent the average provision of the ES proportional to total land area in each country in 1 km² grid (Table 2, Fig. 2). The vector based Corine Land Cover data (CLC) with a minimum mapping unit of 25 ha was used to mask out the water areas. In the case of habitat, bioenergy and recreation indicators, the data were further processed for this study. The habitat service was estimated by overlapping the forest cover extracted from the CLC and the geospatial layer of Natura 2000 sites provided by the European Environment Agency. Bioenergy was estimated as 20% of the forest biomass increment (Zambelli et al., 2012), using the forest biomass increment dataset produced by the JRC (Busetto et al., 2014). In the case of recreation, only the high recreation provision areas (classes 7–9 in Orsi et al., 2020), without the proximity weighting, was used from the recreation opportunity spectrum (ROS; Paracchini et al., 2014) to describe the recreation provision potential.

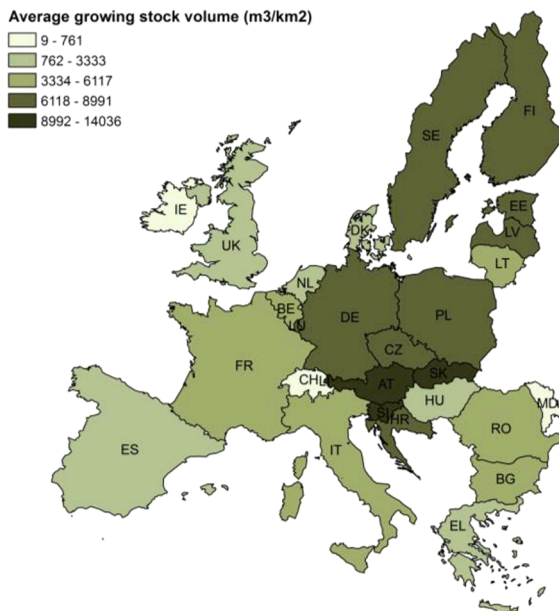


Fig. 2. Average growing stock volume in 1 km² grid (total volume of stems of all living trees) proportional to total land area in each country.

4. Results

4.1. Ecosystem services, innovations and governance in policy documents

Regarding the mentioning of ES, all of the analysed strategies referred to ES or the idea of nature benefiting people in various ways. Sustainable forest management and multifunctionality of forests were also mentioned frequently alongside the concept of ES and the concern of biodiversity degradation. Out of the ten forest ES analysed, wood and biodiversity conservation were most frequently identified as central goals (Table 3), with biodiversity conservation being the only ES that was mentioned in all of the 25 policy documents. Biodiversity conservation in the context of forest and bioeconomy strategies was often stated as a precondition for sustainable forestry and bioeconomy, whereas the biodiversity strategies highlighted this ES as precondition for all forest functions and life. Although bioenergy was often mentioned as a central objective; it was not mentioned in a third of the documents. Slightly over a third of the documents did not mention non-wood forest products (game or edible plants) or cultural heritage. Out of the innovation and governance type mentions, the clearly largest number related to wood (Table 3).

With a focus on innovations, most of the innovations across the strategies related to provisioning and regulating services, while innovations related to cultural ES were mentioned least. Most innovation mentions referred to the initial stage of promoting, and only a small number addressed upscaling. The six bioeconomy strategies had more mentions of innovations compared to forest and biodiversity strategies. More concretely, out of the innovation types analysed, process and technology innovations were most commonly mentioned in the documents and associated with a range of forest ES, foremost wood,

Table 3
Mentions of FES, innovations and governance mechanisms in the 25 analysed policy documents.

	Wood	Bioenergy	Non-wood products	Game	Biodiversity conservation	Erosion and water protection	Climate regulation	Resilience	Cultural heritage	Recreation	Total
Ecosystem Services											
A central objective with clear targets and measures for implementation	12	12	2	3	11	6	8	3	1	7	65
Stated as an objective but no stated targets or measures for implementation	4	5	2	3	7	7	9	8	6	4	55
Mentioned directly but not an objective	5	3	8	6	5	1	4	3	4	4	43
Mentioned indirectly	2	0	2	0	2	5	2	3	3	1	20
Total of mentioned	23	20	14	12	25	19	23	17	14	16	183
No mention	2	5	11	13	0	6	2	8	11	9	67
Total	25	25	25	25	25	25	25	25	25	25	250
Innovations											
Process and technology	15	14	1	1	10	6	9	9	0	5	70
Social process and networking	17	7	1	2	9	4	3	1	2	5	51
Product	14	10	4	2	0	0	6	0	0	1	37
Service	12	6	2	0	7	0	4	4	1	6	42
Market rearrangement	10	9	2	0	8	4	4	1	0	3	41
Total of mentioned	68	46	10	5	34	14	26	15	3	20	241
No mention	47	54	60	55	91	81	89	70	67	60	674
Total coded	115	100	70	60	125	95	115	85	70	80	915
Governance mechanisms											
Markets	15	7	2	2	8	5	2	6	4	1	52
Incentives by government	18	13	1	3	12	4	10	4	2	4	71
Regulation	14	13	4	5	15	7	11	5	2	3	79
Collaborative	17	9	3	4	10	4	5	8	2	4	66
Information	15	7	1	5	14	5	13	8	6	8	82
Total of mentioned	79	49	11	19	59	25	41	31	16	20	350
No mention	36	51	59	41	66	70	74	49	54	65	565
Total coded	115	100	70	60	125	95	115	80	70	85	915

bioenergy, and regulating ES (Table 3). According to the excerpts from the documents, process innovations included new management practices and technology development for resource efficiency and different ICT-related solutions for data collection and sharing. Product innovations were largely related to wood and bioenergy, with the exception of climate regulation. Examples included using wood to replace other building materials or refinement of biomass to make products with smaller CO₂ footprints than their traditional counterparts. Textiles, green chemicals and more resilient tree species for wood material were also mentioned:

“The use of genetically improved planting material e.g. improved Sitka spruce, as distinct from genetically modified material, which will deliver improved timber quality and timber wood volumes will be supported.” (FES Wood, product innovation coded as 3, Ireland’s forest policy).

Innovations in social processes and networks were also common, and predominantly related to wood, less often to biodiversity conservation, and bioenergy. Fig. 3 illustrates social process and network innovation emphasis in forest strategies. The excerpts include new forms of cooperation and partnerships between different actors and improving engagement via public participation, for example, in the planning of forest and ES use. Platforms and networks to enhance cooperation were the concrete measures mentioned for some of these partnerships. Additionally, new cooperation models for training and education and other types of educational projects were mentioned. Online platforms were mentioned as technology innovations or as service innovations. Research and training for management plans for sustainable forest management were framed as service innovations, also for biodiversity conservation.

Opportunities of forestry for development of small-scale business, tourism and services based on social functions of forests (recreational, health and aesthetic) are determined by very diverse natural conditions in forest communities. (FES recreation, service innovation coded as 1, National Forest programme of the Slovak republic). Most service innovations

were mentioned in relation to wood but biodiversity conservation, bioenergy and recreation had also service innovation mentions. Those service innovations mentioned in the strategies that related to recreation were typically about nature and cultural tourism. Market rearrangements related to ES included greening public procurements and supporting sustainability in the markets for natural resources and developing sustainable ES business in general:

“Business innovation with local value chains deriving from forest products, like mushrooms, truffles, herbs, cork etc. as a contribution to rural development opportunities” (FES Non-wood products, market rearrangement innovation coded as 1 promoting, BIT Bioeconomy in Italy).

The strategies mentioned different governance mechanisms for all of the forest ES, but with varying frequency. Most frequently the mechanisms mentioned addressed wood production and biodiversity conservation, and considerable emphasis was put also onto bioenergy and climate regulation (Table 3). Regulation and information were the most commonly mentioned governance mechanisms across the strategies (Table 3), yet bioeconomy strategies stressed collaboration and information more than regulation. Fig. 4 illustrates the emphasis placed on regulation in forest strategies.

Regulation was most commonly expressed for biodiversity conservation, but also other regulating and provisioning services. Based on the excerpts, the strategies often signalled a need or a commitment to updating legislation to better reflect the current context, especially considering the need for more sustainable and climate-friendly forest management practices and innovative solutions to support these. The excerpts also signalled that allowing flexibility in management and developing guidelines and management plans in accordance with international commitments were also framed as regulation. There were occasional mentions of direct prohibitions of, for example, clear-cuts or certain hunting practices. The regulatory division between public state-owned and privately-owned forests was apparent in some of the excerpts.

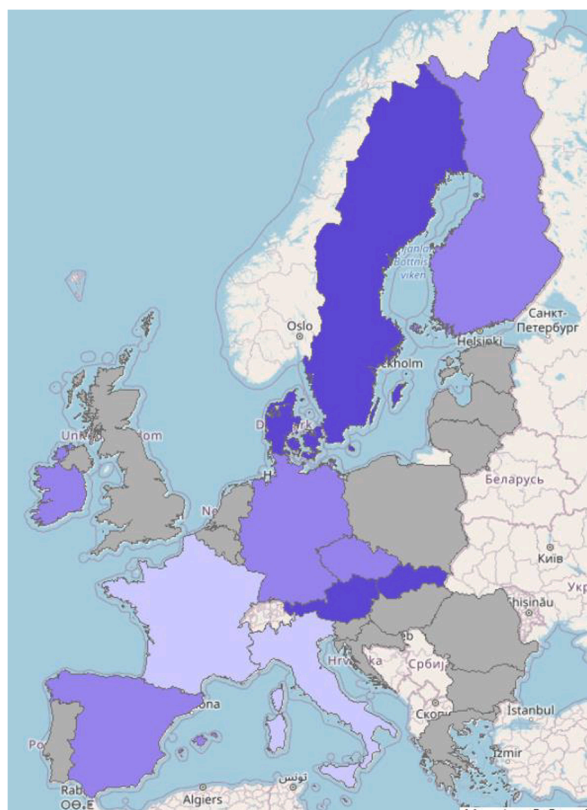


Fig. 3. Policy emphasis on innovation in European national forest strategies: Social and networking innovation.

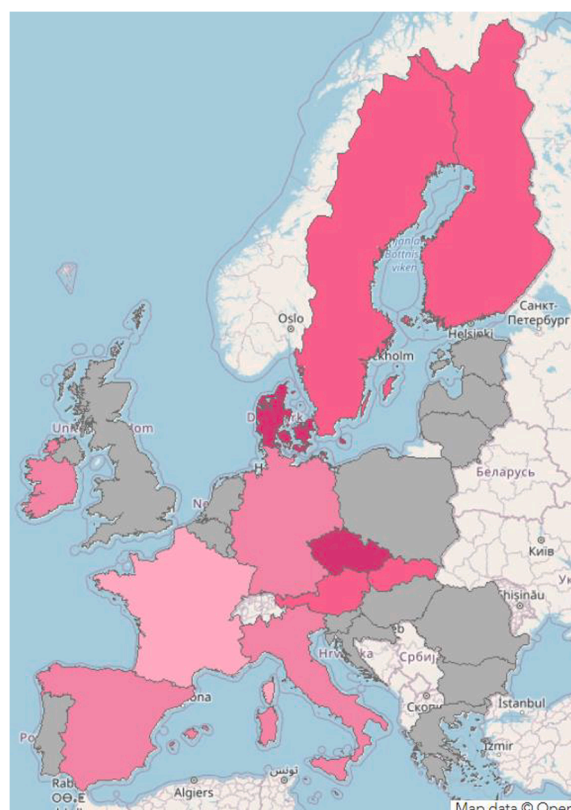


Fig. 4. Policy emphasis on governance mechanisms in European national forest strategies: Regulation.

Regulation of forest management: To reduce clear-cutting; to enable and foster the use of pioneer species namely on clear-cuts due to outbreaks or natural disasters; to support more natural diversification of the spatial structure and species composition as a pre-condition in elimination of stress factors (ES Wood, regulation coded as 2, Forest Strategy 2020 Germany).

According to the excerpts, information as a governance mechanism was often about generating data and developing mapping platforms with inventories and statistics, on diverse issues such as tourism, hunting, ES provision in general, or R&D investment, and training. Information governance related to climate regulation was generally connected to developing ways to measure carbon stocks and climate change impacts:

Use the National Register of agro-forestry carbon tanks as a tool to assess how much the Italian agroforestry systems can contribute to the absorption of greenhouse gas emissions (ES Climate regulation, information, coded as 1, Italian national biodiversity strategy).

Collaborative governance excerpts referred to cross-sectoral, public-private, regional and international partnerships, and public participation in forest ES planning. Collaboration was expressed both through formal arrangements, for example, establishing boards or committees, and through informal practices. Government incentives included tax incentives, investments and financing and other incentives for the different ES and detailing the management of such incentives. The development of different types of public programmes, for example, rural development programmes or research programmes for conservation, were also framed as government incentives for the provision of certain ES. Excerpts of markets and governance, which were mainly related to wood but also to biodiversity conservation, bioenergy and recreation, included stimulating market development and growth for ES provision and the use of PES, promoting new partnerships between the public and private sectors and introducing certificates, standards, and labels to forest products.

4.2. Overlaying institutional and biophysical information

Overlaying the biophysical maps and the coded information on policy emphasis placed on ES resulted in no clear patterns, i.e., the correlations were mostly very low (Table 4). In this kind of qualitative analysis, however, considering also correlations at a significance level larger than $P < 0.05$ is meaningful. With this approach, we could see that biodiversity conservation was clearly emphasised in the strategies of those countries that had high biophysical carbon storage and in those that had high volume of forest. Biodiversity conservation was indeed emphasised in all strategies from countries that had relatively high supply of ES. Cultural heritage was emphasised in the strategies of countries with a low amount of forest in Natura 2000 sites and also to a certain extent from countries with limited recreation opportunity. Resilience was recognised in those countries that had a high level of provisioning ES.

The analysis of the coincidence of ES supply in a country with

national strategies placing emphasis on innovations and governance showed some connections. It signalled that a relatively high supply of provisioning ES was connected to various innovation strategies. These are emphasising process and technology innovations and social process and networking innovations as well as markets and collaborative governance (Table 5). At the same time, a negative correlation indicated that a low supply of erosion control was connected to countries emphasising service innovations and several governance mechanisms. In other words, the limited provision of erosion control might trigger emphasis being placed on at least service innovation and a broad range of governance mechanisms including regulation, information, and markets. A similar but very weak signal could be detected for low coverage of Natura 2000 areas being connected to policy emphasis on both innovations and governance mechanisms, perhaps indicating that strategies consider ES innovations when areas are not set aside.

Social process and networking innovation as well as collaborative governance mechanisms were clearly connected to the supply of provisioning ES. This signals that countries with much forest were oriented in identifying collaborative network-based activities in their strategies. Finally, process innovation was emphasised in countries with high bioenergy potential, likely signalling the technological process orientation in bioenergy development.

5. Discussion

The institutional mapping we have conducted, provides a descriptive illustration of what has been emphasised in national forest strategies representing societal demand at the time they have been drafted. It shows what policies have envisioned as regards innovative new ways of promoting ES provision and what governance mechanisms they have identified for doing so. In this way, our mapping is a dynamic description of policy demand but it should not be interpreted as an analysis of how ES policies have evolved in their specific contexts (Saarikoski et al., 2018; Angelstam et al., 2018). Neither is our analysis an evaluation of success in addressing forest ES or a ranking of the different countries' policies effectiveness.

The scale of institutional mapping differs from biophysical mapping because it is bound to the administrative units at which data is available (Cash et al., 2006). This analysis falls short of the scale-related expectations driven by the new spatial data-driven capacities (Maes et al., 2012; Malinga et al., 2015; Orsi et al., 2020). Yet, a robust analysis is likely to speak to ES governance in meaningful ways and across sectors (Primmer and Furman, 2012; Ruhl, 2016). Starting with the EU level strategies and including them in our descriptive analysis, our main dataset consists of national level forest, biodiversity and bioeconomy strategies, as they exist for many countries in relatively comparable format.

Complementing analyses of policy aiming at innovation (Smits et al., 2010a, 2010b; Kuhlmann et al., 2019), our analysis provides a reality

Table 4

Spearman rank correlation between supply of forest ES in 11 European countries (rows) and mentions of forest ES in 22 national policy documents from those countries (columns).

	Wood	Bioenergy	Non-wood products	Game	Biodiversity	Erosion control	Climate regulation	Recreation	Cultural heritage	Resilience
Carbon storage	-0.081	-0.043	-0.207	0.193	0.443*	-0.039	0.136	-0.088	-0.188	0.253
Bioenergy potential	-0.036	-0.049	0.080	0.114	0.199	-0.168	0.051	-0.018	0.205	0.420
Water yield	-0.113	-0.037	0.014	0.194	0.263	-0.193	0.039	0.004	0.112	0.316
Growing stock volume	-0.143	-0.008	-0.051	0.146	0.353	-0.173	0.057	-0.021	0.009	0.305
Avoided soil erosion	-0.205	-0.058	0.000	-0.147	0.278	0.186	0.073	-0.280	-0.097	-0.020
Soil organic carbon	-0.019	0.031	-0.022	0.263	0.160	-0.327	-0.015	0.202	0.144	0.280
Recreation opportunity	0.061	-0.020	-0.179	0.231	-0.085	0.036	0.051	0.075	-0.378	-0.056
Forest in Natura sites	-0.140	0.110	-0.270	-0.117	0.129	0.179	0.063	-0.162	-0.477*	-0.218

* $P < 0.05$.

Table 5

Spearman rank correlation of biophysical abundance of forest ES in 11 European countries (rows) and policy emphasis on innovation and governance mechanisms as coded from 22 strategies from those countries (columns).

	Innovations				Market re-arrangement	Governance				
	Product	Process innovation	Social process and networking innovation	Service innovation		Regulation	Collaborative	Information	Markets	Incentives by government
Carbon storage	0.067	0.185*	0.202*	0.022	-0.023	-0.074	0.230**	0.016	0.034	0.116
Bioenergy potential	0.115	0.230**	0.208**	0.104	0.009	0.079	0.260**	0.041	0.135	0.043
Water yield	0.125	0.177*	0.217**	0.035	-0.028	0.055	0.245**	-0.096	0.081	-0.002
Growing stock volume	0.116	0.161*	0.224**	0.025	-0.005	0.045	0.227**	-0.091	0.074	0.036
Avoided soil erosion	-0.077	-0.075	-0.030	-0.184*	-0.063	-0.208**	-0.001	-0.310**	-0.176*	-0.089
Soil organic carbon	0.161*	0.146	0.163*	0.083	-0.023	0.125	0.185*	0.039	0.122	-0.008
Recreation opportunity	0.096	-0.029	-0.014	-0.010	-0.028	-0.086	0.063	0.144	0.033	0.030
Forest in Natura sites	-0.009	-0.106	-0.069	-0.116	0.004	-0.144	-0.041	-0.022	-0.101	0.046

*P < 0.05.

**P < 0.01.

test in sector policies that are not directly about innovation, as has been done for energy policy (Kivimaa and Kern, 2016). Our analysis of national strategies shows what EU and European national policies emphasise for forest ES and related innovations and governance. First, the analysis reveals that innovations centre around existing value chains of wood and bioenergy, and around biodiversity conservation, which has often been positioned as challenging wood production in national forest policies (e.g., Blicharska and van Herzele, 2015; Harrinkari et al., 2016; Bonsu et al., 2019). But not all forest ES are targets of innovation - or receive much attention in policies. Non-wood forest products, cultural heritage, and recreation receive little attention, which is in conflict with the ideas of operationalising the full range of forest ES and benefits for people (Saarikoski et al., 2015). For these ES, innovations developed around biodiversity conservation could serve as examples for policy considerations. In particular innovations around collaboration and market arrangements could be extended to foster cultural ecosystem services, and the ideas transferred to governing the provision of these often mostly locally organised ES. -

From our analysis, it is apparent that innovations are not systematically identified or promoted in policies; they rather emerge in niches and as novelties aside from the mainstream (Geels and Schot, 2007). Yet, as innovations are an important point of emphasis in the forest sector (Kleinschmit et al., 2014) and in current European policies (EC, 2019), innovations could be a more apparent component of forest strategies. Innovations should have a more prominent role in forest policy particularly because innovations are expected to improve sustainability (Schot and Steinmueller, 2018).

Innovation may also be the result of a response to a disruption in policy (Kivimaa and Kern, 2016), or another type of external shock or stress. For example, changes in climate policies can influence the ways in which provisioning ES are governed (Verkerk et al., 2020). Indeed, the EU Forest Strategy (EC, 2013) seeks to respond to the challenges and opportunities that forest-based industries face with climate policy. Also shocks such as natural disasters can trigger local or institutional responses to increase the resilience of the forest systems at different levels (Paavola and Primmer, 2019), as has happened in Trentino (Italy) after the 2018 Vaia storms. Even crises like pandemics can influence the demand for forest ecosystem services and their provision, as has happened in Finland during the COVID-19 pandemic, with recreational use of nearby forests around cities and second homes in rural areas drawing new interest in resilient forest management. Our analysis identifies innovations targeted at managing climate change driven risks. Yet,

innovations for managing risks with resilient ES provision could be further developed beyond the mostly general need to secure forest health or respond to droughts.

Our analysis of the institutional landscape shows further that policies are more attuned to identifying governance mechanisms than innovations. Although governance mechanisms focus on the provision of wood and bioenergy as well as biodiversity conservation, some identified governance mechanisms also point to those ES that receive less attention across the landscape, such as game and cultural heritage. Policies function as identifiers of both goals and means (Howlett, 2019; Wurzel et al., 2013). A broad range of means is identified in the analysed strategies, confirming the recognition of instruments constituting policy mixes (Makkonen et al., 2015; Rogge and Reichardt, 2016; Barton et al., 2017). Regulation, clearly a dominant mechanism that is being further developed for those goals that are consistently identified; wood, biodiversity and bioenergy, is tuned also to steering recreational activities, for instance hunting. Important support for regulation comes from information provision and collaboration for ES governance, which has been recognised in ES governance literature (Loft et al., 2015; Primmer et al., 2015; Dick et al., 2018). Interestingly, the concern expressed in the literature, about policies potentially concentrating on marketisation of ES (e.g., Gómez-Baggethun et al., 2010), does not receive support from our analysis, at least not across the range of all ES. Our analysis shows that policy attention for developing market mechanisms focuses around marketable provisioning ES, and wood in particular, with only some mentions of payment arrangements for biodiversity. If national strategies were to focus more on market arrangements in the future, the concerns expressed in literature should be taken onboard and addressed.

Institutional landscape often refers to the institutional context and arrangements surrounding specific governance settings. Relevant for ES governance, the institutional landscape of global environmental change is often said to be too fragmented for addressing environmental challenges (Young et al., 1999; Galaz et al., 2012). Rather than for merely recognising gaps, our analysis of institutional landscape generates an understanding of the geographical variation in ES governance and the ways in which it corresponds with, or responds to, the biophysical landscape of ES supply.

Our mapping shows that there is some correspondence between the biophysical landscape and the institutional landscape. An important notion for interpreting this observation is that ES are often analysed as regards their synergies and tradeoffs across the landscape (Geneletti et al., 2018; Eyvindson et al., 2019; Primmer et al., 2015). The study by

Orsi et al. (2020), for example, shows that while ES like wood, climate regulation, and recreation are consistently supplied together, other ES like wood and pollination, erosion control and soil formation, or soil formation and climate regulation are mostly inversely related. Also our analysis shows that a high volume of forest, signalling provisioning services, is connected to biodiversity conservation. More interestingly, provisioning forest ES would trigger product and service innovations relevant for the wood value chain as well as collaboration. At the same time, scarcity of regulating ES erosion control as well as conservation seems to trigger policies to identify a range of governance mechanisms.

The framework and method we develop in this paper, is tested with a systematic document analysis. With a significant planning and calibration effort, the analysis of comparable documents produces a meaningful dataset that allows both quantitative and qualitative descriptive analysis and testing of geographical coincidence of biophysical ES supply and policy demand for forest ES. We recognise that policy documents are not detailed descriptions of ES or prescriptions for their governance (Kistenkas and Bouwma, 2018), and that they reflect the histories and legacies of each country in a limited fashion. Hence, our institutional mapping should be taken as a description of ecosystem service demand and the ways in which this demand is further mobilised as identified new innovations and governance mechanisms.

6. Conclusions

This paper bridges the gap between the significant scientific endeavour on mapping and assessing ecosystem services (ES) with an empirical understanding of the institutional landscape of ES provision across multiple governance contexts in Europe. Our analytical framework and its operationalisation for analysis with policy documents provides a methodological basis for mapping institutions. We do this by analysing how national strategies on forest, biodiversity and bioeconomy address forest ES, as well as how their provision is promoted through innovations and governance mechanisms. In addition to mapping the institutional landscape of forest ES provision in Europe, the test of the framework and the method of coding comparable policy documents across countries gives important insights for systematic policy analysis and for ES governance. The institutional mapping provides a description of ES demand and the ways in which this demand is further mobilised as new innovations and governance mechanisms.

The empirical findings of our analysis show that forest ES are generally recognised in policies, but the detail in which they are addressed varies. However, identifying innovations for forest ES provision is not frequent across the different ES. Innovations centre around existing value chains of wood and bioenergy as well as biodiversity conservation, while non-wood forest products, cultural heritage, and recreation receive little attention.

Our analysis of how biophysical supply of forest ES is connected to policies paying attention to ES shows that supply of provisioning ES can result in strategies emphasising many innovations, but little supply of regulating ES could trigger service innovations and several governance mechanisms. As forest ecosystems have become the centre of attention in global, European and national sustainability policies, this institutional mapping of forest ES has also policy relevance. In the process of policy design, it is meaningful to outline the goals and the governance mechanisms that are mobilised for advancing those goals and pay attention to how the goals could be promoted through novel innovative means. For European forest policy, the provision of the entire range of ES, and in particular those ES that are scarce in the area, could be supported more systematically, and with more innovative approaches. Because policies are attuned to identifying governance mechanisms, innovations should support new ways of developing and implementing governance.

Declaration of Competing Interest

The authors declare that they have no known competing financial interests or personal relationships that could have appeared to influence the work reported in this paper.

Acknowledgements

The work for this paper was funded by EU Horizon 2020 project InnoForEst GA no. 763899. We thank Caterina Gagliano, Stefan Sorge and Peter Stegmaier for discussing the coding framework with us, Pazmino Murillo, Bettina Lancaster, Juliette Olivier, and Zuzana Sarvasova for coding some of the policy documents, and Peter Stegmaier, Enzo Falco, Veronika Gezik and Jiri Louda for commenting on an earlier version of this manuscript, as well as Iida Autio and Arto Viinikka in supporting us with the biophysical data and maps. We also extend our thanks to the two anonymous reviewers whose comments improved the manuscript significantly.

References

- Angelstam, P., Naumov, V., Elbakidze, M., Manton, M., Priednieks, J., Rendenieks, Z., 2018. Wood production and biodiversity conservation are rival forestry objectives in Europe's Baltic Sea Region. *Ecosphere* 9 (3), e02119.
- Barras, R., 1990. Interactive innovation in financial and business services: the vanguard of the service revolution. *Res. Policy* 19 (3), 215–237.
- Barton, D.N., Benavides, K., Chacon-Cascante, A., Le Coq, J.F., Quiros, M.M., Porras, I., Ring, I., 2017. Payments for Ecosystem Services as a Policy Mix: Demonstrating the institutional analysis and development framework on conservation policy instruments. *Environmental Policy and Governance* 27 (5), 404–421.
- Biermann, F., 2007. Earth system governance as a crosscutting theme of global change research. *Global Environ. Change* 17 (3–4), 326–337.
- Blicharska, M., Van Herzele, A., 2015. What a forest? Whose forest? Struggles over concepts and meanings in the debate about the conservation of the Białowieża Forest in Poland. *Forest Policy Econ.* 57, 22–30.
- Smits, R.E., Kuhlmann, S., Shapira, P., 2010a. The theory and practice of innovation policy. Edward Elgar Publishing.
- Bonsu, N.O., McMahon, B.J., Meijer, S., Young, J.C., Keane, A., Dhubháin, Á.N., 2019. Conservation conflict: Managing forestry versus hen harrier species under Europe's Birds Directive. *J. Environ. Manage.* 252, 109676.
- Borgström, S., Kistenkas, F.H., 2014. The compatibility of the Habitats Directive with the novel EU Green Infrastructure policy. *Eur. Energy Environ. Law Rev.* 23 (2), 36–44.
- Börner, J., Baylis, K., Corbera, E., Ezzine-de-Blas, D., Honey-Rosés, J., Persson, U.M., Wunder, S., 2017. The effectiveness of payments for environmental services. *World Dev.* 96, 359–374.
- Bouwma, I., Schleyer, C., Primmer, E., Winkler, K.J., Berry, P., Young, J., Vadineanu, A., 2018. Adoption of the ecosystem services concept in EU policies. *Ecosyst. Serv.* 29, 213–222.
- Brockerhoff, E.G., Barbaro, L., Castagneyrol, B., et al., 2017. Forest biodiversity, ecosystem functioning and the provision of ecosystem services. *Biodivers. Conserv.* 26, 3005–3035.
- Burkhard, B., Kroll, F., Nedkov, S., Müller, F., 2012. Mapping ecosystem service supply, demand and budgets. *Ecol. Ind.* 21, 17–29.
- Busetto, L., Barredo Cano, J., San-Miguel-Ayaz, J. (2014). Developing a spatially-explicit pan-European dataset of forest biomass increment. In: Proceedings of the 22nd European Biomass Conference and Exhibition - Hamburg 2014. European Biomass Conference, p. 41–46. JRC87643.
- Carrillo-Hermosilla, J., Del Rfo, P., Könnölä, T., 2010. Diversity of eco-innovations: Reflections from selected case studies. *J. Cleaner Prod.* 18 (10–11), 1073–1083.
- Cash, D.W., Neil Adger, W., Berkes, F., Garden, P., Lebel, L., Olsson, P., Pritchard, L., Young, O., 2006. Scale and cross-scale dynamics: governance and information in a multilevel world. *Ecol. Soc.* 11 (2).
- Davis, L., North, D., 1970. Institutional change and American economic growth: A first step towards a theory of institutional innovation. *J. Econ. Hist.* 30 (1), 131–149.
- de Groot, R.S., Alkemade, R., Braat, L., Hein, L., Willemsen, L., 2010. Challenges in integrating the concept of ecosystem services and values in landscape planning, management and decision making. *Ecol. Complex.* 7 (3), 260–272. <https://doi.org/10.1016/j.ecocom.2009.10.006>.
- Dick, J., Turkelboom, F., Woods, H., Iniesta-Arandia, I., Primmer, E., Saarela, S-R... Zulian, G. 2018. Stakeholders' perspectives on the operationalisation of the ecosystem service concept: results from 27 case studies. *Ecosystem Services*, Volume 29, Part C, 552–565.
- Drever, C.R., Peterson, G., Messier, C., Bergeron, Y., Flannigan, M., 2006. Can forest management based on natural disturbances maintain ecological resilience? *Can. J. For. Res.* 36 (9), 2285–2299.
- EU (2018). Regulation (EU) 2018/841 of the European Parliament and of the Council of 30 May 2018 on the inclusion of greenhouse gas emissions and removals from land use, land use change and forestry in the 2030 climate and energy framework, and amending Regulation (EU) No 525/2013 and Decision No 529/2013/EU.

- EC (2011). Communication from the Commission to the European Parliament, the Council, the Economic and Social Committee and the Committee of the Regions. Our Life Insurance, our Natural Capital: an EU Biodiversity Strategy to 2020. COM/2011/0244 final.
- EC (2013). Communication from the commission to the European parliament, the council, the economic and social committee and the committee of the regions. A New EU Forest Strategy: For Forests and the Forest-Based Sector. Mechanism for Monitoring and Reporting Greenhouse Gas Emissions and Other Information Relevant to Climate Change.
- EC (2019) Communication from the commission to the European parliament, the European council, the council, the European economic and social committee and the committee of the regions. The European Green Deal. Brussels, 11.12.2019, COM (2019) 640 final. Available at: https://ec.europa.eu/info/sites/info/files/european-green-deal-communication_en.pdf.
- Eyvindson, K., Repo, A., Triviño, M., Pynnönen, S., Mönkkönen, M., 2019. Quantifying and easing conflicting goals between interest groups in natural resource planning. *Can. J. For. Res.* 49 (10), 1233–1241.
- Gallouj, F., Djellal, F. (Eds.), 2010. *The Handbook of Innovation and Services. A Multi-disciplinary Perspective*. Elsevier, Cheltenham.
- Galaz, V., Biermann, F., Crona, B., Loorbach, D., Folke, C., Olsson, P., Reischl, G., 2012. 'Planetary boundaries' – Exploring the challenges for global environmental governance. *Curr. Opin. Environ. Sustain.* 4 (1), 80–87.
- Gallouj, F., Weinstein, O., 1997. Innovation in services. *Res. Policy* 26 (4–5), 537–556.
- Geels, F.W., Schot, J., 2007. Typology of sociotechnical transition pathways. *Res. Policy* 36 (3), 399–417.
- Geneletti, D., 2011. Reasons and options for integrating ecosystem services in strategic environmental assessment of spatial planning. *Int. J. Biodiv. Sci. Ecosyst. Serv. Manage.* 7 (3), 143–149.
- Geneletti, D., 2015. A conceptual approach to promote the integration of ecosystem services in strategic environmental assessment. *J. Environ. Assess. Policy Manage.* 17 (4), 1550035.
- Geneletti, D., Scolozzi, R., Adem Esmail, B., 2018. Assessing ecosystem services and biodiversity tradeoffs across agricultural landscapes in a mountain region. *Int. J. Biodiv. Sci. Ecosyst. Serv. Manage.* 14 (1), 189–209.
- Gómez-Baggethun, E., De Groot, R., Lomas, P.L., Montes, C., 2010. The history of ecosystem services in economic theory and practice: from early notions to markets and payment schemes. *Ecol. Econ.* 69 (6), 1209–1218.
- Gopalakrishnan, S., Damanpour, F., 1997. A review of innovation research in economics, sociology and technology management. *Omega* 25 (1), 15–28.
- Han, X., Hansen, E., Panwar, R., Hamner, R., Orozco, N., 2013. Connecting market orientation, learning orientation and corporate social responsibility implementation: is innovativeness a mediator? *Scand. J. For. Res.* 28 (8), 784–796.
- Hargrave, T.J., Van de Ven, A.H., 2006. A collective action model of institutional innovation. *Acad. Manag. Rev.* 31 (4), 864–888.
- Harrinkari, T., Katila, P., Karpinen, H., 2016. Stakeholder coalitions in forest politics: revision of Finnish Forest Act. *Forest Policy Econ.* 67, 30–37.
- Hauck, J., Görg, C., Varjopuro, R., Ratamäki, O., Jax, K., 2013. Benefits and limitations of the ecosystem services concept in environmental policy and decision making: some stakeholder perspectives. *Environ. Sci. Policy* 25, 13–21.
- Howlett, M., 1991. Policy instruments, policy styles, and policy implementation: National approaches to theories of instrument choice. *Policy Stud. J.* 19 (2), 1–21.
- Howlett, M., 2019. *Designing public policies: Principles and instruments*. Routledge.
- IPBES (2019): Summary for policymakers of the global assessment report on biodiversity and ecosystem services of the Intergovernmental Science-Policy Platform on Biodiversity and Ecosystem Services. S. Díaz, J. Settele, E. S. Brondizio E.S., H. T. Ngo, M. Gúeze, J. Agard, A. Arneht, P. Balvanera, K. A. Brauman, S. H. M. Butchart, K. M. A. Chan, L. A. Garibaldi, K. Ichii, J. Liu, S. M. Subramanian, G. F. Midgley, P. Miloslavich, Z. Molnár, D. Obura, A. Pfaff, S. Polasky, A. Purvis, J. Razzaque, B. Reyers, R. Roy Chowdhury, Y. J. Shin, I. J. Visseren-Hamakers, K. J. Willis, and C. N. Zayas (eds.). IPBES secretariat, Bonn, Germany. 56 pages.
- IPCC (2000). *Land Use, Land-Use Change and Forestry, A Special Report of the IPCC*. Cambridge University Press, 377 pp.
- Kistenkas H, F, Bouwma M, I, 2018. Barriers for the ecosystem services concept in European water and nature conservation law. *Ecosyst. Serv.* 29, 223–227. <https://doi.org/10.1016/j.ecoser.2017.02.013>.
- Kivimaa, P., Kautto, P., 2010. Making or breaking environmental innovation? Technological change and innovation markets in the pulp and paper industry. *Manage. Res. Rev.* 33 (4), 289–305.
- Kivimaa, P., Kern, F., 2016. Creative destruction or mere niche support? Innovation policy mixes for sustainability transitions. *Res. Policy* 45 (1), 205–217.
- Kleinschmit, D., Lindstad, B.H., Thorsen, B.J., Toppinen, A., Roos, A., Baardsen, S., 2014. Shades of green: a social scientific view on bioeconomy in the forest sector. *Scand. J. For. Res.* 29 (4), 402–410.
- Klůvanková, T., Brnkálková, S., Špaček, M., Slee, B., Nijnik, M., Valero, D., Szabo, T., 2018. Understanding social innovation for the well-being of forest-dependent communities: A preliminary theoretical framework. *Forest Policy Econ.* 97 (C), 163–174.
- Konrad, K., Markard, J., Ruef, A., Truffer, B., 2012. Strategic responses to fuel cell hype and disappointment. *Technol. Forecast. Soc. Chang.* 79 (6), 1084–1098.
- Kubeczko, K., Rametsteiner, E., Weiss, G., 2006. The role of sectoral and regional innovation systems in supporting innovations in forestry. *Forest Policy Econ.* 8 (7), 704–715.
- Kuhlmann, S., Stegmaier, P., Konrad, K., 2019. The tentative governance of emerging science and technology – A conceptual introduction. *Res. Policy* 5, 1091–1097. <https://doi.org/10.1016/j.respol.2019.01.006>.
- Loft, L., Mann, C., Hansjürgens, B., 2015. Challenges in ecosystem services governance: Multi-levels, multi-actors, multi-rationalities. *Ecosyst. Serv.* 16, 150–157.
- Lovrić, M., Da Re, R., Vidale, E., Prokofieva, I., Wong, J., Pettebella, D., Mavsar, R., 2020. Non-wood forest products in Europe – A quantitative overview. *Forest Policy Econ.* 116, 102175.
- Maes, J., Egoh, B., Willemsen, L., Liqueste, C., Vihervaara, P., Schägner, J.P., Grizzetti, B., Drakou, E.G., Notte, A.L., Zulian, G., Bouraoui, F., Luisa Paracchini, M., Braat, L., Bidoglio, G., 2012. Mapping ecosystem services for policy support and decision making in the European Union. *Ecosyst. Serv.* 1 (1), 31–39.
- Malinga, R., Gordon, L.J., Jewitt, G., Lindborg, R., 2015. Mapping ecosystem services across scales and continents – A review. *Ecosyst. Serv.* 13, 57–63.
- Makkonen, M., Huttunen, S., Primmer, E., Repo, A., Hildén, M., 2015. Policy coherence in climate change mitigation: An ecosystem service approach to forests as carbon sinks and bioenergy sources. *Forest Policy Econ.* 50, 153–162.
- Mattila, O., Toppinen, A., Tervo, M., Berghäll, S., 2013. Non-industrial private forestry service markets in a flux: results from a qualitative analysis on Finland. *Small-scale forestry* 12 (4), 559–578.
- Morrar, R., 2014. Innovation in services: A literature review. *Technol. Innov. Manage. Rev.* 4 (4).
- Nelson, R. R., & Winter, S. G. (1977). *In search of a useful theory of innovation. In Innovation, economic change and technology policies (pp. 215-245)*. Birkhäuser, Basel.
- Neumeier, S., 2012. Why do social innovation in rural development matter and should they be considered more seriously in rural development research? Proposal for a stronger focus on social innovation in rural development research. *Sociologia Ruralis* 52, 48–69.
- Orsi, F., Ciolli, M., Primmer, E., Varumo, L., Geneletti, D., 2020. Mapping hotspots and bundles of forest ecosystem services across the European Union. *Land Use Policy* 99, 104840.
- Paavola, J., Hubacek, K., 2013. Ecosystem services, governance, and stakeholder participation: An introduction. *Ecol. Soc.* 18 (4).
- Paavola, J., Primmer, E., 2019. Governing the provision of insurance value from ecosystems. *Ecol. Econ.* 164, 106346.
- Paracchini, M.L., Zulian, G., Kopperoinen, L., Maes, J., Schägner, J.P., Termansen, M., Bidoglio, G., 2014. Mapping cultural ecosystem services: A framework to assess the potential for outdoor recreation across the EU. *Ecol. Ind.* 45, 371–385.
- Potschin, M.B., Haines-Young, R.H., 2011. Ecosystem service values: Exploring a geographical perspective. *Prog. Phys. Geogr.* 35 (5), 575–594.
- Primmer, E., 2011. Analysis of institutional adaptation: Integration of biodiversity conservation into forestry. *J. Cleaner Prod.* 19 (16), 1822–1832.
- Primmer, E., Furman, E., 2012. Operationalising ecosystem service approaches for governance: Do measuring, mapping and valuing integrate sector-specific knowledge systems? *Ecosyst. Serv.* 1 (1), 85–92.
- Primmer, E., Jokinen, P., Blicharska, M., Barton, D.N., Bugter, R., Potschin, M., 2015. Governance of ecosystem services: A framework for empirical analysis. *Ecosyst. Serv.* 16, 158–166.
- Primmer, E., Paloniemi, R., Similä, J., Barton, D.N., 2013. Evolution in Finland's forest biodiversity conservation payments and the institutional constraints on establishing new policy. *Soc. Natl. Resourc.* 26 (10), 1137–1154.
- Rammel, C., van den Bergh, J.C.J.M., 2003. Evolutionary policies for sustainable development: Adaptive flexibility and risk minimising. *Ecol. Econ.* 47 (2), 121–133. [https://doi.org/10.1016/S0921-8009\(03\)00193-9](https://doi.org/10.1016/S0921-8009(03)00193-9).
- Raudsepp-Hearne, C., Peterson, G.D., Bennett, E.M., 2010. Ecosystem service bundles for analyzing tradeoffs in diverse landscapes. *Proc. Natl. Acad. Sci.* 107 (11), 5242–5247. <https://doi.org/10.1073/pnas.0907284107>.
- Rhodes, R.A., 1997. Understanding governance: Policy networks, governance, reflexivity and accountability. Open University.
- Rodríguez, J.P., Beard Jr, T.D., Bennett, E.M., Cumming, G.S., Cork, S.J., Agard, J., Peterson, G.D., 2006. Trade-offs across space, time, and ecosystem services. *Ecol. Soc.* 11 (1).
- Rogge, K.S., Reichardt, K., 2016. Policy mixes for sustainability transitions: An extended concept and framework for analysis. *Res. Policy* 45 (8), 1620–1635.
- Ruhl, J.B., Kraft, S.E., Lant, C.L., 2013. *The law and policy of ecosystem services*. Island Press.
- Ruhl, J.B., 2016. Adaptive management of ecosystem services across different land use regimes. *J. Environ. Manage.* 183, 418–423.
- Saarikoski, H., Jax, K., Harrison, P.A., Primmer, E., Barton, D.N., Mononen, L., Furman, E., 2015. Exploring operational ecosystem service definitions: The case of boreal forests. *Ecosyst. Serv.* 14, 144–157.
- Saarikoski, H., Primmer, E., Saarela, S.R., Antunes, P., Aszalós, R., Baró, F., Dick, J., 2018. Institutional challenges in putting ecosystem service knowledge in practice. *Ecosyst. Serv.* 29, 579–598.
- Schot, J., Steinmueller, W.E., 2018. Three frames for innovation policy: R&D, systems of innovation and transformative change. *Res. Policy* 47 (9), 1554–1567.
- Scott, J., 2014. *A matter of record: Documentary sources in social research*. John Wiley & Sons.
- Sengers, F., Wieczorek, A.J., Raven, R., 2016. Experimenting for sustainability transitions: A systematic literature review. *Technological Forecasting and Social Change*.
- Smits, R.E., Kuhlmann, S., Shapira, P. (Eds.), 2010b. *The theory and practice of innovation policy. An international handbook*. Elsevier, Cheltenham.
- Sotirov, M., Arts, B., 2018. *Integrated Forest Governance in Europe: An introduction to the special issue on forest policy integration and integrated forest management*. *Land Use Policy* 79, 960–967. <https://doi.org/10.1016/j.landusepol.2018.03.042>.

- UNDSG 2015. United Nations, 2015. Transforming our World: The 2030 Agenda for Sustainable Development. Outcome document for the UN Summit to Adopt the Post-2015 Development Agenda: Draft for Adoption, New York.
- Van de Ven, A.H., 1986. Central Problems in the Management of Innovation. *Manage. Sci.* 32 (5), 590–607.
- Vatn, A., 2010. An institutional analysis of payments for environmental services. *Ecol. Econ.* 69 (6), 1245–1252.
- Verburg, R., Selnes, T., Verweij, P., 2016. Governing ecosystem services: National and local lessons from policy appraisal and implementation. *Ecosyst. Serv.* 18, 186–197. <https://doi.org/10.1016/j.ecoser.2016.03.00>.
- Verkerk, P.J., Costanza, R., Hetemäki, L., Kubiszewski, I., Leskinen, P., Nabuurs, G.J., Potočník, J., Palahí, M., 2020. Climate-smart forestry: The missing link. *Forest Policy Econ.* 115, 102164 <https://doi.org/10.1016/j.forpol.2020.102164>.
- Vihervaara, P., Viinikka, A., Brander, L., Santos-Martín, F., Poikolainen, L., Nedkov, S., 2019. Methodological interlinkages for mapping ecosystem services—from data to analysis and decision-support. *One Ecosystem* 4, e26368.
- Visscher, K., Stegmaier, P., Damm, A., Hamaker-Taylor, R., Harjanne, A., Giordano, R., 2019. Climate Services. A Typology of Climate Services. *Climate Services, Matching Supply and Demand*.
- von Haaren, Christina, Lovett, Andrew A., Albert, Christian (Eds.), 2019. *Landscape Planning with Ecosystem Services: Theories and Methods for Application in Europe*. Springer Nature B.V, Dordrecht.
- Voss, J.-P., Simons, A., 2018. A novel understanding of experimentation in governance: co-producing innovations between “lab” and “field”. *Policy Sci.* 51, 213–229.
- Weatherley, R., Lipsky, M., 1977. Street-level bureaucrats and institutional innovation: Implementing special-education reform. *Harvard Educ. Rev.* 47 (2), 171–197.
- Winkel, G., Sotirov, M., 2016. Whose integration is this? European forest policy between the gospel of coordination, institutional competition, and a new spirit of integration. *Environ. Plan. C: Govern. Policy* 34 (3), 496–514.
- Wolff, S., Schulp, C.J.E., Verburg, P.H., 2015. Mapping ecosystem services demand: A review of current research and future perspectives. *Ecol. Ind.* 55, 159–171.
- Wolf, S.A., Primmer, E., 2006. Between incentives and action: a pilot study of biodiversity conservation competencies for multifunctional forest management in Finland. *Soc. Natl. Resour.* 19 (9), 845–861.
- Wunder, S., 2008. Payments for environmental services and the poor: Concepts and preliminary evidence. *Environ. Dev. Econ.* 13 (3), 279–297.
- Wurzel, R., Zito, A.R., Jordan, A.J., 2013. *Environmental Governance in Europe: A Comparative Analysis of the Use of New Environmental Policy Instruments*. Edward Elgar Publishing, Cheltenham.
- Young, O.R., Agrawal, A., King, L.A., Sand, P.H., Underdal, A., Wasson, M., 1999. Institutional dimensions of global environmental change. *Public Admin. Public Policy* 2, 100.
- Zambelli, P., Lora, C., Spinelli, R., Tattoni, C., Vitti, A., Zatelli, P., Ciolli, M., 2012. A GIS decision support system for regional forest management to assess biomass availability for renewable energy production. *Environ. Modell. Software* 2012–38, 203–213.