

MAGYAR TUDOMÁNYOS AKADÉMIA
Közgazdaság- és Regionális Tudományi Kutatóközpont



Centre for Economic and Regional Studies
HUNGARIAN ACADEMY OF SCIENCES

MŰHELYTANULMÁNYOK

DISCUSSION PAPERS

MT-DP – 2016/9

**Optimal payments to connected depositors
in turbulent times - a Markov chain approach**

DÁVID CSERCSIK - HUBERT JÁNOS KISS

Discussion papers
MT-DP – 2016/9

Institute of Economics, Centre for Economic and Regional Studies,
Hungarian Academy of Sciences

KTI/IE Discussion Papers are circulated to promote discussion and provoke comments.
Any references to discussion papers should clearly state that the paper is preliminary.
Materials published in this series may subject to further publication.

Optimal payments to connected depositors in turbulent times - a Markov chain approach

Authors:

Dávid Csércsik
Pázmány Péter Catholic University
Faculty of Information Technology
Email: csercsik@itk.ppke.hu

Hubert János Kiss
research fellow
Institute of Economics
Momentum (LD-004/2010) Game Theory Research Group
Centre for Economic and Regional Studies, Hungarian Academy of Sciences
and Eötvös Loránd University - Department of Economics
E-mail: kiss.hubert.janos@krtk.mta.hu

May 2016

ISBN 978-615-5594-42-7
ISSN 1785 377X

Optimal payments to connected depositors in turbulent times - a Markov chain approach

Dávid Csercsik - Hubert János Kiss

Abstract

We propose a discrete time probabilistic model of depositor behavior which takes into account the information flow among depositors. In each time period each depositors' current state is determined in a stochastic way, based on its previous state, the state of other connected depositors and the strategy of the bank. The bank offers payment to impatient depositors who accept or decline them with certain probability, depending on the offered amount. The connections between depositors affect the evolution of the state trajectory as well: the more other connected depositors demand money from the bank, the larger is the probability that the depositor turns also impatient. Our principal aim is to see how are the optimal offers of the bank if it wants to keep the expected chance of a bank run under a certain level and minimize its expected payments, while taking into account the connection structure of the depositors. We show that in the case of the proposed model this question results in a nonlinear optimization problem with nonlinear constraints, and that the method is capable of accounting for time-varying resource limits of the bank. Optimal offers increase a) in the degree of the depositor; b) in the probability of being hit by a liquidity shock, and c) the effect of a neighboring impatient depositor.

Keywords: Bank runs, Markov chains, Network, Optimization

JEL classification: C61, C63, G21

Optimális kifizetések kapcsolatban álló betéteseknek zavaros időkből – Markov-lánc megközelítés

Csercsik Dávid – Kiss Hubert János

Összefoglaló

Egy diszkrét idejű valószínűségi modellt írunk fel a betétes döntések vizsgálatához, melyben figyelembe vesszük a betétesek közötti információáramlást. Minden időpontban a betétes állapota sztochasztikusan határozódik meg a korábbi állapotának, a vele kapcsolatban álló betétesek állapotának és a bank stratégiájának függvényében. A bank kifizetést ajánl fel a türelmetlen betéteseknek, akik az ajánlat nagyságától függően azt elfogadják vagy elutasítják bizonyos valószínűséggel. A betétesek közötti kapcsolatok is befolyásolják az állapot változását: minél több olyan betétes követeli a pénzét a banktól, akivel az adott betétes kapcsolatban áll, annál nagyobb a valószínűsége, hogy ő is türelmetlen lesz. A fő célunk az, hogy megvizsgáljuk a bank optimális ajánlatait, ha a bankroham esélyét egy bizonyos szint alatt akarja tartani és egyben a kifizetéseket is minimalizálni szeretné, figyelembe véve a betétesek kapcsolati hálóját. Megmutatjuk, hogy ez egy nem lineáris optimalizációs probléma nem lineáris korlátokkal, ami képes figyelembe venni a bank időben változó erőforráskorlátját is. Az optimális ajánlatok nőnek a) a betétes fokszámával; b) a likviditási sokk bekövetkezésének valószínűségével; c) és a szomszédos türelmetlen betétesek hatása miatt.

Tárgyszavak: bankroham, Markov-lánc, hálózatok, optimalizáció

JEL kódok: C61, C63, G21

Optimal payments to connected depositors in turbulent times - a Markov chain approach

Dávid Csercsik* Hubert János Kiss †

Abstract

We propose a discrete time probabilistic model of depositor behavior which takes into account the information flow among depositors. In each time period each depositors' current state is determined in a stochastic way, based on its previous state, the state of other connected depositors and the strategy of the bank. The bank offers payment to impatient depositors who accept or decline them with certain probability, depending on the offered amount. The connections between depositors affect the evolution of the state trajectory as well: the more other connected depositors demand money from the bank, the larger is the probability that the depositor turns also impatient. Our principal aim is to see how are the optimal offers of the bank if it wants to keep the expected chance of a bank run under a certain level and minimize its expected payments, while taking into account the connection structure of the depositors. We show that in the case of the proposed model this question results in a nonlinear optimization problem with nonlinear constraints, and that the method is capable of accounting for time-varying resource limits of the bank. Optimal offers increase a) in the degree of the depositor; b) in the probability of being hit by a liquidity shock, and c) the effect of a neighboring impatient depositor.

Keywords and phrases: Bank runs, Markov chains, Network, Optimization

*Pázmány Péter Catholic University, Faculty of Information Technology, P.O. Box 278, H-1444 Budapest, Email: csercsik@itk.ppke.hu

†Eötvös Loránd University - Department of Economics 1117 Budapest, Pázmány Péter sétány 1/a, Hungary. Email: kisshub@gmail.com. Research fellow in the Momentum (LD-004/2010) Game Theory Research Group at the MTA KRTK KTI

1 Introduction

Banks and other financial intermediaries convert short-term liabilities into long-term and often illiquid assets, a process called maturity transformation. Liquidating the assets is generally costly, hence if many depositors or investors attempt to withdraw their funds from the bank or from other forms of financial intermediation, then liquidity problems may arise, that may spark a bank run and result in solvency problems through fire sales. If depositors anticipate such potential problems, then it may in turn make them more prone to withdraw. Moreover, during financial crisis it is even more likely that depositors are concerned about the liquidity and solvency of their bank, making bank runs more probable also.

In traditional bank run models [2, 5] banks are supposed to determine payment to those who withdraw as a result of a maximization problem. The bank maximizes the overall expected utility of its depositors. Depending on the specified environment, these models either allow a bank run outcome [2] or they do not [5]. In this paper we take a different approach. In times of crises, it makes sense to assume that the most important objective of the bank is to survive. More precisely, it wants to keep the probability of a potentially devastating bank run very low at a minimum cost. The bank's intention to minimize the cost (in our case the payments to depositors) in times of financial distress is due to the uncertainty about the duration of the crisis and unforeseeable contingencies. Hence, the bank wants to keep as much funds available as possible to be prepared for future potential difficulties. However, it aims also to pay to those who withdraw smoothly so that rumours about problems of receiving a payment from the bank do not set off a bank run.

Our main aim is to understand the optimal payments of the bank during crises when the bank wants to minimize payments, but also maintain sufficiently low the probability of bank runs given the connections between depositors. Unlike in other models, depositors' decision is assumed to be determined in the following way. Each bank customer starts as a depositor without urgent liquidity needs (that is, they are patient in bank run parlance). However, in any period each depositor may be hit by a liquidity shock, turning a patient depositor into an impatient one. Impatient depositors have immediate liquidity needs so they withdraw money from the bank as soon as they can. When they contact the bank to withdraw money, the bank makes them an offer that they can accept or reject. The probability of accepting the offer depends on the amount that is being offered. The larger the amount, the more likely that the depositor accepts. Accepting or not does not only affect the bank and the depositor in question, but may have an additional effect. Depositors are connected by an underlying social

network and if a patient depositor is connected to an impatient depositor, then the probability to become impatient increases. A possible explanation is that if a depositor notes that the number of those who want to withdraw from the bank increases, then she may interpret it as people trying to get out their funds due to some problem with the bank. In such a case it may be optimal to withdraw as well, because if a depositor waits too long while the rest withdraws, then she may have problems to recover her funds. Once an impatient depositor accepts the offer from the bank, she ceases to be impatient and her effect on other depositors disappears as well. We define a bank run as a situation in which there is no more patient depositor because everybody wants to withdraw or has done so already. We compute how the payments to depositors who want to withdraw should be so as to minimize these payments, but also to keep the probability of a bank run low, taking into account how depositors affect each other through their social network.

Even though bank run models differ in important points (e.g. whether there is aggregate uncertainty about the liquidity needs), but almost all models have multiple equilibria, one of which involves bank runs. This paper also admits bank runs as the bank sets payments in a way that the probability of runs is reduced, but need not be zero. However, we do not have equilibria as depositors do not make strategic decisions. Depositors in our model react as an automaton to what happens around them, in a non-strategic way. Our focus is on how banks determine payment optimally in such an environment. We show that the problem can be neatly formalized as an optimization problem. However, the general formulation is too complex to be analyzed. Hence, we focus in detail on a small, tractable problem. We find that depositors with more connections receive larger optimal offers from the bank, *ceteris paribus*, reflecting the idea that the bank attempts to avoid that these depositors increase the probability that the depositors they are connected to become also impatient. We also find that the lower is the probability of bank runs that a bank tolerates, the larger is the optimal offer, all other things held constant. It is intuitive because through larger offers the bank reduces the probability of rejected offers that may lead to a bank run. As expected, the optimal payment to impatient depositors increases as the probability of liquidity shocks increases. In our examples, the optimal offers are almost linear in the probability of being hit by the liquidity shock, but the expected cost increases often non-linearly in the same parameter. We show also through our example that the larger is the effect that an impatient depositor exerts on her neighbors, the larger is the optimal offer, *ceteris paribus*. We find also that the sparser is the connection structure between depositors, the less they affect each other, hence the optimal offers from the bank are also smaller. We show also that the same analysis can be carried out in more complicated models that take

into account feasibility constraints and allow for time-varying offers. Most importantly, even in these more intricate setups we find that more connected depositors receive larger offers from the bank.

There are several institutions and policies that are designed to handle problems that may arise during crises. The most prominent is deposit insurance that guarantees the recovery of deposits in case the bank has liquidity or other problems. There are several issues that make deposit insurance an imperfect solution. It entails moral hazard since the insurance of deposits may motivate banks to take on excessive risks. The coverage is limited both in size and scope, so depositors with a large deposit and investors with uninsured investments still remain a concern for the bank. For these reasons other ways of coping with financial distress have been used also. The most frequent alternative is liquidity suspension and rescheduling of payments. Our paper can be viewed as an attempt to formalize how this rescheduling should be if connections between depositors matter and the bank aims at minimizing payments to depositors, but also wants to keep the probability of bank runs low. In many instances, the renegotiation of payments is done by the banking authority. Ennis and Keister [3] have examples of how such rescheduling occurred in some countries.

Note that many non-bank institutions (like mutual funds) engage also in maturity transformation and in their case short-term liabilities also retain a debt-like structure. Generally, the investments these institutions have are susceptible to investor run as well. In general, consider any firm or financial institution that owns to investors and negotiates with them about the terms of repayment, knowing that those investors may be connected. Our analysis applies to them as well. A further motivating example may be countries that struggle to pay their sovereign debt. Consider for instance Argentina that restructured its debt several times in the last decade. During this process the affected bondholders are offered payments (often in form of longer term bonds) that are lower than the original bonds promised. Obviously, the country that is dealing with the bondholders tries to minimize the payments, but wants the bondholders to accept the offers it makes. If a bondholder accepts an offer, then it may influence the willingness of other bondholders to accept the offer as well [1].

The rest of the paper is organized as follows. In section 2 we present briefly the related literature. Section 3 introduces the model, while section 4 states the optimization problem and solves it in detail for an example. Section 5 considers another examples that is more complicated as it adds features occurring in real life. Section 6 contains discussion and conclusions.

2 Related Literature

In this section first we show that that depositors react to the decisions of other depositors that they observe and then discuss issues related to the importance of setting the right payment to depositors.

In our model, depositors react to other depositors' observed decisions. More precisely, we assume that the chance that a depositor becomes impatient is growing in the number of impatient depositors that she is linked to. Empirical studies support this idea. Kelly and O Grada [7] investigate a bank run episode in New York in the 19th century and show that the most important factor determining whether an individual panicked or not was her county of origin in Ireland. Immigrants from the same country clustered in the same neighborhood and observed each other, so if a depositor saw a large number of individuals trying to withdraw, then she was more likely to do so as well. Iyer and Puri [6] study a bank run that occurred in India in 2001 and demonstrate that observing withdrawals in one's social network increases the probability that the depositor in question follows suit. Starr and Yilmaz [11] show that during a bank run incident in 2001 that occurred in Turkey, small and medium-sized depositors of an Islamic bank seemed to observe withdrawals of their peers and the larger the mass that withdrew, the more depositors did the same the next day. Experimental evidence also suggests that observability plays an important role in the emergence of bank runs (see, for example [4, 10, 8, 9]). A common finding of these experimental studies is that if previous withdrawals are observed, then they induce further withdrawals. These empirical and experimental findings make it clear why we consider important to introduce into our model that depositors are affected by the withdrawal decision of depositors they are connected to.

In the theoretical literature banks are supposed to act in the interest of the depositors and hence they set payments in a way that maximizes the overall utility of depositors. Important for our study, Green and Lin [5] find that the optimal payment depends on the self-reported type of the depositors and their position in the sequence of decision. As a consequence, depositors who withdraw early may end up with quite different payments. Our model has that feature as well, although in our case differences in payments are due to the connection structure between depositors. Ennis and Keister [3] use a Diamond and Dybvig [2] model and show that if the bank realizes that a bank run is underway, then it re-optimizes the payments to the subsequent depositors. Our idea is similar in the sense that the bank adapts to hard times, but the optimization problem in our model is very different. Unlike [3], we do not maximize the utility of the remaining depositors, but minimize the payments to them so that they accept it with sufficiently large probability

and do not ignite a bank run. Furthermore, in the proposed model the bank designs a protocol for the withdrawal period, and assumes that it won't be possible to reevaluate the situation in between the first withdrawal request and the consequences. Considering that reactions to the first withdrawal may appear within days (or even hours), this seems to be a plausible scenario. According to this, the most straightforward interpretation for the discrete time periods of our model is the scale of days.

We are aware of only one paper that uses Markov chains to study bank runs. Temzelides [12] studies how depositors are affected by the number of withdrawals from their and other banks in the previous period. He investigates myopic best response in an evolutionary banking setup. In his model there is no underlying social network that determines who affects whom, but each depositor observes other depositors' past action. Neither does he study the optimal payment, so our approaches are quite different.

3 Model

Assume that there are n depositors that are located at the nodes of a network and connections enable observability. Hence, a link connecting two depositors implies that they can observe each other's action.

To define a Markov chain model, we have to specify the possible states of the model and the state transition matrix Q which contains the state transition probabilities. Since the connections of a certain depositor to another ones matter, we will distinguish between them. This means that the set of the possible states of the model (\mathcal{S}) can be determined as the Descartes product over the set of possible states of the depositors (S). To keep the model as simple as possible, we will assume three possible state for each depositor:

- **Patient** (P) This is the basic state of each depositor and following the literature a patient depositor does not have urgent liquidity need.
- **Impatient** (I) If a liquidity shock hits a depositor, her state changes from P to I , meaning that she is demanding money from the bank. Furthermore, if two depositors are connected and one is impatient, she increases the probability of the other one becoming impatient. We assume that this effect is additive, so two impatient acquaintances double the chance of a $P \rightarrow I$ transition.
- **Out** (O) We assume that the bank offers a certain amount of money to impatient depositors, who may accept or reject the offer. We suppose that the chance that the impatient depositor accepts the offered

quantity increases with the offered sum. If the depositor accepts the offered amount of money, her state will turn from I to O and ceases to affect her neighbors thereafter. If she rejects, then she stays in state I for the next step.

Hence, $S = \{P, I, O\}$. Note that all depositors start being patient, and then may turn impatient. Those impatient who accept the offer of the bank enter state O . It is not possible to go directly from P to O and any move in the reverse direction (for example from I to P) is disregarded also. Given this setup, the total number of states of the system will be 3^n where n is the number of depositors. For sake of tractability we use the following assumptions:

- *Connection structure.* The structure of the links connecting the depositors may be described by a simple undirected graph, whose adjacency matrix is A .¹ Take any two depositors. If they are linked, then the corresponding entry in the adjacency matrix is 1. If one of them is impatient, while the other one patient, then the former affects the latter one by increasing the probability that it turns impatient as well. Following the standard language of network analysis, if two depositors are connected, then they are neighbours, and the number of connections a depositor has is called degree. Hereafter, we assume that the bank knows the connection structure. We admit that this is a strong assumption, but banks may have a lot of information about depositors including information about connections between them. Based on [7, 6], depositors living in the same neighborhood are likely to observe each other. Starr and Yilmaz [11] suggest that deposit size also may be a determinant of which depositor observes with other depositors. Banks may take into account such information.
- *Homogeneity.* Depositors are homogeneous in the following senses: i) the chance of being hit by the liquidity shock is the same for all patient depositors (and independent of the degree); ii) when offered a certain amount by the bank, the probability of accepting that amount (and hence change into the state O) is also the same for all impatient depositors (and again independent of the degree).
- *Degree-dependent payments.* Let $o_{i,deg(i)}(t)$ be the sum offered to depositor i at time t where $deg(i)$ is the number of neighbors of i . The bank

¹A straightforward generalization of the model could be where we assume asymmetric information, and thus a directed A .

distinguishes depositors based only on their degree. In other words, assuming time-independent payments, two depositors with the same degree receive always the same offer from the bank if in any given state and time. Since $o_{i,deg(i)}(t) = o_{j,deg(j)}(t)$ if $deg(i) = deg(j)$, hereafter we use $o_{deg}(t)$.

Note that the assumptions on the connection structure and homogeneity imply that depositors in the model differ only in their degree. As a consequence, there are 2^{n-1} possible connection structures.

3.1 State transition probabilities

Now we are ready to define the state transition probabilities. Any state σ in \mathcal{S} can be composed as $s_1s_2\dots s_n$ where $s_i \in S = \{P, I, O\}$. Let us furthermore use the following notation convention: $\sigma(t, i)$ denotes $s_i(t)$, the state of depositor i at time t .

Within a given time period, we assume that the following events take place simultaneously:

- Patient depositors turn impatient with some probability (that is determined by the probability of being hit by the liquidity shock and the number of impatient neighbors).
- Impatient depositors decide if they accept or reject the offers by the bank.

We assume that transition events of the depositors in one step are independent, so the transition probability from state $\sigma(1) = s_1(1)s_2(1)\dots s_n(1)$ at $t = 1$ to $\sigma(2) = s_1(2)s_2(2)\dots s_n(2)$ at $t = 2$ can be written as

$$p(\sigma(1) \rightarrow \sigma(2)) = \prod_{i=1}^n p(s_i(1) \rightarrow s_i(2)) \quad (1)$$

where $p(s_i(1) \rightarrow s_i(2))$ denotes the probability that depositor i changes her state from $s_i(1)$ to $s_i(2)$ where $s_i(1), s_i(2) \in S$. Next, we determine the single transition probabilities.

- The chance of a liquidity shock hitting each patient depositor at each time period is denoted by p_s . We assume that impatient depositors affect the behavior of patient neighbors, and may induce $P \rightarrow I$ transitions: δ denotes the level of how much an impatient depositor connected

to a patient one increases the $P \rightarrow I$ transition. This way the patient-impatient transition at time t for patient depositor i may be calculated as

$$p_s + k_i^I(t)\delta, \quad (2)$$

where $k_i^I(t)$ is the number of impatient depositors connected to i at time t .² The chance of staying in the P state is $1 - p(P \rightarrow I)$.

- The chance that an impatient depositor i accepts the offered money at time t is denoted by $f(o_{deg(i)}(t))$ where f is a monotone increasing function, assumed to be the same for each depositor. The chance of staying in the I state is $1 - p(I \rightarrow O)$.

To characterize the evolution of the system we introduce a lexicographic ordering of the states (e.g. $PPP...PP = \sigma_1$, $PPP...PI = \sigma_2$ etc. - for an example, see Appendix A). Furthermore, we define the state transition matrix $Q \in \mathcal{R}^{3^n \times 3^n}$. $Q_{i,j}$ is equal to the probability of the transition from state σ_i to σ_j . The probability of state i at time t is given by the i th element of the vector $x(t) \in \mathcal{R}^{3^n}$. We will denote the probability of state j ($\sigma = \sigma_j$) at time t shortly with p_j^t (p_j^t equals the j th element of $x(t)$). Therefore,

$$x(t) = (Q^T)^t x_0 \quad (3)$$

where $x_0 \in \mathcal{R}^{3^n}$ is a vector describing the initial state of the system. Thus, $x_0 = (1, 0, 0, \dots, 0)$ denotes that the probability of the initial state (in our lexicographic ordering $\sigma_1 = PPP...P$) is 1.

Let us define the cost of a given state σ_i at time t as the sum of offers accepted in the last time period (corresponding to $I \rightarrow O$ transitions from $t - 1$ to t)

$$c(\sigma_i(t)) = \sum_{j: \sigma(t,j)=O, \sigma(t-1,j)=I} o_{deg(j)}(t-1). \quad (4)$$

That is, the sum offers that have been accepted at time period t (but not before) by depositors with degree j that ranges from 0 to $n-1$. The total (or cumulated) cost (C) of $\sigma_i(t)$ may be defined as

$$C(\sigma_i(t)) = \sum_{k=2}^t c(\sigma_i(k)) \quad (5)$$

As already pointed out, it is plausible to believe that in turbulent times banks attempt to minimize the payments to depositors who want to withdraw, but at the same time the bank tries to keep the probability of a bank

²In general we do not assume the connection structure to change, but the model framework is capable of handling such cases.

run at a low level. As we will show, with the proposed formalized model we are able to exactly grasp this intuition.

4 Optimization with no offer constraints and time independent offers

In this section we assume that the offers are time-independent, which means that a depositor with a certain number of neighbors receives the same offer in each time period if in impatient state (and so we omit the argument t in $o_{deg(i)}(t)$).

Let $E[C(t)]$ denote the expected payments to depositors at time t . In general,

$$E[C(t)] = \sum_i C(\sigma_i(t))p_i(t) \quad (6)$$

where $p_i(t)$ is the probability of state σ_i at time t . However, since the offers are time-independent, we may write

$$E[C(t)] = \sum_{j: O \in \sigma_j} o_{deg(j)}p_i(t), \quad (7)$$

so we omit the argument t in $o_{deg(i)}(t)$.

Assuming time-independent offers, the expected cost of the bank $E[C(t)]$ depends, on the the probability of those states at time t , which have at least one O , and the position of those O -s in σ . The position determines the degree which determines the payment (since payments only depend on the depositors degree) to those depositors that were impatient and accepted the offer.

Actual payments are made only to those impatient depositors who accept the offer. Since offers are assumed to be time-independent, in this case it does not matter when the given state changed from I to O (in other words, when the offer was accepted) - since amounts offered for a certain (impatient) node are time-independent.

To formulate the optimization problem, we also need to define what we consider a bank run.

Definition 1 *Any state where no patient depositor is present is considered as a bank run.*³

³Note the irreversibility: Since there is no $O \rightarrow I$, $O \rightarrow P$, or $I \rightarrow P$ transition, once the system is in a state of bank run, all following states will be bank runs.

The optimization problem of the bank is the following at time t and given a connection structure A :

$$\min_{o_1, \dots, o_d} E[C(t)] \quad \text{subject to} \quad P_{BR}(t) < \bar{P}_{BR} \quad (8)$$

where d is the maximal degree in the connection structure, and

$$P_{BR}(t) = \sum_{i: P \notin \sigma_i} p_i(t) \quad (9)$$

where $P \notin \sigma_i$ refers to those states which do not include patient (P) depositors. $P_{BR}(t) < \bar{P}_{BR}$ denotes that we want to keep the probability of bank run below some given threshold.

While this is a general optimization, it is too complex to be analyzed. The size of the state transition matrix grows exponentially with the number of the modelled depositors, and the complexity of the resulting expressions may be very high even in the case of quite simple examples that we show next. One may partially overcome this problem by merging states, or doing simplifications regarding the Markov chain model. Moreover, nonlinear optimization problems with nonlinear constraints such as e.g. (8) are not easy to handle, and the solvers may run into local extrema (Bertsekas 1999). Furthermore, the needed computing capacity may be also significant due to the complexity of the functions. For these reasons, in the rest of the paper we limit ourselves to small examples to gain insight into how the optimal payments and expected costs vary as the environment changes.

In this section we assume that the quantities offered by the bank to the impatient depositors are not constrained by any consideration regarding their upper bound. In other words, the bank may offer arbitrarily high sums in order to control the expected chance of a bank run, there is no feasibility constraint.

4.1 Example 1

Consider an example with three depositors. We fix the connection structure as depicted in Figure 1

Furthermore, we assume the most simple possible case regarding the function f , that determines the probability of accepting an offer, namely $f(o_{deg(i)}) = o_{deg(i)}$. This implies that we assume $o_n \in [0, 1] \forall n$. We use a lexicographic ordering of the states described in Appendix A.

We are interested in the bank's optimal strategy. Concretely, let us determine which offers should the bank make to impatient depositors, if the initial state of the system (e.g. PPP) is known, and the bank wants to keep

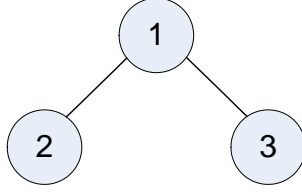


Figure 1: Topology 1: Connection of the depositors in the case of example 1.

the chance of a bank run (P_{BR}) under a certain probability level while also aiming to minimize the expected cost.

At $t = 1$ the probability of a bank run is independent of the offered sums and is equal to $P_{BR}(1) = p_s^3$. Regarding $t = 2$, $P_{BR}(2)$ is equal to $p_8(2) + p_{15}(2) + p_{16}(2) + p_{17}(2) + p_{18}(2) + p_{19}(2) + p_{20}(2) + p_{21}(2)$, which can be calculated from equation (3), assuming $x_0 = [1 \ 0 \ 0 \dots 0]^T$ (that is, at the beginning each depositor is patient). Note that in Appendix A we define all potential states that may arise with three depositors, and states 8, 15, 16, 17, 18, 19, 20 and 21 are those that do not contain any patient depositor. In Appendix B, we develop the probabilities for all the possible 27 states and it yields that at $t = 2$ the probability of bank run is

$$\begin{aligned}
 P_{BR}(2) = & \delta^2 p_s^3 - 2\delta^2 p_s^2 + \delta^2 p_s + 4\delta p_s^4 - \\
 & 12\delta p_s^3 + 8\delta p_s^2 - p_s^6 + 6p_s^5 - 12p_s^4 + 8p_s^3, \quad (10)
 \end{aligned}$$

which is also independent of the offers. This is not surprising. If a depositor becomes impatient at $t = 1$, with the offer we may influence the probability that she changes to O at $t = 2$. However, regarding patient depositors (on whom the bank run definition is based on), the important thing is how long their impatient neighbors remain in the I state.

Consider the following example. At $t = 1$ the state IPP appears. With the offer at $t = 1$ we may affect the probability of e.g. IPP and OPP at $t = 2$, but it makes no difference in terms of whether the next state will be considered as a bank run or not. Recall the bank run definition according to which e.g. IPP and OPP are regarded as the same. Depositor 2 and 3 are affected by the I state of player 1 at the transition from $t = 1$ to $t = 2$, irrespective of the offer to depositor 1 at $t = 1$. On the other hand, at $t = 3$ it matters whether depositor 1 remained in state I at $t = 2$ as well, or not (which in turn already depends on the offer).

As expected, the offers first appear in the probability of bank run at $t = 3$ ($P_{BR}(3)$):

$$\begin{aligned}
P_{BR}(3) = & 36\delta p_s^2 + 7\delta^2 p_s - 120\delta p_s^3 - 4\delta^3 p_s + 156\delta p_s^4 + \delta^4 p_s - 100\delta p_s^5 + 32\delta p_s^6 - \\
& - 4\delta p_s^7 + 27p_s^3 - 81p_s^4 + 108p_s^5 - 81p_s^6 + 36p_s^7 - 9p_s^8 + p_s^9 - 43\delta^2 p_s^2 + 70\delta^2 p_s^3 + \\
& + 12\delta^3 p_s^2 - 46\delta^2 p_s^4 - 12\delta^3 p_s^3 - 2\delta^4 p_s^2 + 13\delta^2 p_s^5 + 4\delta^3 p_s^4 + \delta^4 p_s^3 - \delta^2 p_s^6 - 6\delta p_s^2 o_1 - \\
& - 6\delta p_s^2 o_2 + 18\delta p_s^3 o_1 - 3\delta^2 p_s o_2 + 18\delta p_s^3 o_2 - 20\delta p_s^4 o_1 + 4\delta^3 p_s o_2 - 20\delta p_s^4 o_2 + \\
& + 10\delta p_s^5 o_1 - \delta^4 p_s o_2 + 10\delta p_s^5 o_2 - 2\delta p_s^6 o_1 - 2\delta p_s^6 o_2 + 8\delta^2 p_s^2 o_1 + 18\delta^2 p_s^2 o_2 - \\
& - 14\delta^2 p_s^3 o_1 - 30\delta^2 p_s^3 o_2 + 8\delta^2 p_s^4 o_1 - 12\delta^3 p_s^2 o_2 + 20\delta^2 p_s^4 o_2 - 2\delta^2 p_s^5 o_1 + 12\delta^3 p_s^3 o_2 + \\
& + 2\delta^4 p_s^2 o_2 - 5\delta^2 p_s^5 o_2 - 4\delta^3 p_s^4 o_2 - \delta^4 p_s^3 o_2 \tag{11}
\end{aligned}$$

Since there are significantly more possible ways for a bank run to form at $t = 3$ than at $t = 2$, this expression is more complex than the one in (10).

In our case the expected costs are as follows:

$$E[C(3)] = p_s(3o_2^2 - 2o_1^3 + 6o_1^2 - o_2^3 + 2o_1^2\delta + 2o_2^2\delta - 2o_1^2p_s - o_2^2p_s - 2o_1^2\delta p_s - 2o_2^2\delta p_s) \tag{12}$$

To fix ideas, we compute the probability of bank run and the expected costs at $t = 3$. Without loss of generality, assume that the probability of being hit by a liquidity shock is 7% and having an impatient neighbor increases by 2.5% the chances that a patient depositor turns impatient as well ($p_s = 0.07$, $\delta = 0.025$) and suppose that $f(o_{deg(i)}) = o_{deg(i)}$.

Given the payments to depositors with different degree, the probability of bank run and the expected costs are the following:

$$\begin{aligned}
o_1 = 0.1 \quad o_2 = 0.1 & \rightsquigarrow P_{BR}(3) = 0.011, \quad E[C(3)] = 0.006 \\
o_1 = 0.8 \quad o_2 = 1 & \rightsquigarrow P_{BR}(3) = 0.0106, \quad E[C(3)] = 0.1949 \\
o_1 = 0.1 \quad o_2 = 0.8 & \rightsquigarrow P_{BR}(3) = 0.0106, \quad E[C(3)] = 0.1015 \\
o_1 = 0.1 \quad o_2 = 1 & \rightsquigarrow P_{BR}(3) = 0.0102, \quad E[C(3)] = 0.2904
\end{aligned}$$

As expected, an increase of the offers implies the decrease of the chance of a bank run. Second, by increasing the offer to the depositor with the higher degree is more efficient since it results in almost the same $P_{BR}(3)$ with significantly lower expected cost. This highlights how important may be to differentiate between depositors regarding the offers.

To determine the optimal strategy of the bank at $t = 3$, we have to solve the following nonlinear optimization problem with nonlinear inequality constraints

$$\min_{o_1, o_2} E[C(3)] \quad \text{subject to} \quad P_{BR}(3) < \bar{P}_{BR} \quad (13)$$

Regarding the above problem, the NLOPT function (Johnson, S. G., 2010) of the MATLAB OPTI toolbox was used (Currie, J. and Wilson D.I. 2012) with the algorithm LDSLSQP. NLOPT was chosen based on its ability of handling nonlinear objective function and constraints, on its numerical stability and on its advantageous convergence properties. Considering $\delta = 0.08$, the following figures show, how the optimal payments and expected cost depends on the model parameters. In these figures we see that if the chance of a liquidity shock (p_s) is low enough, the probability of a bank run remains under the defined threshold even if we offer 0 return to impatient depositors. However, as the probability of becoming impatient (p_s) increases, the importance of these offers becomes significant. Furthermore, if we observe the y-axis in the graphs of Figure 2, we see that the optimal offer to a depositor connected to two other depositors is larger, as expected. We defined the function of accepting offer (f) as the identity function, and thus the offered sum is equal to the acceptance probability, so we restrict our analysis to the range where $o_1, o_2 < 1$.

Figure (2) shows that the optimal offers to depositors with one and two connected depositors (o_1^{opt} and o_2^{opt}) increase as the probability of being hit by a liquidity shock (p_s) is increased (as expected), and also shows how the maximum probability of bank runs that the bank admits (\bar{P}_{BR}) modulates this increase. The larger is the acceptable probability of bank runs, the lower is the offer, *ceteris paribus*.

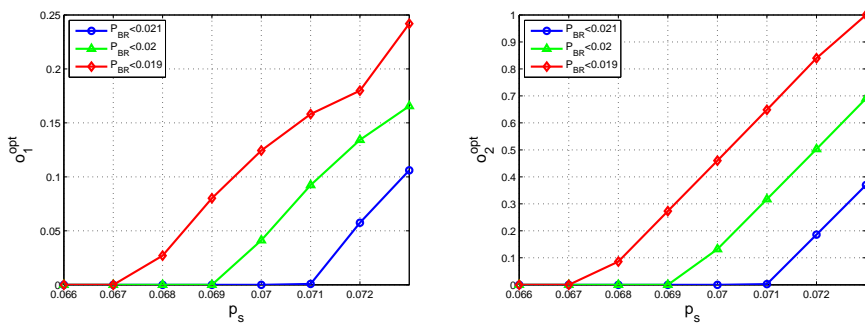


Figure 2: The dependence of optimal offers o_1^{opt} and o_2^{opt} on p_s at various levels of \bar{P}_{BR} .

Figure (3) shows how the expected cost changes in function of the prob-

ability of a liquidity shock (p_s) and the acceptable probability of bank runs (\bar{P}_{BR}). Note that while optimal offers are often almost linear in p_s , the expected cost increases non-linearly in p_s once p_s .

Finding 1: Anything else held constant, optimal offers increase in the probability of a liquidity shock and in the number of connections. The larger is the probability of bank run that a bank tolerates, the lower are the optimal offers and hence the expected costs, *ceteris paribus*.

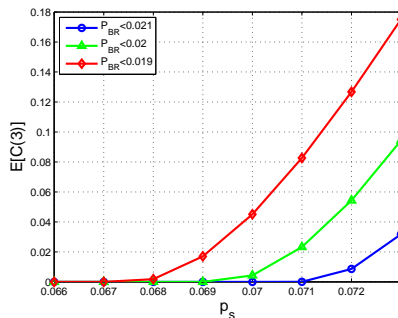


Figure 3: The dependence of $E[C(3)]$ on p_s at various levels of \bar{P}_{BR} .

Figures 4 and 5 show how the sensitivity to neighbor depositors who are impatient (δ) affects the dependence of the optimal offers (o_1^{opt} , o_2^{opt}) and the expected cost ($E[C(3)]$) on the probability of being hit by a liquidity shock (p_s). We assume $\bar{P}_{BR} = 0.02$ in these cases. As expected, the more an impatient depositor increases the probability of turning impatient of her neighbor(s) (δ), the larger is the optimal offer to her so that the probability of bank run can be kept at the desired level. Note also that the expected cost increases non-linearly in δ as the probability of being hit by a liquidity shock (p_s) grows beyond a certain threshold (in our example it is around 0.07).

The interpretation of the bank run definition may be subject to different considerations. Here we applied a simple approach, however one may define more complex scenarios (e.g. we may consider a state as a bank run if less than half of the depositors is in P state). Such alternative bank run definitions may be easily interpreted in the proposed framework.

4.1.1 The role of connections

To get an impression how the connections of the depositors affects the results, we modify the connection structure of Example 1. Now, as depicted in 6, depositor 1 is not connected to depositor 2.

In this case we obtain that

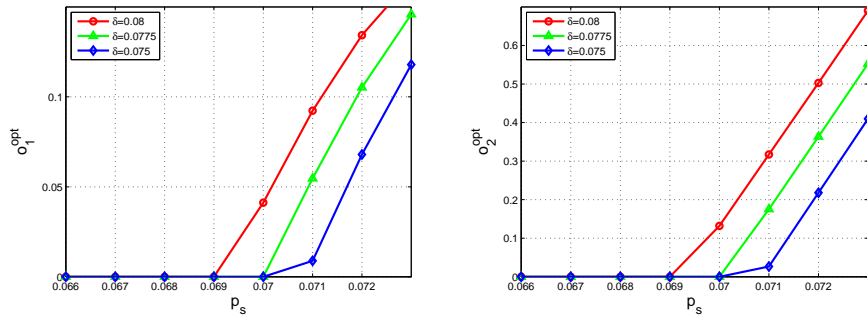


Figure 4: The dependence of optimal offers o_1^{opt} and o_2^{opt} on p_s at various levels of the connection parameter δ .

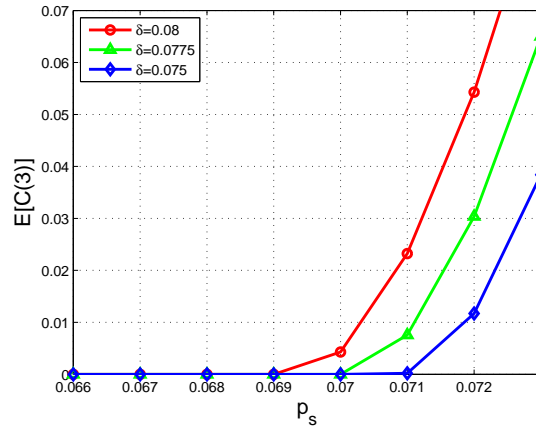


Figure 5: The dependence of $E[C(3)]$ on p_s at various levels of the connection parameter δ .

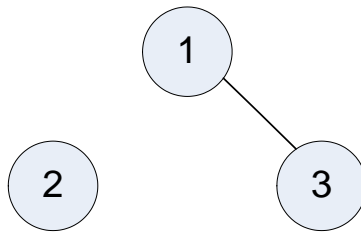


Figure 6: Topology 2: Connection of the depositors in the case of example 2.

$$P_{BR}(2) = p_s^2(2 - p_s)(2\delta + 4p_s - 2\delta p_s - 4p_s^2 + p_s^3) \quad (14)$$

and

$$\begin{aligned} P_{BR}(3) = & p_s^2(p_s^2 - 3p_s + 3)(6\delta + 9p_s - 14\delta p_s - 2\delta o_1 + 10\delta p_s^2 + \\ & 2\delta^2 p_s - 2\delta p_s^3 + 2\delta^2 o_1 - 2\delta^2 - 18p_s^2 + 15p_s^3 - 6p_s^4 + \\ & p_s^5 - 2\delta p_s^2 o_1 - 2\delta^2 p_s o_1 + 4\delta p_s o_1). \end{aligned} \quad (15)$$

Moreover,

$$E[C(3)] = p_s(6o_1^2 - o_0^3 + 3o_0^2 - 2o_1^3 + 2o_1^2\delta - o_0^2 p_s - 2o_1^2 p_s - 2o_1^2 \delta p_s). \quad (16)$$

Now we have only depositors with zero or one neighbor. Note that offer to depositors without any connection (o_0) does not appear in equations 14 and 15) since an isolated depositor does not affect anybody else. The offer o_0 does not influence the probability of an isolated depositor changing to I . Once an isolated depositor is in state I , we may enhance her transition to O with a larger o_0 , but this does not affect the probability of a bank run. This is the case because an isolated depositor in state I does not influence anybody else, so from the perspective of bank run it does not matter if she is in state I or O . Trivially, if we want to minimize the expected cost, we choose o_0 to be zero.

Without loss of generality, we consider the following parameters: $\delta = 0.025$, $\bar{P}_{BR} = 0.02$. We determine now the optimal offer to depositors with one connection (o_1). In Figure 7 we see that in the case of less connections (that is, compared to topology 1), a larger p_s value is required to trigger the role of the offers (about 0.08 instead of about 0.07). The connection parameter δ modulates the results similarly to the previous case depicted in Figure 4. As expected, if the connection structure is sparser (topology 2), the depositors influence each other less, so the expected cost to prevent a bank run is always lower. It reflects the intuitive idea that less connection implies less channels to affect other depositors, so the peril of contagion between depositors is more limited.

When there is no connection between depositors, the optimal offer to depositors is zero as we explained before. In the case when all depositors are connected to each other (topology 3),

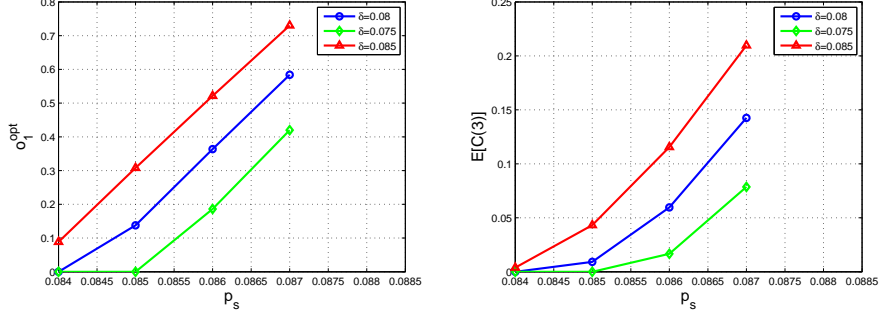


Figure 7: The dependence of o_1^{opt} and $E[C(3)]$ on p_s and δ , in the case of topology 2.

$$\begin{aligned}
P_{BR}(3) = & 54\delta p_s^2 + 21\delta^2 p_s - 180\delta p_s^3 - 18\delta^3 p_s + 234\delta p_s^4 + \\
& + 3\delta^4 p_s - 150\delta p_s^5 + 48\delta p_s^6 - 6\delta p_s^7 + 27p_s^3 - 81p_s^4 + 108p_s^5 - \\
& - 81p_s^6 + 36p_s^7 - 9p_s^8 + p_s^9 - 111\delta^2 p_s^2 + 174\delta^2 p_s^3 + 48\delta^3 p_s^2 - \\
& - 114\delta^2 p_s^4 - 42\delta^3 p_s^3 - 6\delta^4 p_s^2 + 33\delta^2 p_s^5 + 12\delta^3 p_s^4 + \\
& + 3\delta^4 p_s^3 - 3\delta^2 p_s^6 - 18\delta p_s^2 o_2 - 9\delta^2 p_s o_2 + 54\delta p_s^3 o_2 + \\
& + 12\delta^3 p_s o_2 - 60\delta p_s^4 o_2 - 3\delta^4 p_s o_2 + 30\delta p_s^5 o_2 - \\
& - 6\delta p_s^6 o_2 + 60\delta^2 p_s^2 o_2 - 96\delta^2 p_s^3 o_2 - 36\delta^3 p_s^2 o_2 + \\
& + 60\delta^2 p_s^4 o_2 + 36\delta^3 p_s^3 o_2 + 6\delta^4 p_s^2 o_2 - 15\delta^2 p_s^5 o_2 - \\
& - 12\delta^3 p_s^4 o_2 - 3\delta^4 p_s^3 o_2.
\end{aligned} \tag{17}$$

and

$$E[C(3)] = 3o_2 p_s (3 - p_s + 2\delta - o_2 - 2\delta p_s) \tag{18}$$

In Figure 8 we see that in the case of full connectedness, a lower p_s value, compared to the previous cases is required to trigger the role of the offers (about 0.05), and the expected cost is also higher even in the case of relatively low p_s values (compared to Fig. 5).

Finding 2: The connection structure between depositors matters. The more connections there are between depositors, the larger are the optimal offers and the expected cost of the bank, *ceteris paribus*.

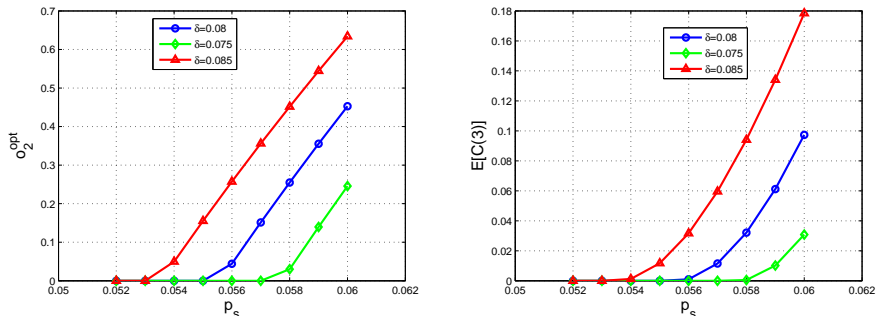


Figure 8: The dependence of o_2^{opt} and $E[C(3)]$ on p_s and δ , in the case of topology 3 (full connectedness).

5 Optimization problem with offer constraints and time dependent offers

It is a natural to extend the model in a direction which takes into account the bank's investments, returns and liquidity, which affects the possible offers. Moreover, in this section we also allow for the case that the offer changes in time. This is consonant with some papers that we cited before, as for instance Green and Lin (2003) and Ennis and Keister (2009) also show that banks adjust the payments to the new situations. However, we assume that the bank does not re-evaluate the situation between time periods (in this case the realized states could be taken into account as certain starting state of the model, and the optimization could be performed according to this), all offers are determined prior. While these features make the model more realistic, they make it more complicated also. Hence, in this section we focus on the example that we introduced in the last section.

Consider again the topology depicted in Figure 1, and a time horizon of 4 periods. The state-transition matrix Q will be time-dependent, since the offers at $t = 1$ and $t = 2$ may differ. We denote the offer to a depositor with n neighbors at time t as $o_n(t)$. Furthermore, we assume that the functions which describe how the probability of accepting an offer depends on the offered quantity ($f(o_n(t))$) are time-dependent, and they are the same for all depositors with the same degree. Since the main risk is to leave depositors too long in the impatient state, we expect that earlier offers should be larger. On the other hand early offers are limited by early returns. In the optimization problem below we take this considerations into account.

In this case the probability of bank run at $t = 3$ is

$$\begin{aligned}
P_{BR}(3) = & 36\delta p_s^2 + 7\delta^2 p_s - 120\delta p_s^3 - 4\delta^3 p_s + 156\delta p_s^4 + \delta^4 p_s - 100\delta p_s^5 + \\
& 32\delta p_s^6 - 4\delta p_s^7 + 27p_s^3 - 81p_s^4 + 108p_s^5 - 81p_s^6 + 36p_s^7 - 9p_s^8 + p_s^9 - \\
& 43\delta^2 p_s^2 + 70\delta^2 p_s^3 + 12\delta^3 p_s^2 - 46\delta^2 p_s^4 - 12\delta^3 p_s^3 - 2\delta^4 p_s^2 + \\
& 13\delta^2 p_s^5 + 4\delta^3 p_s^4 + \delta^4 p_s^3 - \delta^2 p_s^6 - 6\delta p_s^2 f(o_1(1)) - 6\delta p_s^2 f(o_2(1)) + \\
& 18\delta p_s^3 f(o_1(1)) - 3\delta^2 p_s f(o_2(1)) + 18\delta p_s^3 f(o_2(1)) - 20\delta p_s^4 f(o_1(1)) + \\
& 4\delta^3 p_s f(o_2(1)) - 20\delta p_s^4 f(o_2(1)) + 10\delta p_s^5 f(o_1(1)) - \delta^4 p_s f(o_2(1)) + \\
& 10\delta p_s^5 f(o_2(1)) - 2\delta p_s^6 f(o_1(1)) - 2\delta p_s^6 f(o_2(1)) + 8\delta^2 p_s^2 f(o_1(1)) + \\
& 18\delta^2 p_s^2 f(o_2(1)) - 14\delta^2 p_s^3 f(o_1(1)) - 30\delta^2 p_s^3 f(o_2(1)) + \\
& 8\delta^2 p_s^4 f(o_1(1)) - 12\delta^3 p_s^2 f(o_2(1)) + 20\delta^2 p_s^4 f(o_2(1)) - 2\delta^2 p_s^5 f(o_1(1)) + \\
& 12\delta^3 p_s^3 f(o_2(1)) + 2\delta^4 p_s^2 f(o_2(1)) - 5\delta^2 p_s^5 f(o_2(1)) - 4\delta^3 p_s^4 f(o_2(1)) \\
& - \delta^4 p_s^3 f(o_2(1)) \tag{19}
\end{aligned}$$

the above expression is a slight modification of (11).

$P_{BR}(4)$, which depends also on $f(o_1(2))$ and $f(o_2(2))$ can be similarly derived, however the expression is too long to be detailed here.

Regarding the expected cost, the derivation is not as simple as in section 4, since if a state ends up in O , it does matter when did it change from I to O . As detailed earlier, the offers in $t = 3$ do not affect the probability of the bank run at $t = 4$, so it is enough to derive the expected costs of the states at $t = 3$. Consider a simple example. The expected cost of the state POO at time $t = 3$ may be calculated as

$$p_{12}(3)(p_5(2)(2o_1(2)) + p_{22}(2)(o_1(1) + o_1(2)) + p_{23}(2)(o_1(1) + o_1(2)) + p_{12}(2)(2o_1(1)))$$

where $p_{12}(3)$ is the probability of state 12 at time $t = 3$, etc. Let us discuss this expression a bit more in detail. The expected cost of state POO at $t = 3$ is proportional to its probability $p_{12}(3)$. Furthermore there are 4 ways to get to $POO = \sigma_{12}$:

- From $PII = \sigma_5$ - in this case both depositor 2 and depositor 3 (depositors with one neighbor) accept the offer at $t = 2$, so the relevant term is $p_5(2o_1(2))$ (remember that $o_1(2)$ refers to offers with one neighbor at time $t = 2$).
- Form $PIO = \sigma_{22}$ - in this case depositor 3 accepted the offer at $t = 1$ (since he is already in O state), while depositor 2 accepted the offer at $t = 2$ which implies $p_{22}(o_1(1) + o_1(2))$.

- Form $POI = \sigma_{23}$ - in this case depositor 3 accepted the offer at $t = 2$, while depositor 2 accepted the offer at $t = 1$ which implies $p_{22}(o_1(1) + o_1(2))$.
- Form $POO = \sigma_{12}$ - in this case both depositors 2 and 3 accepted the offer at $t = 1$: $p_{12}(2o_1(1))$.

With the summation of all such expressions we can derive the expression for the expected cost at $t = 3$.

We assume the non-linear offer-acceptance function

$$f(o) = \frac{1}{(1 + \exp(\frac{1.2-x}{0.075}))}$$

depicted in Figure 9 for all depositors.

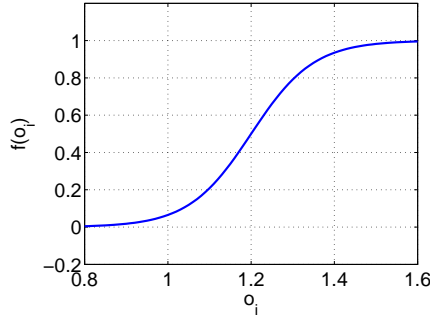


Figure 9: $f(o_i)$: The function describing how the probability of acceptance depends on the offered sum.

In this case, the resulting optimization problem is as follows

$$\begin{aligned} \min_{o_1(1), o_2(1), o_1(2), o_2(2)} & E[C(3)] \quad \text{st.} \\ o_1(1), o_2(1), o_1(2), o_2(2) & > 0 \end{aligned} \quad (20)$$

5.1 A numerical example with time-dependent offers

Consider the following numerical parameters

$$p_s = 0.1 \quad \delta = 0.02 \quad \bar{P}_{BR} = 0.05$$

The optimization process returns the solution $[o_1(1) \ o_2(1) \ o_1(2) \ o_2(2)] = [1.127 \ 1.253 \ 0.993 \ 1.068]$. In this case $E[C(3)] = 0.0216$. As before, the depositor with more connections receives a larger amount in both periods. Moreover, the degree-dependent offers in period 1 are larger than in period 2. This latter finding is intuitive because the more periods lie ahead, the more risky is to have an impatient depositor that may negatively affect other depositors.

5.2 A numerical example including offer constraints

Suppose that there are three depositors characterized by the offer-acceptance function $f(o_i)$ depicted in Figure 9 and each of them places 1 unit of money into the bank before $t = 0$, with an expected return of 1.3 at $t=4$. The bank has 1 unit of own liquidity, and invests the 3 units with an expected return of 4 at $t = 4$. The return profile however is incremental, but nonlinear in time, as depicted in Figure 10. The bank receives 1.2 unit at $t = 1$, an additional 0.4 at $t = 2$, an additional 1.4 at $t = 3$, and finally one more unit at $t = 4$. Once more, considering the bank run at $t = 4$, the latest offers which matter are given at $t = 2$, since the critical issue is how long impatient depositors stay in impatient state, and so offers at $t = 3$ do not count. The topology that we consider is as in Figure 1.

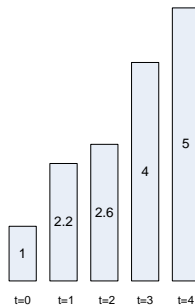


Figure 10: Own liquidity and investment return profile for the bank

If any of the depositors is hit by a liquidity shock, she may withdraw from the bank. In this case the return profile affects the possible offers. Naturally, each single offer is limited by the actual liquidity ($o_1(1) < 2.2$; $o_2(1) < 2.2$; $o_1(2) < 2.6$; $o_2(2) < 2.6$). That is, the maximum payment to any depositor is constrained by the available amount in the given period. On the other hand, the following feasibility constraints are to be considered in the case of multiple offers.

- $o_1(1) + o_2(1) < 2.2, 2o_1(1) < 2.2.$
- $o_1(1) + o_1(2) < 2.6, o_2(1) + o_1(2) < 2.6, o_1(1) + o_2(2) < 2.6$
- $o_1(2) + o_2(2) < 2.6, 2o_1(2) < 2.6$

The first point is clear: If two offers are made at $t = 1$, and both are accepted, the potential payment is limited by the liquidity available for the bank at $t = 1$. The second point refers to the case if one offer is accepted at $t = 1$ and another at $t = 2$. In this case the first offer is constrained by 2.2, but in the second step, the bank may only make offer from its remaining liquidity. If the offer(s) in the first step is (are) rejected, or there is no need for offers at $t = 1$ (because), and in the second step two offers has to be made, the constraints corresponding to the third point describe the effects of limited liquidity.

We do not consider the case when in either $t = 1$ or $t = 2$ three offers are to be made, or when at $t = 2$ one (two) offer is made after two (one) accepted offers, since this would mean that the system is already at a bank run.

If we consider these offer constraints the resulting optimization problem will take the following form.

$$\begin{aligned}
& \min_{o_1(1), o_2(1), o_1(2), o_2(2)} E[C(3)] \\
& \text{subject to} \\
& P_{BR}(4) < \bar{P}_{BR} \\
& o_1(1) + o_2(1) < 2.2 \quad 2o_1(1) < 2.2 \\
& o_1(1) + o_1(2) < 2.6 \quad o_2(1) + o_1(2) < 2.6 \quad o_1(1) + o_2(2) < 2.6 \\
& o_1(2) + o_2(2) < 2.6 \quad 2o_1(2) < 2.6
\end{aligned} \tag{21}$$

Considering $p_s = 0.1$ $\delta = 0.02$ $\bar{P}_{BR} = 0.05$, this results in $[o_1(1) \quad o_2(1) \quad o_1(2) \quad o_2(2)] = [1.067 \quad 1.133 \quad 1.083 \quad 1.184]$ with $E[C(3)] = 0.027$. Similarly to previous results, in each period the depositor with more connections receives a larger offer from the bank. On the other hand, offers at $t = 1$ are limited by liquidity constraints, and note that now the expected cost is higher than in the previous example (section 5.1) if the objective is to keep the bank run probability under 5% chance. The reason for this is that the offers can not be efficiently distributed because of the liquidity constraints. Note that although we considered examples with some parameters, the optimization problem can handle any meaningful parameter constellation.

Finding 3: When allowing for time-dependent offers and feasibility constraints on offers we find that connections matter. The more connections a depositor has, the larger is the optimal offer from the bank.

6 Discussion and conclusion

We set up a model that studies the optimal offer from a bank to a withdrawing depositor if we assume that the bank attempts to minimize the payments, but also the probability of a bank run that is affected by connections between depositors. More concretely, we assume that a depositor who does not receive an offer that she accepts makes her neighbors more prone to withdraw. We claim that our assumptions and setup captures important features on payment decisions during crises. We show that the optimization problem can be formulated neatly in spite of non-linearities. However, due to the very high number of potential connection structures between depositors finding a general solution proved elusive. Therefore, we use three variants of a simple example to gain some insight into the role of connections. An overarching finding in these examples is that connections matter. The more connections a depositor has, the larger is the optimal offer from the bank. Consequently, the denser is the connection structure, the larger is the expected payment of the bank to the depositors.

One clear limitation of the applicability of the described model corresponds to the number of depositors taken into account. The size of the state transition matrix, and so the complexity of probability formulas used in the calculation grow exponentially with the number of depositors. A possible approach to overcome this problem is the application of epidemic models (see Keeling, 1999) to describe the spreading of impatience among depositors. A somewhat similar methodology in the case of financial contagion has been described by Demiris (2012). On the one hand, these methods represent a natural possibility to describe larger networks, on the other hand we see that the approach presented in this paper has its benefits as well. As we distinguish between depositors, individual characteristics (e.g. individual deposit size, individual risk aversion measures - corresponding to the function f), and thus more detailed knowledge about depositors may be taken into account. The homogeneity assumption described in section 3 can be relaxed, and the necessary equations may be similarly derived.

Furthermore, although we have shown small examples with a limited number of depositors, such an analysis may make sense. As already mentioned, Starr and Yilmaz (2007) study a bank run episode in Turkey. They group depositors according to the size of their deposits (small, medium-size, large)

and analyze how they reacted to each other’s decision. For instance, did small depositors withdraw more after observing a surge in withdrawals by large depositors? They find that while large depositors observe small and medium-size depositors, the latter do not seem to observe the former ones. This suggests an intricate connection structure between these groups.⁴ If we interpret depositors as representing groups, then our model may help to understand this kind of situations.

7 Acknowledgements

This work has been supported by the Hungarian National Fund NF 104706, KAP15-079-1.2-ITK and KAP16-71009-1.2-ITK. Hubert Kiss is grateful for the financial support from the Spanish Ministry of Economics under research project ECO2014-52372, the János Bolyai Research Scholarship of the Hungarian Academy of Sciences.

Appendix A

We use the following notation for the states of example 1:

state	notation	state	notation	state	notation	state	notation
PPP	σ_1	PPO	σ_9	IIO	σ_{16}	PIO	σ_{22}
PPI	σ_2	POP	σ_{10}	IOI	σ_{17}	POI	σ_{23}
PIP	σ_3	OPP	σ_{11}	OII	σ_{18}	IPO	σ_{24}
IPP	σ_4	POO	σ_{12}	IOO	σ_{19}	IOP	σ_{25}
PII	σ_5	OPO	σ_{13}	OIO	σ_{20}	OPI	σ_{26}
IPI	σ_6	OOP	σ_{14}	OOI	σ_{21}	OIP	σ_{27}
IIP	σ_7	OOO	σ_{15}	III	σ_8		

⁴A directed graph may capture the idea that one group observes another one, but observability in general is unilateral.

Appendix B

The state probability vector of example 1 at t=2

26

$$\left(\begin{array}{c}
 (p_s - 1)^6 \\
 -p_s(p_s - 1)^5 - p_s(p_s - 1)^3(o_1 - 1)(\delta + p_s - 1) \\
 -p_s(p_s - 1)^5 - p_s(p_s - 1)^3(o_1 - 1)(\delta + p_s - 1) \\
 -p_s(p_s - 1)^5 - p_s(p_s - 1)^2(o_2 - 1)(\delta + p_s - 1)^2 \\
 p_s^2(p_s - 1)^4 + 2p_s^2(p_s - 1)^2(o_1 - 1)(\delta + p_s - 1) + p_s^2(p_s - 1)(o_1 - 1)^2(2\delta + p_s - 1) \\
 p_s^2(p_s - 1)^4 + p_s(\delta + p_s)(p_s - 1)^3(o_1 - 1) + p_s(\delta + p_s)(p_s - 1)^2(o_2 - 1)(\delta + p_s - 1) + p_s^2(p_s - 1)(o_1 - 1)(o_2 - 1)(\delta + p_s - 1) \\
 p_s^3(p_s - 1)^4 + p_s(\delta + p_s)(p_s - 1)^3(o_1 - 1) + p_s(\delta + p_s)(p_s - 1)^2(o_2 - 1)(\delta + p_s - 1) + p_s^3(p_s - 1)(o_1 - 1)(o_2 - 1)(\delta + p_s - 1) \\
 -p_s^3(p_s - 1)^3 - p_s^3(o_1 - 1)^2(o_2 - 1) - 2p_s^2(\delta + p_s)(p_s - 1)^2(o_1 - 1) - p_s(\delta + p_s)^2(p_s - 1)^2(o_2 - 1) - p_s^2(2\delta + p_s)(p_s - 1)(o_1 - 1)^2 - 2p_s^2(\delta + p_s)(p_s - 1)(o_1 - 1)(o_2 - 1) \\
 p_s o_1(p_s - 1)^3(\delta + p_s - 1) \\
 p_s o_1(p_s - 1)^3(\delta + p_s - 1) \\
 p_s o_2(p_s - 1)^2(\delta + p_s - 1)^2 \\
 p_s^2 o_1^2(p_s - 1)(2\delta + p_s - 1) \\
 p_s^2 o_1 o_2(p_s - 1)(\delta + p_s - 1) \\
 p_s^2 o_1 o_2(p_s - 1)(\delta + p_s - 1) \\
 p_s^3 o_1^2 o_2 \\
 p_s^2 o_1(\delta + p_s)(p_s - 1)^2 + p_s^3 o_1(o_1 - 1)(o_2 - 1) + p_s^2 o_1(\delta + p_s)(p_s - 1)(o_2 - 1) + p_s^2 o_1(2\delta + p_s)(p_s - 1)(o_1 - 1) \\
 p_s^2 o_1(\delta + p_s)(p_s - 1)^2 + p_s^3 o_1(o_1 - 1)(o_2 - 1) + p_s^2 o_1(\delta + p_s)(p_s - 1)(o_2 - 1) + p_s^2 o_1(2\delta + p_s)(p_s - 1)(o_1 - 1) \\
 p_s^3 o_2(o_1 - 1)^2 + p_s o_2(\delta + p_s)^2(p_s - 1)^2 + 2p_s^2 o_2(\delta + p_s)(p_s - 1)(o_1 - 1) \\
 -p_s^3 o_1^2(o_2 - 1) - p_s^2 o_1^2(2\delta + p_s)(p_s - 1) \\
 -p_s^3 o_1 o_2(o_1 - 1) - p_s^2 o_1 o_2(\delta + p_s)(p_s - 1) \\
 -p_s^3 o_1 o_2(o_1 - 1) - p_s^2 o_1 o_2(\delta + p_s)(p_s - 1) \\
 -p_s^2 o_1(p_s - 1)^2(\delta + p_s - 1) - p_s^2 o_1(p_s - 1)(o_1 - 1)(2\delta + p_s - 1) \\
 -p_s^3 o_1(p_s - 1)^2(\delta + p_s - 1) - p_s^2 o_1(p_s - 1)(o_1 - 1)(2\delta + p_s - 1) \\
 -p_s o_1(\delta + p_s)(p_s - 1)^3 - p_s^2 o_1(p_s - 1)(o_2 - 1)(\delta + p_s - 1) \\
 -p_s o_1(\delta + p_s)(p_s - 1)^3 - p_s^2 o_1(p_s - 1)(o_2 - 1)(\delta + p_s - 1) \\
 -p_s^2 o_2(p_s - 1)(o_1 - 1)(\delta + p_s - 1) - p_s o_2(\delta + p_s)(p_s - 1)^2(\delta + p_s - 1) \\
 -p_s^2 o_2(p_s - 1)(o_1 - 1)(\delta + p_s - 1) - p_s o_2(\delta + p_s)(p_s - 1)^2(\delta + p_s - 1)
 \end{array} \right)$$

References

References

- [1] Argentina's debt: At last - a deal with holdout bondholders is expensive, but worth it. *The Economist*, 5 March 2016.
- [2] Douglas W Diamond and Philip H Dybvig. Bank runs, deposit insurance, and liquidity. *The journal of political economy*, pages 401–419, 1983.
- [3] Huberto M Ennis and Todd Keister. Bank runs and institutions: The perils of intervention. *The American Economic Review*, 99(4):1588–1607, 2009.
- [4] Rod Garratt and Todd Keister. Bank runs as coordination failures: An experimental study. *Journal of Economic Behavior & Organization*, 71(2):300–317, 2009.
- [5] Edward J Green and Ping Lin. Implementing efficient allocations in a model of financial intermediation. *Journal of Economic Theory*, 109(1):1–23, 2003.
- [6] Rajkamal Iyer and Manju Puri. Understanding bank runs: the importance of depositor-bank relationships and networks. Technical report, National Bureau of Economic Research, 2008.
- [7] Morgan Kelly and Cormac Ó Gráda. Market contagion: Evidence from the panics of 1854 and 1857. *American Economic Review*, pages 1110–1124, 2000.
- [8] Hubert Janos Kiss, Ismael Rodriguez-Lara, and Alfonso Rosa-García. On the effects of deposit insurance and observability on bank runs: an experimental study. *Journal of Money, Credit and Banking*, 44(8):1651–1665, 2012.
- [9] Hubert Janos Kiss, Ismael Rodriguez-Lara, and Alfonso Rosa-García. Do social networks prevent or promote bank runs? *Journal of Economic Behavior & Organization*, 101:87–99, 2014.
- [10] Andrew Schotter and Tanju Yorulmazer. On the dynamics and severity of bank runs: An experimental study. *Journal of Financial Intermediation*, 18(2):217–241, 2009.
- [11] Martha A Starr and Rasim Yilmaz. Bank runs in emerging-market economies: evidence from turkey's special finance houses. *Southern Economic Journal*, pages 1112–1132, 2007.
- [12] Theodosios Temzelides. Evolution, coordination, and banking panics. *Journal of Monetary Economics*, 40(1):163–183, 1997.