

Romanian citizens in Hungary according to 2011 Population Census data

1. Introduction

From the second half of the '90s Hungary - like many other Central European countries - has become a host country of migrants thanks to its economic catching-up and the European integration. Resident population of Hungary has been steadily decreased since the early '80s. Part of the declining domestic population has been replaced by foreign citizens, bringing with them their customs and different demographic composition. Thus, in addition to its direct population replacement role, migration has economic, social, demographic effects for Hungary. Since the regional distribution of foreign citizens is significantly different from that of Hungarian population the impacts of national scope are significantly outweighed by their influence that is perceptible in the areas preferred by them. Most migrants come from Romania to Hungary, so the aim of this article is – using the data the 2011 census – to demonstrate what Romanian migration groups can be observed in Hungary. The paper addresses in detail the exploration of source areas of Romanian citizens at regional and settlement levels, as well as the analysis of the connections between the present dwellings and those of emigration.

2. Framework of analysis, sources of data

Migration is an interdisciplinary phenomenon that mainly affects the field of demography, statistics, geography, law, economics, history, labour science, psychology, and political science. Consequently, interpretation and definition thereof emphasize various aspects. According to the Demographic Yearbook of the Hungarian Central Statistical Office (KSH, 2008) international migration means the permanent abandonment of the country of original (usual) residence with the intent of establishing a residence in another country with the aim of establishment, stay, or performing gainful activity. As the motivation of migration is constantly changing, the definitions for the establishment or merely gainful activity have been expanded with the concepts of migration for learning purposes (Rédei M., 2007), as well as the elderly migration (motivation may include the better use of pensions' purchasing power, the recreational opportunities, or search for more favourable climate) (Illés S, 2008). Motivations concerning family reunifications are also emphasized, they mean one of the main reception channels of international migration.

Former core of migration interpretations have presumed migration as a once occurring event. Thus, wandering happens relatively rarely in an individual's career, so it is a kind of extraordinary case. Migration determines the migrants' life, being a single, one-way event which is tied to the symbolic moment of crossing the "border" (Kovács É. – Melegh A., 2000). Migration characteristics, however, are not independent from the era, the socio-economic environment in which they take place. In the era of globalisation income gaps between countries are increasing at an accelerating rate, the development is uneven (Kofman E – Youngs G, 2003). Widening differences in quality of life encourages the growth of human movements between poor and rich countries. In parallel, the financial possibilities of the migrants are constantly improving, the transport is developing rapidly, so the different parts of the world are getting closer and closer to each other, in the sense that the price of long-distance moves – in proportion of household incomes – are now so low that a growing part of people living in peripheral countries is able to involve in the migration processes (Hatton T- Williamson J, 2005). Circular migration and the phenomenon of transnational migration have also appeared on the international scene by the explosive development of the information and transport technology, as well as the declining of the separating function of country borders and the expansion of porosity of borders. Cross-border migration is becoming less and less a final intention to settle but rather stations of a career (Hatton T- Williamson J, 2005).

Therefore it is important to have accurate statistical data. Advantage of the data gained in population census is – in comparison with administrative ones – the fact that everybody can be connected to the settlement of the habitual residence together with all variables of the questionnaire. This provides the opportunity that living conditions, economic, educational, social background of all inhabitants of Hungary can be known for statistical purposes in territorial breakdown. Hungarian census is a regular (repeated generally every 10 years) full-scope survey that covers the population as a whole of a given area (country) and refers to a predetermined date. The census is of full scope and bound to a reference date. Enumeration is conducted simultaneously throughout the country with the same content and on a uniform methodological basis, covering all dwellings and persons. Specific survey was carried out concerning those who are Hungarian citizens and were living habitually in the country, or if they were abroad, they stayed there only temporarily (for less than 12 months); as well as those foreign citizens or stateless persons were enumerated who have lived in the country for

a specified time¹. The reference date of the 2011 census - it was the 15th census in Hungary – which was specified by the Act of the Hungarian Parliament (Act CXXXIX of 2009 on the Census 2011) as 0'clock on 1 October 2011.

In 2011, those foreign citizens were belonging to the target population of census who have habitually lived in Hungary at least for 12 months, or intended to live here at least one year at the reference date of the census. Out of foreign citizens the members of the diplomatic corps and their families; the members of the foreign armed forces stationing in our country on the basis of the decree of the Parliament or Government; as well as those staying in Hungary with the purpose of tourism (recreation, hiking, hunting, etc.), visit, medical treatment, business meetings, etc. were not enumerated.

3. Number of migrants and composition thereof by citizenship in Hungary

Census found less foreign citizens in comparison with the earlier updated migrant population data of HCSO: exceeding 200 thousand persons. The probable reason is that the above number contained the only foreign and Hungarian and foreign citizens as well at the same time. At the reference date of 0'clock on 1 October 2011 143 197 foreign (without those dual citizens having also Hungarian citizenship) and 383 2326 foreign-born citizens stayed in Hungary. It is true for both groups that most of them came from Hungary's neighbouring countries and from Germany. Europe's role is significant, in particular in the case of foreign-born group, 90% of migrants came from this continent. Particular importance of neighbouring countries is related to the cross-border language and cultural ties. Thus, the consequences of peace treaties ending World War I and II are still dominant in migration processes of the Carpathian Basin (Tóth P, 2005). Political changes in the 90s have been accompanied by the Hungarian nationals' massive migration to Hungary.

Hungary is the primary destination for Europeans, the short-haul international migrations are rather typical. Romania's role is also prominent among them, as from here comes the most, mainly ethnic Hungarian migrants to Hungary. It is interesting that the number of Romanian-born people living in Hungary is higher than the total population in Szeged (Hungary's third largest city after Budapest and Debrecen). However, the number of Asian, African, American

¹ <http://www.ksh.hu/nepszamlalas/docs/modszertan.pdf>

migrants is not insignificant any more, as the foreigners living in Hungary dispose of a total of 161 different citizenships and were born in 195 different countries (together with associated countries and territories), so there is hardly any part of the world, from which foreigners had not arrived in Hungary with the intention of settlement.

Table 1. Participant groups in migration, living in Hungary by countries, 2011

Country of citizenship/place of birth/ country of residence before return	Dual citizen (Hungarian and other)	Foreign citizen	Foreign-born people
Romania	39 270	38 574	176 550
Germany	6 412	16 987	22 605
Slovakia	1 679	8 246	33 155
Austria	1 467	3 936	6 160
United Kingdom	1 627	2 602	3 597
France	1 298	2 201	3 233
Netherlands	762	2 058	2 438
EU28	59 644	85 414	266 701
Ukraine	2 383	11 820	35 354
Serbia	9 394	7 752	29 144
Eurone other	3 434	7 536	13 608
Eurone total	74 855	112 522	344 807
China	952	8 852	8 767
Viet-Nam	783	2 358	2 668
Iran	146	1 523	1 713
Asia other	2 240	9 571	12 358
Asia total	4 121	22 304	25 506
USA	4 978	3 022	4 684
Canada	2 149	484	1 198
America other	741	1 237	2 416
America total	7 868	4 743	8 298
Nigeria	128	1 015	1 101
Egypt	168	472	632
Africa other	679	1 366	2 256
Africa total	975	2 853	3 989
Other and unknown	1 087	775	636
Total	88 906	143 197	383 236

4. Migration source areas of Romania, in terms of migrants to Hungary

Migration is an interdisciplinary phenomenon that mainly affects the field of demography, statistics, geography, law, economics, history, labour science, psychology, and political science. Consequently, interpretation and definition thereof emphasize various aspects.

From geographic point of view, the mapping of Hungarian host areas is focused on the research of migration concerning Hungary. This is basically due to two reasons. On the one hand examination of the domestic effects requires this approach, on the other hand, the

emigration areas are mostly unidentifiable. Its main reason is the lack of data availability, which makes the region-specific researches definitely more difficult. So my goal is to explore the migration source areas of Romania and a more detailed understanding of the regional impacts according to the latest census information.

Census data represent a detailed demographic, labour market, sociological data set on the population of migrant origin living in Hungary but concerning the emigration and birth places only country-level information are available. Relevant Hungarian migration databases (database of Office of Immigration and Nationality and the HCSO data files based on thereof), however, contain less information on the characteristics of migrants but also extend to their places of birth. Establishment of the link between the two databases enables to connect the examination of the emigration areas with the detailed census information material. The method is based on the use of a complex conversion key between databases which assigns the data files according to the common variables (nationality, residence in Hungary, date of birth, gender, marital status) the municipalities in foreign places of birth to the census files². Thus data on foreign settlements underlying the specific analyses were available but a separate classification became necessary as they contained often the denominations of settlements or parts thereof in different languages.

Hereinafter I will examine the migration processes according to the original (Romanian, Ukrainian, Serbian, etc.) place of residence at the date of birth and the demographic, sociological and labour market variables of the migrants. The studied area level is municipal or county level (NUTS 3).

Later I will analyse those Romanian citizens in more detail who live in Hungary and were born in Romania, thus linked them to the foreign area of their birth place. On 1 October 2011, 627 Romanian citizens were living in Hungary who are not born in Romania, but elsewhere, in most cases already in Hungary. So I omitted them from the following area studies.

² As a first step I have linked the two databases with all five variables. I was able to correspond most records to each other with this method. In the second step I have unified the not linking rows with the help of 4-element keys (citizenship, settlement of Hungarian residence have always been parts of the key, for the remaining two places I have applied the two-element subset of all three-element variable sets). In some remaining cases I have worked with the less differentiated district level instead of the settlement of Hungarian residence, thus establishing five- and four-element keys by the above procedure. After applying this method the fully interconnecting database has been created.

Largest population of Hungarian ethnicity outside Hungary lives in Romania. In 1992 7.1% of Romania's population identified themselves as Hungarian, this figure was 6.7% in 2002 while 6.1% in 2011. Proportion of Hungarians in Transylvania, Banat and Partium is 18%. More than half of the Hungarians in Romania live in Székely Land. Beside Transylvania a significant number of Hungarians in Romania live in Csángó Land and Bucharest (Kapitány B, 2013). Belonging to the ethnicity has long played an important role in international migration characteristics between the two countries. Hungarian characteristic of the international migration is that most of the foreign citizens are of Hungarian nationality or mother tongue. Intensity of cross-border linguistic and cultural links is the consequence mainly of the peace treaties ending World War I and II. This determinism is continuously decreasing but still dominant: in 2001 65% of foreign citizens were of Hungarian mother tongue while in 2011 this figure was 47%. The decrease is essentially due to three reasons: first, the weight of the neighbouring countries declines within the migrant population, secondly, in the neighbouring countries the weight of areas without Hungarian inhabitants (in 2001, 86% of those arriving from neighbouring countries were of Hungarian mother tongue, while in 2011 it was 79%) increases, thirdly, non-Hungarian speakers arrive to Hungary in a higher proportion from the areas with Hungarian inhabitants. 86% of the Romanian citizens living in Hungary identified themselves as belonging to the Hungarian ethnic group.

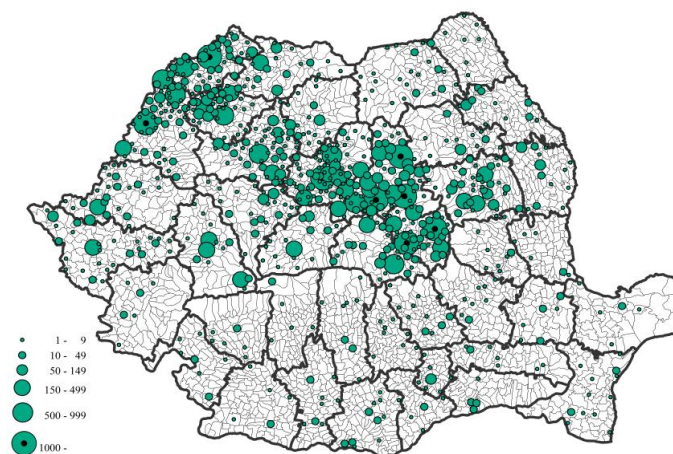
Majority Orthodox Romanians were under-represented in the migration processes of the past regime (Brubaker R, 1998). Based on the findings of the Romanian migration sociology and demography, at least 90% of the Romanian migrant populations come now out of the majority Romanians (Sandu D., 2000). While for those of Hungarian nationality prefer more and more Hungary as the main destination, while for the Romanians the job opportunities in Italy and Spain are significant. So the shift in the migration towards Western Europe is characteristic for Romania as a source country of migration as a whole. The ethnicity plays a significant role in the development of migration networks but migration is supposed to be organised not only on the basis of ethnicity but also of acquaintances (Gödri I, 2007).

Romanian-Hungarian migration relations are traditionally strong. According to census data, 38.6 thousand Romanian citizens live in Hungary (as of October 1, 2011), and 176.6 thousand people settled into our country if those becoming Hungarian citizens since 1993 are listed here. International migration between the two countries affects all Romanian and Hungarian counties. This means that migrants come to Hungary from each Romanian county while

Romanian migrants can be found in all Hungarian counties. According to the 1 October 2011 status this process covers 25% of Romanian towns, while 56% of Hungarian settlements, resp. Thus strong regional effects can be observed.

Most affected Romanian settlements in the migration to Hungary (observing only the Romanian citizens, except for Romanian-born Hungarian citizens): Targu Mures (on 1 October 2011 3,184 Romanian citizens were living in Hungary who were born in Romania, Targu Mures), Odorheiu Secuiesc (2334 people), Miercurea Ciuc (1980 people), Satu Mare (2334 people), Sfantu Gheorghe (1876 people), Oradea (1689 people), Targu Secuiesc (1,398 people), Gheorgheni (1,101 people) and Cluj-Napoca (919 people). The counties most affected by the Harghita (7,658 people), Mures (6,458 people), Covasna (4,678 people). Bihar (3,733 people), Satu Mare (3382 people) Salaj (1,986 people) and Cluj (1,867 people). A significant number of Hungarian minorities lives in these areas. About 77% of the foreigners coming to Hungary come from these seven counties. In addition to Covasna (230%), Salaj (152%) and Maros (141%) county having major migration potential, the most dynamic increase of the issuer role had Bacau (354%), Suceava (299%) and Hunedoara (146%) since 2001.

Figure 1. Romanian citizens living in Hungary by the settlement of emigration, 2011

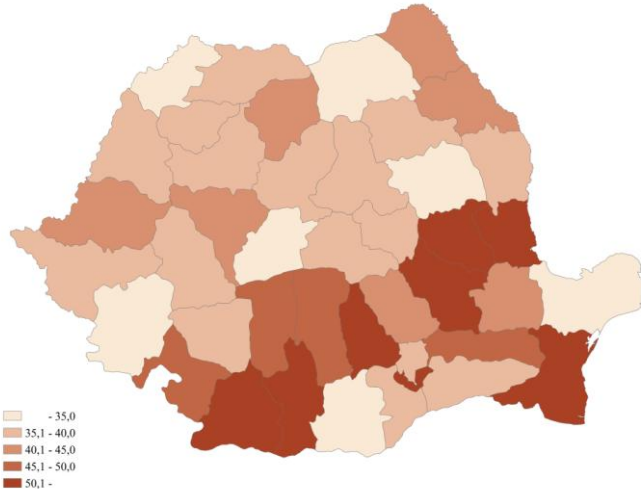


5. Relationship of Romanian citizens' demographic, labour market and sociological characteristics' with the region of birth

Average age of Romanian citizens living in Hungary is the highest in case of those coming from the regions of Romania outside Transylvania, in several cases is well above the average

50 years at county level. The reason for this is not the elderly migration but the migration of the large number of those of working age and small number of young people. Most of the young people come from the counties near the border. Away from the border their share is gradually declining.

Figure 2. Romanian citizens living in Hungary by average age and region of birth thereof, 2011

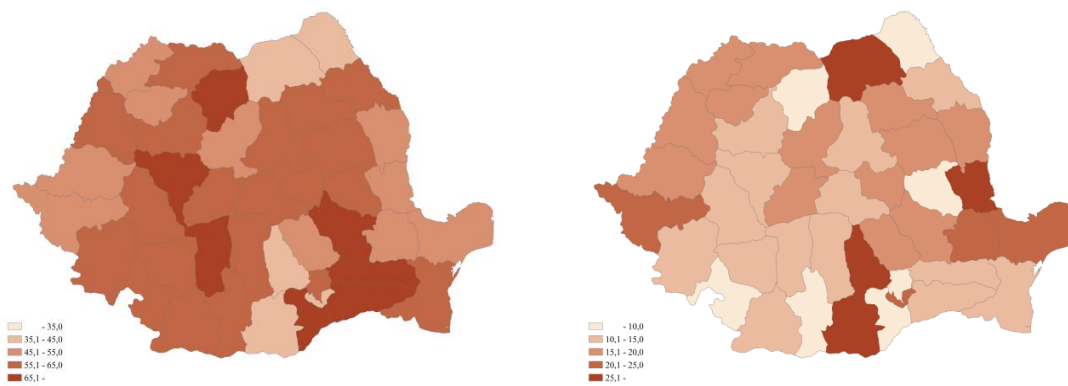


Educational level of the Romanian citizens living in Hungary is slightly lower than that of the Hungarian average resident population: 17% have university degree, compared with 20% of the resident population rate. Greatest deviation from the Hungarian average can be observed in case of the more remote border regions, in these counties the proportion of university graduates may exceed 30%. That is, lower-skilled people participate in the smaller distance migration in higher proportion than in the case of longer distances where those with higher education become dominant. It can be concluded that the potential impact area of migration increases with the educational attainments.

Figure 3. Romanian citizens living in Hungary above 25 years by educational attainment and region of birth thereof, 2011

Primary

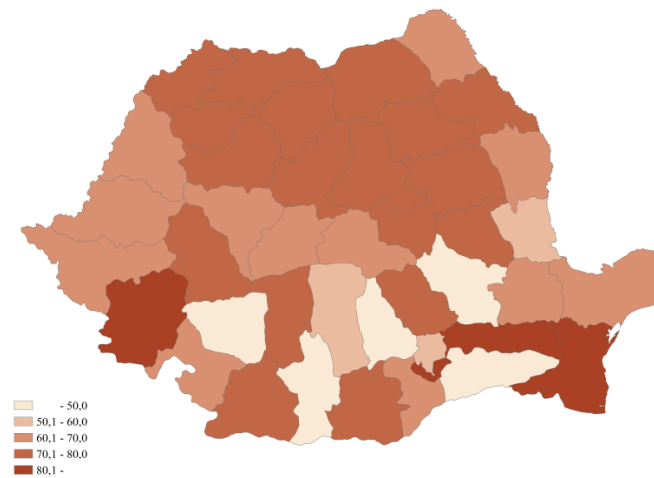
Higher education



Level of education has a decisive influence on the labour market characteristics as well. The employment rate of 25-64-year old Romanian citizens living in Hungary was 72.5% in 2011. Similar data of the Hungarian resident population was 64.4%, while it was 70.2% for all 25-64-year old foreign citizens living in Hungary. That is the Romanian citizens work in higher proportion than the resident population, or other foreign citizens in Hungary.

The rate of those arriving from the areas close to the border is lower than those coming from the inner areas. Although in case of employment the standard deviations are smaller between groups than at the level of education or the mother tongue.

Figure 4. Employment rate of Romanian citizens living in Hungary above 25 years by region of birth thereof, 2011



6. Relations of source and destination areas

Hereinafter I will examine the relations between the residence of birth and current dwelling of foreign citizens coming from Romania to Hungary at NUTS 3 level. In the matrix of migrations significant concentrations can be observed from the 42 Romanian counties established this way to the 19 Hungarian counties and Budapest. Extracting those region pairs which contribute to the total turnover with more than 0.5% of the total migration we get much tighter group than the previous one. Thus, in 4.76% (40 region pairs) of all matrix cells (42 x 20 = 840) 70% of migrations in 2011 come together so the spatial distribution of migration shows a strong concentration.

The region Central Hungary was the most attractive for those arriving from the Middle-Romanian Development Region in 2011. 8.1% of all migrations from Romania to Hungary took place between Harghita county and Budapest, while the share of movements between Mures county and Budapest was 6.8%. The border areas were of considerable importance as well, which can be explained partly with the phenomenon of circulation migration (Fercsik R, 2008, Elijah S. et al, 2009), partly with the easier keeping in touch with family members staying at home (Rédei M, 2007). Between the border counties intensive flows (Anderson et al, 1999, Baranyi, B. et al, 2004, Hansen N, 1977, Van Geenhuizen, M. et al, 2001) and transnational areas were formed (Melegh A, 2011). Among them the most significant

movements were between the counties Bihar – Hajdú-Bihar (2.8%), Satu-Mare – Szabolcs-Szatmár-Bereg (1.5%), and the Arad – Békés (0.8%).

Table 2. Proportions of major migration flows (%)³, 2011

Romanian/ Hungarian county	Budapest	Pest	Fejér	Győr- Moson- Sopron	Hajdú- Bihar	Szabolcs- Szatmár- Bereg	Bács- Kiskun	Békés	Csongrád
Bacau	1,2	0,9	0,5	0,0	0,0	0,0	0,1	0,1	0,3
Vaslui	0,3	0,0	0,0	0,0	0,0	0,5	0,0	0,0	0,0
Arad	0,2	0,1	0,0	0,0	0,0	0,0	0,1	0,8	0,1
Hunedoara	1,6	0,4	0,0	0,0	0,0	0,0	0,7	0,0	0,2
Timis	0,6	0,1	0,0	0,1	0,0	0,0	0,1	0,2	0,3
Bihar	1,1	0,9	0,2	0,3	2,8	0,7	0,2	0,7	0,8
Cluj	1,6	0,8	0,1	0,0	0,2	0,1	0,6	0,0	0,0
Satu Mare	3,2	1,5	0,1	0,2	0,7	1,5	0,3	0,1	0,2
Salaj	2,6	1,1	0,1	0,1	0,7	0,1	0,1	0,0	0,0
Brasov	0,3	1,4	0,0	0,1	0,1	0,3	0,1	0,1	0,0
Covasna	5,3	3,2	0,3	0,5	0,1	0,0	0,6	0,1	0,6
Harghita	6,8	6,3	0,4	1,0	0,3	0,3	1,5	0,2	0,4
Mures	8,1	2,8	0,4	0,5	0,3	0,1	1,3	0,2	1,3
Sibiu	0,6	0,3	0,0	0,0	0,0	0,0	0,0	0,1	0,1

Hungarian capital is the Hungarian region which is a significant destination for the Romanian migrants of mainly Hungarian ethnicity even in case of major geographic distances (Rédei M, 2009, Soltész B. et al, 2014). This statement is especially valid for working age migrants, those having higher education and/or working in leading positions.

In case of smaller geographic distances and near border movements the occupations and level of education of migrants are more diversified but in their economic activity there are no significant differences from those long-term migrants.

³ All Romanian citizens, born in Romania and living in Hungary mean 100%.

Figure 5. Area relations between source and destination regions (person), 2011⁴

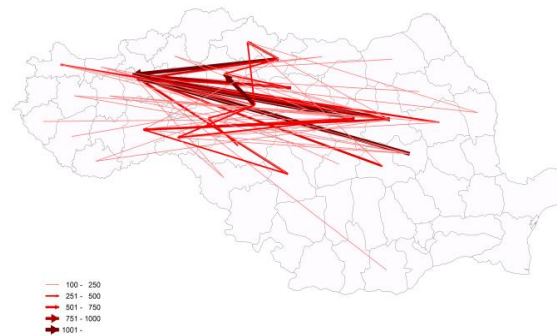


Figure 6. Relation between regions of the residence of birth and current Hungarian residence of foreign citizens above 24 years, by education attainment, 2011 (person)

Primary

Higher education

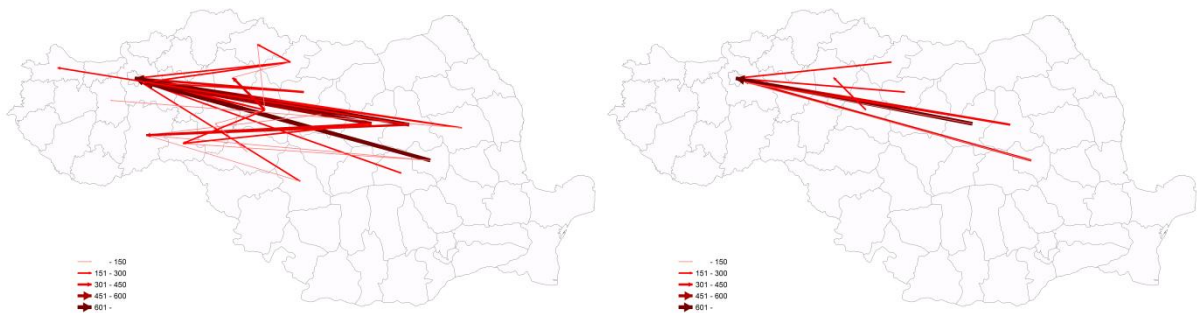


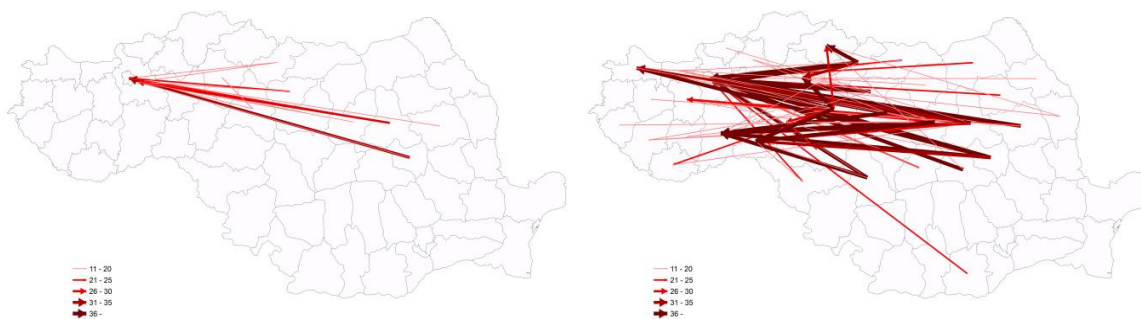
Figure 7. Relation between regions of the residence of birth and current Hungarian residence of employed foreign citizens of 25-64 years, 2011 (person)

⁴ Maps demonstrating the networks has been created with the QGIS software.



Figure 8. Relation between regions of the residence of birth and current Hungarian residence of foreign citizens of 25-64 years by occupation, 2011 (person)

Economic, administrative managers, advocacy leaders Simple occupations (not requiring professional skills)



7. Summary

In Hungary the number of migrants and the proportion thereof in the population continues to grow. There are basically two reasons for this: on one hand the decrease of Hungarian population, on the other hand, the increase in the population of foreign origin. Greater numbers of foreign citizens began to immigrate to our country after the change of regime. In this period mainly ethnicity had a decisive role, as ethnic Hungarians arrived in the vast majority. Later, after the EU-accession the global trends no longer left migration networks in Hungary untouched: Hungary's migration source areas widened, it was able to attract foreign

citizens even from larger distances. In 2011 foreigners living in Hungary dispose of a total of 161 different citizenships and were born in 195 different countries (together with associated countries and territories). Proportion of population of migrant origin is near to reach 5% of the resident population. Consequences of peace treaties ending World War I and II, as well as the cross-border language and cultural connections are still dominant in migration processes of Hungary. This is evidenced by the fact that the number of Romanian citizens is the highest, among them primarily those of Hungarian ethnicity settle down in Hungary. In addition to its direct population replacement role, migration has positive economic, social, demographic effects for Hungary. Younger age structure, more employment, lower unemployment is characterised by Romanian migrants in relation to the resident population.

Location of target areas plays a decisive role also in the territorial distribution of Romanian migrants in Hungary. In choice of the new domicile the border areas also play an important role in addition to the economic centres. Budapest is the Hungarian region which is a significant destination for the Romanian migrants of mainly Hungarian ethnicity even in case of major geographic distances. This statement is especially valid for working age migrants, those having higher education and/or working in leading positions. The border areas are rather local destinations. In case of smaller geographic distances and near border movements the occupations and level of education of migrants are more diversified but in their economic activity there are no significant differences from those long-term migrants.

Acknowledgement: Writing of this study has been supported by the Bolyai Research Fellowship.

8. Bibliographies

1. Anderson, J. – O’Down, L. (1999): Borders, Border Regions and Territoriality: Contradictory Meaning, Changing Significance, *Regional Studies*, Vol. 33(7), pp. 593–604.
2. Baranyi Béla – Balcsók István (2004): Határ menti együttműködés és foglalkoztatás – kelet-magyarországi helyzetkép. In: *Műhelytanulmányok 2004/20*, MTA Közgazdaságtudományi Intézet, Budapest, p. 29.
3. Brubaker, Rogers (1998): Migrations of Ethnic Unmixing in the „New Europe”. *International Migration Review*, Vol. 32, No. 4 (Winter 1998), pp. 1047–1065.

4. Fercsik Rita (2008): Szülőföldről a hazába – és vissza? In: Szarka László – Kötél Emőke (szerk.): Határhelyzetek. Külhoni magyar egyetemisták peregrinus stratégiái a 21. század elején. Budapest, Balassi Intézet Márton Áron Szakkollégium. pp. 124–138.
5. Gödri Irén (2007): A kapcsolati tőke szerepe a magyarországi bevándorlásban. *Kisebbségkutatás* 16. évf. 4. szám pp. 699–727.
6. Hansen, N. (1977): Border Regions: a Critique of Spatial Theory and an European Case Studies, *Annals of Regional Science*, Vol 11, pp. 1–12.
7. Hatton Timothy J. – Williamson Jeffrey G. (2005): *Global Migration and the World Economy: Two Centuries of Policy and Performance*, Mass.: MIT Press, Cambridge p. 488.
8. Illés Sándor (2008): Indirect estimation on the types of international elderly migration in Hungary. *Romanian Review on political Geography* Vol 8. No 1. pp. 55–63.
9. Illés Sándor – Kincses Áron (2009): Cirkuláció és migráció Magyarország nemzetközi vándormozgalmában, *Statisztikai Szemle* 87. évfolyam: (7–8.szám) pp. 729–747.
10. Kapitány Balázs – Rohr Adél (2013): A Magyarországon állandó lakcímmel rendelkező 18–49 éves magyar állampolgárok mintegy 7,4 százaléka tartózkodik jelenleg tartósan külföldön, *Korfa* 2013. július; XIII. évfolyam 3. szám p.3.
11. Kofman Eleonore – Youngs Gillian (2003): *Globalization: Theory and Practice*. Continuum, p. 296.
12. Kovács Éva – Melegh Attila (2000): „Lehetett volna rosszabb is, mehettünk volna Amerikába is”: Vándorlástörténetek Erdély, Magyarország és Ausztria háromszögében. In: Sik Endre – Tóth Judit (szerk.): *Diskurzusok a vándorlásról*. Az MTA Politikai Tudományok Intézete Nemzetközi Migráció Kutatócsoport évkönyve, Budapest, 2000. pp. 93–152.
13. Központi Statisztikai Hivatal (2008): *Demográfiai Évkönyv*, Budapest, p. 195.
14. Melegh Attila László (2011): Globalizáció és migráció Magyarországon, *EDUCATIO* 20:(2) pp. 206-219.
15. Rédei Mária (2007): *Mozgásban a világ, a nemzetközi migráció földrajza*, Eötvös Kiadó, Budapest p. 568.
16. Rédei Mária (2009): Foreigners in Budapest, In *Hungarian Statistical Review* No 13, Vol 87. pp. 31–49.
17. Sandu, Dumitru (2000): Migrația transnațională a românilor din perspectiva unui recensământ comunitar. *Sociologia Romaneasca* 2000. 3–4. sz. pp. 5–52.
18. Soltész Béla, Eröss Ágnes, Karácsonyi Dávid, Kincses Áron (2014): Hungary: cross border migration in a fragmented ethnic space, pp. 72-87. in: Ágnes Eröss, Dávid Karácsonyi: *Discovering migration between Visegrad countries and Eastern Partners* p. 233.

19. Tóth Pál Péter (2005): A szomszédos országokból bevándorlók lakóhelyi és kulturális jellemzői, Korfa 2005/2-3, KSH, NKI pp. 3–7.
20. Van Geenhuizen, M. – Ratti, R (2001): Gaining Advantage from Open Borders. An active Space for Regional Development, Ashgate, Aldershot. p. 398.