



UNIVERSITI PUTRA MALAYSIA

**NUMERICAL STUDY ON EFFECT OF VORTEX GENERATOR FOR T-
JUNCTION PIPE FLOW**

HAMAD R DH A S ALAZEMI

FK 2019 149



**NUMERICAL STUDY ON EFFECT OF VORTEX GENERATOR FOR
T-JUNCTION PIPE FLOW**

By

HAMAD R Dh A S ALAZEMI

**Thesis Submitted to the School of Graduate Studies, Universiti Putra Malaysia, in
Fulfilment of the Requirements for the Degree of Doctor of Philosophy**

August 2019

COPYRIGHT

All material contained within the thesis, including without limitation text, logos, icons, photographs and all other artwork, is copyright material of Universiti Putra Malaysia unless otherwise stated. Use may be made of any material contained within the thesis for non-commercial purposes from the copyright holder. Commercial use of material may only be made with the express, prior, written permission of Universiti Putra Malaysia.

Copyright © Universiti Putra Malaysia



Abstract of thesis presented to the Senate of Universiti Putra Malaysia in fulfilment of the requirement for the degree of Doctor of Philosophy

NUMERICAL STUDY ON EFFECT OF VORTEX GENERATOR FOR T-JUNCTION PIPE FLOW

By

HAMAD R Dh A S ALAZEMI

August 2019

Chairman : Kamarul Arifin Ahmad, PhD
Faculty : Engineering

Application of Computational fluid dynamics (CFD) in studying T-Junction water pipe flow have been growing steadily. This is due to the fact that experimental work will cost more time and money. In Kuwait however, the CFD tool is not fully utilised in the T-Junction case due to lack experts to perform the CFD work. The current work focused on the CFD simulation on the T-Junction water pipe system that is available in Kuwait. The objective of the work is to investigate the fundamental physical mixing effects of the Kuwaiti T-Junction pipe and investigate the effects of the flow control device inside the T-Junction. The RANS equation was used as the governing equation. The standard k- epsilon model will be used for the turbulent flow of the water pipe. Second order discretization method was used to solve the non-linear RANS equations. The CFD results have been validated with the published experimental data with good agreement. From the baseline simulation, it is found that the physics of water flow shows that there is significant reverse flow at the downstream of the T-junction pipe. From the parametric study, three cases have been tested namely case with two vortex generators, four vortex generators, and eight vortex generators. From the results, it was found that the case with four vortex generators outperformed the other cases. The area of the reverse flow have been decreased significantly. Another parametric study was the size of the vortex generator. It was found that the best size was the 75 mm. The last parametric study was the magnitude of the water pipe flow. From the results, it was found that the vortex generator performed the best at the magnitude of 5m/s.

Abstrak tesis yang dikemukakan kepada Senat Universiti Putra Malaysia sebagai memenuhi keperluan untuk ijazah Doktor Falsafah

NUMERIK STUDI PADA KESAN VORTEX GENERATOR UNTUK ALIRAN PAIP SIMPANG-T

Oleh

HAMAD R Dh A S ALAZEMI

Ogos 2019

Pengerusi : Kamarul Arifin Ahmad, PhD
Fakulti : Kejuruteraan

Penggunaan dinamik bendalir pengkomputeran (CFD) dalam mengkaji aliran paip air Simpang-T semakin berkembang. Ini disebabkan kerja eksperimen akan menelan belanja lebih banyak dari segi masa dan wang. Walau bagaimanapun, di Kuwait, alat CFD tidak digunakan sepenuhnya dalam kes Simpang-T kerana kekurangan pakar untuk melaksanakan kerja CFD. Kerja-kerja di dalam thesis ini memberi tumpuan kepada simulasi CFD pada sistem paip air Simpang-T yang boleh didapati di Kuwait. Objektif kerja ini adalah untuk mengkaji kesan pencampuran fizikal asas paip Simpang -T di Kuwait dan menyiasat kesan peranti kawalan aliran di dalam Simpang-T. Persamaan RANS digunakan sebagai persamaan penyelesaian. Model k-epsilon yang standard akan digunakan untuk aliran turbulen paip air. Kaedah berangka peringkat kedua digunakan untuk menyelesaikan persamaan RANS bukan linear. Keputusan CFD telah disahkan dengan data eksperimen yang diterbitkan dengan persetujuan yang baik. Dari keputusan simulasi, didapati fizik aliran air menunjukkan bahawa terdapat aliran terbalik yang signifikan di hiliran paip Simpang-T. Dari kajian parametrik, tiga kes telah diuji iaitu kes dengan dua penjana vorteks, empat penjana vorteks, dan lapan penjana vorteks. Dari hasilnya, didapati bahawa kes dengan empat penjana vorteks mengatasi keadaan yang lain. Kawasan aliran terbalik telah menurun dengan ketara. Satu lagi kajian parametrik adalah saiz penjana vorteks. Ia didapati bahawa saiz terbaik adalah 75 mm. Kajian parametrik terakhir adalah magnitud aliran paip air. Dari hasilnya, didapati penjana vorteks melakukan yang terbaik pada magnitud 5m / s.

ACKNOWLEDGEMENTS

First of all, I would like to thank my supervisor Prof. Ir. Dr. Haji Kamarul Arifin Ahmad, to guide me throughout the research work starting from selecting the title to the results. His massive knowledge, motivation and patience have given me more power and spirit to outlive in the research writing. I am also to thank Assoc. Prof. Ir. Dr. Faieza Abdul Aziz and Assoc. Prof. Dr. Rizal Zahari for their helpful supervision and advice. Thanks also to University Putra Malaysia in conducting this program while The School of Graduate Studies (UPM) for coordinating it.

Finally, to my wife thanks for your patience while I complete this study. Thanks also to my children, which serves as part of my inspirations in writing out this research. Also to my father and mother who always give me strength to complete this thesis. I dedicated this thesis to my wife, children and my parents.

I certify that a Thesis Examination Committee has met on 30 August 2019 to conduct the final examination of Hamad R Dh A S Alazemi on his thesis entitled "Numerical Study on Effect of Vortex Generator for T-Junction Pipe Flow" in accordance with the Universities and University Colleges Act 1971 and the Constitution of the Universiti Putra Malaysia [P.U.(A) 106] 15 March 1998. The Committee recommends that the student be awarded the Doctor of Philosophy.

Members of the Thesis Examination Committee were as follows:

Mohd Khairol Anuar bin Mohd Ariffin, PhD

Professor Ir.
Faculty of Engineering
Universiti Putra Malaysia
(Chairman)

Faizal bin Mustapha, PhD


Professor Ir.
Faculty of Engineering
Universiti Putra Malaysia
(Internal Examiner)

Shamsuddin bin Sulaiman, PhD

Professor
Faculty of Engineering
Universiti Putra Malaysia
(Internal Examiner)

M. Uthayakumar, PhD

Professor
Faculty of Mechanical Engineering
Kalasalingam University
India
(External Examiner)



NOR AZOWA IBRAHIM, PhD
Associate Professor and Deputy Dean
School of Graduate Studies
Universiti Putra Malaysia

Date: 6 December 2019

This thesis was submitted to the Senate of Universiti Putra Malaysia and has been accepted as fulfilment of the requirement for the degree of Doctor of Philosophy. The members of the Supervisory Committee were as follows:

Haji Kamarul Arifin Ahmad, PhD

Associate Professor Ir.
Faculty of Engineering
Universiti Putra Malaysia
(Chairman)

Faieza Abdul Aziz, PhD

Associate Professor
Faculty of Engineering
Universiti Putra Malaysia
(Member)

Rizal Zahari, PhD

Associate Professor
Faculty of Engineering
Universiti Putra Malaysia
(Member)

ROBIAH BINTI YUNUS, PhD

Professor and Dean
School of Graduate Studies
Universiti Putra Malaysia

Date:

Declaration by graduate student

I hereby confirm that:

- this thesis is my original work;
- quotations, illustrations and citations have been duly referenced;
- this thesis has not been submitted previously or concurrently for any other degree at any other institutions;
- intellectual property from the thesis and copyright of thesis are fully-owned by Universiti Putra Malaysia, as according to the Universiti Putra Malaysia (Research) Rules 2012;
- written permission must be obtained from supervisor and the office of Deputy Vice-Chancellor (Research and Innovation) before thesis is published (in the form of written, printed or in electronic form) including books, journals, modules, proceedings, popular writings, seminar papers, manuscripts, posters, reports, lecture notes, learning modules or any other materials as stated in the Universiti Putra Malaysia (Research) Rules 2012;
- there is no plagiarism or data falsification/fabrication in the thesis, and scholarly integrity is upheld as according to the Universiti Putra Malaysia (Graduate Studies) Rules 2003 (Revision 2012-2013) and the Universiti Putra Malaysia (Research) Rules 2012. The thesis has undergone plagiarism detection software.

Signature: _____ Date: _____

Name and Matric No.: Hamad R Dh A S Alazemi (GS 44372)

Declaration by Members of Supervisory Committee

This is to confirm that:

- the research conducted and the writing of this thesis was under our supervision;
- Supervision responsibilities as stated in the Universiti Putra Malaysia (Graduate Studies) Rules 2003 (Revision 2012-2013) are adhered to.

Signature: _____

Name of Chairman of Supervisory

Committee: _____

Signature: _____

Name of Member of Supervisory

Committee: _____

Signature: _____

Name of Member of Supervisory

Committee: _____

TABLE OF CONTENTS

	Page
ABSTRACT	i
ABSTRAK	ii
ACKNOWLEDGEMENTS	v
APPROVAL	vi
DECLARATION	viii
LIST OF TABLES	xii
LIST OF FIGURES	xiii
LIST OF ABBREVIATIONS	xvi
CHAPTER	
1 INTRODUCTION	
1.1 Overview	1
1.2 Problem Statement	3
1.3 Objectives	4
1.4 Scope Of Work	4
1.5 Thesis Organization	4
2 LITERATURE REVIEW	
2.1 Introduction	5
2.2 Cfd Studies In Water Distribution Networks	6
2.2.1 Contamination/Mixing	6
2.2.2 Leakage	18
2.2.3 Water hammer	20
2.2.4 Summary of CFD Simulation on Water Pipe Flow	22
2.3 Flow Control In Water Pipe Flow	24
2.4 Drinking Water Distribution Networks (Dwdn) In Arabian Gulf	25
2.5 Summary (Issues And Recommendations)	28
3 METHODOLOGY	
3.1 Overview	29
3.2 Site Visit	30
3.3 Introduction To Cfd	35
3.4 Governing Equations (Reynolds Average Navier Stokes (Rans))	36
3.5 Standard K-E Turbulence Model	37
3.6 Numerical Method	38
3.7 Boundary Condition	41
3.8 Convergence Criteria	41

3.9	Grid Generation	42
3.10	Flow Control Device Via Vortex Generators	44
3.11	Case Setup	45
4	RESULTS AND DISCUSSION	
4.1	Validation	46
4.2	General Findings Of T-Junction Water Pipe Flow	51
4.3	Parametric Study	59
4.3.1	Effect of number of VG	59
4.3.2	Effect of size of VG	65
4.3.3	Effect of magnitude of velocity	68
5	SUMMARY AND CONCLUSION	
5.1	Summary	72
5.2	Conclusion	73
	REFERENCES	74
	BIODATA OF STUDENT	81
	LIST OF PUBLICATIONS	82

LIST OF TABLES

Table		Page
2.1	Provides A Bird's Eye View Of Cfd Studies On Water Distribution Networks. The Details Of The Study, Turbulence Model Used And The Gist Of Observation Are Provided.	23
4.1	Cases Of The Controlled Case	59
4.2	Cases Of The Controlled Case For Various Size Of V_g	65
4.3	Cases Of The Controlled Case For Various Magnitude Of Velocity	68

LIST OF FIGURES

Figure		Page
1.1	Typical Urban Water Distribution Setup [4]	1
1.2	Typical Water Treatment Plant Setup [4]	2
2.1	Mass Balance Of A Pipe In A Drinking Water Network [11]	7
2.2	3x3 Network And Cross And T- Junction [6]	7
2.3	(A) Double Sided T Junction And (B) T With 2.5d Separation (C) T With 10 D Separation [23]	8
2.4	Mixing At T And N Junction [23]	9
2.5	Schematic Diagram Of Pipe With 4 Bends [27]	10
2.6	A) Inside Of A 4inch Cast Iron Pipe (B) Cross Section Volume Mesh (C) Mean Velocity Magnitude Normalized By Bulk Velocity Contours [36]	11
2.7	Flow Mixing In Different Double Tee And Cross Junction Pipes [39]	12
2.8	Double Tee (A) Pipe Junction Flow Lines And Tracer Scalar Concentration L/D 0, 3, 5 And 10 [38]	13
2.9	Double Tee Junction Used By Ung Et Al. [43]	14
2.10	Computational Domain (A) With Square Cross Section (B) With Circular Cross Section [45]	15
2.11	Computational Domain With Structured Mesh [49]	16
2.12	Dimensionless Turbulent Kinetic Energy Profiles At X/L = 0.375[49]	17
2.13	Dimensionless Turbulent Kinetic Energy Distribution In The Stream-Wise Direction Z/D = 0	17
2.14	Pipe Model With Leak Mansour Et Al.,[51]	18
2.15	Pressure (Pa) Contours Around Leak [51]	19
2.16	Velocity Streamlines And Pressure Contours Martins Et. Al., [62]	20
2.17	2d Pipe Geometry	21
2.18	Typical Visco Elastic Support	21
2.19	Visualization Of The Mesh	22
2.20	Sketch Of The Hydraulic System For The Down-Surge Control Test-Case [71]	25
2.21	Arabian Peninsula [81]	26
2.22	(A) Water Supply Network Of Ancient City Of Petra (B) Terra-Cota Piping Assembly Used At Wadi Mataha [90]	27
3.1	Flow Chart Of Overview Of The Current Project	29
3.2	One Of The Project Sites In Kuwait	31
3.3	Discussion With The Staff	31
3.4	Condition Of The Pipeline	32
3.5	Diffuser Pipe	33
3.6	The T-Junction In Operation	34

3.7	The Geometry Of The Kuwait's T-Junction Pipe Has Been Drawn In The Cad Software	34
3.8	Numerical Methodology	35
3.9	Control Volume For The Discretization Method	39
3.10	Pressure Based Solution Method	40
3.11	Boundary Condition	41
3.12	Inflation Layers At Inlet	43
3.13	Tetrahedron Mesh On The T-Junction	43
3.14	The Shape Of The Vortex Generators	45
3.15	Arrangement Of Vg	45
4.1	Measurement Of The Linear Velocity In The Pipe By Piv [102]	46
4.2	Computational Model Of The Pipe	47
4.3	Mesh Of The Computational Model	47
4.4	Example Of The Ansys Setup	49
4.5	Velocity Profile Of The Water Pipe Flow For Reynolds Number 2400	50
4.6	Velocity Profile Of The Water Pipe Flow For Reynolds Number 3800	50
4.7	The First Order Convergence Plot	51
4.8	The Second Order Convergence Plot	51
4.9	Velocity Vectors Of The Flow For X-Y Plane	52
4.10	Velocity Contours Of The Flow For X-Y Plane	53
4.11	Velocity Vectors Of The Flow At The T-Junction Area For Z-Y Plane	53
4.12	Velocity Contours Of The Flow At The T-Junction Area For Z-Y Plane	54
4.13	Velocity Vectors Of The Flow At The T-Junction Area For X-Z Plane	55
4.14	Velocity Contours Of The Flow At The T-Junction Area For X-Z Plane	55
4.15	Velocity Vector With Flow Separation At The 2nd Leg Of The T-Junction Pipe From Xy Plane View	56
4.16	Velocity Vector With Flow Separation At The 2nd Leg Of The T-Junction Pipe From Yz Plane View	56
4.17	Pressure Contour Of The T-Junction Pipe At The X-Y Plane	57
4.18	Pressure Contour Of The T-Junction Pipe At The Y-Z Plane	57
4.19	Velocity Contour Of The 1st Leg Of The T-Junction Pipe	58
4.20	Velocity Contour Of The 2nd Leg Of The T-Junction Pipe	59
4.21	Vg Arrangement At The 1st Leg Of The T-Junction Pipe	59
4.22	Vg Arrangement At The 2nd Leg Of The T-Junction Pipe	60
4.23	Position Of Vg For Case 2	60
4.24	Position Of 8 Vg	62
4.25	Velocity Vectors Comparison Between The Controlled T-Junction Case And The Clean T-Junction Pipe	62

4.26	Comparison Between The Controlled T-Junction Case And The Clean T-Junction Pipe	63
4.27	1st Leg Of T Junction Pipe Uncontrolled Case	63
4.28	1st Leg Of T Junction Pipe For Controlled Case 1	64
4.29	Velocity Contours At 1st Leg Of T Junction Pipe For Controlled Case 2	64
4.30	Velocity Contours At 1st Leg Of T Junction Pipe For Controlled Case 3	66
4.31	Velocity Contours Comparison Between The Various Cg Size For Controlled T-Junction Case And Uncontrolled T-Junction Pipe	66
4.32	For Controlled Case 1 (45 Mm Vg)	67
4.33	For Controlled Case 2 (60 Mm Vg)	67
4.34	For Controlled Case 3 (75 Mm Vg)	69
4.35	Velocity Contours Comparison Between The Various Speed Of Water Flow For Controlled T-Junction Case And Uncontrolled T-Junction Pipe	69
4.36	For Controlled Case 1 (V=5 M/S)	70
4.37	For Controlled Case 2 (V=2.5 M/S)	70
4.38	For Controlled Case 3 (V=1.25 M/S)	71

LIST OF ABBREVIATIONS

AF	accelerating flow
ALE	arbitrary lagrangian eulerian
avg	average
BD	blended bifferencing
BF	boundary fitted
CD	central cifferencing
CFD	computational fluid dynamics
CPU	central processing unit
CT	computed tomography
CURVIB	curvilinear immersed boundary method
DES	detached eddy simulation
DF	decelerating flow
DFG	Deutsche Forschungsgemeinschaft (German Research Association)
DNS	direct numerical simulation
DWDN	Drinking Water Distribution Networks
EFD	experimental fluid dynamics
FCT	flux corrected transport
FD	fictitious domain
Fs	safety factor
FVM	finite volume method
GCI	grid convergence index
IB	immersed boundary
IIM	immersed interface method
IMM	immersed membrane method
LBM	lattice boltzman method
LES	large eddy simulation
LUD	Linear upwind differencing
MPI	message passing interface

MULES	Multi-dimensional limiter for explicit solution
NBF	non-boundary fitted
NBF-VOF	non-boundary fitted/volume of fluid
PDEs	partial differential equations
PF	peak flow
PIV	particle image velocimetry
PLIC	piecewise linear interface construction
RANS	reynolds average navier stokes
RBC	red blood cell
RC	right coronary
RSS	reynolds shear stress
WDN	Water Distribution Network

CHAPTER 1

INTRODUCTION

1.1 Overview

The WHO guidelines for drinking water quality states that, water free from turbidity, colour, odour, objectionable taste and at a reasonable temperature is said to be potable water [1] [2]. The distribution pipelines in case of urban water supply need to be monitored for contaminants such as microbial growth, internal corrosion of the pipes material and other deposits [1] [3].

Figures 1-1 and 1-2 show a typical urban water distribution setup and water treatment plant [4]. In GCC countries the majority of the water is supplied from the desalination plants [5]. Millions of Dollars' worth of water is wasted due to leakage [6]. A distribution network with leakage of less than 5% is said to be excellent. Leaks can be prevented by implementing leak detection techniques such as sounding method, leak noise correlation and gas tracing [6]. These methods are suitable for detection of leaks, utilising CFD techniques to predict and all together elimination of leaks can be achieved. The presence of halomethanes resulting from chlorination of dissolve matter in Kuwait water distribution network was studied by [7]. The water from public water distribution network and bottled mineral water was studied by [2]. They found that the public distribution network provided better drinking water quality compared to the bottled water. The major problems which arise from chemical contaminants is chronic renal issues. EPANET software by U.S. Environment.

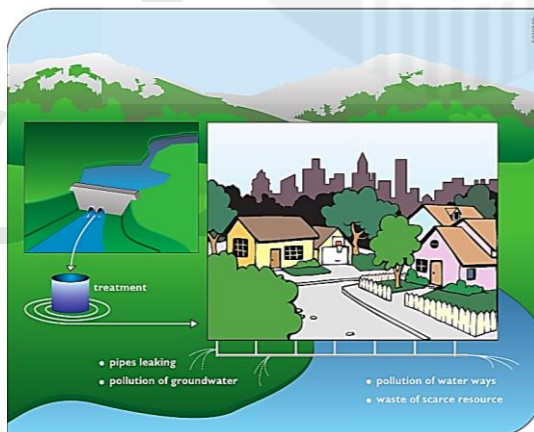


Figure 1.1: Typical urban water distribution setup [4]

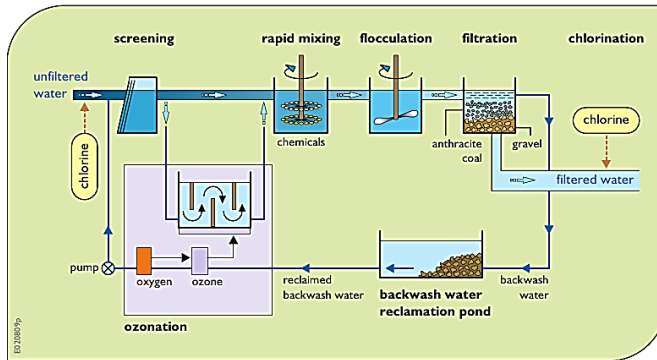


Figure 1.2 : Typical water treatment plant setup [4]

Protection Agency is widely used for modelling hydraulic and water quality [8]. Recent studies have shown that EPANET has drawn backs in predicting the mixing behaviour, thus the need for CFD.

Computational Fluid Dynamics (CFD) is a powerful engineering tool that can be used at the different stages of the water distribution networks development and operation. For example, during design stage, the CFD can be used to design the optimum setup or configuration of the system. As the CFD is a non-intrusive tool, therefore several important parameters can be tested on the system before the system is being constructed. The CFD tool has matured to the level where the results are reliable and can be used as basis for the real system.

One of the main effects of the water contamination is discolouration. Discolouration of the drinking water is due to presence of particles. These particles can come from two sources namely the external source and the internal source. The example of the external source can be from the water source, incomplete removal of solid particles at treatment plants, and particles added at the treatment plant for cleaning. Meanwhile the example of the internal source are the particles from pipes due to corrosion and bio film formations on the pipe wall. The internal or external sources increase turbidity and discolouration over a period of time. Biofilm formation leads to bacterial growth and results in degrading the quality of drinking water Liu et al., [10, 11]. Vreeburg et al., [12] also studied the effect of cast iron free pipe, on the build-up of sediments in WDN.

Other than water contamination, leakage is also the main problems in the water distribution network. Leakage is unintended phenomenon and therefore it is undesirable. Leak is usually defined as gradual loss of fluid (either gas or fluid). Water pipe leakage is normally associated with sudden change of pressure, crack, defects in pipes or lack of

maintenance [51]. In addition to the loss of water resources, the contaminant can be infiltrated into the piping system. Therefore, it is very important that this problem to be quickly detected and repaired.

Numerous experimental approach has been developed to detect the leakage. Among the traditional field tests are flow direction indicators, tracer gases, subsurface radar, earth sensitivity changes, infrared spectroscopy, microphones, and odorant and radioactive tracers. Meanwhile the latest leakage detection methods are developed which based on the system models, parameter identification and state observers, and also the state of the art of CFD.

Another important phenomenon related to water pipe flow is water hammer. Water hammer is an unintended sudden increase of pressure (pressure surge) or pressure wave in the piping system. It is caused by when a fluid or gas in motion is forced to stop or change direction suddenly. A detailed review by Ghidaoui et al. [61] on the history and current practise followed in modelling the water hammer effect.

Martins et. al., [62] performed 3D CFD to analyse the hydraulic transient flows in pressurized pipes using Computational Fluid Dynamics (CFD). They obtained the most efficient mesh size to model the pressurized water flow in pipes. The mesh uses minimum computation effort. The simulations were carried out realizable k- ϵ turbulence model. To simulate the water hammer effect the valve is instantaneously closed. This sudden closing of the valve causes a pressure surge. The velocity profiles, wall shear stress behaviours were plotted.

Other researchers conducted research works on the desalination water in Kuwait [95-100]. 95% of clean water of Kuwait came from the desalination process. As the cost of producing the desalinated water is expensive, therefore the problems of leakage, water hammer, and inefficient mixing should be avoided.

1.2 Problem Statement

A T-Junction is a common and an important part of the water piping distribution system. Its purpose is to either to distribute or to mix the water so that it can be utilised at further downstream of the pipe. Therefore it is important for the engineers to ensure the distribution or the mixing are efficient and optimised. One of the ways to ensure this to happen is through CFD simulations.

T-Junctions simulations are one of the most challenging CFD cases for the previous years. This is due to the fact that it is difficult to model the turbulence and the coupling

of the turbulence and the flow's heat flux. In addition to that, the complexity of the reverse flow and the unsteady vortices increase the difficulty level of the CFD simulation. It is important however to obtain a simple solution for the CFD simulation so that it do not consume too many computing hours. Therefore, in the current study, it is proposed a simple RANS approach with common turbulence model to solve the T-Junction flow. It is hypothesized that the simulation is sufficient in terms of accuracy and flow details. The current study also proposed a flow control device namely vortex generator to reduce the reverse flow of the water pipe flows. The second hypothesis of the work is that vortex generator can optimized the distribution of the water pipe.

1.3 Objectives

1. To perform CFD simulation on the T-Junction water pipe system that is available in Kuwait
2. To investigate the fundamental physical mixing effects of the T-Junction pipe
3. To investigate the effects of the flow control device inside the T-Junction pipe scope of work

1.3 Scope Of Work

The current work focuses on the CFD simulation on the T-Junction pipe. Due to limitation in computing system, only RANS model was considered. The work implements the passive flow control device inside the T-Junction pipe system. The work focuses on the mixing and effectiveness of the flow control device in controlling the mixing.

1.4 Thesis Organization

Chapter 1 introduces to the background of water network system. It also highlights the motivation for the study, outlining the scope and objectives of the research.

Chapter 2 summarises the literature available on CFD studies related to T-Junction pipe. A detailed in-depth review has been carried out in this chapter. The chapter deals with various studies incorporating CFD to study the different parameters inside the T-Junction pipe environment.

Chapter 3 deals with the numerical methodology used for conducting the validation study. It also includes the numerical methodology followed to carry out the parametric study.

Chapter 4 reports the numerical, results. The validation and verification of the numerical results is reported. The results of the parametric study are also discussed.

Chapter 5 concludes the finding of the current work.



REFERENCES

- [1] Third Edition, "Guidelines for Drinking-water Quality," *WHO chronicle*, vol. 38, pp. 104–8, 2011.
- [2] J. A. Cotruvo and C. D. Vogt, "Rationale for water quality standards and goals," *MCGRAW-HILL, INC., (USA). 1194*, 1990.
- [3] R. D. Letterman, *Water quality and treatment: a handbook of community water supplies*. McGraw-Hill Professional, 1999.
- [4] G. Ryan, M. Mathes, G. Haylock, A. Jayaratne, J. Wu, N. Noui-Mehidi, C. Grainger, and B. V. Nguyen, "Particles in water distribution systems," *Cooperative Research Centre for Water Quality and Treatment, Salisbury, Australia*, 2008.
- [5] D. P. Loucks, E. Van Beek, J. R. Stedinger, J. P. Dijkman, and M. T. Villars, *Water resources systems planning and management: an introduction to methods, models and applications*. Paris: Unesco, 2005.
- [6] C. K. Ho, L. Orear, J. L. Wright, and S. A. McKenna, "Contaminant mixing at pipe joints: Comparison between laboratory flow experiments and computational fluid dynamics models," *USA. Aug*, pp. 27–30, 2006.
- [7] P. Romero-Gomez, "Transport Phenomena in drinking water systems," 2010.
- [8] I. J. Vreeburg and J. Boxall, "Discolouration in potable water distribution systems: A review," *Water research*, vol. 41, no. 3, pp. 519–529, 2007.
- [9] J. H. G. Vreeburg, *Discolouration in drinking water systems: a particular approach*. TU Delft, Delft University of Technology, 2007.
- [10] G. Liu, J. Verberk, and J. Van Dijk, "Bacteriology of drinking water distribution systems: an integral and multidimensional review," *Applied microbiology and biotechnology*, vol. 97, no. 21, pp. 9265–9276, 2013.
- [11] G. Liu, G. Bakker, S. Li, J. Vreeburg, J. Verberk, G. Medema, W. Liu, and J. Van Dijk, "Pyrosequencing reveals bacterial communities in unchlorinated drinking water distribution system: an integral study of bulk water, suspended solids, loose deposits, and pipe wall biofilm," *Environmental science & technology*, vol. 48, no. 10, pp. 5467–5476, 2014.
- [12] J. H. G. Vreeburg, D. Schippers, J. Q. J. C. Verberk, and J. C. van Dijk, "Impact of particles on sediment accumulation in a drinking water distribution system," *Water Res.*, vol. 42, no. 16, pp. 4233–42, 2008.
- [13] Lj. Zlatanovi, J.P. van der Hoek, J.H.G. Vreeburg, "An experimental study on the influence of water stagnation and temperature change on water quality in a full-scale domestic drinking water system", *Water Research*, vol. 123, pp. 761-772, Oct 2017
- [14] E. Blokker, W. R. Furnass, J. Machell, S. R. Mounce, P. G. Schaap, and J. B. Boxall, "Relating Water Quality and Age in Drinking Water Distribution Systems Using Self-Organising Maps," *Environments*, vol. 3, no. 2, p. 10, 2016.
- [15] E. Blokker and P. Schaap, "Temperature influences discolouration risk," *Procedia Engineering*, vol. 119, pp. 280–289, 2015.

- [16] B. van Bloemen Waanders, G. Hammond, J. Shadid, S. Collis, and R. Murray, "A comparison of Navier-Stokes and network models to predict chemical transport in municipal water distribution systems," in *Proc., World Water and Environmental Resources Congress*, 2005.
- [17] C. K. Ho, "Solute mixing models for water-distribution pipe networks," *Journal of Hydraulic Engineering*, vol. 134, no. 9, pp. 1236–1244, 2008.
- [18] I. Song, P. Romero-Gomez, and C. Y. Choi, "Experimental verification of incomplete solute mixing in a pressurized pipe network with multiple cross junctions," *Journal of Hydraulic Engineering*, vol. 135, no. 11, pp. 1005–1011, 2009.
- [19] B. A. Wols, "*CFD in drinking water treatment*" (Doctoral Thesis), Delft University of Technology, 2010. (ISBN No: 9789089570130)
- [20] C. K. Ho and L. O'Rear Jr, "Evaluation of solute mixing in water distribution pipe junctions," *American Water Works Association. Journal*, vol. 101, no. 9, p. 116, 2009.
- [21] A. Sun, S. McKenna, C. K. Ho, M. Cappelle, S. W. Webb, T. O'Hern, and K. Kajder, "Joint Physical and Numerical Modeling of Water Distribution Networks," 2009.
- [22] S. W. Webb and B. G. van Bloemen Waanders, "High fidelity computational fluid dynamics for mixing in water distribution systems," *Proc. 8th Annual Water Distribution System Analysis (WDSA) Sym., Cincinnati*, 2006.
- [23] S. W. Webb, "High-fidelity simulation of the influence of local geometry on mixing in crosses in water distribution systems," in *Proceedings of ASCE World Water & Environmental Resources Congress, Tampa, FL*, 2007.
- [24] M. Braun, T. Bernard, H. Ung, O. Piller, and D. Gilbert, "Model based investigation of transport phenomena in water distribution networks for contamination scenarios," *Procedia Engineering*, vol. 70, pp. 191–200, 2014.
- [25] SMaRT-Online^{WDN}, 2013. <http://www.smart-onlinewdn.eu/>, accessed on June 5, 2016.
- [26] Hart, J., Guymer, I., Jones, A., Stovin, V., "Longitudinal Dispersion Coefficients within Turbulent and Transitional Pipe Flow. In *Experimental and Computational Solutions of Hydraulic Problems*" Springer Berlin Heidelberg. pp. 133-145, 2013
- [27] A. Hossain and J. Naser, "CFD investigation of particle deposition around bends in a turbulent Flow," 15th Australasian Fluid Mechanics Conference, The University of Sydney, Sydney, Australia, 13-17 December 2004
- [28] A. Hossain, J. Naser, and M. A. Imteaz, "CFD investigation of particle deposition in a horizontal looped turbulent pipe flow," *Environmental Modeling & Assessment*, vol. 16, no. 4, pp. 359–367, 2011.
- [29] A. Hossain, J. Naser, and M. A. Imteaz, "Extended Analytical Turbulent Diffusion Model for Particle Dispersion and Deposition in a Horizontal Pipe: Comparison with CFD Simulation", *Environmental Modeling and Assessment Volume 16, Issue 3, June 2011, Pages 295-311*

- [30] A. Hossain, J. Naser, and M. A. Imteaz, "CFD investigation of turbidity spikes for different velocity and particle load profiles in a horizontal pipe", *Australian Journal of Water Resources*, Volume 14, Issue 1, 2010, Pages 63-73
- [31] P. Romero-Gomez, C. Ho, and C. Choi, "Mixing at cross junctions in water distribution systems. I: Numerical study," *Journal of Water Resources Planning and Management*, vol. 134, no. 3, pp. 285–294, 2008
- [32] P. Romero-Gomez and C. Choi, "Axial dispersion coefficients in laminar flows of water-distribution systems" *Journal of Hydraulic Engineering Volume 137, Issue 11, 16 December 2011, Pages 1500-1508*
- [33] Song, I., Romero-Gomez, P., Choi, C.Y., "Experimental verification of incomplete solute mixing in a pressurized pipe network with multiple cross junctions" *Journal of Hydraulic Engineering Volume 137, Issue 11, 16 December 2011, Pages 1500-1508*
- [34] Andrade, M.A., Rojano, F., Romero-Gomez, P., Choi, C.Y., "Document Integrated water quality modeling of water distribution systems" *Water Distribution Systems Analysis 2010 - Proceedings of the 12th International Conference, WDSA 2010 2012, Pages 670-677*
- [35] I Song, P., R. Gomez, P., M. A. Andrade, M., Mondaca, Choi, C.Y., "Mixing at junctions in water distribution systems: an experimental study" *Urban Water Journal*, DOI: 10.1080/1573062X.2017.1364395
- [36] L. Cotes, J. Saldarriaga, J. Bohórquez,, "Physical and Computational Modeling of Mixing Processes in Potable Water Network Junctions", 16th World Environmental and Water Resources Congress 2016: Environmental, Sustainability, Groundwater, Hydraulic Fracturing, and Water Distribution Systems Analysis; West Palm Beach; United States, 22-26 May 2016
- [37] P. Nicolas, J. Saldarriaga, J. Bohórquez,, "Water quality modeling incomplete mixing in extended periods", *Procedia Engineering* 186 (2017) 54 – 60
- [38] R. T. Christensen, "Age effects on iron-based pipes in water distribution systems," *Graduate Theses and Dissertations*, Utha State University, 2009.
- [39] Y. Shao, Y. J. Yang, L. Jiang, T. Yu, and C. Shen, "Experimental testing and modeling analysis of solute mixing at water distribution pipe junctions," *Water research*, vol. 56, pp. 133–147, 2014.
- [40] T. C. Yu, Y. Shao and C. Shen, "Mixing at cross joints with different pipe sizes in water distribution systems," *Journal of Water Resources Planning and Management*, Volume 140, Issue 5, 2014, Pages 658-665
- [41] J. Kris and G. A. Hadi, "CFD Investigation of particle deposition and resuspension in a drinking water distribution system," *Slovak Journal of Civil Engineering*, pp. 1–7, 2008.
- [42] J. Rubulis, K. Neilands "Interpretation of loose deposits motion in drinking water distribution network", *Water Distribution Systems Analysis 2010 - Proceedings of the 12th International Conference, WDSA 2010, Pages 643-654*
- [43] K. Neilands, M. Bernats, and J. Rubulis, "Accumulation and modeling of particles in drinking water pipe fittings," *Drinking Water Engineering and Science*, vol. 5, no. 1, pp. 47–57, 2012.

- [44] H. Ung, D. Gilbert, O. Piller, I. Mortazavi, and A. Iollo, "LES and DNS simulations of imperfect mixing for Double-Tee junctions," *Procedia Engineering*, vol. 89, pp. 1268–1275, 2014.
- [45] A. Sakowitz, M. Mihaescu, L. Fuchs, "Turbulent flow mechanisms in mixing T junctions by Large Eddy Simulations" *International Journal of Heat and Fluid Flow* 45 (2014) 135–146
- [46] R. J.A. Howard , Eric Serre, "Large-eddy simulation in a mixing tee junction: High-order turbulent statistics analysis" *International Journal of Heat and Fluid Flow* 51 (2015) 65–77
- [47] Kim, J., Jeong, J.J., 2012. Large eddy simulation of turbulent flow in a T-junction. *Numer. Heat Transfer Part A* 61, 180–200.
- [48] Th.Frank, C.Lifante, H.-M.Prasse, F.Menter, "Simulation of turbulent and thermal mixing in T-junctions using URANS and scale-resolving turbulence models in ANSYS CFX" *Nuclear Engineering and Design*, Volume 240, Issue 9, September 2010, Pages 2313-2328
- [49] M. Aounallah, M. Belkadi, L. Adjlout, O. Imine, "RANS simulations of turbulent and thermal mixing in a T-junction", ISSN 1392 - 1207. *MECHANIKA*. 2013 Volume 19(3): 277-282
- [50] A. Abbes, N. Fadéla, A. Z. Dellil, "Numerical study on turbulent mixing process in cross-flow type T-junction", (2015) *AIP Conference Proceedings*, 1648, art. no. 850061
- [51] R. Ben-Mansour, M. Habib, A. Khalifa, K. Youcef-Toumi, and D. Chatzigeorgiou, "Computational fluid dynamic simulation of small leaks in water pipelines for direct leak pressure transduction," *Computers & Fluids*, vol. 57, pp. 110–123, 2012.
- [52] L. Billman and R. Isermann, "Leak Detection Methods for Pipelines", *Automatica*, 23 (3) (1987), pp. 381-385
- [53] R. Isermann "Process fault detection based on modeling and estimation methods-a survey", *Automatica*, 20 (1984), pp. 387-404
- [54] R. Isermann, "Process fault diagnosis with parameter estimation methods.", In: *Seventh IFAC/IFIP-conference on digital computer applications*, Vienna, Austria; 1985. p. 51–60
- [55] M. Shehadeh, A. I. Shahata, "Modelling the effect of incompressible leakage patterns on rupture area in pipeline", *CFD Letters*, Volume 5, Issue 4, 2013, Pages 132-142
- [56] J. Mora-Rodríguez, P. A. López-Jiménez, F. García-Mares, X. Delgado-Galván, "CFD model of flow intrusion through a failure inside a pipe caused by negative pressure", *Environmental Hydraulics: Theoretical, Experimental and Computational Solutions - Proceedings of the International Workshop on Environmental Hydraulics, IWEH 2009 2010*, Pages 65-69
- [57] P. A. López-Jiménez, F. J. Martínez-Solano, G. López-Patiño, B. Lara-Ledesma, "Computational model of the phenomenon of leaks in water supply pipes", *Ingeniería Hidráulica en México*, Volume 22, Issue 2, April 2007, Pages 43-54

- [58] M. Ferrante, C. Capponi, R. Collins, J. Edwards, B. Brunone, S. Meniconi, "Numerical transient analysis of random leakage in time and frequency domains", *Civil Engineering and Environmental Systems* Volume 33, Issue 1, 2 January 2016, Pages 70-84
- [59] S. Meniconi, B. Brunone, M. Ferrante, C. Massari, "Document Numerical and experimental investigation of leaks in viscoelastic pressurized pipe flow" *Drinking Water Engineering and Science* Volume 6, Issue 1, 8 February 2013, Pages 11-16
- [60] B. Brunone, M. Ferrante, "Detecting leaks in pressurised pipes by means of transients", *Journal of Hydraulic Research* Volume 39, Issue 5, November 2001, Pages 539-547
- [61] M. S. Ghidaoui, M. Zhao, D. A. McInnis, and D. H. Axworthy, "A review of water hammer theory and practice," *Applied Mechanics Reviews*, vol. 58, no. 1, pp. 49–76, 2005.
- [62] N. M. Martins, A. K. Soares, H. M. Ramos, and D. I. C. Covas, "CFD modeling of transient flow in pressurized pipes," *Computers & Fluids*, vol. 126, pp. 129–140, 2016.
- [63] S. D. Saemi, M. Raisee, M. J. Cervantes and A. Nourbakhsh, "Computation of laminar and turbulent water hammer flows", 11th World Congress on Computational Mechanics (WCCM XI), 20-25th July 2014, Barcelona Spain
- [64] R. Zanganeh, A. Ahmadi, and A. Keramat, "Fluid-structure interaction with viscoelastic supports during waterhammer in a pipeline," *Journal of Fluids and Structures*, vol. 54, pp. 215–234, 2015.
- [65] S. Saemi, M. Raisee, M. Cervantes, and A. Nourbakhsh, "Computation of laminar and turbulent water hammer flows," in *11th World Congress on Computational Mechanics; 5th European Conference on Computational Mechanics; 6th European Conference on Computational Fluid Dynamics*, 2014.
- [66] N. M. C. Martins, N. J. G. Carriço, H. M. Ramos, D. I. C. Covas, "Velocity-distribution in pressurized pipe flow using CFD: Accuracy and mesh analysis", *Computers & Fluids* Volume 105, 10 December 2014, Pages 218-230
- [67] S. Pejovic, A. P. Boldy, D. Obradovic, "Guidelines to Hydraulic Transient Analysis" Technical Press, Brookfield (1987)
- [68] F. Massouh, R. Comolet, "Étude d'un système anti-bélier en ligne-study of a water-hammer protection system in line", *La Houille Blanche* 5, 355–362 (1984). doi:10.1051/lhb/1984023
- [69] A. Soares, D. Covas, N. Carriço, "Transient vaporous cavitation in viscoelastic pipes", *Journal of Hydraul. Res.* 50, 228–235 (2012)
- [70] H. Ramos, D. Covas, A. Borga, D. Loureiro, "Surge damping analysis in pipe systems: modelling and experiments.", *Journal of Hydraul. Res.* 42, 413–425 (2004)
- [71] A. Triki "Water-hammer control in pressurized-pipe flow using an in-line polymeric short-section", *Acta Mech* 227, pages 777 – 793 (2016)
- [72] R. Puust, Z. Kapelan, D. A. Savic, T. Koppel, "A review of methods for leakage management in pipe networks", *Urban Water Journal*, 7:1, 25-45, DOI: 10.1080/15730621003610878

- [73] R., Puust, Z. Kapelan, D. Savic, T. Koppel, "Probabilistic leak detection in pipe networks using the SCEM-UA algorithm.", In: Proceedings of the 8th Annual Water Distribution Systems Analysis Symposium. Cincinnati, OH, USA, 2006
- [74] R. Puust, "Probabilistic leak detection in pipe networks using the SCEM-UA." Thesis (PhD). Tallinn University of Technology, 2007
- [75] A. Gupta, N. Bokde, D. Marathe, K. Kulat "Leakage Reduction in Water Distribution Systems with Efficient Placement and Control of Pressure Reducing Valves Using Soft Computing Techniques", Engineering, Technology & Applied Science Research Vol. 7, No. 2, 2017, 1528-1534
- [76] D. Misiunas, M. Lambert, A. Simpson, G. Olsson, "Burst detection and location in water distribution networks", Water Science and Technology: Water Supply Volume 5, Issue 3-4, 2005, Pages 71-80
- [77] D. Misiunas, J. Vítkovský, G. Olsson, A. Simpson, M. Lambert, "Pipeline break detection using pressure transient monitoring", Journal of Water Resources Planning and Management Volume 131, Issue 4, July 2005, Pages 316-325
- [78] D. Misiunas, J. Vitkovský, G. Olsson, M. Lambert, A. Simpson, "Failure monitoring in water distribution networks", Water Science and Technology Volume 53, Issue 4-5, 2006, Pages 503-511
- [79] M. Tabesh, M. R. Delavar, A. Delkhah, "Use of geospatial information system based tool for renovation and rehabilitation of water distribution systems", International Journal of Environmental Science and Technology Volume 7, Issue 1, 2010, Pages 47-58
- [80] M. Tabesh, H. Saber, "A Prioritization Model for Rehabilitation of Water Distribution Networks Using GIS", Water Resources Management Volume 26, Issue 1, January 2012, Pages 225-241
- [81] G. O. Odhiambo, "Water scarcity in the Arabian Peninsula and socio-economic implications," *Applied Water Science*, pp. 1–14, 2016.
- [82] A. M. Mohorjy and N. S. Grigg, "Water-resources management system for Saudi Arabia," *Journal of Water Resources Planning and Management*, vol. 121, no. 2, pp. 205–215, 1995.
- [83] C. Gopalakrishnan, C. Tortajada, and A. K. Biswas, *Water institutions: policies, performance and prospects*. Springer, 2005.
- [84] M. Al-Rashed and M. Sherif, "Water Resources in the GCC Countries: An Overview," *Water Resources Management*, vol. 14, no. 1, pp. 59–75, 2000.
- [85] N. Ghaffour, T. M. Missimer, and G. L. Amy, "Combined desalination, water reuse, and aquifer storage and recovery to meet water supply demands in the GCC/MENA region," *Desalination and Water Treatment*, vol. 51, no. 1–3, pp. 38–43, 2013.
- [86] K. Murphy, M. Gleick, and others, "The World's Water 2008-2009: the Biennial Report on Freshwater Resources," *Environmental Conservation*, vol. 36, no. 2, p. 171, 2009.
- [87] R. L. de Jong, "Water resources of GCC: international aspects," *Journal of Water Resources Planning and Management*, vol. 115, no. 4, pp. 503–510, 1989.

- [88] D. B. Brooks, "Fresh water in the middle east and north Africa," in *Integrated water resources management and security in the Middle East*, Springer, 2007, pp. 33–64.
- [89] A. U. Malik, P. M. Kutty, and I. Andijani, "Reinforced Cement Concrete Pipelines For Desalinated Water Transmission -A Critical Review and Some Failure Analysis," 1992.
- [90] C. R. Ortloff, "Water engineering at Petra (Jordan): recreating the decision process underlying hydraulic engineering of the Wadi Mataha pipeline system," *Journal of Archaeological Science*, vol. 44, pp. 91–97, 2014.
- [91] K. M. Al Fraij, M. K. A. El Aleem, and H. Al Ajmy, "Comparative study of potable and mineral waters available in the State of Kuwait," *Desalination*, vol. 123, no. 2, pp. 253–264, 1999.
- [92] M. Y. Ali and J. Riley, "Distribution of halomethanes in potable waters of Kuwait," *Water Research*, vol. 24, no. 4, pp. 533–538, 1990.
- [93] H. F. Al-Mudhaf and A.-S. I. Abu-Shady, "Comparison of trace elements in bottled and desalinated household drinking water in Kuwait," *Clean-Soil, Air, Water*, vol. 40, no. 9, pp. 986–1000, 2012.
- [94] K. H. Al-Dhowalia and N. K. Shammash, "Leak detection and quantification of losses in a water network," *International Journal of Water Resources Development*, vol. 7, no. 1, pp. 30–38, 1991.
- [95] M. F. Hamoda, "Desalination and water resource management in Kuwait", *Desalination* 138 (2001) 385-393
- [96] M.A. Darwish, F.M. Al-Awadhi, A.M. Darwish, "Energy and water in Kuwait Part I. A sustainability view point", Volume 225, Issues 1–3, 1 May 2008, Pages 341-355
- [97] M.A. Darwish, A.M. Darwish, "Energy and water in Kuwait: A sustainability viewpoint, Part II", Volume 230, Issues 1–3, 30 September 2008, Pages 140-152
- [98] M.A. Darwish, N.M. Al-Najema, N. Lior, "Towards sustainable seawater desalting in the Gulf area", *Desalination* Volume 235, Issues 1–3, 15 January 2009, Pages 58-87
- [99] B. Shomara, J. Hawari, "Desalinated drinking water in the GCC countries – The need to address consumer perceptions", *Environmental Research* Volume 158, October 2017, Pages 203-211
- [100] S. Ebrahim, M. Abdel-Jawad, S. Bou-Hamad, M. Safar, " Fifteen years of R&D program in seawater desalination at KISR Part I. Pretreatment technologies for RO systems", *Desalination*, Volume 135, Issues 1–3, 20 April 2001, Pages 141-153
- [101] *Fluent User Guide*, 2016
- [102] J. Wang, D. U. Guang-sheng, J. Y. Wang, J. Geng, D. Li, "The experiment and analysis of transitional flow in pipe", *Journal of Hydrodynamics*, Ser. B, Volume 28, Issue 2, April 2016, Pages 313-318
- [103] Y. H. Liu, G. S. Dul, L. P. Liu, Z. F. Shao, C. Y. Zhai, "Experimental study of velocity distributions in the transition region of pipes", *Journal of Hydrodynamics*, Ser. B, Volume 23, Issue 5, October 2011, Pages 643-648

BIODATA OF STUDENT

Hammad al asemi is a PhD student in Universiti Putra Malaysia. He works at the Kuwait Water Authority for the past 15 years. He handles residential water piping system for Kuwait City and overseeing the maintenance of the system. He has published 2 Scopus indexed journals and has presented 2 conference papers.



LIST OF PUBLICATIONS

Journals:

- A. Hamad, S.M.A. Aftab and K.A. Ahmad “Application of CFD Techniques in Piping Distribution System and Special Focus on the Arabian Peninsula: A Review”, International Review of Mechanical Engineering (IREME), 2018. (Under Review)
- A. Hamad, S.M.A. Aftab and K.A. Ahmad, “Reducing flow separation in T-junction pipe using Vortex Generator: CFD study”, Journal of Advanced Research in Fluid Mechanics and Thermal Sciences, Volume 44, Issue 1, 1 April 2018, Pages 36-46

Conference Proceedings:

- A. Hamad, S.M.A. Aftab and K.A. Ahmad “Reducing Flow Separation in T-Junction Pipe Using Vortex Generator CFD Study”, ICCMEH-2017, 19-20th December 2017 at Manipal Institute of Technology, Manipal, India.
- A. Hamad, S.M.A. Aftab and K.A. Ahmad “Review on Application of CFD Techniques in Piping Distribution System for Residential Clean Water Supply”, ICCMEH-2016, 17-18th December 2016 at Kyushu Institute of Technology, Kitakyushu, Japan.



UNIVERSITI PUTRA MALAYSIA

STATUS CONFIRMATION FOR THESIS / PROJECT REPORT AND COPYRIGHT

ACADEMIC SESSION : First Semester 2019/2020

TITLE OF THESIS / PROJECT REPORT :

NUMERICAL STUDY ON EFFECT OF VORTEX GENERATOR FOR T-JUNCTION PIPE FLOW

NAME OF STUDENT: HAMAD R Dh A S ALAZEMI

I acknowledge that the copyright and other intellectual property in the thesis/project report belonged to Universiti Putra Malaysia and I agree to allow this thesis/project report to be placed at the library under the following terms:

1. This thesis/project report is the property of Universiti Putra Malaysia.
2. The library of Universiti Putra Malaysia has the right to make copies for educational purposes only.
3. The library of Universiti Putra Malaysia is allowed to make copies of this thesis for academic exchange.

I declare that this thesis is classified as :

*Please tick (✓)

CONFIDENTIAL

(Contain confidential information under Official Secret Act 1972).

RESTRICTED

(Contains restricted information as specified by the organization/institution where research was done).

OPEN ACCESS

I agree that my thesis/project report to be published as hard copy or online open access.

This thesis is submitted for :

PATENT

Embargo from _____ until _____
(date) (date)

Approved by:

(Signature of Student)
New IC No/ Passport No.:

Date :

(Signature of Chairman of Supervisory Committee)
Name:

Date :

[Note : If the thesis is CONFIDENTIAL or RESTRICTED, please attach with the letter from the organization/institution with period and reasons for confidentiality or restricted.]