

Serial memory for landmarks encountered during route navigation

Journal:	<i>Quarterly Journal of Experimental Psychology</i>
Manuscript ID	QJE-STD-20-230.R2
Manuscript Type:	Standard Article
Date Submitted by the Author:	06-May-2021
Complete List of Authors:	Hilton, Christopher; Bournemouth University; Technical University of Berlin Wiener, Jan; Bournemouth University Johnson, Andrew; Bournemouth University
Keywords:	serial memory, sequence learning, navigation, route learning, ageing

SCHOLARONE™
Manuscripts

RUNNING HEAD: Serial memory during navigation

Serial memory for landmarks encountered during route navigation

Christopher Hilton ^{1,2}, Jan Wiener ¹, Andrew Johnson ¹

¹ Psychology Department, Ageing and Dementia Research Centre, Bournemouth University, Bournemouth, UK

² Biological Psychology and Neuroergonomics, Berlin Institute of Technology, Berlin 10623, Germany

Corresponding author:

Christopher Hilton

Email: c.hilton@tu-berlin.de

Orchid IDs:

Christopher Hilton – 0000-0001-9386-6935

Jan Wiener – 0000-0002-9583-298X

Andrew Johnson – 0000-0003-4138-9115

RUNNING HEAD: Serial memory during navigation

Abstract

The present study demonstrates similarities between route learning and classical tests of serial order memory. Here, we investigated serial memory for landmarks in a route learning task, in younger and older adults. We analysed data from a route learning task with 12 landmarks, reported by Hilton et al. (2021). Participants (88 younger and 77 older) learned a route using either a Fixed Learning (3 exposures to the route) or Flexible Learning (repeated exposures until successful navigation was achieved) procedure. Following route learning, participants completed Immediate Free Recall (IFR) and Free Reconstruction of Order (Free RoO) of the landmarks. We show clear acquisition of sequence memory for landmarks for both age groups, with Free RoO producing a bowed serial position curve. IFR produced recency effects but no primacy effects in fixed learning, with recency reduced following flexible learning for both age groups. Younger adults displayed a primacy bias for the first item recalled in both learning conditions, as did the older adults in the flexible learning condition. In contrast, older adults displayed a recency bias in the fixed learning condition. Evidence of contiguity in IFR was present only for younger adults in the flexible learning condition. Findings are broadly consistent with results from typical short-term list learning procedures and support the universality of sequence learning effects, which we demonstrate are generalisable to a navigation context.

Keywords: serial memory; sequence learning; navigation; route learning; ageing

RUNNING HEAD: Serial memory during navigation

Introduction

Recall of a sequence is typically characterised by a bowed serial position function in which a memory advantage is observed for the first (primacy) and last (recency) item in the sequence. The ubiquity of this serial position function has been hypothesised to represent a benchmark of short-term/working memory (Oberauer et al., 2018), and more generally, an underlying feature of memory (e.g. Surprenant & Neath, 2006). The present study examines sequence knowledge in a route learning paradigm and provides a detailed analysis for some of the benchmark findings observed in sequence memory. Specifically, we examine whether such established findings can be generalised to the learning of landmarks during navigation, despite the different characteristics of the two tasks.

Landmarks are objects or distinctive features in the environment which are used as cues for action during route navigation (Foo et al., 2005; Waller & Lippa, 2007). They are a key component in the development of spatial knowledge (Chrastil, 2013; Siegel & White, 1975). Indeed, recognition memory is greater for objects used as landmarks (Janzen, 2006), which yield selective recruitment of the parahippocampal gyrus (Janzen & van Turennout, 2004; Janzen & Weststeijn, 2007). Landmarks along a route are known to be linked to other proximal locations for purposes such as error monitoring, response preparation or resolving ambiguous situations (Schinazi & Epstein, 2010; Strickrodt et al., 2015; Trullier et al., 1997). As such, understanding the role of serial position memory in landmark learning is useful for conceptualising how routes are represented in memory. Indeed, the use of visual cues has been described as a serial learning task embedded within a navigation task (Caplan et al., 2001).

The established bowed serial position function has already been reported in some navigation studies. In retracing a route around a university campus, children (8- and 12-year olds) exhibited strong recency and some primacy in recalling the correct direction at each intersection (Cornell et al., 1996; see also Meilinger et al., 2016, for similar effects within a virtual environment). In addition to accuracy at intersection decision points, primacy and recency has also been shown for the vividness of memories for landmarks encountered along a route. Hesltrup and Magnussen (2001) instructed participants to remember landmarks positioned along a route to a frequently visited vacation destination, with participants self-reporting more vivid memories for landmarks positioned towards the start and end of the route. Finally, Stawarczyk and D'Argembeau (2019) instructed participants to recall thoughts experienced during a 25-minute walk. Memory was better for thoughts encountered at the start and end of the walk, with these thoughts arguably functioning as internal landmarks encountered during the walk. The finding that free recall of those thoughts exhibited both primacy and recency as well as asymmetric temporal contiguity effects (i.e., a tendency to recall items in forward order despite ordered recall not being a task requirement) are consistent with conventional immediate free recall tasks (Bhatarah et al., 2008; Cortis et al., 2015; Spurgeon et al., 2014).

The fact that naturalistic wayfinding tasks exhibit canonical serial position effects is unsurprising given the ubiquity of bowed functions in list recall. Indeed, primacy and recency effects are not confined to episodic memory and are generalisable to the recall of semantic

RUNNING HEAD: Serial memory during navigation

1
2
3 information. For example, when participants are instructed to order a list of category
4 members on a given dimension, such as US presidents (Neath, 2010; Roediger & DeSoto,
5 2014), hymn verses (Maylor, 2002), age of actors (Kelley, Neath, & Surprenant, 2015) and
6 books in a series (Kelley, Neath, & Surprenant, 2013), primacy and recency effects are
7 evident. These results are consistent with the proposal that primacy and recency are general
8 features of lists due to the first and last (i.e., boundary) items being more distinctive by virtue
9 of having positional competitors on only one side (Kelley et al., 2015). Traditional dual-store
10 accounts of serial position functions (e.g., Atkinson & Shiffrin, 1971; Murdock, 1967), where
11 recency is a product of storage within a highly fragile short-term store, are inadequate in
12 accounting for these effects. As an alternative to separate short-term and long-term stores,
13 some researchers have argued for general principles of sequence memory that can be applied
14 across differing timescales (e.g., Brown et al., 2007; Tan & Ward, 2000).

15
16
17
18
19
20 The current study presents analyses of a dataset that was collected in a previous study
21 (Hilton et al., 2021), which contained measures of landmark recall and sequence memory, to
22 expand our understanding of how typical sequence memory effects transfer to a navigation
23 task. Hilton et al. (2021) conducted three experiments to examine the route learning
24 capabilities of younger and older adults. Participants were presented with a to-be-
25 remembered route comprising 12 decision-points, each containing a unique landmark. In
26 Experiment 1, participants received three exposures to the route and in Experiments 2 and 3,
27 they were exposed to the route repeatedly until they achieved at least 90% accuracy for the
28 decision points (i.e., for the 3-alternative forced choice decision of traversing right, left, or
29 straight ahead). At test, participants performed (1) Immediate Free Recall (IFR) of all the
30 landmarks from the route, (2) an Associative Cue Task in which they were shown the 12
31 landmarks in a randomised order and were required to indicate the direction of travel (right,
32 left, and straight), (3) Free Reconstruction of Order (Free RoO) wherein participants were
33 given images of the landmarks and required to position them in the order they were
34 encountered along the routes, and (4) the Missing Landmark Task, during which participants
35 had to recall directions at intersections with the landmarks removed.

36
37
38
39
40
41
42
43
44
45
46
47
48
49
50
51
52
53
54
55
56
57
58
59
60
Hilton et al. (2021) established that whilst IFR of landmarks was comparable between
age groups in all experiments, older adults performed worse on the Associative Cue and free
RoO tasks when limited to only three exposures to the route. When rate of learning was
controlled for in Experiments 2 and 3, the age-related performance deficit on the Associative
Cue Task was attenuated, but performance deficits on free RoO and the Missing Landmark
Task remained. These patterns of performance reflected different route representations
formed by the participants in each age group. Hilton et al. (2021) suggested that older adults
amended their learning strategies to obtain task-essential knowledge in a piecemeal manner,
resulting in longer learning times and overall declines in the quality of spatial knowledge.
Younger adults on the other hand appeared to engage in more parallel acquisition of different
knowledge types resulting in a richer representation of the environment.

The present study is concerned with the different question of how sequence memory
from route navigation reflects general sequence learning processes. No such insights were
presented in Hilton et al. (2021), who analysed the IFR and free RoO data only in terms of

RUNNING HEAD: Serial memory during navigation

1
2
3 overall performance (i.e. percent correct and Levenshtein Distance). In this study, we analyse
4 the data from these two tasks only, as they are the only ones pertaining to serial memory of
5 landmarks. The extent to which route learning is supported/reliant upon sequence learning is
6 beyond the scope of the present study, but that dataset does provide an opportunity to explore
7 characteristics of sequence learning in a naturalistic wayfinding environment that hitherto has
8 only received limited research. Indeed, previous studies have focussed on self reported recall
9 of navigation experience (Heslstrup and Magnussen, 2001; Stawarczyk & D'Argembeau,
10 2019) or directional knowledge (Cornell et al., 1996; Meilinger et al., 2016), which represent
11 only a limited portion of overall spatial representations (Chrastil, 2013). Given the important
12 role that landmarks at intersections play in the successful navigation of routes (Waller &
13 Lippa, 2007; Janzen, 2006; Janzen & Weststeijn, 2007), the present study is the next step in
14 broadening our understanding of serial position memory in a realistic navigation scenario.

15
16
17
18
19
20 Distinct analysis of the different sequence learning measures is important as
21 methodological differences between tasks have been shown to qualitatively affect the serial
22 position function (e.g. Guérard & Tremblay, 2008; Ward et al., 2005). Indeed, those
23 aforementioned studies have shown that when the same task demands were applied to
24 different stimulus types, the serial position functions were qualitatively equivalent (instead, it
25 is changes to the task that qualitatively affects the shape of the curve). If the serial position is
26 task (rather than stimuli) dependent (Ward et al., 2005), then one might predict that our post-
27 route learning versions of IFR and free RoO tasks might exhibit behavioural similarities to
28 their respective conventional single learning trial versions of the tasks.

29
30
31
32 In IFR, participants are required to recall the preceding sequence in any order. This
33 task typically produces strong recency and some primacy (e.g. Grenfell-Essam et al., 2013;
34 Grenfell-Essam & Ward, 2012; Murdock, 1962; Ward et al., 2010), with this function shown
35 across a range of stimulus types (Cortis et al., 2015; Spurgeon et al., 2014). Whilst previous
36 studies have shown serial position effects for the free recall of both intersection decision
37 points (Cornell et al., 1996; Meilinger et al., 2016) and vividness ratings for landmarks along
38 a familiar route (Helstrup & Magnussen, 2001), we examine the pattern of recall accuracy for
39 the landmarks encountered along the route.

40
41
42
43 In addition to examining serial position functions, we perform further analysis on the
44 IFR data by investigating output order (indeed, the effect of output order on the serial
45 position function is one of the benchmark findings of short-term memory, Oberauer et al.,
46 2018). Recall of shorter lists tends to be initiated with early list items, whereas recall of
47 longer lists is often initiated with latter list items (e.g. Cortis et al., 2015; Grenfell-Essam &
48 Ward, 2012; Grenfell-Essam et al., 2013; Spurgeon et al., 2014; Ward et al., 2010). Given
49 that our route contains 12 landmarks (a relatively long list, e.g., Ward et al., 2010), we might
50 predict that participants would opt to initiate recall with latter list items and therefore exhibit
51 a strong recency effect.

52
53
54
55
56 Further, we investigate lag functions for the order of recall in IFR. Lag refers to
57 response transitions for each successive pair of items (i.e., the lag in transition from the
58 position of the first and second item in the recalled pair, where a lag of +1 indicates recall of
59 successive items in the original sequence). The frequency of lags is assessed via
60

RUNNING HEAD: Serial memory during navigation

conditionalised response probabilities (CRP; see Kahana et al., 2007; Ward et al., 2010) for which the frequency each lag occurs during recall is conditionalised on the number of chances to make that lag. In IFR, lag analysis typically reveals higher probabilities for smaller positive lags (with lag +1 indicating successive recall of items; Kahana, 1996; Kahana & Howard, 2005) which evidences chaining during recall. Chaining is thought to reflect a contiguity effect where recall of one item triggers the recall of proximal list items (for a review see Healey, et al., 2019). Thus, if memory for landmarks along a route are organised according to how they relate with nearby landmarks, then we would expect high CRPs for lower lags.

In RoO, participants are re-presented with the list items and are required to identify the order of original presentation. This task has been shown to produce strong primacy and some recency across a range of stimulus types (e.g. Avons, 1998; Guérard & Tremblay, 2008; Johnson et al., 2016; Parmentier & Jones, 2000; Ward et al., 2005). However, the present study used RoO free, where output order is unconstrained. This task has also been shown to produce a serial position function exhibiting primacy and recency (e.g. Lewandowsky et al., 2008, 2009; Neath, 1997; although recency was stronger for longer lists, see Ward et al., 2010). The present study therefore examines whether canonical serial position effects are found for the order memory of landmarks encountered along a route.

RoO can also be assessed using lag CRPs. One benefit of examining sequence CRPs is that they provide a measure of relative order memory, as opposed to serial position functions which examine absolute order knowledge. The resultant CRP-lag function typically exhibits a peak at +1 lag, with an asymmetric lag recency effect illustrating more transitions for adjacent positions (i.e., transpositions close to the correct position are more frequent indicating some vague yet inexact positional knowledge) and a greater tendency to transition forward. Of specific relevance to the current study is that such temporal contiguity effects (i.e., the tendency to output successive items at test that were positioned nearby during encoding) have been found with delayed testing (Howard et al., 2008), prolonged learning (Cortis Mack et al., 2017), and when those long-term memories are for autobiographical events (Moreton & Ward, 2010). These findings indicate that temporal contiguity may also be a universal feature of sequence memory.

We further analysed the free RoO data via transposition CRPs, which refers to the distance of each landmark from its absolute serial position. Whereas typical serial position curves are concerned with simply correct or incorrect placements, analysis of transpositions indicates whether errors are nonetheless close to the correct position. We expected that transposition and lag analyses would be similar in their outcome, since they both assess the extent to which items are ordered, but the two measures provide a distinct view of absolute and relative positional knowledge (see Schooler et al., 2014 on the importance of distinguishing relative and absolute measures of order memory).

Another advantage of our reanalysis of Hilton et al. (2021) is that it enables a comparison across age groups. In the original study older adults took longer to learn the route to criterion, but once at 90%, did not differ from the younger adults in respect to both free recall and associative learning. Older adults were, however, significantly poorer at free RoO

RUNNING HEAD: Serial memory during navigation

1
2
3 in terms of correct absolute placement. This is consistent with previous ageing studies in
4 which participants also completed free RoO for landmarks previously encountered along a
5 route through a virtual environment, with older adults producing smaller correlations between
6 their given sequence and the correct sequence (Allison & Head, 2017; Head & Isom, 2010).
7 As in Hilton et al. (2021), these studies contained no analysis of serial position functions, and
8 thus only revealed a quantitative reduction in sequence knowledge of the older adults.
9

10
11 Our further analysis allows us to explore whether these differences are merely
12 quantitative or reflect qualitative differences in sequence memory. Conventional single trial
13 measures of sequence memory for older adults show broadly qualitatively equivalent
14 functions for item (e.g., Kahana et al., 2002; Korsnes and Magnussen, 1996; Ward & Maylor,
15 2005) and order memory (e.g., Maylor et al., 1999), despite overall lower accuracy levels.
16 Lower IFR levels in older adults have been linked to both reduced rehearsal (Ward & Maylor,
17 2005) and reduced forward ordered recall (Kahana et al., 2002). These findings suggest that
18 any behavioural sequence memory effects reported for older adults in the present study would
19 differ quantitatively to that shown with younger adults but not qualitatively.
20
21

22
23 However, the extent to which findings from the conventional single learning trial
24 paradigms generalise to the present procedure is unclear, with three important methodological
25 distinctions. First, the current procedure involves a single testing trial for a sequence
26 following multiple exposures to the to-be-remembered sequence (i.e., the route). It is possible
27 that multiple exposures to the to-be-remembered sequence might qualitatively change
28 behaviour. Moreover, in respect to age differences, Griffin et al. (2017) reported older adults
29 acquired less information across multiple learning trials compared to younger adults,
30 although this decrement was linked to poor initial recall on the first exposure. The Hebb
31 repetition procedure (Hebb, 1961) is another task in which participants receive multiple
32 exposures to the same sequence (albeit surreptitiously). Despite multiple exposures,
33 participants still exhibit the canonical serial position functions shown in single trial learning
34 (e.g., Horton et al., 2008; although it is worth noting that older adults show impaired Hebb
35 repetition effects for visuo-spatial stimuli, Turcotte et al., 2005).
36
37

38
39 A second important methodological difference is that participants were not instructed
40 to learn the sequence of landmarks. However, whilst it remains unclear as to what extent
41 route learning is underpinned by sequence learning, we argue that this should not affect the
42 demonstration of established serial position effects for either IFR or free RoO. This is
43 because even if landmark order is inconsequential to route learning, implicit memories have
44 been shown to produce primacy and recency (e.g., Raanaas & Magnussen, 2006; see also
45 Stawarczyk & D'Argembeau, 2019, where participants were not explicitly instructed to
46 remember their thoughts). That said, encoding of landmark order is of route learning utility as
47 forthcoming navigational decisions are primed, thus improving the efficiency of navigation
48 (Schinazi & Epstein, 2010). Moreover, without any sequence knowledge, it would be
49 difficult, if not impossible, to distinguish situations that feature similar or identical landmarks
50 (Strickrodt et al., 2015).
51
52

53
54 The third difference is that the current task does not involve immediate retrieval of the
55 sequence. However, as noted above, memory advantages for the boundary items in lists are a
56
57
58
59
60

RUNNING HEAD: Serial memory during navigation

1
2
3 universal feature of sequence memory (Kelly et al., 2015). Indeed, long-term sequence
4 learning tasks have reported recency effects suggesting that recency is not reliant upon short-
5 term memory (Baddeley & Hitch, 1977; Pinto & Baddeley, 1991; see also Bhatarah et al.,
6 2006). However, more recently Cortis Mack et al. (2017) provided limited evidence for time-
7 invariant serial position effects. They examined sequence memory following the presentation
8 of list items over long intervals (1 word every hour via a smartphone). Whilst relatively
9 shallow serial position functions were reported, there were strong temporal contiguity effects.
10 It is however worth noting that the curvature of functions was more pronounced following
11 analysis of the first trial only (a single trial reanalysis more in line with the present
12 methodology and that of Baddeley & Hitch, 1977, and Pinto & Baddeley, 1991).
13
14
15
16

17 The overall aim of the present study was to investigate the presence of standard serial
18 position effects in a realistic navigation task which has substantial methodological differences
19 to typical sequence learning paradigms. To achieve this aim we apply an array of analyses
20 commonly used in serial learning paradigms to data for landmark memory and sequence
21 knowledge for the first time. Taken together, existing studies suggest that benchmark
22 sequence position effects should be observed following the present methodology despite the
23 use of a single trial with multiple list exposure. Specifically, our key predictions were that
24 both IFR and free RoO should exhibit the canonical serial position curves with both primacy
25 and recency. For IFR, we predicted a tendency to initiate output with later list landmarks,
26 thus accentuating the recency effect. We expected higher probabilities of smaller lags for
27 both IFR and free RoO, demonstrating a greater likelihood of subsequent recall for landmarks
28 positionally adjacent in the original sequence to the recalled item. For free RoO we expected
29 a similar pattern in the transposition errors, with smaller transpositions indicating that even
30 incorrectly placed landmarks occur somewhat close to their actual position. With respect
31 to the role of age, we predict quantitative reduction but not qualitative differences in the pattern
32 of sequence memory for older, relative to younger, adults.
33
34
35
36
37
38
39
40
41
42
43
44
45
46
47
48
49
50
51
52
53
54
55
56
57
58
59
60

RUNNING HEAD: Serial memory during navigation

Method

In this study we performed additional analyses on the data collected by Hilton et al. (2021). That study comprised three experiments each beginning with a route learning phase. Experiment 1 involved a ‘Fixed Learning’ protocol (3 exposures of the route) whereas Experiments 2 and 3 employed a ‘Flexible Learning’ protocol wherein participants were trained to criterion (90%). In Flexible Learning, participants were exposed repeatedly to the route until they gave 90% of the directions correctly, at which point the participants received no more exposures to the route and moved onto the test phase. The inclusion of the Missing Landmark Task in Experiment 3 of the original study is its only procedural distinction from Experiment 2. Since we do not analyse that task in the present study, Experiments 2 and 3 were combined into one Flexible Learning condition for increased statistical power and parsimonious analysis. We have not included a detailed description of the Associative Cue and Missing Landmark tasks in the present study as they are not addressed and are not critical to the study design required to produce the data we analyse.

Participants

In the Fixed Learning condition there were 29 younger and 27 older participants. In the Flexible Learning condition there were 59 younger and 50 older participants. Older participants were screened for mild cognitive impairment using the Montreal Cognitive Assessment (MoCA; Nasreddine et al., 2005). All older participants scored above the MoCA cut-off score of 23 (Luis, Keegan, & Mullan, 2009; Waldron-Perrine & Axelrod, 2012). See Table 1 for participant information. Ethical approval was granted by the Bournemouth University Research Ethics Panel and written informed consent was gained from all participants who either received course credits or an honorarium.

--- Insert Table 1 about here ---

Design

A 3-factor (2x2x12) mixed multifactorial design was employed. The between groups independent variables were age group (2 levels: younger and older) and learning condition (2 levels: Fixed Learning and Flexible Learning), and the within groups variable was serial position (1 – 12). The two dependent measures were serial recall accuracy for IFR and Free RoO.

Learning Phase

Participants were instructed to learn a route through a virtual environment. The route consisted of 12 intersections (4 left turns, 4 right turns, and 4 straight ahead). Each intersection had a pair of identical landmarks. The landmarks at each intersection were unique from all other intersections and only one pair of landmarks could be seen at a time (see Figure 1). The order of landmarks and route directions were randomised for every

RUNNING HEAD: Serial memory during navigation

participant. They were shown videos of passive transportation along the route. At each intersection, the footage was paused and participants were required to indicate the direction of travel (right, left, straight) required to continue along the route. Transportation resumed once a response was given thus providing immediate feedback.

--- Insert Figure 1 about here ---

In the Fixed Learning condition participants navigated the route three times during the Learning Phase. Participants in the Flexible Learning condition navigated the route repeatedly until they reached a 90% performance criterion (i.e. they responded correctly at 11 out of the 12 intersections). Once participants navigated the route with at least 90% correct responses, the Learning Phase was terminated. In the Flexible Learning condition, younger adults took an average of 3.71 attempts to pass the learning phase and older adults took an average of 5.26 attempts.

Immediate Free Recall (IFR)

Participants were asked to verbally free recall as many of the landmarks from the route as they could remember (i.e. recall the list in any order). Any ambiguous responses were clarified with the participant by asking for alternative names and visual descriptions of the object. Responses were recorded by the experimenter in the order they were output by the participant.

Free Reconstruction of Order (Free RoO)

Following IFR, participants were presented with printed images of all the landmarks from the route and were required to arrange them into the order in which they occurred along the route. Participants were able to place landmarks into their positions in any temporal order (i.e. output order was unconstrained) and were free to change their decisions before finalising the order. The sequence was recorded once participants indicated reconstruction was complete.

Procedure

Participants completed the Learning Phase and were not informed about the requirements of the forthcoming tasks to avoid participants intentionally adapting their learning strategy. Thus, participants did not know that the identity or sequence of landmarks would be tested. After the Learning Phase, participants completed the IFR task and then the Free RoO task. As previously mentioned, participants also completed two other tasks which are not discussed in this study but are summarised in the introduction section. The order of the tasks in the test phase was counterbalanced, with the proviso that the first test was always IFR, to prevent additional learning of landmark identities from the other test tasks.

RUNNING HEAD: Serial memory during navigation

Data analysis

We analysed the data using linear (LME) and generalised linear mixed effect models (GLME) in R (R Core Team, 2019) using the lme4 package (version 1.1-21; Bates et al., 2015). The lmerTest package (version 3.1-3; Kuznetsova et al., 2017) was used to estimate p-values for LME models using Satterthwaite's method. Due to the low number of observations per participant, we used intercept only random effects structures to preserve statistical power. For all models, we included participant and landmark identity as random factors. Due to issues with model convergence, data from flexible learning and the fixed learning groups were analysed separately. Models from the flexible learning condition additionally included the number of repetitions as a random effect to account for variations in route exposure in the learning phase.

Peer Review Version

RUNNING HEAD: Serial memory during navigation

Results

Immediate Free Recall Task

Serial position memory

Responses from the IFR task were scored as described in Ward et al. (2010), with items being assigned a 1 if they were recalled and a 0 if they were not recalled.

--- Insert Figure 2 about here ---

We ran a GLME model separately for the fixed learning and flexible learning conditions with the outcome variable as recall probability (0 or 1). Landmark position was included as an ordered factor with polynomial contrast coding to identify trends within the data, and age group was included as a fixed effect (younger or older). Estimates, standard errors, z-values, and p-values are reported in Table 2. There was no significant effect of age group on recall proportions in either condition.

For the fixed learning condition, recall of landmarks as a function of serial position was best described by a linear trend and this did not interact with age. There was an age group by cubic fit interaction which suggests that recall proportions of older adults could be described by a cubic fit better than that of the younger adults. However, this interaction with a cubic fit ($\beta = -0.74$) was weaker than the overall linear fit ($\beta = 2.35$). Overall, there was a linear effect of serial position on landmark recall probability for both older and younger age groups (see Figure 2), for which an accuracy benefit was observed for latter route landmarks. For the flexible learning condition, there was no significant fit of any trend to the recall proportions as a function of serial position and no interactions with age. This suggests that there was no effect of serial position on recall probability in the flexible learning condition (see Figure 2).

This analysis indicates that in the fixed learning condition there was a recency effect on recall such that landmarks at the end of the route were more likely to be recalled than items in earlier positions along the route. In contrast, no trend was observed on recall in the flexible learning condition which suggests that serial position of landmarks along the route did not affect likelihood of that landmark being recalled.

--- Insert Table 2 about here ---

Order of output

In order to examine potential primacy or recency effects in recall strategy, Figure 3 displays the probability of first recall (PFR) for each landmark position. PFR refers to probability that

RUNNING HEAD: Serial memory during navigation

1
2
3 the initial item recalled was located in each of the serial positions during learning. For the
4 fixed learning condition, younger adults showed a clear primacy effect which was not present
5 for the older adults. In contrast, the older participants showed evidence of a recency recall
6 strategy. There was some evidence of a recency effect in the younger participants in the fixed
7 learning condition also, with the final 2 items having higher PFR than items 2-10, however
8 this recency peak was not as large as that of the older participants. For the flexible learning
9 condition, the older participants showed a marked shift from recency towards primacy,
10 compared with the older participant sample in the fixed learning condition. This tendency
11 towards primacy in first recall was also present for the younger participants in the flexible
12 learning condition. In fact, the reduction in recency effect was sharp for both age groups, with
13 the final items in the flexible learning condition having equal PFR to all other items
14 excluding the first.
15
16
17
18
19
20
21

22 --- Insert Figure 3 about here ---
23
24
25

26 Lag conditionalised response probabilities

27
28 The scoring method for the serial position curves assesses absolute positional
29 knowledge but is insensitive to relative order. That is, a participant may place items in the
30 incorrect absolute position during reconstruction, but still place items in the correct order
31 relative to the last retrieved item. To analyse relative ordering of items, we computed
32 conditionalised response probabilities (CRPs) at different lags (e.g. Kahana et al., 2007; Ward
33 et al., 2010). Lag refers to the distance between each successive item in the given sequence in
34 terms of their serial position during learning (e.g., recalling items 3 and 7 next to each other
35 would produce a lag of 4). A lag may be negative if an item is recalled before an item with a
36 lower serial position (e.g. recalling item 7, then 3 would result in a lag of -4). The CRP refers
37 to the probability that each lag is made within a recalled list, after controlling for the number
38 of opportunities available for each lag distance (for example a lag of 11 can only occur once
39 in a list of 12 items, whereas there are 10 opportunities to make a lag transition of 2).
40
41
42
43
44
45
46
47
48
49

50 --- Insert Figure 4 about here ---
51
52
53
54
55
56
57
58
59
60

51 We ran LME models separately for the fixed learning and flexible learning conditions
52 with the outcome variable lag CRPs. Lag was included as a factor with polynomial contrast
53 coding to identify trends within the data, and age group (younger or older) was included as a
54 fixed effect using sum contrast coding. Estimates, standard errors, t-values, and p-values are
55 reported in Table 3. There was a significant fit of lag CRP to a cubic trend in fixed learning,
56 with no interactions between trend fits and age. Specifically, both age groups made more
57 positive lags, indicating forward recall of landmarks. In the flexible learning condition, there
58 was a significant fit of lag CRP to a quadratic trend, which interacted with age such that the
59
60

RUNNING HEAD: Serial memory during navigation

1
2
3 fit was stronger for the younger age group (see Figure 4). This inverted U shape for the
4 younger participants, peaking at lag +1, shows a bias towards lags of smaller values,
5 revealing relative chaining of landmarks based on their serial order in IFR for the younger
6 participants, but not older.
7
8
9

10
11 --- Insert Table 3 about here ---
12
13
14

15 Free Reconstruction of Order Task

16 Serial position memory

17 Responses from the Free RoO task were scored as described in Ward et al. (2010), with items
18 being assigned a 1 if they were placed in the correct position in the sequence and a 0 if they
19 were transpositions.
20
21
22
23
24
25

26 --- Insert Figure 5 about here ---
27
28
29

30 We ran a GLME model separately for the fixed learning and flexible learning
31 conditions with the outcome variable as performance (0 or 1). Landmark position was
32 included as an ordered factor with polynomial contrast coding to identify trends within the
33 data, and age group was included as a fixed effect (younger or older). Estimates, standard
34 errors, z-values, and p-values are reported in Table 4.
35
36

37 For both conditions, there was a significant effect of age such that younger
38 participants performed better than older participants. Both linear and quadratic trends
39 provided a significant fit to the data. The fit of a quadratic trend was stronger than a linear
40 trend in both fixed learning and flexible learning conditions. There were no interactions
41 between trend fits and age group. Overall, there was a quadratic effect of serial position on
42 probability of correct landmark placement (see Figure 5). This trend demonstrates primacy
43 and recency benefit in serial order memory for both age groups and across fixed and flexible
44 learning protocols.
45
46
47
48
49

50 --- Insert Table 4 about here ---
51
52
53

54 Lag conditionalised response probabilities

55
56
57
58 --- Insert Figure 6 about here ---
59
60

RUNNING HEAD: Serial memory during navigation

We ran LME models separately for the fixed learning and flexible learning conditions with the outcome variable lag CRPs. Lag was included as a factor with polynomial contrast coding to identify trends within the data. Age group (younger or older) was included as fixed effects using sum contrast coding. Estimates, standard errors, t-values, and p-values are reported in Table 5. There were significant fits of lag to linear, quadratic, and cubic trends, for which the fit of a quadratic trend was stronger than the fit of linear and cubic trends in both fixed learning and flexible learning conditions (see Figure 6). The fit of the quadratic trend interacted with age group such that the fit was slightly weaker for the older participants in the fixed learning condition, although this was still the best trend to describe their data overall. There was no interaction between age group and the quadratic fit in the flexible learning condition and no other significant interactions. This inverted U shaped trend demonstrates a bias towards lags of smaller values, which shows that participants had good knowledge of the relative ordering of landmark sequence.

--- Insert Table 5 about here ---

From examination of Figure 6, the fit of the quadratic trend matched the data closely on almost all lag positions. However, there was a large departure of the data from the fitted trend for lag +1 across both conditions and age groups. This is not particularly surprising since a lag of +1 is special in that it reflects the correct relative placement of items in the sequence, whilst all other positions are lags in which participants made an error in the relative ordering. In a follow up analysis, we analysed CRP to make +1 lags only. Cutting down the data to only examine CRP for +1 lag resulted in only one observation per participant, thus we used a linear model without a random effects structure. CRP for lag +1 was the outcome variable with fixed effects of age group (younger, older) and condition (fixed or flexible) both coded using sum contrasts. The model shows an effect of age group such that the probability of +1 lags was greater for younger participants than older participants ($\beta = 0.09$, $SE = 0.02$, $t = 5.17$, $p < .001$). There was no effect of condition ($\beta = -0.04$, $SE = 0.02$, $t = -1.93$, $p = .056$) and no significant interaction ($\beta < -0.01$, $SE = 0.02$, $t = -0.36$, $p = .718$). The model presented in Table 5 and Figure 6 shows that both age groups had a relative knowledge of the sequence above chance level, however the model on +1 lags only suggests that this relative knowledge was finer grained for the younger participants than the older participants.

Transposition errors

Transposition error refers to the distance between a placed item in the sequence and its absolute correct position (as opposed to the lag analysis which quantifies the relative distance between adjacently placed items regardless of their overall position in the given sequence).

--- Insert Figure 7 about here ---

RUNNING HEAD: Serial memory during navigation

We ran LME models separately for the fixed learning and flexible learning conditions with the outcome variable transposition error CRPs. Transposition error was included as a factor with polynomial contrast coding to identify trends within the data. Age group (younger or older) was included as fixed effects using sum contrast coding. Estimates, standard errors, t-values, and p-values are reported in Table 6. There were significant fits of lag to a quadratic trend in both fixed learning and flexible learning conditions that did not interact with age-group (see Figure 7). This inverted U shaped trend demonstrates a bias towards smaller transposition errors, which shows that even when errors were made, they were close to the correct position. A difference between age groups can be visually identified at transposition 0 for both conditions in Figure 7. This difference is analogous to the main effect of age we reported in the serial position analysis for Free RoO (Table 4), showing overall better placement of items in their correct positions for younger adults.

--- Insert Table 6 about here ---

Discussion

The present study provides a detailed examination of landmark sequence memory in a route learning task. Here we re-analyse data from Hilton et al. (2021) and demonstrate some of the classical sequence learning effects. We tested sequence learning via Immediate Free Recall (IFR) and Free Reconstruction of Order (Free RoO) for the 12 landmarks encountered at decision points along a route. Following both fixed and flexible learning, Free RoO produced the canonical bowed serial position effects found in conventional list learning tasks (e.g. Lewandowsky et al., 2008, 2009; Neath, 1997; Tan & Ward, 2008; Ward et al., 2010). Established patterns of sequence learning were seen also in the lag and transposition CRP functions which revealed an asymmetric lag recency. IFR of landmarks produced serial position functions that were, however, less consistent with earlier findings. For fixed learning there was evidence of a recall benefit for latter list items, whereas the flexible learning condition produced much flatter functions. These functions were at odds with the order of output for the free recall of landmarks, which revealed a bias towards outputting early list items first. Little evidence for contiguity in recall was found via lag CRP analysis, although some evidence for forward recall emerged for the younger adults following flexible, but not fixed learning. The only other main effect of age was found only with overall Free RoO scores, but did not affect the bowed serial position trend.

The serial position function exhibited in the Free RoO task demonstrates that participants did acquire knowledge for the order of landmarks in both the fixed and flexible learning conditions. The pattern of this serial position function is consistent with studies that have explored Free RoO for short-term memory of verbal sequences (e.g. Lewandowsky et al., 2008, 2009; Neath, 1997; Tan & Ward, 2008; Ward et al., 2010). Specifically, a memory advantage was observed for boundary items at both ends of the sequence, revealing both primacy and recency effects. This finding supports the notion that serial position effects for

RUNNING HEAD: Serial memory during navigation

1
2
3 sequences extend beyond the standard list learning tasks and generalises to a navigation
4 context. Such a finding is consistent with primacy and recency effects found in respect to
5 both the increased memory vividness for landmarks positioned at the start and end of a
6 frequently travelled route (Hesltrup & Magnussen, 2001) and memory for thoughts
7 encountered along a route (Stawarczyk & D'Argembeau, 2019).
8
9

10
11 Bowed serial position curves in Free RoO were observed for both older and younger
12 age groups, despite an overall impairment for older adults. The presence of both primacy and
13 recency was consistent with the serial position functions shown in previous studies with both
14 younger and older samples (Elliott et al., 2011; Maylor et al., 1999; Surprenant, 2007).
15 Specifically, the serial position function appears to differ quantitatively but not qualitatively
16 for older adults (e.g. Kahana et al., 2002; Korsnes and Magnussen, 1996; Ward & Maylor,
17 2005). Moreover, an age-related impairment in contextual information (i.e., impaired recall of
18 temporal location) is consistent with age-related memory deficits disproportionately affecting
19 context (e.g. Kessels et al., 2007). This is known as the 'associative deficit hypothesis' (e.g.
20 Chalfonte & Johnson, 1996; Naveh-Benjamin, 2000) which posits that older adults are
21 markedly impaired for bound/associative information. In the present study we employed a
22 surprise test of context (i.e., item-position association) and found an age-related deficit,
23 consistent with the age-related deficit shown for a surprise test of spatial context (Lugtmeijer,
24 de Haan, & Kessels, 2019).
25
26
27
28
29

30
31 In contrast with the age-related deficits we report in Free RoO, we found no
32 significant effect of age for IFR. This is consistent with the proposition that contextual
33 memory information is disproportionately affected by ageing (e.g., Kessels et al., 2007;
34 although item-based deficits have been reported in older adults, e.g. Kahana et al., 2002;
35 Ward & Maylor, 2005). Our present reanalysis contributes to that reported in Hilton et al.
36 (2021) that the age-related route learning differences observed can be explained by specific
37 impairments in sequence order memory. Hilton et al. (2021) showed that once rate of route
38 learning was controlled (via flexible learning to criterion), older and younger adults differed
39 only in reconstruction of landmark order (free RoO). The present re-analysis highlights that
40 these differences are quantitative (rather than qualitative), with serial position and lag CRP
41 functions qualitatively equivalent in Free RoO.
42
43
44

45
46 Lag functions for IFR showed no evidence of contiguity in the fixed learning
47 condition, but evidence of forward contiguity for the younger adults emerged in the flexible
48 learning condition more consistent with conventional lag effects in IFR (e.g. Ward et al.,
49 2010). No such contiguity effects were observed for the older adults, consistent with previous
50 research showing diminished free recall contiguity in ageing (Kahana et al., 2002). It is
51 possible that greater exposure and learning of the route in the flexible learning condition led
52 to forward recall strategies for the younger adults. However, this explanation is not supported
53 by findings of strong lag functions in IFR for words presented over very short time scales
54 (Ward et al., 2010).
55
56

57
58 As noted above, the IFR data was less consistent with established serial position
59 effects than the Free RoO data, notably lacking the bowed serial position effects in recall of
60 landmarks. For the fixed learning condition there was evidence of recency (but not of

RUNNING HEAD: Serial memory during navigation

1
2
3 primacy), whereas the flexible learning condition produced a relatively flat function. Whilst
4 stronger recency (compared to primacy) is consistent with free recall of longer lists (Grenfell-
5 Essam & Ward, 2012; Grenfell-Essam, Ward & Tan, 2013; Spurgeon et al., 2014; Ward et
6 al., 2010), this enhanced recency was accompanied by a tendency to initiate recall with latter
7 list items. Analysis of output order in the present study revealed a bias towards outputting
8 early list items first. Such a finding is inconsistent with the explanation that initiating recall
9 with an item improves recall accuracy due to an absence of output interference (e.g. see Tan
10 & Ward, 2008). That is, recall for the latter list items was superior despite recall being
11 initiated with early list items. Such a trend contradicts a benchmark finding of short-term
12 memory (Oberauer et al., 2018).
13
14
15
16

17 The lack of typical serial position effects in the IFR task cannot be attributed to the
18 lack of serial memory in our participants, since those canonical curves are clearly present in
19 the Free RoO task. Yet despite participants acquiring such sequence memory, it was not
20 evident in free recall of items in the same way as in other sequence learning paradigms (e.g.
21 Ward et al., 2010). One might argue it is unsurprising that some differences exist in our study
22 given the vastly different task characteristics in the present study compared to typical
23 sequence learning tasks. Indeed, Cortis Mack et al. (2017) did report weak serial position
24 effects following free recall of a list presented over a prolonged (8-hour) duration despite
25 reporting benchmark lag CRP functions. This finding suggests that free recall serial position
26 functions may not be time invariant. Nevertheless, despite those task differences, the serial
27 position functions are stark in the Free RoO task. It appears that the task differences did not
28 affect the acquisition of serial order knowledge but did differentially affect how serial order
29 memory was manifested in the IFR and Free RoO tasks. It is beyond the scope of the current
30 study to provide a full framework for this phenomenon, but we discuss the possibilities here
31 as avenues for future research.
32
33
34
35
36

37 One difference in our task compared to standard paradigms is the number of
38 exposures to the sequence. In the present protocol, participants are presented with a single
39 sequence to which they are exposed multiple times. This contrasts with the conventional
40 protocols where participants respond following a single exposure to the sequence. Moreover,
41 in the route learning task both presentation of the sequence and the retention interval is
42 considerably longer in duration than the conventional paradigms. Our study demonstrates that
43 the bowed Free RoO function is resistant to longer intervals and multiple exposures to the
44 list. Whereas the sensitivity of IFR to changes in list exposure is evident in the differences
45 between the fixed and flexible learning conditions on both recall position and output order
46 measures. The recency component is reduced for flexible learning relative to fixed learning
47 (see Figure 2). Similarly, the extent to which participants initiate recall with the last item is
48 reduced for flexible learning. It is not clear why flexible learning should result in a shift in
49 recall strategy but the only difference between conditions is the number of exposures to the
50 sequence (3 for fixed learning compared to a grand mean of 4.42 for flexible learning).
51
52
53
54
55
56

57 Given this shift towards a primacy-based output order, it is surprising that primacy is
58 absent in the present free recall functions. Tan and Ward (2000) suggested that rehearsal of
59 early list items, specifically the recency of that rehearsal, contributed to primacy. It is
60

RUNNING HEAD: Serial memory during navigation

possible therefore that participants stopped rehearsing early list items in our study due to the lengthy presentation procedure (or did not engage in rehearsal at all). Indeed, interrupting rehearsal during list learning has been shown to eliminate primacy, but not recency serial position effects in recall (Marshall & Werder, 1972; see also Tan & Ward, 2000), which would explain the lack of primacy in both learning conditions. It is worth re-emphasising, however, that Cortis Mack et al. (2017) reported weak free recall serial position functions following prolonged sequence presentation despite some pronounced output order functions. The existence of recency in the fixed learning condition can be explained by the benefit of recency in output order which is not affected by the lack of rehearsal (Marshall & Verder 1972; Tan & Ward, 2008).

Another methodological difference in our task is that participants were not explicitly instructed to learn the landmarks or their order in the route learning task. Notwithstanding this lack of instruction, we observed the serial position effect in Free RoO (consistent with the serial position functions for recall of thoughts experienced along a route, Stawarczyk and D'Argembeau, 2019). Indeed, the same landmarks are not repeated within a sequence, therefore, in order to learn the route participants could 'simply' associate each landmark with a directional response (Waller & Lippa, 2007). Despite the non-essential nature of sequence information for the specific route learning task, participants acquired order memory as shown by both absolute (the Free RoO function) and relative (CRP-lag functions) measures of serial memory. The acquisition of sequence knowledge despite not knowing the forthcoming test is consistent with Tan and Ward (2007) who showed that pre-cueing the forthcoming reconstruction procedure (compared to post-cueing after the sequence has been presented) does not qualitatively affect the Free RoO serial position function. It is also unlikely that naivety of the upcoming tasks was responsible for the inconsistent IFR results, since null effects of task expectancy has previously been reported with IFR tasks (Bhatarah, Ward, & Tan, 2008; Grenfell-Essam & Ward, 2012).

Given that the list was lengthy (12 landmarks) and presented over a prolonged period, it is conceivable that participants have segmented the list into smaller sub-lists. Horner et al. (2016) have shown that in navigating different virtual rooms, the spatial boundary (e.g., the doorway) functions to segment the sequence, with adjacent objects remembered better when within the same room rather than when positioned across adjoining rooms. It is possible that directional change during the route (i.e., turning left or right rather than continuing straight) could operate to segment the list. We were not able to leverage the present dataset to investigate this further as the sequence of turning directions along the route was randomised for each participant. It is therefore a question for future studies to examine whether turning directions can induce route segmentation. One might predict that segmentation would produce mini-serial position curves for each sub-list (where superior memory for the boundary items results from greater attentional focus, e.g., Faber et al., 2018) and reduced temporal contiguity across boundaries.

In summary, this study provides evidence of typical serial position memory effects for landmarks encountered during route navigation. The Free RoO task produced strong primacy and recency benefits for landmarks found at the beginning at the end of the route. This

RUNNING HEAD: Serial memory during navigation

function existed for both age groups, despite an overall reduction in sequence knowledge for older adults. Interestingly the serial position effects were not observed in IFR of landmarks which could be due to the several differences between our task and standard sequence learning tasks, although this avenue requires further empirical research. Despite these task differences, the serial position curves in the Free RoO task supports the ubiquity of this function and the notion that primacy and recency are general properties of memory which extend to a navigation context.

Peer Review Version

RUNNING HEAD: Serial memory during navigation

Declarations

Conflict of interest

The authors declare no conflicts of interest.

Data Availability

The datasets analysed in this study are available online at: <https://osf.io/cdp2r/>.

Peer Review Version

RUNNING HEAD: Serial memory during navigation

References

- Allison, S., & Head, D. (2017). Route repetition and route reversal: Effects of age and encoding method. *Psychology and Aging, 32*(3), 220–231. <https://doi.org/10.1037/pag0000170>
- Atkinson, R. C., & Shiffrin, R. M. (1971). The control of short-term memory. *Scientific American, 225*, 82–90.
- Avons, S. E. (1998). Serial report and item recognition of novel visual patterns. *British Journal of Psychology, 89*(2), 285–308. <https://doi.org/10.1111/j.2044-8295.1998.tb02685.x>
- Baddeley, A. D., & Hitch, G. J. (1977). Recency re-examined. In S. Dornic (Ed.), *Attention and Performance* (Vol. VI, pp. 647–667). Erlbaum.
- Bates, D., Mächler, M., Bolker, B. M., & Walker, S. C. (2015). Fitting linear mixed-effects models using lme4. *Journal of Statistical Software, 67*(1), 1–48. <https://doi.org/doi:10.18637/jss.v067.i01>
- Bhatarah, P., Ward, G., & Tan, L. (2008). Examining the relationship between free recall and immediate serial recall: The serial nature of recall and the effect of test expectancy. *Memory and Cognition, 36*(1), 20–34. <https://doi.org/10.3758/MC.36.1.20>
- Brown, G. D. A., Neath, I., & Chater, N. (2007). A temporal ratio model of memory. *Psychological Review, 114*, 539–576. <https://doi.org/10.1037/0033-295X.114.3.539>
- Caplan, J. B., Madsen, J. R., Raghavachari, S., & Kahana, M. J. (2001). Distinct patterns of brain oscillations underlie two basic parameters of human maze learning. *Journal of Neurophysiology, 86*(1), 368–380. <https://doi.org/10.1152/jn.2001.86.1.368>
- Chalfonte, B. L., & Johnson, M. K. (1996). Feature memory and binding in young and older adults. *Memory and Cognition, 24*(4), 403–416. <https://doi.org/10.3758/BF03200930>
- Chrastil, E. R. (2013). Neural evidence supports a novel framework for spatial navigation. *Psychonomic Bulletin and Review, 20*(2), 208–227. <https://doi.org/10.3758/s13423-012-0351-6>
- Cornell, E. H., Heth, C. D., Kneubuhler, Y., & Sehgal, S. (1996) Serial Position Effects in Children's Route Reversal Errors: Implications for Police Search Operations. *Applied Cognitive Psychology, 10*, 301–326. <https://doi.org/10.1002>
- Cortis, C., Dent, K., Kennett, S., & Ward, G. (2015). First things first: Similar list length and output order effects for verbal and nonverbal stimuli. *Journal of Experimental Psychology: Learning Memory and Cognition, 41*(4), 1179–1214. <https://doi.org/10.1037/xlm0000086>
- Cortis Mack, C., Cinel, C., Davies, N., Harding, M., & Ward, G. (2017). Serial position, output order, and list length effects for words presented on smartphones over very long intervals. *Journal of Memory & Language, 97*, 61–80. <https://doi.org/10.1016/j.jml.2017.07.009>
- Elliott, E. M., Cherry, K. E., Brown, J. S., Smitherman, E. A., Jazwinski, S. M., Yu, Q., & Volaufova, J. (2011). Working memory in the oldest-old: Evidence from output serial position curves. *Memory and Cognition, 39*(8), 1423–1434. <https://doi.org/10.3758/s13421-011-0119-7>

RUNNING HEAD: Serial memory during navigation

- 1
2
3 Faber, M., Radvansky, G. A., & D'Mello, S. K. (2018). Driven to distraction: A lack of
4 change gives rise to mind wandering. *Cognition*, *173*, 133–137.
5 <https://doi.org/10.1016/j.cognition.2018.01.007>
6
- 7 Foo, P., Warren, W. H., Duchon, A., & Tarr, M. J. (2005). Do humans integrate routes into a
8 cognitive map? Map- Versus landmark-based navigation of novel shortcuts. *Journal*
9 *of Experimental Psychology: Learning Memory and Cognition*.
10 <https://doi.org/10.1037/0278-7393.31.2.195>
11
- 12 Golomb, J. D., Peelle, J. E., Addis, K. M., Kahana, M. J., & Wingfield, A. (2008). Effects of
13 adult aging on utilization of temporal and semantic associations during free and serial
14 recall. *Memory and Cognition*, *36*(5), 947–956. <https://doi.org/10.3758/MC.36.5.947>
15
- 16 Grenfell-Essam, R., & Ward, G. (2012). Examining the relationship between free recall and
17 immediate serial recall: The role of list length, strategy use, and test expectancy.
18 *Journal of Memory and Language*, *67*(1), 106–148.
19 <https://doi.org/10.1016/j.jml.2012.04.004>
20
- 21 Grenfell-Essam, R., Ward, G., & Tan, L. (2013). The role of rehearsal on the output order of
22 immediate free recall of short and long lists. *Journal of Experimental Psychology:*
23 *Learning Memory and Cognition*, *39*(2), 317–347. <https://doi.org/10.1037/a0028974>
24
- 25 Griffin, J. W., John, S. E., Adams, J. W., Bussell, C. A., Saurman, J. L., & Gavett, B. E.
26 (2017). The effects of age on the learning and forgetting of primacy, middle, and
27 recency components of a multi-trial word list. *Journal of Clinical and Experimental*
28 *Neuropsychology*, *39*(9), 900–912. <https://doi.org/10.1080/13803395.2017.1278746>
29
- 30 Guérard, K., & Tremblay, S. (2008). Revisiting Evidence for Modularity and Functional
31 Equivalence Across Verbal and Spatial Domains in Memory. *Journal of Experimental*
32 *Psychology: Learning Memory and Cognition*, *34*(3), 556–569.
33 <https://doi.org/10.1037/0278-7393.34.3.556>
34
- 35 Head, D., & Isom, M. (2010). Age effects on wayfinding and route learning skills.
36 *Behavioural Brain Research*, *209*(1), 49–58.
37 <https://doi.org/10.1016/j.bbr.2010.01.012>
38
- 39 Healey, M. K., Long, N. M., & Kahana, M. J. (2019). Contiguity in episodic memory Basic
40 properties of the contiguity effect Finding 1 : Temporal contiguity in free recall.
41 *Psychonomic Bulletin and Review*, 699–720.
42
- 43 Hebb, D. O. (1961). Distinctive features of learning in the higher animal. *Brain Mechanisms*
44 *and Learning: A Symposium*.
45
- 46 Helstrup, T., & Magnussen, S. (2001). The mental representation of familiar, long-distance
47 journeys. *Journal of Environmental Psychology*, *21*(4), 411–421.
48 <https://doi.org/10.1006/jevp.2001.0230>
49
- 50 Hilton, C., Johnson, A. J., Slattery, T. S., Miellet, S., & Wiener, J. M. (2021). The impact of
51 learning rate on age-related differences in the acquisition of landmark knowledge
52 during route navigation. *Cognition*. <https://doi.org/10.1016/j.cognition.2020.104524>
53
- 54 Horner, A. J., Bisby, J. A., Wang, A., Bogus, K., & Burgess, N. (2016). The role of spatial
55 boundaries in shaping long-term event representations, *Cognition*, *154*, 151–164.
56 <https://doi.org/10.1016/j.cognition.2016.05.013>
57
- 58 Horton, N., Hay, D. C., & Smyth, M. M. (2008). Hebb repetition effects in visual memory:
59
60

RUNNING HEAD: Serial memory during navigation

- 1
2
3 the roles of verbal rehearsal and distinctiveness. *Quarterly Journal of Experimental*
4 *Psychology*, 61(12), 1769–1777. <https://doi.org/10.1080/17470210802168674>
5
6 Howard, M. W., Youker, T. E., & Venkatadass, V. S. (2008). The persistence of memory:
7 Contiguity effects across hundreds of seconds. *Psychonomic Bulletin & Review*, 15,
8 58–63. <https://doi.org/10.3758/pbr.15.1.58>
9
10 Janzen, G. (2006). Memory for object location and route direction in virtual large-scale
11 space. *Quarterly Journal of Experimental Psychology*, 59(3), 493–508.
12 <https://doi.org/10.1080/02724980443000746>
13
14 Janzen, G., & Weststeijn, C. G. (2007). Neural representation of object location and route
15 direction: An event-related fMRI study. *Brain Research*, 1165(1), 116–125.
16 <https://doi.org/10.1016/j.brainres.2007.05.074>
17
18 Johnson, A. J., Shaw, J., & Miles, C. (2016). Tactile order memory: evidence for sequence
19 learning phenomena found with other stimulus types. *Journal of Cognitive*
20 *Psychology*, 28(6), 718–725. <https://doi.org/10.1080/20445911.2016.1186676>
21
22 Kahana, M. J. (1996). Associative retrieval processes in free recall. *Memory and Cognition*,
23 24(1), 103–109. <https://doi.org/10.3758/bf03197276>
24
25 Kahana, M. J., & Howard, M. W. (2005). Spacing and lag effects in free recall of pure lists.
26 *Psychonomic Bulletin & Review*, 12(1), 159–164.
27 <https://doi.org/10.3758/BF03196362>
28
29 Kahana, M. J., Howard, M. W., & Polyn, S. M. (2007). Associative retrieval processes in
30 episodic memory. *Learning and Memory: A Comprehensive Reference*, (January), 1–
31 24. <https://doi.org/10.1016/B978-012370509-9.00185-6>
32
33 Kahana, M. J., Howard, M. W., Zaromb, F., & Wingfield, A. (2002). Age Dissociates
34 Recency and Lag Recency Effects in Free Recall. *Journal of Experimental*
35 *Psychology: Learning Memory and Cognition*, 28(3), 530–540.
36 <https://doi.org/10.1037/0278-7393.28.3.530>
37
38 Kelley, M. R., Neath, I., & Surprenant, A. M. (2013). Three more semantic serial position
39 functions and a SIMPLE explanation. *Memory and Cognition*, 41(4), 600–610.
40 <https://doi.org/10.3758/s13421-012-0286-1>
41
42 Kelley, M. R., Neath, I., & Surprenant, A. M. (2015). Serial position functions in general
43 knowledge. *Journal of Experimental Psychology: Learning Memory and Cognition*,
44 41(6), 1715–1726. <https://doi.org/10.1037/xlm0000141>
45
46 Kessels, R. P. C., Hobbel, D., & Postma, A. (2007). Aging, context memory and binding: A
47 comparison of “what, where and when” in young and older adults. *International*
48 *Journal of Neuroscience*, 117(6), 795–810.
49 <https://doi.org/10.1080/00207450600910218>
50
51 Koppenol-Gonzalez, G. V., Bouwmeester, S., & Vermunt, J. K. (2014). Short-term memory
52 development: Differences in serial position curves between age groups and latent
53 classes. *Journal of Experimental Child Psychology*, 126, 138–151.
54 <https://doi.org/10.1016/j.jecp.2014.04.002>
55
56 Korsnes, M. S., & Magnussen, S. (1996). Age comparisons of serial position effects in short-
57 term memory. *Acta psychologica*, 94(2), 133–143. [https://doi.org/10.1016/0001-6918\(95\)00056-9](https://doi.org/10.1016/0001-6918(95)00056-9)
58
59
60

RUNNING HEAD: Serial memory during navigation

- 1
2
3 Kuznetsova, A., Brockhoff, P. B., & Christensen, R. H. B. (2017). ImerTest Package: Tests in
4 Linear Mixed Effects Models . *Journal of Statistical Software*.
5 <https://doi.org/10.18637/jss.v082.i13>
6
7 Lewandowsky, S., Brown, G. D. A., & Thomas, J. L. (2009). Traveling economically through
8 memory space: Characterizing output order in memory for serial order. *Memory and*
9 *Cognition*, 37(2), 181–193. <https://doi.org/10.3758/MC.37.2.181>
10
11 Lewandowsky, S., Nimmo, L. M., & Brown, G. D. A. (2008). When temporal isolation
12 benefits memory for serial order. *Journal of Memory and Language*, 58(2), 415–428.
13 <https://doi.org/10.1016/j.jml.2006.11.003>
14
15 Lugtmeijer, S., de Haan, E. H. F., & Kessels, R. P. C. (2019). A comparison of visual
16 working memory and episodic memory performance in younger and older adults.
17 *Aging, Neuropsychology, and Cognition*, 26(3), 387–406.
18 <https://doi.org/10.1080/13825585.2018.1451480>
19
20 Luis, C., Keegan, A., & Mullan, M. (2009). Cross validation of the Montreal Cognitive
21 Assessment in community dwelling older adults residing in the Southeastern US.
22 *International Journal of Geriatric Psychiatry*, 24(2), 197–201.
23
24 Marshall, P. H., & Werder, P. R. (1972). The effects of the elimination of rehearsal on
25 primacy and recency. *Journal of Verbal Learning and Verbal Behavior*, 11(5), 649–
26 653. [https://doi.org/10.1016/S0022-5371\(72\)80049-5](https://doi.org/10.1016/S0022-5371(72)80049-5)
27
28 Maylor, E. A. (2002). Serial position effects in semantic memory: Reconstructing the order of
29 verses of hymns. *Psychonomic Bulletin and Review*, 9(4), 816–820.
30 <https://doi.org/10.3758/BF03196340>
31
32 Maylor, E. A., Vousden, J. I., & Brown, G. D. A. (1999). Adult age differences in short-term
33 memory for serial order: Data and a model. *Psychology and Aging*, 14(4), 572–594.
34 <https://doi.org/10.1037/0882-7974.14.4.572>
35
36 Meilinger, T., Schulte-Pelkum, J., Frankenstein, J., Hardiess, G., Laharnar, N., Mallot, H. A.,
37 & Bühlhoff, H. H. (2016). How to Best Name a Place? Facilitation and Inhibition of
38 Route Learning Due to Descriptive and Arbitrary Location Labels. *Frontiers in*
39 *psychology*, 7, 76. <https://doi.org/10.3389/fpsyg.2016.00076>
40
41 Moreton, B. J., & Ward, G. (2010). Time scale similarity and long-term memory for
42 autobiographical events. *Psychonomic Bulletin & Review* 17, 510–515.
43 <https://doi.org/10.3758/PBR.17.4.510>
44
45 Murdock, B. B. (1962). The serial position effect of free recall. *Journal of Experimental*
46 *Psychology*, 64(5), 482–488. <https://doi.org/10.1037/h0045106>
47
48 Murdock, B. B. (1967). Recent developments in short-term memory. *British Journal of*
49 *Psychology*, 58, 421–433. <https://doi.org/10.1111/j.2044-8295.1967.tb01099.x>
50
51 Nasreddine, Z. S., Phillips, N. A., Bedirian, V., Charbonneau, S., Whitehead, V., Collin, I.,
52 ... Chertkow, H. (2005). The Montreal cognitive assessment, MoCA: a brief
53 screening tool for mild cognitive impairment. *Journal of the American Geriatrics*
54 *Society*, 53(4), 695–699.
55
56 Naveh-Benjamin, M. (2000). Adult Age Differences in Memory Performance: Tests of an
57 Associative Deficit Hypothesis. *Journal of Experimental Psychology: Learning*
58 *Memory and Cognition*, 26(5), 1170–1187. <https://doi.org/10.1037/0278->
59
60

RUNNING HEAD: Serial memory during navigation

7393.26.5.1170

- Neath, I. (1997). Modality, concreteness, and set-size effects in a free reconstruction of order task. *Memory and Cognition*, 25(2), 256–263. <https://doi.org/10.3758/BF03201116>
- Neath, I. (2010). Evidence for similar principles in episodic and semantic memory: The presidential serial position function. *Memory and Cognition*, 38(5), 659–666. <https://doi.org/10.3758/MC.38.5.659>
- Neath, I., Kelley, M. R., & Surprenant, A. M. (2016). Three Semantic Serial Position Functions at the Same Time. *Experimental Psychology*, 63(6), 351–360. <https://doi.org/10.1027/1618-3169/a000344>
- Oberauer, K., Lewandowsky, S., Awh, E., Brown, G., Conway, A., Cowan, N., Donkin, C., Farrell, S., Hitch, G. J., Hurlstone, M. J., Ma, W. J., Morey, C. C., Nee, D. E., Schweppe, J., Vergauwe, E., & Ward, G. (2018). Benchmarks for models of short-term and working memory. *Psychological bulletin*, 144(9), 885–958. <https://doi.org/10.1037/bul0000153>
- Parmentier, F. B. R., & Jones, D. M. (2000). Functional Characteristics of Auditory Temporal-Spatial Short-Term Memory: Evidence from Serial Order Errors. *Journal of Experimental Psychology: Learning Memory and Cognition*, 26(1), 222–238. <https://doi.org/10.1037/0278-7393.26.1.222>
- Phillips, W. A., & Christie, D. F. M. (1977). Components of visual memory. *Quarterly Journal of Experimental Psychology*, 29(29), 117–133. <https://doi.org/10.1080/00335557743000080>
- Pinto, A. C., & Baddeley, A. D. (1991). Where did you park your car? Analysis of anaturalistic long-term recency effect. *European Journal of Cognitive Psychology*, 3,297–313.
- R Core Team. (2019). R: A language and environment for statistical computing. *R Foundation for Statistical Computing, Vienna, Austria*. URL <Http://Www.R-Project.Org/>.
- Raanaas, R. K., & Magnussen, S. (2006). Serial position effects in implicit memory, *European Journal of Cognitive Psychology*, 18,3, 398-414, [https://doi:10.1080/09541440500162065](https://doi.org/10.1080/09541440500162065)
- Roediger, H. L., & DeSoto, K. A. (2014). Forgetting the presidents. *Science*, 346(6213), 1106–1109. <https://doi.org/10.1126/science.1259627>
- Schinazi, V. R., & Epstein, R. A. (2010). Neural correlates of real-world route learning. *NeuroImage*, 53(2), 725–735. <https://doi.org/10.1016/j.neuroimage.2010.06.065>
- Schoo, L. A., Van Zandvoort, M. J. E., Reijmer, Y. D., Biessels, G. J., Kappelle, L. J., & Postma, A. (2014). Absolute and relative temporal order memory for performed activities following stroke. *Journal of Clinical and Experimental Neuropsychology*, 36(6), 648–658. <https://doi.org/10.1080/13803395.2014.925093>
- Siegel, A. W., & White, S. H. (1975). The development of spatial representations of large-scale environments. *Advances in Child Development and Behavior*. [https://doi.org/10.1016/S0065-2407\(08\)60007-5](https://doi.org/10.1016/S0065-2407(08)60007-5)
- Spurgeon, J., Ward, G., & Matthews, W. J. (2014). Why do participants initiate free recall of

RUNNING HEAD: Serial memory during navigation

- 1
2
3 short lists of words with the first list item?: Toward a general episodic memory
4 explanation. *Journal of Experimental Psychology: Learning Memory and Cognition*,
5 40(6), 1551–1567. <https://doi.org/10.1037/xlm0000028>
6
- 7 Stawarczyk, D. & D'Argembeau, A. (2019). The dynamics of memory retrieval for internal
8 mentation. *Scientific Reports*, 9, 13927. <https://doi.org/10.1038/s41598-019-50439-y>
9
- 10 Strickrodt, M., O'Malley, M., & Wiener, J. M. (2015). This place looks familiar-how
11 navigators distinguish places with ambiguous landmark objects when learning novel
12 routes. *Frontiers in Psychology*, 6(DEC), 1–12.
13 <https://doi.org/10.3389/fpsyg.2015.01936>
14
- 15 Surprenant, Aimee M. (2007). Effects of noise on identification and serial recall of nonsense
16 syllables in older and younger adults. *Aging, Neuropsychology, and Cognition*, 14(2),
17 126–143. <https://doi.org/10.1080/13825580701217710>
18
- 19 Surprenant, Aimée M, & Neath, I. A. N. (2006). The 9 Lives of Short-Term Memory.
20 *Interactions between Short-Term and Long-Term Memory in the Verbal Domain*, 1–
21 21. Retrieved from [https://memory.psych.mun.ca/pubs/chapters/reprints/Surprenant &
22 Neath \(2009\).pdf](https://memory.psych.mun.ca/pubs/chapters/reprints/Surprenant%20&%20Neath%20(2009).pdf)
23
- 24 Tan, L., & Ward, G. (2000). A recency-based account of the primacy effect in free recall.
25 *Journal of Experimental Psychology: Learning, Memory, and Cognition*, 26(6),
26 1589–1625. <https://doi.org/10.1037/0278-7393.26.6.1589>
27
- 28 Tan, L., & Ward, G. (2008). Rehearsal in immediate serial recall. *Psychonomic Bulletin and*
29 *Review*, 15(3), 535–542. <https://doi.org/10.3758/PBR.15.3.535>
30
- 31 Trullier, O., Wiener, S. I., Berthoz, A., & Meyer, J. A. (1997). Biologically based artificial
32 navigation systems: Review and prospects. *Progress in Neurobiology*.
33 [https://doi.org/10.1016/S0301-0082\(96\)00060-3](https://doi.org/10.1016/S0301-0082(96)00060-3)
34
- 35 Turcotte, J., Gagnon, S., & Poirier, M. (2005). The effect of old age on the learning of
36 supraspan sequences. *Psychology & Aging*, 20(2), 251–260.
37 <https://doi.org/10.1037/0882-7974.20.2.251>
38
- 39 Waldron-Perrine, B., & Axelrod, B. N. (2012). Determining an appropriate cutting score for
40 indication of impairment on the Montreal Cognitive Assessment. *International*
41 *Journal of Geriatric Psychiatry*, 27(11), 1189–1194. <https://doi.org/10.1002/gps.3768>
42
- 43 Waller, D., & Lippa, Y. (2007). Landmarks as beacons and associative cues. *Memory &*
44 *Cognition*, 35(5), 910–924. <https://doi.org/10.3758/BF03193465>
45
- 46 Ward, G., Avons, S. E., & Melling, L. (2005). Serial position curves in short-term memory:
47 Functional equivalence across modalities. *Memory*, 13(3–4), 308–317.
48 <https://doi.org/10.1080/09658210344000279>
49
- 50 Ward, G., & Maylor, E. A. (2005). Age-related deficits in free recall: the role of rehearsal.
51 *The Quarterly Journal of Experimental Psychology. A, Human Experimental*
52 *Psychology*, 58(1), 98–119. <https://doi.org/10.1080/02724980443000223>
53
- 54 Ward, G., Tan, L., & Grenfell-Essam, R. (2010). Examining the relationship between free
55 recall and immediate serial recall: The effects of list length and output order. *Journal*
56 *of Experimental Psychology: Learning Memory and Cognition*, 36(5), 1207–1241.
57 <https://doi.org/10.1037/a0020122>
58
59

RUNNING HEAD: Serial memory during navigation

Figure Captions

Figure 1 - A screenshot of an intersection in the environment.

Figure 2 - Mean proportion of words recalled in the IFR task as a function of serial position and trend effects from GLME models.

Figure 3 - Probability of first recall for landmarks in each serial position.

Figure 4 - Lag-CRP curves and trend effects for each condition for the IFR task.

Figure 5 - Mean proportion of landmarks placed correctly in the Free RoO task as a function of serial position and trend effects from GLME models.

Figure 6 - Lag-CRP curves and trend effects for each condition for the Free RoO task.

Figure 7 - Transposition error curves and trend effects for each condition for the Free RoO task.

1
2
3
4
5
6
7
8
9
10
11
12
13
14
15
16
17
18
19
20
21
22
23
24
25
26
27
28
29
30
31
32
33
34
35
36
37
38
39
40
41
42
43
44
45
46
47
48
49
50
51
52
53
54
55
56
57
58
59
60



Figure 1 - A screenshot of an intersection in the environment.

102x57mm (96 x 96 DPI)

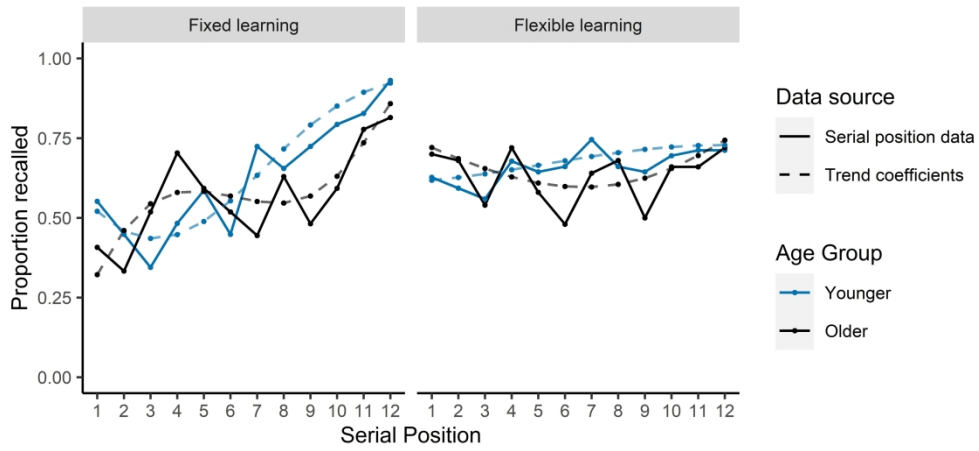


Figure 2 - Mean proportion of words recalled in the IFR task as a function of serial position and trend effects from GLME models.

159x79mm (600 x 600 DPI)

1
2
3
4
5
6
7
8
9
10
11
12
13
14
15
16
17
18
19
20
21
22
23
24
25
26
27
28
29
30
31
32
33
34
35
36
37
38
39
40
41
42
43
44
45
46
47
48
49
50
51
52
53
54
55
56
57
58
59
60

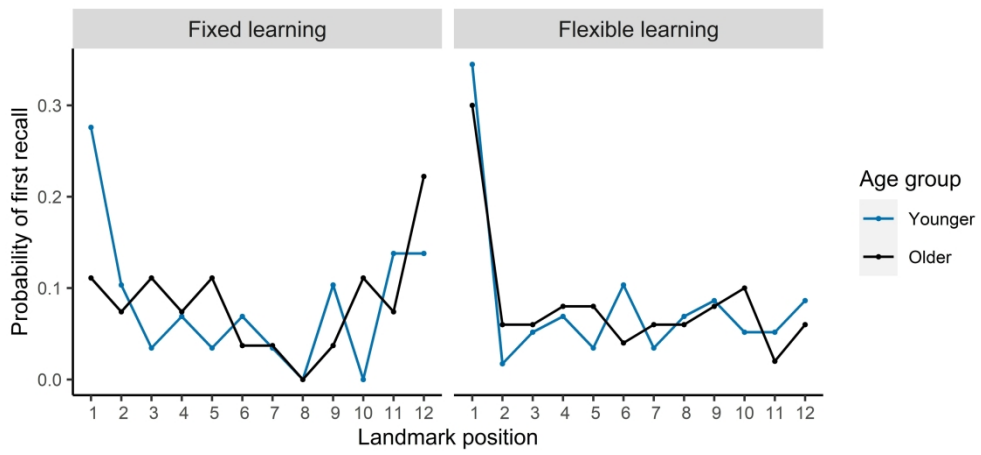


Figure 3 - Probability of first recall for landmarks in each serial position.

159x79mm (600 x 600 DPI)

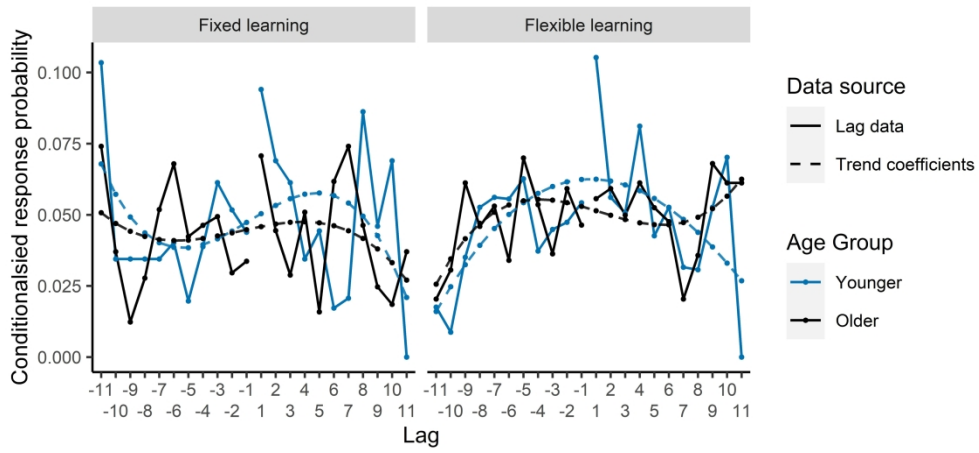


Figure 4 - Lag-CRP curves and trend effects for each condition for the IFR task.

159x79mm (600 x 600 DPI)

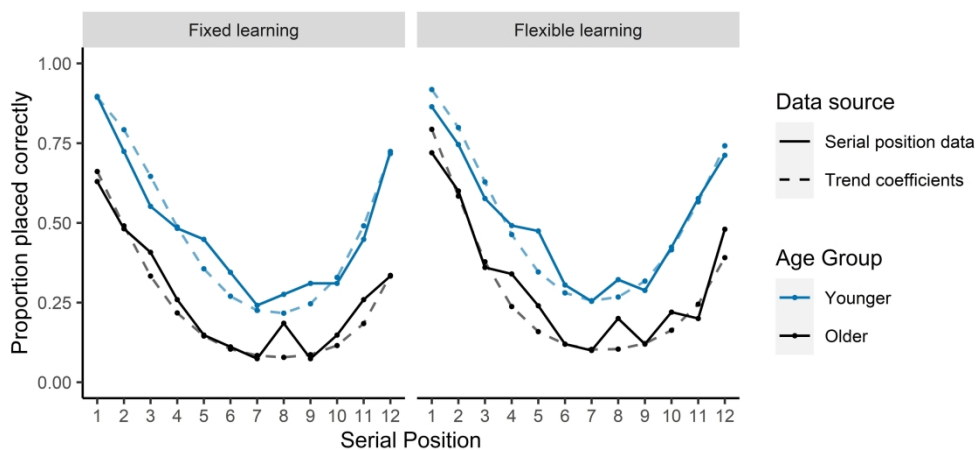


Figure 5 - Mean proportion of landmarks placed correctly in the Free RoO task as a function of serial position and trend effects from GLME models.

159x79mm (600 x 600 DPI)

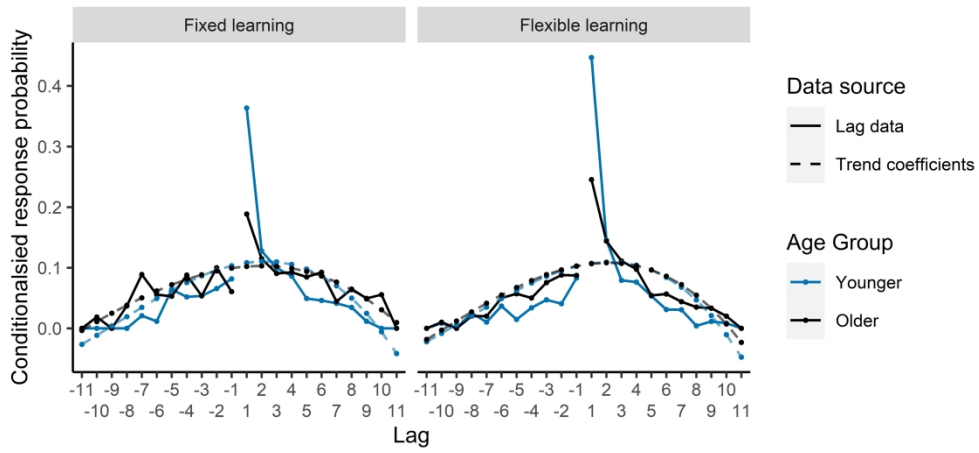


Figure 6 - Lag-CRP curves and trend effects for each condition for the Free RoO task.

159x79mm (600 x 600 DPI)

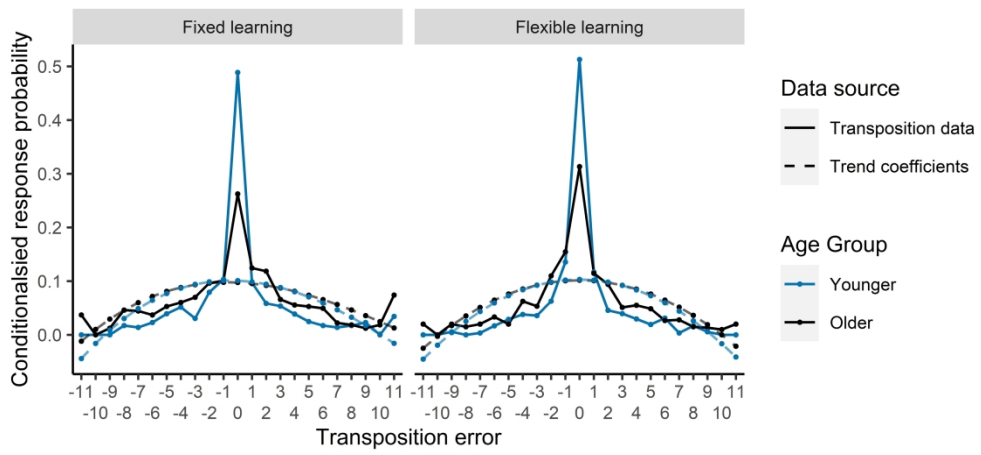


Figure 7 - Transposition error curves and trend effects for each condition for the Free RoO task.

159x79mm (600 x 600 DPI)

Table 1 - Participant information

	Sex	n	Age		MoCA		
			Mean	SD	Range	Mean	SD
Fixed Learning Condition							
Younger	Female	16	22.38	4.84	18-35		
	Male	13	19.69	1.11	18-22		
Older	Female	14	71.14	5.76	64-82	26.35	2.06
	Male	13	70.77	3.39	65-77	26.08	2.22
Flexible Learning Condition							
Younger	Female	30	22.00	3.70	18-35		
	Male	29	22.97	4.46	18-33		
Older	Female	27	71.04	4.79	66-86	27.00	2.11
	Male	23	71.83	6.08	65-90	26.74	2.05

Table 2 - Coefficients from the Fixed learning and Flexible learning IFR serial position GLME analysis.

Fixed effect on recall probability	Fixed learning model				Flexible learning model			
	Estimate	Std. error	z-value	p-value	Estimate	Std. error	z-value	p-value
Intercept	0.54	0.21	2.59	.009*	0.70	0.17	4.01	<.001*
Age group	0.19	0.14	1.34	.179	0.07	0.11	0.60	.549
Linear fit – serial position	2.35	0.35	6.72	<.001*	0.34	0.22	1.52	.129
Quadratic fit – serial position	0.72	0.33	2.17	.030*	0.34	0.22	1.55	.122
Cubic fit – serial position	0.34	0.33	1.03	.302	<0.01	0.22	0.01	.992
Age group * Linear fit	0.66	0.34	1.93	.054	0.27	0.22	1.23	.220
Age group * Quadratic fit	0.37	0.33	1.12	.263	-0.40	0.22	-1.82	.069
Age group * Cubic fit	-0.74	0.33	-2.27	.023*	-0.06	0.22	-0.28	.781

*Significant p values ($|p| < 0.05$)

Table 3 - Coefficients from the IFR CRP lag LME analysis.

Fixed effect on lag CRP	Fixed learning model				Flexible learning model			
	Estimate	Std. error	t-value	p-value	Estimate	Std. error	t-value	p-value
Intercept	0.05	<0.01	14.26	<.001*	0.05	<0.01	22.32	<.001*
Age group	<0.01	<0.01	0.67	.500	<-0.01	<0.01	-0.39	.693
Linear fit – lag	-0.01	0.02	-0.76	.451	0.02	0.01	1.45	.149
Quadratic fit – lag	<-0.01	0.02	-0.56	.575	-0.04	0.01	-3.70	<.001*
Cubic fit – lag	-0.03	0.02	-2.15	.032*	<0.02	0.01	1.55	.123
Age group * Linear fit	<-0.01	0.02	-0.02	.983	<-0.01	0.01	-0.37	.710
Age group * Quadratic fit	<0.01	0.02	0.10	.920	-0.03	0.01	-2.48	.013*
Age group * Cubic fit	-0.01	0.02	-0.90	.371	-0.01	0.01	-1.19	.234

*Significant p values ($|p| < 0.05$)

Table 4 - Coefficients from the Fixed learning and Flexible learning Free RoO serial position GLME analysis.

Fixed effect on recall probability	Fixed learning model				Flexible learning model ¹			
	Estimate	Std. error	z-value	p-value	Estimate	Std. error	z-value	p-value
Intercept	-0.74	0.18	-4.11	<.001*	-0.52	0.13	-4.01	<.001*
Age group	0.65	0.16	3.96	<.001*	0.58	0.13	4.55	<.001*
Linear fit – serial position	-1.83	0.34	-5.43	<.001*	-1.71	0.24	-7.09	<.001*
Quadratic fit – serial position	2.99	0.36	8.27	<.001*	3.21	0.26	12.21	<.001*
Cubic fit – serial position	0.44	0.34	1.30	.194	-	-	-	-
Age group * Linear fit	0.05	0.33	0.16	.870	0.23	0.24	0.97	.330
Age group * Quadratic fit	0.23	0.25	0.67	.503	0.13	0.25	0.51	.610
Age group * Cubic fit	0.03	0.34	0.08	.936	-	-	-	-

***Significant p values ($|p| < 0.05$)**

¹ To achieve model convergence, polynomial contrasts were run to identify linear and quadratic trends only.

Table 5 - Coefficients from the Free RoO CRP lag LME analysis.

Fixed effect on lag CRP	Fixed learning model				Flexible learning model			
	Estimate	Std. error	t-value	p-value	Estimate	Std. error	t-value	p-value
Intercept	0.06	<0.01	19.24	<.001*	0.06	<0.01	25.56	<.001*
Age group	-0.01	<0.01	-1.64	.102	<-0.01	<0.01	-1.15	.248
Linear fit – lag	0.04	0.02	2.66	.001*	0.03	0.01	3.03	.003*
Quadratic fit – lag	-0.18	0.02	-12.41	<.001*	-0.20	0.01	-19.55	<.001*
Cubic fit – lag	-0.03	0.02	-2.27	.024*	-0.04	0.01	-4.18	<.001*
Age group * Linear fit	<-0.01	0.02	-0.17	.864	<-0.01	0.01	-0.50	.617
Age group * Quadratic fit	-0.03	0.02	-2.21	.027*	-0.01	0.01	-1.03	.302
Age group * Cubic fit	-0.01	0.02	-0.98	.328	-0.01	0.01	-0.75	.455

*Significant p values ($|p| < 0.05$)

Table 6 - Coefficients from the Fixed learning and Flexible learning Free RoO transposition error LME analysis.

Fixed effect on lag CRP	Fixed learning model				Flexible learning model			
	Estimate	Std. error	t-value	p-value	Estimate	Std. error	t-value	p-value
Intercept	0.06	<0.01	16.99	<.001*	0.05	<0.01	22.77	<.001*
Age group	<-0.01	<0.01	-1.32	.190	<-0.01	<0.01	-1.39	.160
Linear fit – lag	0.01	0.02	0.75	.460	<0.01	0.01	0.26	.790
Quadratic fit – lag	-0.12	0.02	-10.87	<.001*	-0.21	0.01	-18.81	<.001*
Cubic fit – lag	0.02	0.02	1.31	.190	<0.01	0.01	0.18	.860
Age group * Linear fit	<0.01	0.02	0.12	.910	<0.01	0.01	0.01	.990
Age group * Quadratic fit	-0.03	0.02	-1.62	.110	-0.02	0.01	-1.49	.140
Age group * Cubic fit	<0.01	0.02	0.03	.970	<0.01	0.01	<0.01	.999

***Significant p values ($|p| < 0.05$)**