

Supplementary Material

In silico design of a new Zn – triazole based Metal-Organic Framework for CO₂ and H₂O adsorption §

R. Dahmani, S. Grubišić, I. Djordjević, S. Ben Yaghlane, S. Boughdiri, G. Chambaud, M. Hochlaf

List of the Figures

Figure S1: Convergence of the total energy with plane wave cut-off and k point sampling mesh for MAF-66.

Figure S2: Pore size distributions of MAF-66 (left) and ZTF (right).

Figure S3: DFT optimized structures of parts of the supercells of ZTF (left) and MAF-66 (right) with one CO₂ molecule inside.

Figure S4: DFT optimized structure of parts of the supercell of MOF-66 with of one water molecule inside.

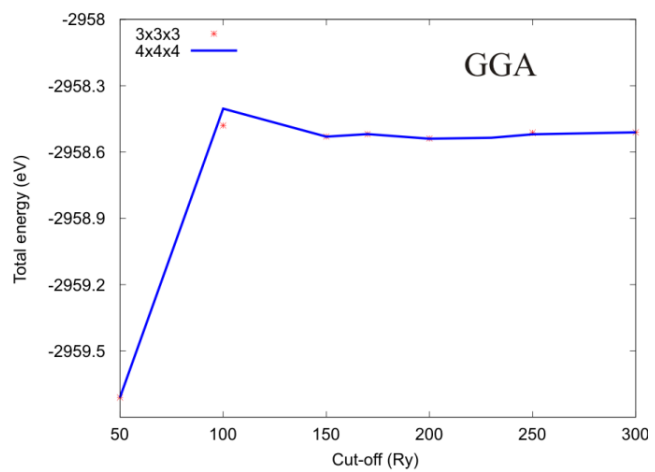
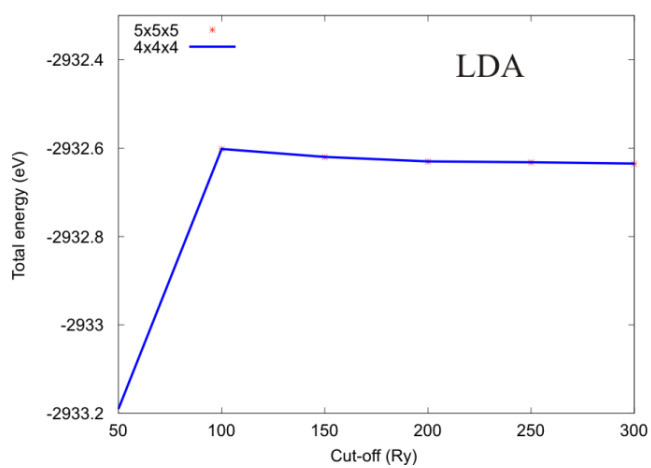


Figure S1: Convergence of the total energy with plane wave cut-off and k point sampling mesh for MAF-66.

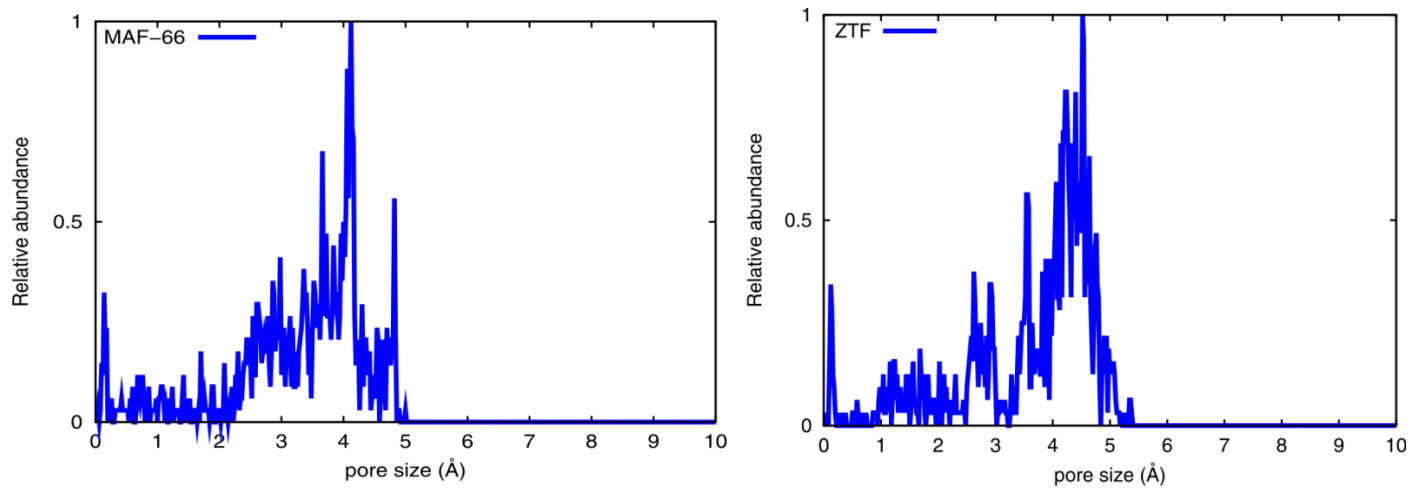


Figure S2: Pore size distributions of MAF-66 (left) and ZTF (right).

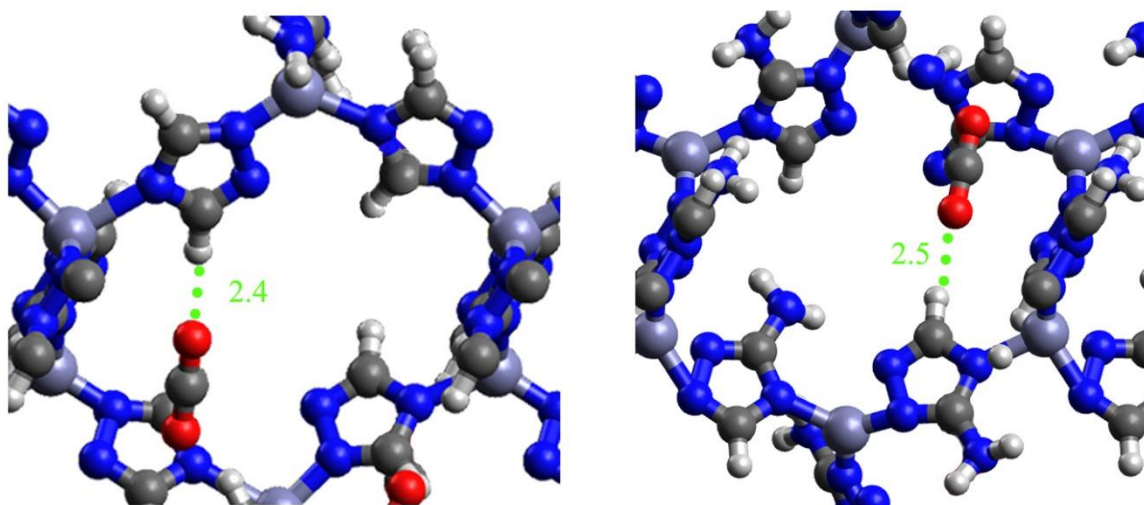


Figure S3: DFT optimized structures of parts of the supercells of ZTF (left) and MAF-66 (right) with one CO₂ molecule inside.

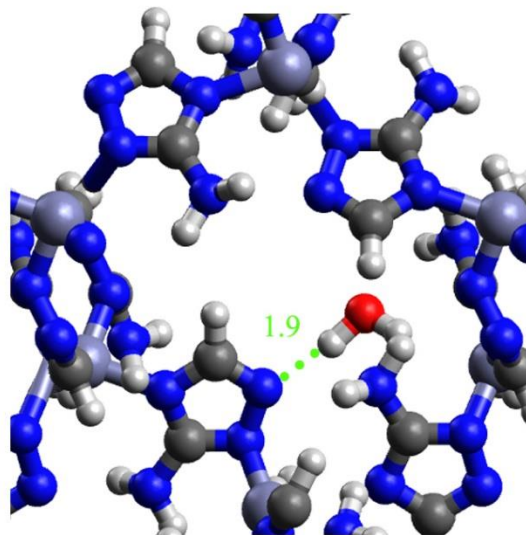


Figure S4: DFT optimized structure of parts of the supercell of MOF-66 with of one water molecule inside.