



TITLE:

# The role of temporal contingency and integrity of visual inputs in the sense of agency: A psychophysical study

AUTHOR(S):

Mizuhara, Hiroaki; Uhlhaas, Peter

---

CITATION:

Mizuhara, Hiroaki ...[et al]. The role of temporal contingency and integrity of visual inputs in the sense of agency: A psychophysical study. *Frontiers in Psychology* 2021, 12: 635202.

ISSUE DATE:

2021-04-01

URL:

<http://hdl.handle.net/2433/262786>

RIGHT:

© 2021 Mizuhara and Uhlhaas.; This is an open-access article distributed under the terms of the Creative Commons Attribution License (CC BY). The use, distribution or reproduction in other forums is permitted, provided the original author(s) and the copyright owner(s) are credited and that the original publication in this journal is cited, in accordance with accepted academic practice. No use, distribution or reproduction is permitted which does not comply with these terms.



# The Role of Temporal Contingency and Integrity of Visual Inputs in the Sense of Agency: A Psychophysical Study

Hiroaki Mizuhara<sup>1,2\*</sup> and Peter Uhlhaas<sup>1,3</sup>

<sup>1</sup> Institute of Neuroscience and Psychology, University of Glasgow, Glasgow, United Kingdom, <sup>2</sup> Graduate School of Informatics, Kyoto University, Kyoto, Japan, <sup>3</sup> Department of Child and Adolescent Psychiatry, Charité Universitätsmedizin, Berlin, Germany

## OPEN ACCESS

### Edited by:

James W. Moore,  
Goldsmiths University of London,  
United Kingdom

### Reviewed by:

Kentaro Yamamoto,  
Kyushu University, Japan  
Bianca Elena Ivanof,  
Goldsmiths University of London,  
United Kingdom

### \*Correspondence:

Hiroaki Mizuhara  
[mizuhara.hiroaki.5c@kyoto-u.ac.jp](mailto:mizuhara.hiroaki.5c@kyoto-u.ac.jp)

### Specialty section:

This article was submitted to  
Consciousness Research,  
a section of the journal  
Frontiers in Psychology

Received: 30 November 2020

Accepted: 08 March 2021

Published: 01 April 2021

### Citation:

Mizuhara H and Uhlhaas P (2021) The  
Role of Temporal Contingency and  
Integrity of Visual Inputs in the Sense  
of Agency: A Psychophysical Study.  
*Front. Psychol.* 12:635202.  
doi: 10.3389/fpsyg.2021.635202

The sense of agency is a subjective feeling that one's own actions drive action outcomes. Previous studies have focused primarily on the temporal contingency between actions and sensory inputs as a possible mechanism for the sense of agency. However, the contribution of the integrity of visual inputs has not been systematically addressed. In the current study, we developed a psychophysical task to examine the role of visual inputs as well as temporal contingencies toward the sense of agency. Specifically, participants were required to track a target on a sinusoidal curve on a computer screen. Visual integrity of sensory inputs was manipulated by gradually occluding a computer cursor, and participants were asked to report the sense of agency on a nine-point Likert scale. Temporal contingency was manipulated by varying the delay between finger movements on a touchpad and cursor movements. The results showed that the sense of agency was influenced by both visual integrity and temporal contingency. These results are discussed in the context of current models that have proposed that the sense of agency emerges from the comparison of visual inputs with motor commands.

**Keywords:** sense of agency, comparator model, consciousness, visual integrity, temporal contingency, mutual information

## INTRODUCTION

The sense of agency is the subjective feeling that one's actions drive behavioral outcomes and it is crucial for discriminating between self and non-self. Integration of motor predictions with visual inputs of action outcomes is a potential mechanism to induce the sense of agency (Haggard, 2005, 2017; David et al., 2008; Wen, 2019).

Several studies have focused on the contribution of temporal contingencies between action and visual inputs. For example, Farrer et al. (2008a) examined the sense of agency during a task in which short delays between a joystick manipulation and a virtual arm movement were embedded (Farrer et al., 2008a). The results showed that increased delays reduced the sense of agency, a finding which has been replicated in several studies (Sirigu et al., 1999; Tsakiris et al., 2005; Haggard, 2017).

Implicit judgments have also been used to investigate the sense of agency in intentional binding tasks (Haggard et al., 2002). Specifically, intentional binding tasks examine the effects of a voluntary action on the time intervals by comparing to a baseline, which was, for example, an involuntary action induced by transcranial magnetic stimulation, or irrelevant passive sounds, suggesting a

relationship between intentional binding and volition (Haggard et al., 2002). Previous studies have highlighted the role of temporal contingencies (Moore et al., 2009), suggesting that intentional binding is sensitive to causal relationship between action and sensory inputs. These results support the comparator model of motor control (Haggard, 2005) in which the sense of agency is generated when the difference between motor predictions and the incoming visual inputs is decreased.

In addition to temporal contingency, sensory inputs may also crucially modulate the sense of agency. In scenarios where temporal contingency is increased, visual inputs that do not match the motor command would diminish the sense of agency. This perspective is supported by a previous study in which a decrease in the sense of agency was demonstrated when ambiguity was increased by spatial perturbation during the occlusion of a virtual hand movement (Preston and Newport, 2008).

Two additional studies also addressed the role of visual inputs directly (Asai, 2015; Miyawaki and Morioka, 2020). Specifically, the authors introduced a manipulation of a computer cursor which involved a flicker at 4 Hz. The results showed that both temporal contingency as well as the integrity of visual inputs diminished the sense of agency. However, in these studies, visual integrity and temporal contingency were not investigated in the same experimental design, raising the question whether these factors interact as well as their respective contribution toward the sense of agency.

In the current study, we developed a psychophysical task to examine the contribution of temporal contingency as well as the integrity of visual inputs toward the sense of agency. Participants were asked to trace a sinusoidal curve on a computer screen by moving a cursor with a touchpad. We manipulated visual inputs by temporally occluding the cursor in the middle of the peaks and troughs of the curve. Moreover, temporal contingency was manipulated by introducing short delays between participants' finger movements and visual inputs of the cursor movement, consistent with previous studies (David et al., 2008; Farrer et al., 2008a, 2013; Kawabe et al., 2013; Wen, 2019). In addition to confidence ratings, we also used an information theoretical approach to quantitatively observe the additive effects of temporal contingency and visual integrity on the sense of agency.

## MATERIALS AND METHODS

### Participants

Forty right-handed participants (24 females and 16 males; mean age:  $24.2 \pm 1.5$  years) participated in the experiment after providing written informed consent. The sample size was determined based on previous studies (e.g., Moore et al., 2009; Asai, 2015). An institutional ethics committee approved the experiment at the University of Glasgow (protocol # 300180086).

### Apparatus

An in-house MATLAB software with Psychtoolbox-3 (<http://psychtoolbox.org/>) was used for stimuli presentation. The refresh rate of the display was 60 Hz and the drawing of stimuli was

refreshed every 33.3 ms (30 Hz). Stimuli were presented on a laptop screen (Surface Laptop, Microsoft, USA) ~60 cm away from the participants. A touchpad on the laptop was used to detect the participant's finger's x and y coordinates on the screen. The experimental software is available from our web site (<https://u.kyoto-u.jp/ltecm>).

### Stimuli

A target (width =  $0.12^\circ$ ) moved from left to right over a gray sinusoidal curve (three cycles, length =  $6.2^\circ$ , amplitude =  $0.52^\circ$ , line width =  $0.12^\circ$ ) (Figure 1A). Participants manipulated the location of a cursor by moving their right index or middle finger over a touchpad.

### Procedure

Participants were required to trace a white dot as accurately as possible by moving a cursor on a computer screen. Participants were required to indicate how confidently they felt that the cursor was moved by themselves by responding on a nine-point Likert scale. Previous studies used a 5, 7, or 9-point Likert scale (Preston and Colman, 2000). Since one of the objectives of the current study was to calculate MI-values and smaller bin numbers can lead to an underestimation of MI (Seok and Seon Kang, 2015), a 9-point Likert scale was employed.

Temporal delays were introduced between finger and cursor movements according to the absolute value of the Gaussian distributions (SD = 4, 32, or 64 frames, i.e., 0.13, 1.06, or 2.11 s) ("temporal contingency") (Figures 1B,C). The cursor was also removed between peaks and troughs of the sinusoidal curve during 10, 40, or 70% of the duration of a cycle ("visual integrity factor") (Figure 1B).

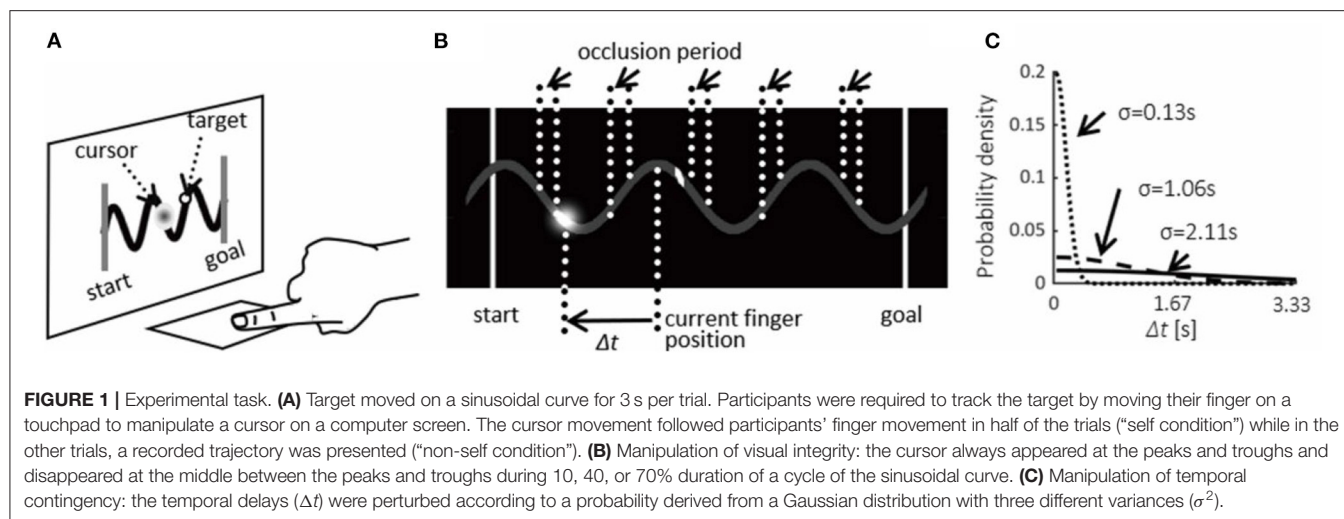
The movement of the cursor corresponded to participants' finger movements only in half of the trials ("self condition"). During the other half, the trajectory of the cursor corresponded to a recorded trajectory of the participant ("non-self condition"). Temporal delays for the non-self condition were introduced to the instantaneous position of the recorded finger trajectory. The temporal delay was not fixed, but varied according to the probability distribution shown in Figure 1C from moment to moment as the finger moved on a sinusoidal curve. "Self" and "non-self" conditions were randomized.

Prior to the experiment, the following instructions were given to participants: "The movement of the cursor is corresponding to your finger movement only on half of the trials. During the other half of the trials, it moves automatically, that is, independent of your finger movements. These conditions occur randomly."

Each trial was initiated at 0.5, 1.0, 1.5, or 2.0 s following the response. The experiment consisted of three blocks of 15 min (72 trials each), and each condition randomly appeared eight times in one block. Before the experiment, the participants performed short practice blocks (16 trials, <3 min).

### Data Analysis

Sense of agency was computed by subtracting confidence ratings between the self- and non-self condition. We also analyzed confidence ratings for each experimental condition.



MI-values was computed between confidence ratings and levels of temporal contingency or visual integrity factors with the "MItoolbox" (Brown et al., 2012). Briefly, MI is a quantitative measure determining whether or not two events occurred at the same time (Phillips and Craven, 2000; Schyns et al., 2011; Seok and Seon Kang, 2015). MI analyses assessed whether ratings of self-agency varied according to the level of temporal contingency or visual integrity factors. MI values were calculated on individual ratings for each trial.

Accuracy of finger movements was defined as a distance between a finger position and the target by calculating the mean Euclidean distances between them over each cycle of the sinusoidal curve on the screen. The distance was expressed in pixels of monitor resolution, where the total length of a three-cycles sinusoidal curve ( $\sim 6.2^\circ$ ) was 564 pixels. In this analysis, the accuracy was analyzed for each period of the sinusoidal curve shown in **Figure 1B**.

## Statistical Analysis

A two-way within-subject analysis of variance (ANOVA) was used to analyze behavioral data, whereby the temporal delay constituted the "temporal contingency factor" with three levels (0.13, 1.06, and 2.11 s) and the occlusion of the cursor with three levels (10, 40, and 70% occlusion ratios) the "visual integrity factor." These two factors were the repeated measure factors, and the subjective ratings of agency and the difference in the ratings between the self and non-self conditions were the dependent variables. The violation of sphericity in repeated measures ANOVA was corrected by the Greenhouse-Geisser method to compute statistical  $p$ -values ( $p_{GG}$ ; Greenhouse and Geisser, 1959).

In the ANOVA for MI, temporal contingency as well as visual integrity and the self/non-self conditions were the two repeated measure factors, with MIs as the dependent variable.

The accuracy of the finger movements was compared between conditions using a four-way ANOVA. The factors were visual

integrity (3 levels), temporal contingency (3 levels), self- and non-self conditions (2 levels), and the periods of the sinusoidal curve (3 levels).

## RESULTS

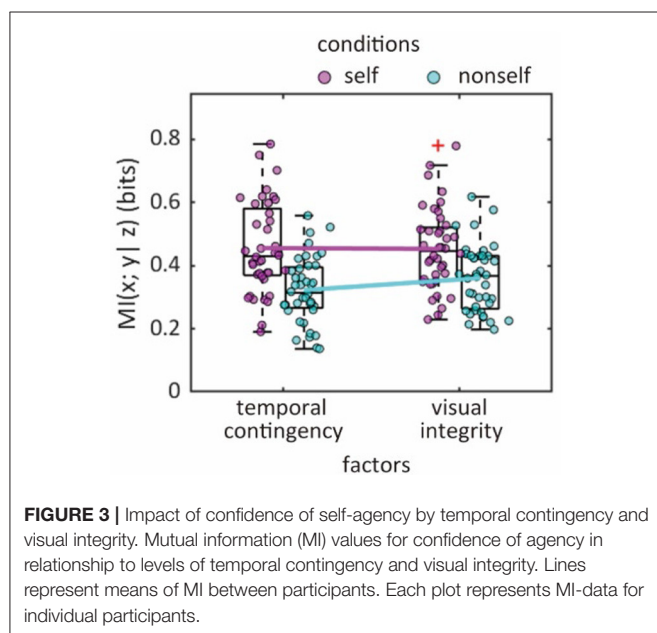
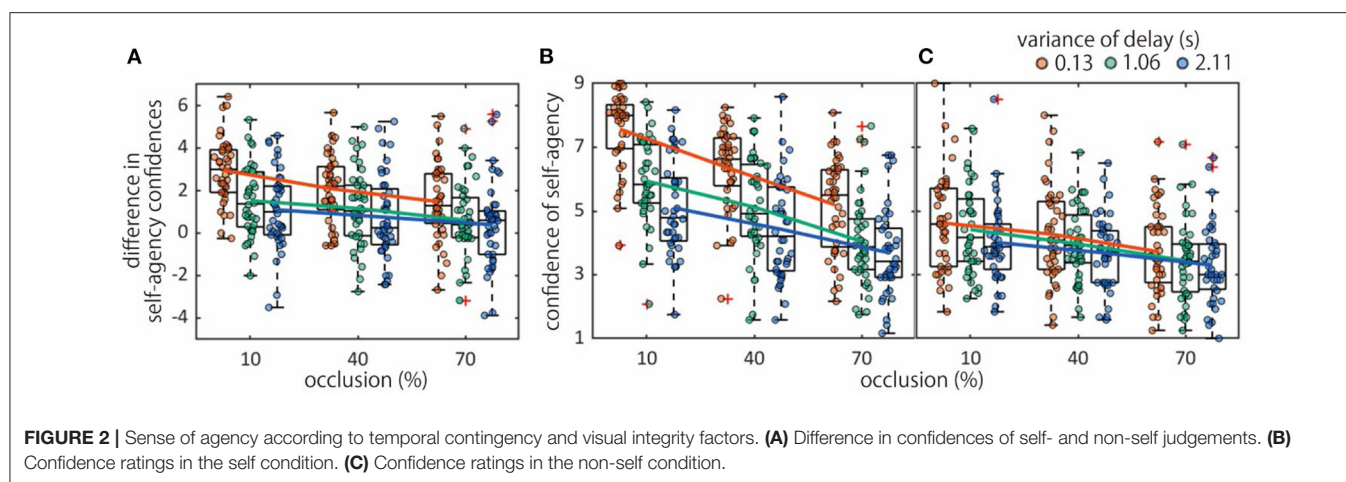
### Sense of Agency

The sense of agency was modulated by temporal contingency [ $F_{(2, 78)} = 47.0$ ,  $p_{GG} < 0.0001$ ,  $\eta_p^2 = 0.17$ ] and visual integrity [ $F_{(2, 78)} = 22.8$ ,  $p_{GG} < 0.0001$ ,  $\eta_p^2 = 0.090$ ] (**Figure 2A**). The results show that the sense of agency decreased as visual integrity and the temporal contingency were reduced. Also, there was an interaction between the factors [ $F_{(4, 156)} = 2.55$ ,  $p_{GG} = 0.041$ ,  $\eta_p^2 = 0.011$ ], suggesting that both temporal contingency and visual integrity factors impacted on the sense of agency. Both manipulations modulated confidence ratings in both the self- and non-self conditions [for self condition, see **Figure 2B**; temporal contingency:  $F_{(2, 78)} = 91.0$ ,  $p_{GG} < 0.0001$ ,  $\eta_p^2 = 0.024$ ; visual integrity:  $F_{(2, 78)} = 127.2$ ,  $p_{GG} < 0.0001$ ,  $\eta_p^2 = 0.021$ ] [for non-self condition, see **Figure 2C**; temporal contingency:  $F_{(2, 78)} = 10.5$ ,  $p_{GG} = 0.001$ ,  $\eta_p^2 = 0.0032$ ; visual integrity:  $F_{(2, 78)} = 18.0$ ,  $p_{GG} < 0.0001$ ,  $\eta_p^2 = 0.0080$ ]. The ANOVA in the self condition was characterized by an interaction between the temporal contingency and visual integrity factors [for self condition,  $F_{(4, 156)} = 4.93$ ,  $p_{GG} = 0.001$ ,  $\eta_p^2 = 0.00097$ ] [for non-self condition,  $F_{(4, 156)} = 0.78$ ,  $p_{GG} = 0.54$ ,  $\eta_p^2 = 0.00015$ ].

### Mutual Information

MI was significantly higher in the self condition (0.45 bits) than in the non-self condition (0.34 bits) [ $F_{(1, 39)} = 32.2$ ,  $p < 0.0001$ ,  $\eta_p^2 = 0.020$ ], but there was no difference between the temporal contingency and visual integrity factors [ $F_{(1, 39)} = 1.38$ ,  $p = 0.25$ ,  $\eta_p^2 = 0.00050$ ] (**Figure 3**). However, a trend toward an interaction was observed [ $F_{(1, 39)} = 3.73$ ,  $p = 0.061$ ,  $\eta_p^2 = 0.00066$ ]. A *post-hoc* analysis revealed a main effect of the temporal contingency and visual integrity factors in the non-self condition ( $p = 0.022$ , Cohen's  $d = 0.37$ ), while there was no difference between these factors in the self condition





( $p = 0.90, d = 0.020$ ). Accordingly, in the self condition, temporal contingency and visual integrity factors equally affected the sense of agency.

### Finger Movement Accuracy

The accuracy of finger movement trajectories was related to temporal contingency [ $F_{(2,76)} = 21.39, p_{GG} < 0.0001, \eta_p^2 = 0.0020$ ] (**Figure 4**). In addition, a trend for the visual integrity factor was also observed [ $F_{(2,76)} = 2.88, p_{GG} = 0.063, \eta_p^2 = 0.00034$ ] and there was an interaction with the self-/non-self conditions [ $F_{(2,76)} = 5.41, p_{GG} = 0.007, \eta_p^2 = 0.00039$ ]. We performed a *post-hoc* analysis which showed a decrease of the accuracy with a reduction of visual integrity [for self condition:  $p < 0.046, d > 0.34$ ; for non-self condition:  $p > 0.860, d < 0.008$ ] and temporal contingency [for self condition:  $p < 0.0001, d > 0.29$ ; for non-self condition:  $p > 0.102, d < 0.12$ ] only in the self condition.

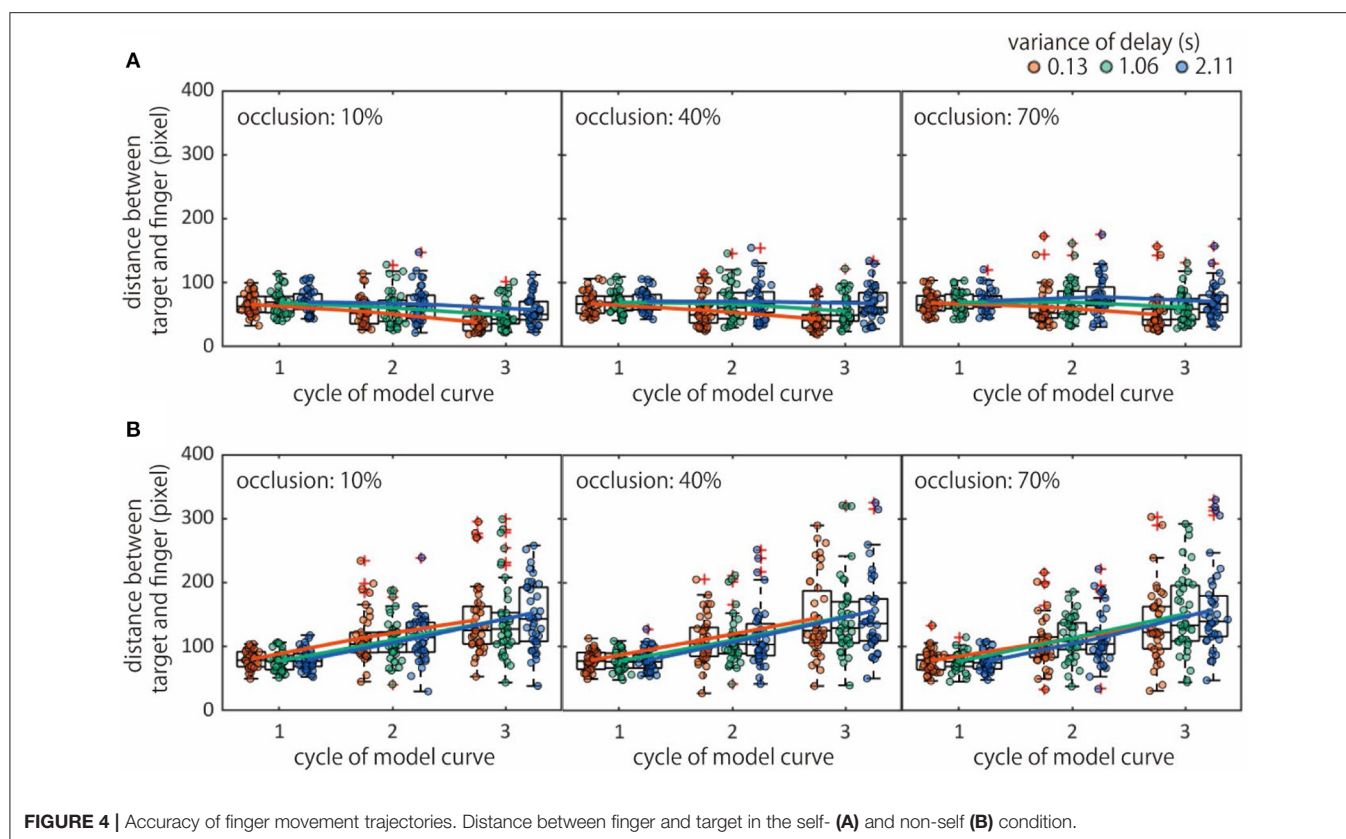
### DISCUSSION

Previous studies have focused on the relationship between temporal contingency and sense of agency (Tsakiris et al., 2005; Farrer et al., 2008a,b; Farrer et al., 2013; Khalighinejad and Haggard, 2016). In this study, we introduced a novel psychophysical task to examine whether the sense of agency can be modulated by the integrity of visual inputs as well as by the temporal contingency between visual inputs and motor responses. In line with previous studies (Farrer et al., 2008a, 2013; Khalighinejad and Haggard, 2016), our results confirmed that the sense of agency was modulated by changes in temporal contingency.

Importantly, we also found an effect of visual integrity whereby a decrease in visual integrity resulted in a decrease in the sense of agency. These data are in line with previous work by Asai (2015) as well as Miyawaki and Morioka (2020) who conducted experiments which required participants to trace a sinusoidal curve and degraded visual inputs through different flicker frequencies (4 and 8 Hz).

One potential framework for the effects of temporal contingency and visual integrity is the comparator model (Haggard, 2005, 2017), which highlights that the sense of agency occurs when a visual input coincides with a motor command. When visual integrity is reduced, less visual cues are available for evaluating the sense of agency and there is a stronger reliance on motor prediction for attributional judgments. This hypothesis is supported by the interaction between visual integrity and temporal contingency factors in the self condition. When sufficient visual cues were available, self-initiated movements could be compared with motor predictions to facilitate attributional judgments.

Further analyses using an information theoretical approach revealed that visual integrity had a similar impact as temporal contingency on the sense of agency in the self condition. The finding that the effects of these factors were identical is novel finding that was not addressed by previous studies (Asai, 2015; Miyawaki and Morioka, 2020). We also found that visual integrity had a greater impact on agency judgments than



**FIGURE 4 |** Accuracy of finger movement trajectories. Distance between finger and target in the self- (A) and non-self (B) condition.

temporal contingency alone, suggesting that the sense of agency emerges from a combination of visual inputs and the temporal contingency between action and sensory information.

A limitation of the current study is that the temporal contingency factor did not have an impact on the accuracy of finger trajectories in the non-self condition. On the other hand, a clear temporal contingency effect was observed on confidence ratings in the non-self condition. One possibility is that the discrepancy between the targets and finger positions was too large, thus introducing a ceiling effect.

In conclusion, our study shows that the sense of agency is not simply determined by the temporal contingency between action and visual information, but also by the integrity of visual inputs itself. In the comparator model, discrepancy in the comparison becomes larger not only when visual inputs and actions are temporally misaligned, but also when visual inputs are degraded. The integrity of visual inputs could therefore constitute an important factor for the sense of agency, both alone and in combination with the temporal contingency of actions.

## DATA AVAILABILITY STATEMENT

The datasets presented in this study can be found in online repositories. The names of the repository/repositories and accession number(s) can be found below: The Kyoto University

Research Information Repository (KURENAI) (<https://repository.kulib.kyoto-u.ac.jp/dspace/?locale=en>).

## ETHICS STATEMENT

The studies involving human participants were reviewed and approved by Institute of Neuroscience and Psychology, University of Glasgow (protocol #300180086). The patients/participants provided their written informed consent to participate in this study.

## AUTHOR CONTRIBUTIONS

HM and PU contributed to the conception and design of the study. HM performed the experiment and statistical analysis and wrote the first draft of the manuscript. All authors contributed to manuscript revision, read, and approved the submitted version.

## FUNDING

This work was supported by JSPS KAKENHI, Grant numbers 18H03502 and 20K20860.

## ACKNOWLEDGMENTS

We would like to express our gratitude to Tineke Grent-<sup>3</sup>t-Jong for her helpful comments throughout the preparation of the

experiment. We would also like to thank Antonia Jambazova for her help in preparing the ethics committee paperwork. We would like to thank Editage (www.editage.com) for English language editing of the manuscript.

## REFERENCES

- Asai, T. (2015). Feedback control of one's own action: self-other sensory attribution in motor control. *Conscious. Cogn.* 38, 118–129. doi: 10.1016/j.concog.2015.11.002
- Brown, G., Pockock, A., Zhao, M. J., and Lujan, M. (2012). Conditional likelihood maximisation: a unifying framework for information theoretic feature selection. *J. Mach. Learn. Res.* 13, 27–66. doi: 10.5555/2188385.2188387
- David, N., Newen, A., and Vogeley, K. (2008). The “sense of agency” and its underlying cognitive and neural mechanisms. *Conscious. Cogn.* 17, 523–534. doi: 10.1016/j.concog.2008.03.004
- Farrer, C., Bouchereau, M., Jeannerod, M., and Franck, N. (2008a). Effect of distorted visual feedback on the sense of agency. *Behav. Neurol.* 19, 53–57. doi: 10.1155/2008/425267
- Farrer, C., Frey, S. H., Van Horn, J. D., Tunik, E., Turk, D., Inati, S., et al. (2008b). The angular gyrus computes action awareness representations. *Cereb. Cortex* 18, 254–261. doi: 10.1093/cercor/bhm050
- Farrer, C., Valentin, G., and Hupe, J. M. (2013). The time windows of the sense of agency. *Conscious. Cogn.* 22, 1431–1441. doi: 10.1016/j.concog.2013.09.010
- Greenhouse, S. W., and Geisser, S. (1959). On methods in the analysis of profile data. *Psychometrika* 24, 95–112. doi: 10.1007/BF02289823
- Haggard, P. (2005). Conscious intention and motor cognition. *Trends Cogn. Sci.* 9, 290–295. doi: 10.1016/j.tics.2005.04.012
- Haggard, P. (2017). Sense of agency in the human brain. *Nat. Rev. Neurosci.* 18, 196–207. doi: 10.1038/nrn.2017.14
- Haggard, P., Clark, S., and Kalogeras, J. (2002). Voluntary action and conscious awareness. *Nat. Neurosci.* 5, 382–385. doi: 10.1038/nn827
- Kawabe, T., Roseboom, W., and Nishida, S. (2013). The sense of agency is action-effect causality perception based on cross-modal grouping. *Proc. Biol. Sci.* 280:20130991. doi: 10.1098/rspb.2013.0991
- Khalighinejad, N., and Haggard, P. (2016). Extending experiences of voluntary action by association. *Proc. Natl. Acad. Sci. U. S. A.* 113, 8867–8872. doi: 10.1073/pnas.1521223113
- Miyawaki, Y., and Morioka, S. (2020). Confusion within feedback control between cognitive and sensorimotor agency cues in self-other attribution. *Atten. Percept. Psychophys.* 82, 3957–3972. doi: 10.3758/s13414-020-02129-5
- Moore, J. W., Lagnado, D., Deal, D. C., and Haggard, P. (2009). Feelings of control: contingency determines experience of action. *Cognition* 110, 279–283. doi: 10.1016/j.cognition.2008.11.006
- Phillips, W. A., and Craven, B. J. (2000). Interactions between coincident and orthogonal cues to texture boundaries. *Percept. Psychophys.* 62, 1019–1038. doi: 10.3758/BF03212086
- Preston, C., and Newport, R. (2008). Misattribution of movement agency following right parietal TMS. *Soc. Cogn. Affect. Neurosci.* 3, 26–32. doi: 10.1093/scan/nsm036
- Preston, C. C., and Colman, A. M. (2000). Optimal number of response categories in rating scales: reliability, validity, discriminating power, and respondent preferences. *Acta Psychol.* 104, 1–15. doi: 10.1016/S0001-6918(99)00050-5
- Schyns, P. G., Thut, G., and Gross, J. (2011). Cracking the code of oscillatory activity. *PLoS Biol.* 9:e1001064. doi: 10.1371/journal.pbio.1001064
- Seok, J., and Seon Kang, Y. (2015). Mutual information between discrete variables with many categories using recursive adaptive partitioning. *Sci. Rep.* 5:10981. doi: 10.1038/srep10981
- Sirigu, A., Daprati, E., Pradat-Diehl, P., Franck, N., and Jeannerod, M. (1999). Perception of self-generated movement following left parietal lesion. *Brain* 122, 1867–1874. doi: 10.1093/brain/122.10.1867
- Tsakiris, M., Haggard, P., Franck, N., Mainy, N., and Sirigu, A. (2005). A specific role for efferent information in self-recognition. *Cognition* 96, 215–231. doi: 10.1016/j.cognition.2004.08.002
- Wen, W. (2019). Does delay in feedback diminish sense of agency? A review. *Conscious. Cogn.* 73:102759. doi: 10.1016/j.concog.2019.05.007

**Conflict of Interest:** The authors declare that the research was conducted in the absence of any commercial or financial relationships that could be construed as a potential conflict of interest.

Copyright © 2021 Mizuhara and Uhlhaas. This is an open-access article distributed under the terms of the Creative Commons Attribution License (CC BY). The use, distribution or reproduction in other forums is permitted, provided the original author(s) and the copyright owner(s) are credited and that the original publication in this journal is cited, in accordance with accepted academic practice. No use, distribution or reproduction is permitted which does not comply with these terms.