

Manuscript version: Author's Accepted Manuscript

The version presented in WRAP is the author's accepted manuscript and may differ from the published version or Version of Record.

Persistent WRAP URL:

<http://wrap.warwick.ac.uk/151794>

How to cite:

Please refer to published version for the most recent bibliographic citation information. If a published version is known of, the repository item page linked to above, will contain details on accessing it.

Copyright and reuse:

The Warwick Research Archive Portal (WRAP) makes this work by researchers of the University of Warwick available open access under the following conditions.

Copyright © and all moral rights to the version of the paper presented here belong to the individual author(s) and/or other copyright owners. To the extent reasonable and practicable the material made available in WRAP has been checked for eligibility before being made available.

Copies of full items can be used for personal research or study, educational, or not-for-profit purposes without prior permission or charge. Provided that the authors, title and full bibliographic details are credited, a hyperlink and/or URL is given for the original metadata page and the content is not changed in any way.

Publisher's statement:

Please refer to the repository item page, publisher's statement section, for further information.

For more information, please contact the WRAP Team at: wrap@warwick.ac.uk.

DISCOVERY OF AN EDGE-ON CIRCUMSTELLAR DEBRIS DISK AROUND BD+45° 598: A NEWLY IDENTIFIED MEMBER OF THE β PICTORIS MOVING GROUP

SASHA HINKLEY¹, ELISABETH C. MATTHEWS², CHARLÈNE LEFEVRE³, JEAN-FRANCOIS LESTRADE⁴, GRANT KENNEDY⁵, DIMITRI MAWET^{6,7}, KARL R. STAPELFELDT⁷, SHRISHMOY RAY¹, ERIC MAMAJEK⁷, BRENDAN P. BOWLER⁸, DAVID WILNER⁹, JONATHAN WILLIAMS¹⁰, MEGAN ANSDELL^{10,11}, MARK WYATT¹², ALEXIS LAU¹³, MARK W. PHILLIPS¹, JORGE FERNANDEZ FERNANDEZ⁵, JONATHAN GAGNÉ^{14,15}, EMMA BUBB¹⁶, BEN J. SUTLIEFF^{17,18}, THOMAS J. G. WILSON¹, BRENDA MATTHEWS^{19,20}, HENRY NGO¹⁹, DANIELLE PISKORZ⁷, JUSTIN R. CREPP²¹, ERICA GONZALEZ²¹, ANDREW W. MANN²², AND GREGORY MACE⁸

Last Compiled March 25, 2021

ABSTRACT

We report the discovery of a circumstellar debris disk viewed nearly edge-on and associated with the young, K1 star BD+45° 598 using high-contrast imaging at 2.2 μm obtained at the W.M. Keck Observatory. We detect the disk in scattered light with a peak significance of $\sim 5\sigma$ over three epochs, and our best-fit model of the disk is an almost edge-on ~ 70 AU ring, with inclination angle $\sim 87^\circ$. Using the NOEMA interferometer at the Plateau de Bure Observatory operating at 1.3 mm, we find resolved continuum emission aligned with the ring structure seen in the 2.2 μm images. We estimate a fractional infrared luminosity of $L_{IR}/L_{tot} \simeq 6_{-1}^{+2} \times 10^{-4}$, higher than that of the debris disk around AU Mic. Several characteristics of BD+45° 598, such as its galactic space motion, placement in a color-magnitude diagram, and strong presence of Lithium, are all consistent with its membership in the β Pictoris Moving Group with an age of 23 ± 3 Myr. However, the galactic position for BD+45° 598 is slightly discrepant from previously-known members of the β Pictoris Moving Group, possibly indicating an extension of members of this moving group to distances of at least 70 pc. BD+45° 598 appears to be an example from a population of young circumstellar debris systems associated with newly identified members of young moving groups that can be imaged in scattered light, key objects for mapping out the early evolution of planetary systems from ~ 10 -100 Myr. This target will also be ideal for northern-hemisphere, high-contrast imaging platforms to search for self-luminous, planetary mass companions residing in this system.

Subject headings: planets and satellites: detection— instrumentation: adaptive optics— techniques: high angular resolution

¹ University of Exeter, Astrophysics Group, Physics Building, Stocker Road, Exeter, EX4 4QL, United Kingdom

² l’Observatoire Astronomique de l’Université de Genève.

³ Institut de RadioAstronomie Millimétrique (IRAM), 300 rue de la Piscine, 38406 Saint Martin d’Hères, France

⁴ LERMA, Observatoire de Paris, PSL Research University, CNRS, Sorbonne Universités, UPMC Univ. Paris 06, 75014 Paris, France

⁵ Department of Physics, University of Warwick, Coventry CV4 7AL, United Kingdom

⁶ Department of Astronomy, California Institute of Technology, Mail Code 249-17, 1200 E. California Blvd, Pasadena, CA 91125

⁷ Jet Propulsion Laboratory, California Institute of Technology, M/S 321-100, 4800 Oak Grove Drive, Pasadena, CA 91109

⁸ Department of Astronomy, The University of Texas at Austin, 2515 Speedway Blvd. Stop C1400, Austin, TX 78712

⁹ Center for Astrophysics | Harvard & Smithsonian, 60 Garden St., MS 42, Cambridge, MA 02138

¹⁰ Institute for Astronomy, 2680 Woodlawn Drive, Honolulu, HI 96822-1897

¹¹ NASA Headquarters, 300 E St. SW, Washington DC 20546

¹² Institute of Astronomy, University of Cambridge, Madingley Road, Cambridge, CB3 0HA, United Kingdom

¹³ Aix Marseille Univ, CNRS, CNES, LAM, Marseille, France

¹⁴ Planétarium Rio Tinto Alcan, Espace pour la vie, 4801 av. Pierre-De Coubertin, Montréal, QC H1V 3V4, Canada

¹⁵ Institute for Research on Exoplanets, Université de Montréal, Département de Physique, C.P. 6128 Succ. Centre-ville, Montréal, QC H3C 3J7, Canada

¹⁶ Institute for Astronomy, The University of Edinburgh, Royal Observatory, Blackford Hill, Edinburgh EH9 3HJ UK

¹⁷ Anton Pannekoek Institute for Astronomy, University of

Amsterdam, Science Park 904, 1098 XH Amsterdam, The Netherlands

¹⁸ Leiden Observatory, Leiden University, P.O. Box 9513, 2300 RA Leiden, The Netherlands

¹⁹ Herzberg Astronomy & Astrophysics Research Centre, National Research Council of Canada, 5071 West Saanich Road, Victoria, BC, V9E 2E7 Canada.

²⁰ Department of Physics & Astronomy, University of Victoria, 3800 Finnerty Road, Victoria, BC, V8P 5C2 Canada

²¹ Department of Physics, University of Notre Dame, 225 Nieuwland Science Hall, Notre Dame, IN 46556

²² University of North Carolina, Department of Physics & Astronomy, 120 E. Cameron Ave., Phillips Hall CB3255, Chapel Hill, NC 27599

1. INTRODUCTION

Circumstellar debris disks are composed of the rocky or icy planetesimal bodies created in the planet formation process, as well as the tenuous dust and gas generated by their ongoing collisions (e.g. Wyatt 2008; Matthews et al. 2014; Hughes et al. 2018). The dust in debris disk systems, the presence of which is usually detected by excess far-infrared emission above the stellar photosphere (e.g. Aumann et al. 1984), is inherently short-lived, as the small released particles should be removed either by radiative forces, or accretion inwards by Poynting-Robertson drag (Backman & Paresce 1991; Dominik & Decin 2003; Kenyon & Bromley 2004). The long-term presence of dust in these systems thus suggests that it is being replenished by the continuous fragmentation of the parent planetesimals, which have been excited to eccentric orbits, causing them to experience ongoing collisions (e.g. Wyatt & Dent 2002; Rieke et al. 2005). This planetesimal fragmentation can be driven by several physical mechanisms, including perturbations by the most massive planetesimals (Kenyon & Bromley 2008; Pan & Schlichting 2012), or a planetary mass companion embedded within or exterior to the disk (Kenyon & Bromley 2004; Wyatt 2005; Mustill & Wyatt 2009). Thus, in addition to identifying themselves as a site of efficient planetesimal formation, stars with large amounts of circumstellar dust *may* be more likely to host massive planets at wide orbital separations (e.g. Mouillet et al. 1997; Augereau et al. 2001) suitable for direct imaging. However, no significant correlation between debris disk brightness and planets identified by any discovery method has yet been found (Bryden et al. 2009; Moro-Martín et al. 2015; Meshkat et al. 2017; Yelverton & Kennedy 2018).

Surveys carried out by space-based observatories such as *Spitzer*, *Herschel* and *WISE* have uncovered hundreds of stars within ~ 200 pc with a significant infrared excess in their spectral energy distributions at 22-24 μm suggesting the presence of warm circumstellar dust (e.g. Trilling et al. 2008; Carpenter et al. 2009; Cotten & Song 2016; Patel et al. 2017; Silverberg et al. 2018), or a colder component identified by an excess at 70-160 μm (e.g. Hillenbrand et al. 2008; Matthews et al. 2010; Eiroa et al. 2013; Sibthorpe et al. 2018). The identification of these circumstellar disks has also coincided with several high contrast imaging surveys targeting stars with an infrared excess (e.g. Rameau et al. 2013; Janson et al. 2013; Nielsen et al. 2019; Launhardt et al. 2020). Scattered-light images of debris disk systems in the optical or near-infrared ($\lesssim 2 \mu\text{m}$) returned by these surveys (e.g. Esposito et al. 2020) are particularly powerful for characterising planetary systems, as the morphology of stable debris belts may reveal the gravitational influence of giant planets sculpting the dust distribution through resonant interactions, (e.g. Wyatt 2003; Chiang et al. 2009; Morales et al. 2011; Su et al. 2013; Matthews et al. 2018). When combined with a flux density distribution (or spectral energy distribution, “SED”) of the system with adequate wavelength coverage, the spatial distribution of the dust structure can also provide constraints on the dust grain composition and size distribution.

To characterise planetary systems at the earliest stages, and specifically to identify where planets reside

shortly after the epoch of planet formation has ended, the *youngest* debris systems are particularly important. The nearest OB Associations (e.g. the Scorpius-Centaurus Association, ~ 10 -20 Myr, Pecaute et al. 2012) have provided numerous scattered light images of young debris disks (e.g. Matthews et al. 2017; Bonnefoy et al. 2017; Esposito et al. 2020). However, these associations are inherently at greater distances (~ 140 pc), limiting the achievable physical resolution of 8-10m telescopes. The best compromise offering close proximity (~ 20 -60 pc) and relative youth (~ 10 -100 Myr) are therefore nearby Young Moving Groups (“YMGs”, Torres et al. 2006; Bell et al. 2015; Gagné et al. 2018): loose associations of gravitationally unbound stars sharing similar galactic space motions. Indeed, early discoveries of debris disks around YMG members have been extremely important for the development of our understanding of planetary systems (Smith & Terrile 1984; Rebull et al. 2008; Donaldson et al. 2012; Riviere-Marichalar et al. 2014; Moór et al. 2016). The later-type members (spectral types K and later) of YMGs should form the majority of the population of these groups, but have only begun to be identified in large numbers in the last several years, partly with the arrival of kinematic data from the *Gaia* mission (e.g. Kraus et al. 2014; Gagné & Faherty 2018; Gaia Collaboration et al. 2018; Bowler et al. 2019). However, $\sim 90\%$ of all debris disks²³ imaged in scattered light are associated with spectral types earlier than K, due to observational limitations, or the higher surface brightness of disks associated with early-type stars that have higher luminosity. Therefore, late-type members of nearby YMGs may represent the best opportunity to identify a yet undiscovered population of young debris disks, key pieces in our process of mapping out the evolution of planetary systems from ~ 10 -100 Myr.

BD+45° 598 (2MASS J02211307+4600070, TYC 3294-2222-1) is a young, active, Li-rich K1-type star at 73.180 ± 0.123 pc (Gaia Collaboration et al. 2020)²⁴ that was first characterized in a spectroscopic survey of ROSAT All-Sky Survey (RASS) X-ray sources by Guillout et al. (2009), and later flagged by Moór et al. (2011) as a possible member of the β Pictoris Moving Group (BPMG, hereafter). Based on its 22 μm excess, BD+45° 598 was also identified in Cotten & Song (2016) as one of their “reserve” IR excess stars, reporting a $L_{IR}/L_{star} = 3.9 \times 10^{-4}$, and a dust temperature of 240 K. Note however that Cotten & Song (2016) report an excess only in the 22 μm band, and the temperature and luminosity of a two-parameter blackbody cannot be constrained by a single data point. The WISE emission could therefore arise from a more luminous dust population that resides much farther from the star and at a much cooler temperature.

In this paper, we report the discovery of an edge-on debris ring associated with BD+45° 598 obtained using high contrast imaging at the W.M. Keck Observatory (Figure 1). The clear signatures of youth and K1 spectral type make it a valuable object for the characterization

²³ Data obtained from webdisks.jpl.nasa.gov, accessed on 18 May 2020

²⁴ Distance calculated as $D = 1/\varpi$ with $\varpi = 13.6480 \pm 0.0230$ mas from Gaia Collaboration et al. (2020), corrected by -0.017 mas following Lindgren et al. (2020).

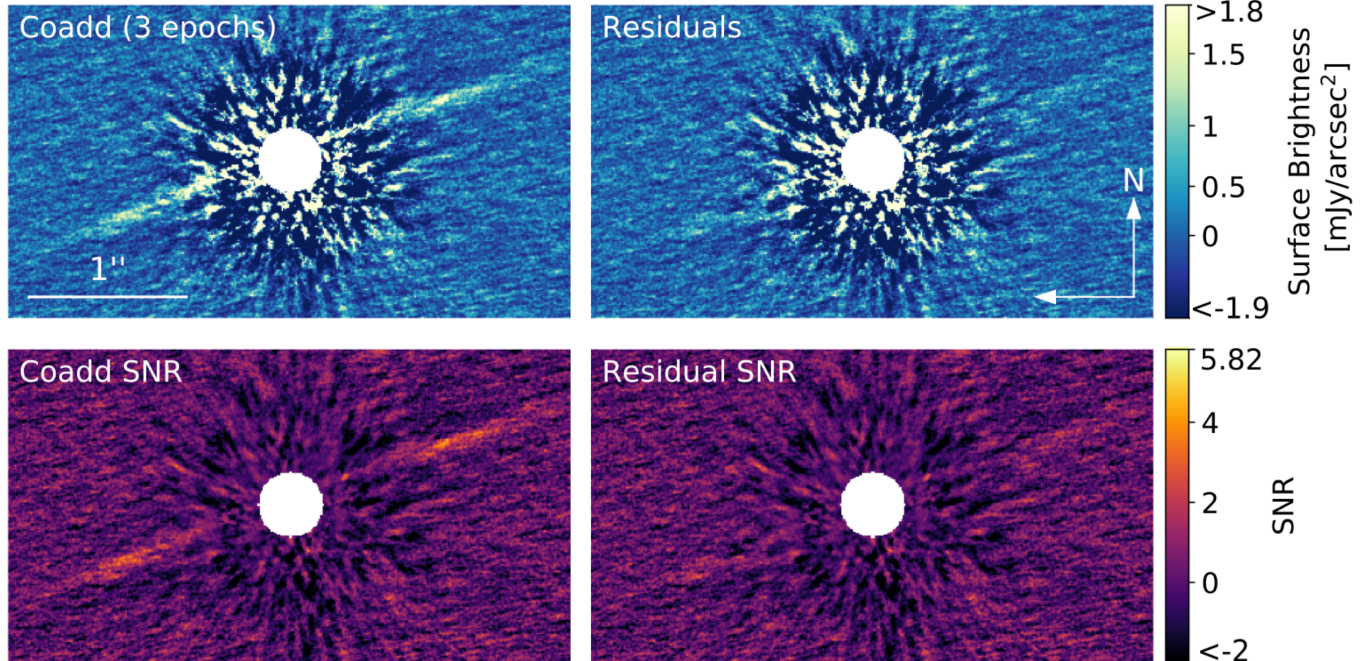


FIG. 1.— *Top row:* Co-added $2.2\ \mu\text{m}$ data for the three high-quality epochs (*top left*), and the co-added residual map with the best-fitting model subtracted from each epoch (*top right*). The weighted average of the three models presented in Table 1 has been subtracted from the cleaned data, which is then processed using the KLIP algorithm. While some of the stellar speckles are saturated in this image, the full dynamic range of the disk signal is displayed. *Bottom row:* Signal-to-noise maps of the coadded image and the residual image. The disk is detected at lower significance at very small separations from the star, due to the higher level of residual scattered starlight, as well as “self-subtraction” due to the KLIP algorithm. In the residual images, a faint signal can be seen along the plane of the disk at low significance. The top images are scaled with the square of the intensity, while the bottom images are scaled linearly.

of the early evolution of planetary systems surrounding late-type stars, similar to our own Solar System. In §2 we give an overview of our near-IR and millimeter observations and data processing, and in §3 we describe our model fitting process to both the infrared scattered light and millimeter images of the ring. In §4, we show that this object is a likely member of the BPMG, and we summarize in §5.

2. OBSERVATIONS & DATA POST PROCESSING

Below we describe our observational coverage of BD+45° 598 at the W.M. Keck Observatory, the James Clerk Maxwell Telescope (JCMT), Submillimeter Array (SMA), the Institut de RadioAstronomie Millimétrique (IRAM), and the Immersion Grating Infrared Spectrometer (IGRINS) at McDonald Observatory.

2.1. Scattered Light Observations at the W.M. Keck Observatory

Table 1 provides the detailed parameters of our observations of BD+45° 598, which was first observed on UT 2013 September 25 with the NIRC2 instrument at the W.M. Keck Observatory using the K' filter ($2.124\ \mu\text{m}$ central wavelength) and the 400 milliarcsecond coronagraphic mask. The two subsequent epochs of observation of BD+45° 598 were obtained using this mask, and the 200 milliarcsecond radius of this mask effectively sets the ultimate inner working angle for our observations. Seeing measurements obtained at Keck indicate that the average $0.5\ \mu\text{m}$ seeing for the 2013 and 2014 epochs ranged from $0.5\text{--}0.6''$, but was poorer ($\sim 0.8''$) for the 2015 epoch.

All scattered light observations were obtained using the Keck Adaptive Optics (“AO”) system (Wizinowich et al. 2000), operating in pupil tracking mode (Marois et al. 2006), to differentiate quasi-static speckles (e.g. Hinkley et al. 2007) from any bona fide astrophysical sources. To remove the residual, uncorrected starlight, we model this speckle pattern using a customized algorithm based on projections of the data onto Karhunen-Loève eigenimages (the Karhunen-Loève Image Processing or “KLIP” algorithm, Soummer et al. 2012). Subtracting this model from each image provides deep contrast relative to the host star. However, because of the $\sim 46^\circ$ declination of BD+45° 598, Table 1 shows that typically only $18^\circ\text{--}36^\circ$ of parallactic angle rotation could be achieved for each of our three epochs of scattered light imaging, meaning a substantial amount of residual scattered starlight contamination remains within $\sim 0.5''$.

In Figure 2 we show an image of BD+45° 598 with our three epochs of data coadded together, as well as a corresponding signal-to-noise (SNR) map of the same image. The disk was immediately identified in our first epoch (Figure 2, *top panels*), extending to $\sim 1''$ on each side of the star. The disk structure in the images was robust against the number of eigenmodes chosen in the post-processing algorithm, further indicating that the structure is a true astrophysical signal, and not residual, scattered starlight. However, to verify that the signal was indeed a physical structure associated with the star, BD+45° 598 was again detected using the K' filter at two subsequent epochs, 2014 October 02 and 2015 January 10 (see Figure 2). We also attempted another observation

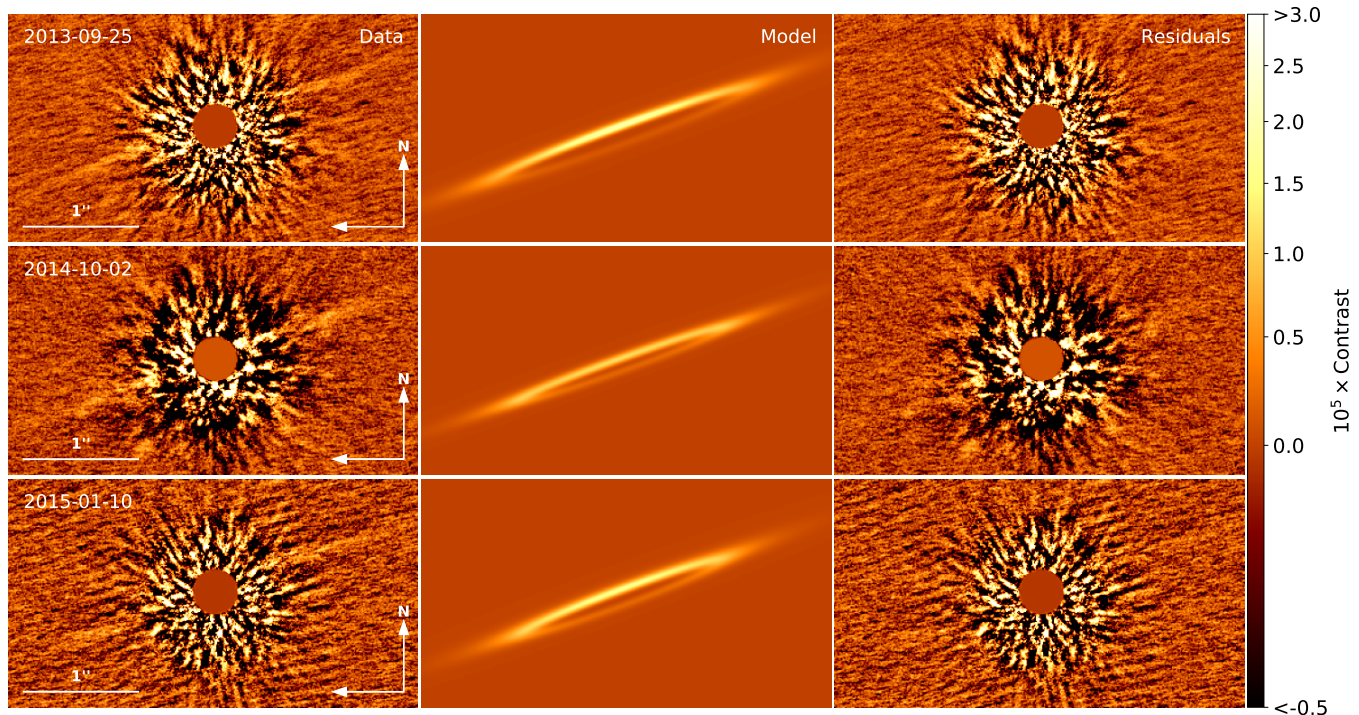


FIG. 2.— Processed $2.2\ \mu\text{m}$ data (left column) and best fitting models (middle) with corresponding residuals (right) for the three Keck/NIRC2 epochs in which the debris disk was detected. Full details of the fitting process and derived values are included in Section 3.

of BD+45° 598 on 2014 November 11, but this dataset suffered from poor atmospheric conditions corresponding to poor Adaptive Optics correction, resulting in a non-detection of the disk.

2.2. JCMT & SMA

BD+45° 598 was not observed by either the *Spitzer* or *Herschel* observatories, and there are only upper limits available at $60\ \mu\text{m}$ and $100\ \mu\text{m}$ from *IRAS*. So, as an additional check that this structure seen in the Keck images was not an artifact from the image post-processing, BD+45° 598 was observed at various dates between 2016 February 19 and 2016 August 10 for a total of 4.5 hours at $850\ \mu\text{m}$ (Band 3) using the SCUBA-2 instrument at the James Clerk Maxwell Telescope. The SCUBA-2 observations achieved an RMS sensitivity of 1.1 mJy per 14.5 arcsecond beam, but no signal at the location of BD+45° 598 was detected. These observations thus provide an upper limit of 3.3 mJy at $850\ \mu\text{m}$, and we do not include these limits for our analysis. Using the Submillimeter Array (SMA) on 2015 August 10, we observed BD+45° 598 at 224 GHz (1.3mm) in a six hour “filler track.” The array configuration using six antennas resulted in a $5.0 \times 2.7''$ beam, and using a point-source fit to the imaged visibilities, our observations revealed a $\sim 3.3\sigma$ detection of a source with a flux density of 2.17 ± 0.76 mJy, coincident with the location of the disk seen in scattered light. The observations followed standard procedures, with 3c84 and 0303+472 used as gain calibrators, and Uranus as the flux calibrator.

2.3. IRAM

With the goal of obtaining better resolution on the unresolved SMA detection, we observed the field around BD+45° 598 at 230.5 GHz during the winter periods

in 2015-16 and 2016-17 using seven antennae with the IRAM NOEMA interferometer at Plateau de Bure at an altitude of 2552 meters. The first session used the compact *BD* array configuration, with projected baseline lengths < 200 m on 2015 November 27 (2.1 hours) and 2015 December 02 (1.1 hours), the second session used the extended *A* array configuration, with projected baseline lengths up to 800 m on 2017 January 03 (6.4 hours). All observations were conducted during fair weather conditions (precipitable water vapour $\sim 2\text{-}3$ mm) apart from those on 2015 December 02 which were not used in our data processing. The data were processed with the Widex correlator over a bandwidth of 3.6 GHz centered on 230.5 GHz in both polarizations combined to provide total intensity visibilities. Phase calibrators J0136+478 and J0300+470 were used to monitor the atmospheric phase variations once every 30 minutes to remove its effect on the target phase. Absolute flux density calibration relies on the monitoring program of standard calibrators (MWC 349 and LkHa 101) conducted routinely by IRAM. At 1.3 mm, the flux density uncertainty can be up to 20%.

The NOEMA data were processed with the IRAM software GILDAS. The data acquired at the three epochs of observations were combined to provide satisfactory uv-coverage. Measured complex visibilities were Fourier inverted and deconvolved using the CLEAN algorithm (Högbom 1974) to provide the final intensity map shown in Figure 3. The data processing used natural cleaning with an elliptical support large enough to include the source and keep some sidelobes ($5''$ by $10''$ with a position angle close to the disk orientation in the Keck image). One thousand iterations were carried out, but the convergence of the flux density was satisfactorily reached after a few hundred. The image has a beam size of $(0.68'' \times 0.52'')$

TABLE 1
IMAGING OBSERVATIONS FOR BD+45° 598

Date (UT)	Observatory/Instrument	Wavelength/Mode	Integration Time	Notes
Scattered light imaging				
2013 September 25	WMKO/NIRC2	2.2 μm coronagraphy	50×30s = 1500s	parallactic angle rotation = 17.8°
2014 October 02	-	2.2 μm coronagraphy	130×20s = 2600s	parallactic angle rotation = 36.0°
2015 January 10	-	2.2 μm coronagraphy	64×24s = 1536s	parallactic angle rotation = 20.6°
1.3 mm imaging				
Various	JCMT/SCUBA-2	850 μm imaging	4.2 hr	
2015 August 10	SMA	224 GHz imaging	6.0 hr	Filler Observation
2015 November 27	IRAM/NOEMA	230.5 GHz imaging	2.1 hr	CD configuration, resolution: 2"
2015 December 02	-	-	1.1 hr	CD configuration, resolution: 2"
2017 January 03	-	-	6.4 hr	AZ configuration, resolution: 0.5"

and is limited in extent by the primary beam of individual antennas (18'' at 230 GHz).

In the CLEAN map shown in Figure 3, we find a millimeter-wavelength structure detected with a statistical significance of 4-5 σ , elongated and aligned with the edge-on disk seen in the Keck image (see discussion of the NOEMA data modelling in §3.2). The NOEMA structure is well centered at the optical position of BD+45° 598 provided by the *Gaia* DR2 catalogue (Gaia Collaboration et al. 2018) updated with its proper motion at the observation midpoint ($\alpha = 02^{\text{h}}21^{\text{m}}13.15055^{\text{s}} \pm 0.00013^{\text{s}}$ and $\delta = +46^{\circ}00'06.4333'' \pm 0.0011''$ at 2016.0). The Gaia and NOEMA celestial reference frames are aligned at the submilliarcsecond level (Lindgren 2020).

The elongated NOEMA structure in the map of Figure 3 is almost certainly millimeter-sized dust that traces a belt of planetesimals centered on BD+45° 598 corresponding to the Keck scattered light images. We note that the west side of the structure is more prominent than the east side, but our modelling finds that any brightness asymmetry is only at the $\sim 2\sigma$ level. The integrated flux density of the disk at $\lambda=1.3$ mm is 1.11 ± 0.17 mJy (statistical uncertainty). This measurement was done by fitting an ellipsoid to the data in the uv-plane with a priori values conjectured from the image itself. The photospheric flux density of BD+45° 598 is three orders of magnitude smaller at this wavelength and so does not contribute. Finally, using the beam full-width at half maximum combined with the distance to BD+45° 598, we can infer that the belt width is smaller than 35 AU.

2.4. IGRINS

For the purpose of kinematic analysis, we obtained an improved radial velocity of the star by observing with the IGRINS spectrograph (Park et al. 2014) at McDonald Observatory on 2015 October 23. A total exposure time of 360s was obtained in the ‘‘ABBA’’ observing pattern, and 200s were obtained for the purpose of telluric calibration on the star HD14212. Cross-correlation against other objects with similar spectral types provides an absolute radial velocity of 0.18 ± 0.22 km s $^{-1}$.

3. RESULTS & MODEL FITTING

Below we describe the result of our modelling of the 2.2 μm Keck scattered light images, as well as the IRAM interferometric imaging at 1.3mm.

3.1. Coronagraphic K' -band Scattered Light Imaging

Our K' -band coronagraphic images are presented in Figure 2 for the three epochs where we model the disk geometry. No disk signal was detected during our 2014 November 11 observations, and so we do not model these data. For the three epochs shown in Figure 2, we detect a peak signal-to-noise (SNR) ratio for the disk of 4.8, 4.8, and 4.7, respectively. The bottom panel of Figure 1 also shows a signal-to-noise (SNR) map for the combined dataset, indicating a peak SNR of 5.8. Figure 1 (top panel) also shows a measure of the disk surface brightness, indicating a peak surface brightness of ~ 1 -2 mJy/arcsec 2 . However, it should be noted that in the speckle dominated regime at inner working angles $\lesssim 0.5''$, some ‘‘self-subtraction’’ due to the KLIP algorithm will diminish the surface brightness of the disk by a factor of ~ 2 .

To constrain the disk geometry, we use an injection modelling process as described in Wahhaj et al. (2014) and Matthews et al. (2017). We fit a circular disk with five free parameters to the data. These parameters are the position angle, inclination angle, disk radius, forward scattering (parametrized by the Henyey-Greenstein parameter g), and an overall scaling term. Synthetic model images of an optically thin ring are generated using the GRaTeR radiative transfer code (Augereau et al. 1999), and then convolved with a Gaussian function to reproduce the resolution of the telescope. To generate disk models with GRaTeR, we use the following parametrization. The disk density is calculated as

$$\rho = \frac{\rho_0 \exp\left(\left[\frac{-|z|}{\xi_0} \left(\frac{r}{r_0}\right)^{-\beta}\right]^\gamma\right)}{\sqrt{\left(\frac{r}{r_0}\right)^{-2\alpha_{in}} + \left(\frac{r}{r_0}\right)^{-2\alpha_{out}}}}, \quad (1)$$

where r is the radial distance from the disk center, z is the vertical distance from the disk midplane, and the remaining terms are parameters defining the disk vertical and radial structure. For this work, the only disk parameters we fit are ρ_0 and r_0 ; values for the other parameters are fixed at $\alpha_{in} = 10$, $\alpha_{out} = -3$, $\xi_0 = 1$, $\beta = 0$ and $\gamma = 2$, i.e. we fit a thin, narrow ring and do not attempt to constrain the vertical disk structure since this is unresolved in the Keck/NIRC2 data.

The scattered light contribution from each point in the disk is calculated as:

$$F \propto \frac{\rho \times p(\theta)}{d^2}, \quad (2)$$

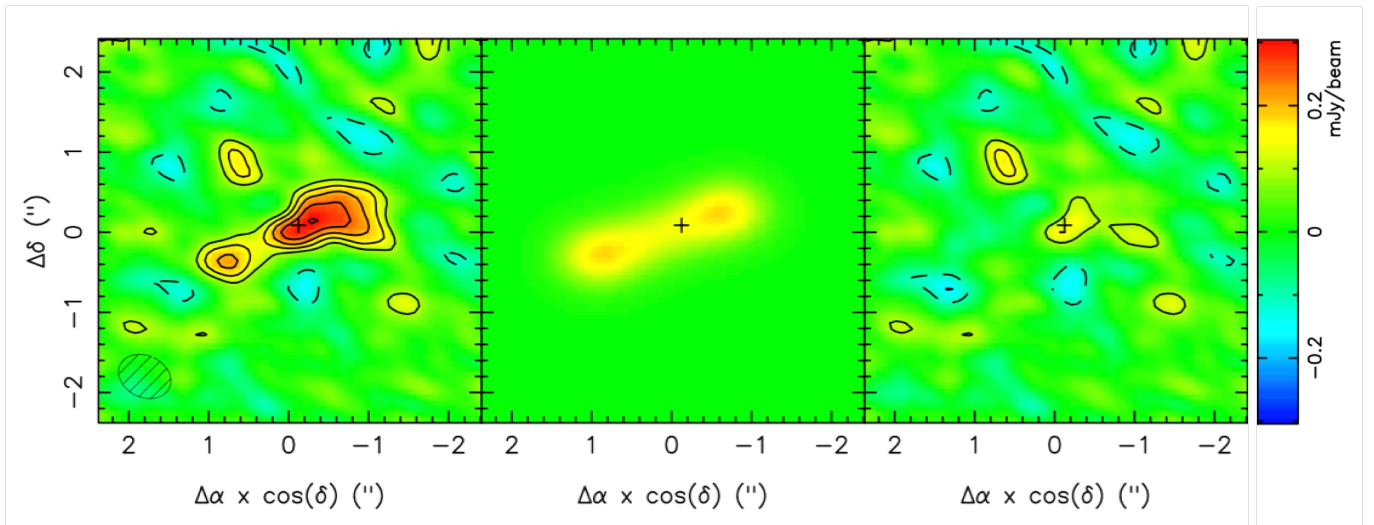


FIG. 3.— *Left*: NOEMA CLEAN map of the structure around BD+45° 598. *Middle*: best-fit model of the disk adjusted to the map as described in §3.2. *Right*: residual map when the model has been subtracted from the CLEAN map. The contours range from $-3, -2, +2, +3, \dots, 6\sigma$ in intervals of 1σ , where σ is $42\mu\text{Jy}/\text{beam}$. The color coded scale at the right is in units of mJy/beam , and the beam size is $0.68'' \times 0.52''$. The cross in the map corresponds to the position of the star given in §2.3.

TABLE 2
BEST FIT MODEL PARAMETERS TO OUR K'
SCATTERED LIGHT DATA. ρ_0 VALUES ARE QUOTED
RELATIVE TO THE FIRST EPOCH.

	2013 Sep 25	2014 Oct 02	2015 Jan 10
PA [°]	$109.9^{+0.6}_{-0.7}$	$109.5^{+0.9}_{-1.0}$	110.2 ± 1.2
i_{tilt} [°]	$86.9^{+3.0}_{-1.6}$	$87.1^{+3.2}_{-1.7}$	$86.1^{+2.2}_{-2.0}$
ρ_0	$1.0^{+0.9}_{-0.4}$	$0.7^{+1.0}_{-0.3}$	$0.9^{+0.7}_{-0.4}$
r_0 [au]	71^{+19}_{-17}	70^{+16}_{-27}	68^{+20}_{-11}
g	$0.44^{+0.32}_{-0.23}$	$0.28^{+0.43}_{-0.17}$	$0.33^{+0.36}_{-0.16}$

where θ is the scattering angle of the dust, and d is the distance from the star to each point, and $p(\theta)$ is the scattering phase function. In each fit, the disk is scaled by an arbitrary value ρ_0 , which takes into account the effect of various factors including the stellar luminosity, stellar distance and telescope gain. For $p(\theta)$ we use the Henyey-Greenstein scattering function:

$$p(\theta) = \frac{1}{4\pi} \frac{1 - g^2}{[1 - 2g \cos \theta + g^2]^{\frac{3}{2}}}. \quad (3)$$

This calculation is performed over a grid encompassing the entire disk, and contributions along each line of sight are added to create a final disk image. As well as the ρ_0 , r_0 and g disk parameters, we fit two geometrical viewing terms, namely the position angle and the inclination of the disk, denoted by “PA” and i_{tilt} .

These models are then rotated and subtracted from each individual data frame in the cleaned data cubes. These data cubes with negative disks injected are processed using the same KLIP algorithm discussed in §2.1. By injecting negative disk images into the cleaned data, we mimic a forward-modelling procedure whereby the throughput of the KLIP algorithm is accurately taken into account in the disk modelling. To determine the goodness-of-fit of each disk model, we calculate the χ^2 of a rectangular region enclosing the disk, with central pixels close to the star excluded.

The uncertainty per pixel is calculated as a function of radius. We first take the standard deviation of all those pixels outside the mask, in small annuli centered on the star. We then inflate these errors to account for the correlation between pixels. The inflation term is the square root of the number of pixels per correlated region, and is calculated from both the FWHM of the instrument and the radial elongation of speckles due to the filter width (see Figure 1). At radius r , the inflated error is $\sigma(r) = \sqrt{FWHM \times r \Delta\lambda / \lambda} \times \sigma_{\text{pixel}}(r)$, where λ and $\Delta\lambda$ are the central wavelength and bandpass of the NIRC2 K' filter. Using this method we find an initial fit value for the first epoch of data using a downhill minimization algorithm. We then initiate Metropolis Hastings MCMC chains from this initial value to explore the parameter space, and calculate the best fit and uncertainty values. MCMC chains are generated with `emcee` (Foreman-Mackey et al. 2013), probabilities are assigned to each sample as $\exp(-\chi^2/2)$, and we use uniform priors.

We find good fits to each of the three epochs, with the parameters showing good agreement between epochs. Images of the three best-fit models are shown in Figure 2 and best-fit parameters are listed in Table 2, where we list the median and uncertainties which include 34% of the samples on each side of this median value. The disk is $\sim 3^\circ$ from edge on, and has a radius of ~ 70 AU, although the radius is poorly constrained due to the viewing geometry. Given the relatively low signal-to-noise ratio of the disk, we are not able to detect additional structure with the current data.

3.2. IRAM NOEMA Imaging at 1.3mm

As the Keck scattered light data and the IRAM NOEMA 1.3mm data are sensitive to dust populations at different radii, we have chosen to model the Keck and NOEMA data separately, and not to perform a simultaneous fit. We have modelled the NOEMA image with the thermal emission of an optically thin ring and again use a Markov chain Monte Carlo (MCMC) approach using `emcee` (Foreman-Mackey et al. 2013). The fitting is

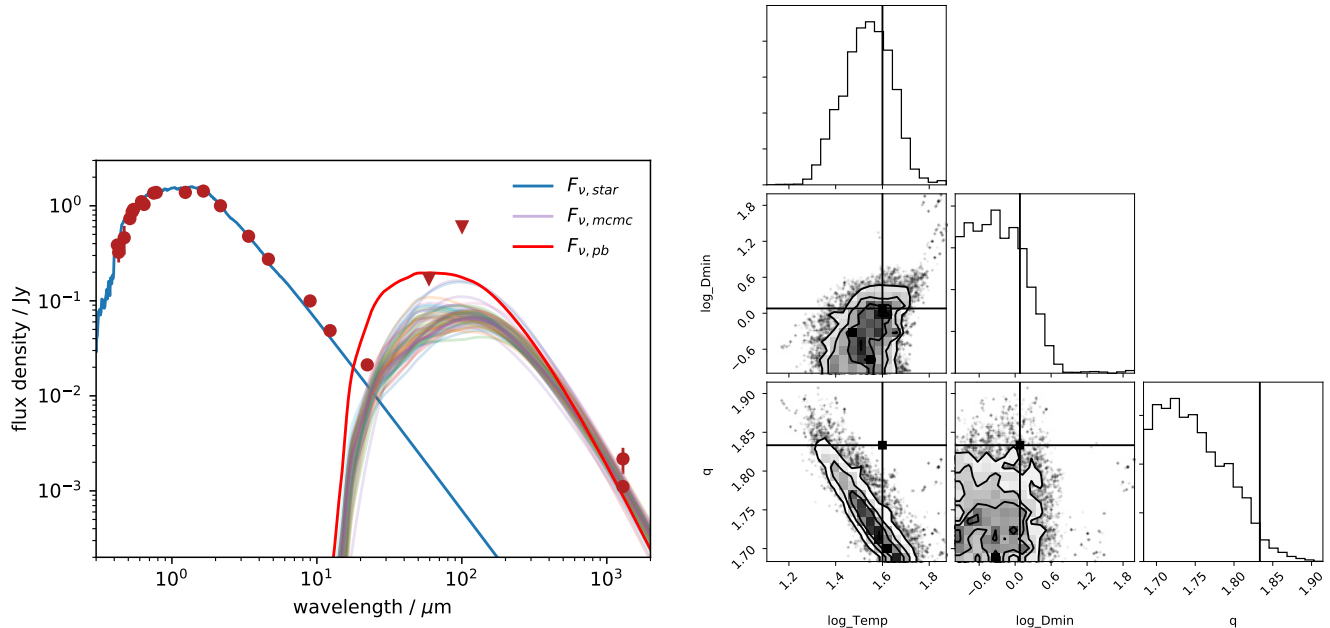


FIG. 4.— *Left*: Flux density distribution for BD+45° 598, showing observed photometry (filled circles). The blue line denoted by $F_{\nu,star}$ shows the 5280 K stellar model, and the theoretical model of the disk parent belt based on the NOEMA flux density is shown by the red line ($F_{\nu,pb}$). The MCMC best fits of the silicate model are shown by the semi-transparent lines. *Right*: The posterior distributions of the silicate belt parameters with the MCMC chains (crosses are parameter values for the theoretically expected model).

done by generating disk images, which are then convolved with the NOEMA beam, and then subtracted from the data to create a residual map (from which we compute a χ^2 value). With this approach, the NOEMA radius is constrained to $0.85''^{+0.18}_{-0.25}$ (62^{+13}_{-18} AU) comparable to the Kuiper belt radius, the inclination is $87^{\circ+0.46}_{-0.45}$ and the PA is $109.85^{\circ+0.11}_{-0.09}$. The belt radius derived from the NOEMA data is smaller than that derived from the Keck scattered light imaging ($r_0 \sim 70$ AU in Table 2) as expected since scattered light imaging will be sensitive to micron-sized grains that are likely blown to high eccentricity orbits by radiation pressure, while the NOEMA dataset will reveal millimeter-sized grains tracing the belt of larger planetesimals. Higher dynamic range maps would be needed for a detailed comparison of the NOEMA radius with the radius parameter r_0 of the grain surface density in the GRaTeR model used to fit the scattered light image. Lastly, with the current data, we cannot place strong limits on the belt width besides our constraint that it must be less than 35 AU based on FWHM argument mentioned in §2.3.

3.3. SED Modelling of BD+45° 598

To construct the SED shown in Figure 4, we collected optical (Tycho-2, APASS, Gaia) and infrared (2MASS, AKARI, WISE, IRAS) photometry for BD+45° 598. We fit the SED with various models, using PHOENIX spectra for the stellar photosphere (Hauschildt et al. 1997), and amorphous silicate spectra for the dust opacity (Li & Greenberg 1997). The silicate models use three parameters; a size distribution $n(D) \propto D^{2-3q}$ with a minimum size D_{\min} , a temperature that corresponds to the blackbody equilibrium temperature T_{bb} at the assumed stellocentric distance, and a normalisation parameter (e.g. mass, area, or fractional luminosity). These models are

fitted using `multinest` (Feroz et al. 2009) as described in Yelverton & Kennedy (2018), and also using Markov chain Monte Carlo (MCMC) using `emcee`.

We fit two models, both of which have the same stellar component and assume the same silicate optical properties. The first is a “theoretical” model, in which the dust size distribution is fixed to $q = 11/6$, the minimum grain size to $D_{\min} = 1.2 \mu\text{m}$, and the dust blackbody temperature to 40 K (as expected at 62 AU, the best-fit parent belt location from modelling the NOEMA data). The only parameter for the dust component in this model is the normalisation, and it should fit the data if these fairly standard assumptions are correct. The second model is the same, but parameters are allowed to vary.

The best fit stellar model in both cases has an effective temperature of 5280 ± 100 K, consistent with our analysis in §4. The luminosity is $L_* = 1.4L_{\odot}$, for which the blowout grain size is $1.2 \mu\text{m}$. The dust models are shown in Figure 4; the red line shows the theoretical model given the parent belt location as imaged by NOEMA ($F_{\nu,pb}$), while the semi-transparent lines show a handful of dust models from MCMC fitting that are consistent with the data ($F_{\nu,mcmc}$). The posterior distributions of the silicate belt parameters are shown in Figure 4, which also shows the parameters of the theoretically expected model. The theoretical model is inconsistent with the posterior distributions for the fitted model, whose size distribution slope is significantly shallower. This discrepancy is caused by the NOEMA flux density being higher than predicted given the mid-IR excess seen with WISE; this pushes the fitted models towards shallower size distributions, whose behaviour can be understood in terms of the models presented by Kennedy & Wyatt (2014), e.g. Figure 11 in that work.

The astrosilicate model used here therefore illustrates that there may be a discrepancy between the mid-IR and

mm-wave data, in terms of our ability to explain both with a dust population at a single stellocentric radius. This might be resolved with deeper mm-wave imaging to better locate the belt; a more distant location (i.e. a cooler T_{bb}) would allow a steeper size distribution to fit the data (Figure 4). Alternatively, the dust spectrum may not come from a single location, for example comprising both warm inner dust as well as cool outer dust. Nonetheless, we use our fitted model of the infrared excess to calculate a fractional luminosity of $L_{\text{IR}}/L_{\text{tot}} = 6_{-1}^{+2} \times 10^{-4}$, higher than that of the debris disk around AU Mic ($L_{\text{IR}}/L_{\text{tot}} \simeq 3.5 \times 10^{-4}$; Matthews et al. 2015).

3.4. Sensitivity to Low Mass Companions

No significant evidence for point sources that may be self-luminous, massive companions to BD+45° 598 was found within our Keck scattered light images. To assess the sensitivity of our near-infrared coronagraphic observations to substellar companions in the vicinity of BD+45° 598, we start with the angular measure of our achieved 5σ contrast relative to the host star (i.e. a “contrast curve”). Here we present the contrast performance for only the 2013 September 25 epoch, as this dataset delivered the best constraints on planetary mass companions that might be dynamically interacting with the disk. We then use this measure of our 5σ contrast, together with the models of Phillips et al. (2020) assuming an age of 23 ± 3 Myr for the BPMG, to calculate the lower mass limit of substellar objects that would be detectable with our observations described in §2.1. Figure 5 shows this sensitivity to substellar companions as a function of projected orbital separation from the host star. Figure 5 also shows a detection probability map (right panel) based on our estimated contrast curve, and generated using the Exo-DMC algorithm (Bonavita 2020), demonstrating that our observations are sensitive to $\sim 8 M_{\text{Jup}}$ objects at 50 AU, and $\sim 3 M_{\text{Jup}}$ objects at ~ 100 AU. In the left panel of Figure 5, we also indicate the upper and lower estimates of the age of the BPMG (27 and 21 Myr, respectively), however, these different ages do not substantially change our overall sensitivity.

4. AGE OF BD+45° 598

BD+45° 598 was first characterized in a spectroscopic survey of ROSAT All-Sky Survey (RASS) X-ray sources by Guillout et al. (2009). Of the ~ 1000 ROSAT sources studied in that work, BD+45° 598 had the third highest equivalent width of Li I $\lambda 6707.8$ ($\text{EW} \simeq 300.8 \pm 11.6$ mÅ), which is above the upper envelope of values seen for Pleiades members. Independent of any other considerations, this observation constrains the star’s age to empirically be $\lesssim 100$ Myr (e.g. Luhman et al. 2005). Kiraga & Stepień (2013) report that the star exhibits saturated X-ray emission, $\log(L_{\text{X}}/L_{\text{bol}}) = -3.36 \pm 0.14$, and its ASAS photometry shows that the star is a relatively fast rotator (4.73 day period) with strong V-band variability (amplitude $\simeq 0.07$ mag).

Moór et al. (2011) claimed that BD+45° 598 is comoving with the star HD 15745, another star with a debris disk imaged in scattered light (Kalas et al. 2007) situated 9° away, and they further argue based on kinematics and youth indicators that both stars are likely to be members

of the BPMG. The median age of the BPMG is now constrained to $< 15\%$ accuracy (23 ± 3 Myr, Mamajek & Bell 2014; Bell et al. 2015). Binks et al. (2020) used the Gaia Collaboration (2018) astrometry and an adopted radial velocity of $v_R = -1.191 \pm 1.045$ km s $^{-1}$ to estimate a Galactic velocity for BD+45° 598 of $U, V, W = -10.52, -17.32, -9.04$ ($\pm 0.77, \pm 0.67, \pm 0.26$) km s $^{-1}$. Using the Bayesian classification tool BANYAN Σ , as well as the velocity and position centroids of Gagné et al. (2018), these authors also remark that BD+45° 598 is closest to that of BPMG, the 32 Ori group, and the ϵ Cha group. Binks et al. (2020) notes that the membership probability is highest (yet still meager: 0.3%) for BPMG, providing further support for the membership assignment of Moór et al. (2011). We adopt the new Gaia EDR3 astrometry (Gaia Collaboration et al. 2020) and an updated average radial velocity²⁵ of $v_R = -0.8 \pm 0.3$ km s $^{-1}$, and estimate an updated velocity of $U, V, W = -10.8, -17.0, -9.2$ ($\pm 0.2, \pm 0.2, \pm 0.2$) km s $^{-1}$. In Figure 6 we show the U, V, W galactic space velocity for BD+45° 598 compared with the representations of several young moving groups taken from Malo et al. (2014) and Weinberger et al. (2013), showing that in all three projections, the Galactic space velocity of BD+45° 598 is consistent with membership to the BPMG. However, running the revised astrometry and radial velocity through the BANYAN Σ kinematic membership tool of Gagné et al. (2018) results in an updated membership probability of 0.2% to BPMG and 99.8% to “field” (with no other groups breaking above 0.1%).

The reasons for the relatively low probability of membership to the BPMG returned by BANYAN Σ for BD+45° 598 are clear, and primarily stem from its galactic position. Current models of the spatial/kinematic distribution of the BPMG have been primarily constructed using stars within ~ 20 -50 pc (e.g. Zuckerman et al. 2001). Therefore, when presented with a target like BD+45° 598 at ~ 73 pc, tools such as BANYAN Σ , will automatically assign a lower membership probability. Indeed, more distant stars like BD+45° 598 that also show multiple clear signs of youth may be essential for extending the model of BPMG members to greater distances. Additionally, the star lies only $\sim 14^\circ$ above the galactic plane and has relatively small proper motion, which substantially increases the chances of it being assigned as an interloper to any association by such tools. However, the numerous pieces of evidence pointing to the youth of this star discussed above essentially rule out any chances of being an interloper.

The measured parallax of BD+45° 598 from Gaia means that a HR diagram analysis can be performed to analyze the potential membership to the BPMG. When we compare the $G - K_s$ versus M_G color-magnitude data for the BPMG members in the survey by Binks et al. (2020), we find that BD+45° 598 ($G - K_s = 1.68$, $M_G = 4.40$) appears right on the single-star trend for BPMG members (approximately $M_G = 1.13 + 1.968(G - K_s)$, for $1.5 < G - K_s < 4.0$). For the $G - K_s$ color of BD+45° 598, one would expect a typical BPMG member to have $M_G \simeq 4.44$, remarkably within 0.04 mag of

²⁵ Unweighted mean of reported radial velocities from Guillout et al. (2009), Moór et al. (2011), Gaia Collaboration (2018), and this study.

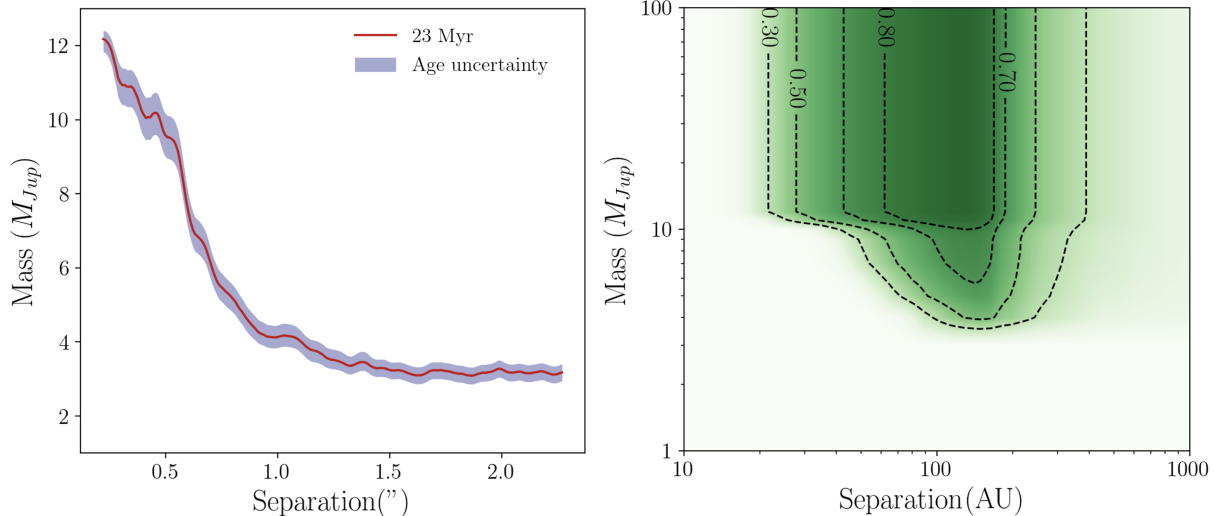


FIG. 5.— *Left*: Our measured K' -band scattered light contrast limit expressed as the lowest achievable mass (in Jupiter masses) versus orbital separation in AU using the evolutionary models of Phillips et al. (2020). To bound our contrast limit, we also incorporate the upper and lower estimates of the age of the BPMG (27 and 21 Myr, respectively). *Right*: a probability map for the detection of planetary mass companions calculated using Exo-DMC (Bonavita 2020) using the best estimate age of 23 Myr.

that observed for the star. Thus, we agree with the assessment of Moór et al. (2011), finding that the proper motion of BD+45° 598, radial velocity, color-magnitude diagram position, presence of lithium, and X-ray emission, *all* seem to be consistent with membership of the star to the BPMG.

5. SUMMARY AND CONCLUSIONS

We have identified a nearly edge-on circumstellar debris disk, imaged in scattered light at the W.M. Keck Observatory, associated with the nearby K1 star BD+45° 598. We have shown that this star’s proper motion, radial velocity, color-magnitude diagram position, presence of lithium, and X-ray emission, are all consistent with membership in the BPMG with age 23 ± 3 Myr. Using the NOEMA interferometer at the Plateau de Bure Observatory operating at 1.3 mm, we also find a $4\text{-}5\sigma$ detection of a source aligned with the orientation of the disk structure in the $2.2\ \mu\text{m}$ images. Our best fitting model to the disk scattered light images is one with a peak disk radius at ~ 70 AU, and a fractional luminosity $L_{\text{IR}}/L_{\text{tot}} \simeq 6_{-1}^{+2} \times 10^{-4}$. Recently Moór et al. (2020) and Tanner et al. (2020) presented the discovery of CP-72 2713, another BPMG member with a cold debris disk, and a relatively high fractional luminosity of 1.1×10^{-3} , suggesting it is a more massive, dust-rich “sibling” to the debris disk system associated with AU Mic ($L_{\text{IR}}/L_{\text{tot}} \simeq 3.5 \times 10^{-4}$; Matthews et al. 2015). With a fractional luminosity of $L_{\text{IR}}/L_{\text{tot}} \simeq 6_{-1}^{+2} \times 10^{-4}$, our study suggests BD+45° 598 could also be considered another dust-rich counterpart to AU Mic. However, some differences between AU Mic and BD+45° 598 are apparent. Namely, previous studies of AU Mic using the SMA and ALMA find a central radius for the emission belt of 35-40 AU (Wilner et al. 2012; MacGregor et al. 2013), while our observations find a significantly larger radius of ~ 70 AU.

Systems like BD+45° 598 and CP-72 2713 may be examples of newly identified late-type members of YMGs that provide an opportunity to study the evolution of de-

bris disks starting at the earliest ages. Discovery of more such systems would complement previous infrared and millimeter surveys for debris disks within nearby young moving groups (e.g. Rebull et al. 2008; Donaldson et al. 2012; Riviere-Marichalar et al. 2014; Moór et al. 2016; Holland et al. 2017; Binks & Jeffries 2017). While the youngest associations of stars have been efficient at producing scattered light systems (e.g. Sco-Cen, Esposito et al. 2020), debris structures in nearby YMGs span a range of ages from $\sim 10\text{-}100$ Myr, which will allow us to image in sequence the evolution of circumstellar environments after the era of massive planet formation has ceased. Thus, with its young age of ~ 20 Myr, and reasonably close proximity (~ 70 pc), BD+45° 598 will be an excellent target for upcoming high contrast imaging missions in the northern hemisphere (e.g. Chilcote et al. 2018), to search for massive companions at close orbital separations ($\sim 5\text{-}20$ AU), or possibly even much lower-mass companions at wider orbital separations (20-200 AU) using the upcoming James Webb Space Telescope (Hinkley et al. 2018; Carter et al. 2021).

We thank the anonymous referee for several helpful comments, which improved the quality of the manuscript. Some of this work was performed in part under an NSF Astronomy and Astrophysics Postdoctoral Fellowship under award AST-1203023. Some of the data presented herein were obtained at the W.M. Keck Observatory, which is operated as a scientific partnership among the California Institute of Technology, the University of California and NASA. The Observatory was made possible by the generous financial support of the W.M. Keck Foundation. The authors wish to recognize and acknowledge the very significant cultural role and reverence that the summit of Mauna Kea has always had within the indigenous Hawaiian community. Part of this work has been carried out within the framework of the National Centre of Competence in Research PlanetS supported by the Swiss National Science Foundation. ECM acknowledges the financial support of the SNSF. GMK is

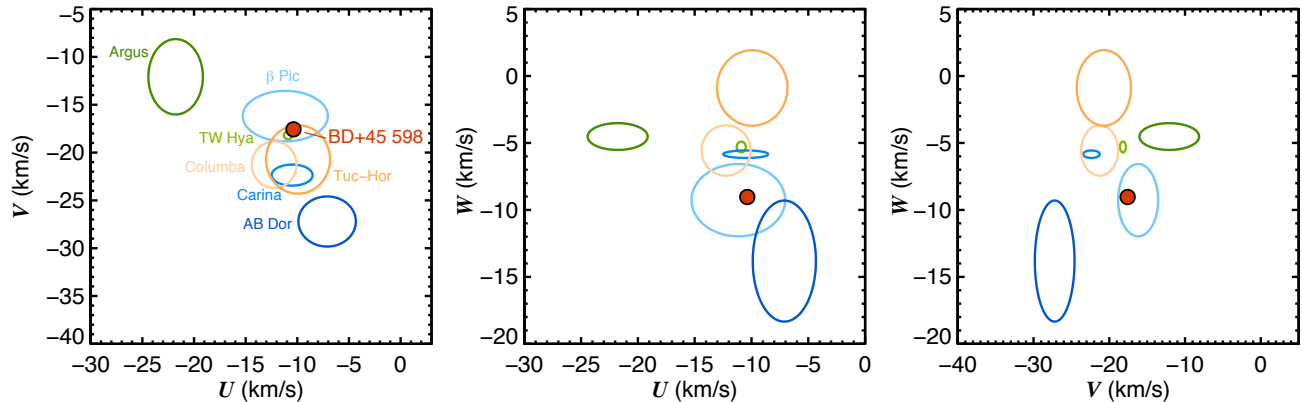


FIG. 6.— The galactic space velocity representation for several nearby young moving groups (ellipses), as defined from Malo et al. (2014), except for TW Hya taken from Weinberger et al. (2013). The position of BD+45° 598 in this space is shown by the red point, and in all three projections is consistent with membership to the BPMG.

supported by the Royal Society as a Royal Society University Research Fellow. The Submillimeter Array is a joint project between the Smithsonian Astrophysical Observatory and the Academia Sinica Institute of Astronomy and Astrophysics and is funded by the Smithsonian Institution and the Academia Sinica. This work used the Immersion Grating Infrared Spectrometer (IGRINS) that was developed under a collaboration between the University of Texas at Austin and the Korea Astronomy and Space Science Institute (KASI) with the financial support of the Mt. Cuba Astronomical Foundation, of

the US National Science Foundation under grants AST-1229522 and AST-1702267, of the McDonald Observatory of the University of Texas at Austin, of the Korean GMT Project of KASI, and Gemini Observatory. This paper includes data taken at The McDonald Observatory of The University of Texas at Austin. Part of this research was carried out at the Jet Propulsion Laboratory, California Institute of Technology, under a contract with the National Aeronautics and Space Administration (80NM0018D0004).

REFERENCES

- Augereau, J. C., Lagrange, A. M., Mouillet, D., Papaloizou, J. C. B., & Grorod, P. A. 1999, *A&A*, 348, 557
- Augereau, J. C., Nelson, R. P., Lagrange, A. M., Papaloizou, J. C. B., & Mouillet, D. 2001, *A&A*, 370, 447
- Aumann, H. H., Gillett, F. C., Beichman, C. A., de Jong, T., & Houck, 1984, *ApJ*, 278, L23
- Backman, D. E., & Paresce, F. 1991, *Meteoritics*, 26, 314
- Bell, C. P. M., Mamajek, E. E., & Naylor, T. 2015, *MNRAS*, 454, 593
- Binks, A. S., & Jeffries, R. D. 2017, *MNRAS*, 469, 579
- Binks, A. S., Jeffries, R. D., & Wright, N. J. 2020, *MNRAS*, 494, 2429
- Bonavita, M. 2020, *Exo-DMC: Exoplanet Detection Map Calculator*
- Bonnefoy, M., Milli, J., M enard, F., Vigan, A., & Lagrange, A. M. 2017, *A&A*, 597, L7
- Bowler, B. P., Hinkley, S., Ziegler, C., Baranec, C., & Gizis, J. E. 2019, *ApJ*, 877, 60
- Bryden, G., Beichman, C. A., Carpenter, J. M., Rieke, G. H., & Stapelfeldt, K. R. 2009, *ApJ*, 705, 1226
- Carpenter, J. M., Bouwman, J., Mamajek, E. E., Meyer, M. R., & Hillenbrand, L. A. 2009, *ApJS*, 181, 197
- Carter, A. L., Hinkley, S., & Bonavita, M. 2021, *MNRAS*, 501, 1999
- Chiang, E., Kite, E., Kalas, P., Graham, J. R., & Clampin, M. 2009, *ApJ*, 693, 734
- Chilcote, J. K., Bailey, V. P., De Rosa, R., Macintosh, B., & Nielsen, E. 2018, in *Society of Photo-Optical Instrumentation Engineers (SPIE) Conference Series*, Vol. 10702, Proc. SPIE, 1070244
- Cotten, T. H., & Song, I. 2016, *ApJS*, 225, 15
- Dominik, C., & Decin, G. 2003, *ApJ*, 598, 626
- Donaldson, J. K., Roberge, A., Chen, C. H., Augereau, J. C., & Dent, W. R. F. 2012, *ApJ*, 753, 147
- Eiroa, C., Marshall, J. P., Mora, A., Montesinos, B., & Absil, O. 2013, *A&A*, 555, A11
- Esposito, T. M., Kalas, P., Fitzgerald, M. P., Millar-Blanchaer, M. A., & Duchene, G. 2020, arXiv e-prints, arXiv:2004.13722
- Feroz, F., Hobson, M. P., & Bridges, M. 2009, *MNRAS*, 398, 1601
- Foreman-Mackey, D., Hogg, D. W., Lang, D., & Goodman, J. 2013, *PASP*, 125, 306
- Gagn e, J., & Faherty, J. K. 2018, *ApJ*, 862, 138
- Gagn e, J., Mamajek, E. E., Malo, L., Riedel, A., & Rodriguez, D. 2018, *ApJ*, 856, 23
- Gaia Collaboration. 2018, *VizieR Online Data Catalog*, I/345
- Gaia Collaboration, Brown, A. G. A., Vallenari, A., Prusti, T., & de Bruijne, J. H. J. 2018, *A&A*, 616, A1
- Gaia Collaboration, Brown, A. G. A., Vallenari, A., Prusti, T., de Bruijne, J. H. J., Babusiaux, C., & Biermann, M. 2020, arXiv e-prints, arXiv:2012.01533
- Guillout, P., Klutsch, A., Frasca, A., Freire Ferrero, R., & Marilli, E. 2009, *A&A*, 504, 829
- Hauschildt, P. H., Baron, E., & Allard, F. 1997, *ApJ*, 483, 390
- Hillenbrand, L. A., Carpenter, J. M., Kim, J. S., Meyer, M. R., & Backman, D. E. 2008, *ApJ*, 677, 630
- Hinkley, S., Carter, A., Biller, B., & Skemer, A. 2018, in *European Planetary Science Congress, EPSC2018-923*
- Hinkley, S., Oppenheimer, B. R., Soummer, R., Sivaramakrishnan, A., & Roberts, Jr., L. C. 2007, *ApJ*, 654, 633
- H ogbom, J. A. 1974, *A&AS*, 15, 417
- Holland, W. S., Matthews, B. C., Kennedy, G. M., Greaves, J. S., & Wyatt, M. C. 2017, *MNRAS*, 470, 3606
- Hughes, A. M., Duch ene, G., & Matthews, B. C. 2018, *ARA&A*, 56, 541
- Janson, M., Brandt, T. D., Moro-Mart ın, A., Usuda, T., & Thalmann, C. 2013, *ApJ*, 773, 73
- Kalas, P., Duchene, G., Fitzgerald, M. P., & Graham, J. R. 2007, *ApJ*, 671, L161

- Kennedy, G. M., & Wyatt, M. C. 2014, *MNRAS*, 444, 3164
- Kenyon, S. J., & Bromley, B. C. 2004, *AJ*, 127, 513
- , 2008, *ApJS*, 179, 451
- Kiraga, M., & Stepień, K. 2013, *Acta Astronomica*, 63, 53
- Kraus, A. L., Shkolnik, E. L., Allers, K. N., & Liu, M. C. 2014, *AJ*, 147, 146
- Launhardt, R., Henning, T., Quirrenbach, A., Ségransan, D., & Avenhaus, H. 2020, *A&A*, 635, A162
- Li, A., & Greenberg, J. M. 1997, *A&A*, 323, 566
- Lindgren, L. 2020, *A&A*, 633, A1
- Lindgren, L., Bastian, U., & Biermann, e. a. 2020, arXiv e-prints, arXiv:2012.01742
- Luhman, K. L., Stauffer, J. R., & Mamajek, E. E. 2005, *ApJ*, 628, L69
- MacGregor, M. A., Wilner, D. J., Rosenfeld, K. A., Andrews, S. M., & Matthews, B. 2013, *ApJ*, 762, L21
- Malo, L., Doyon, R., Feiden, G. A., Albert, L., & Lafrenière, D. 2014, *ApJ*, 792, 37
- Mamajek, E. E., & Bell, C. P. M. 2014, *MNRAS*, 445, 2169
- Marois, C., Lafrenière, D., Doyon, R., Macintosh, B., & Nadeau, D. 2006, *ApJ*, 641, 556
- Matthews, B. C., Kennedy, G., Sibthorpe, B., Holland, W., & Booth, M. 2015, *ApJ*, 811, 100
- Matthews, B. C., Krivov, A. V., Wyatt, M. C., Bryden, G., & Eiroa, C. 2014, in *Protostars and Planets VI*, ed. H. Beuther, R. S. Klessen, C. P. Dullemond, & T. Henning, 521
- Matthews, B. C., Sibthorpe, B., Kennedy, G., Phillips, N., & Churcher, L. 2010, *A&A*, 518, L135
- Matthews, E., Hinkley, S., Vigan, A., Kennedy, G., & Rizzuto, A. 2017, *ApJ*, 843, L12
- Matthews, E., Hinkley, S., Vigan, A., Kennedy, G., & Sutcliffe, B. 2018, *MNRAS*, 480, 2757
- Meshkat, T., Mawet, D., Bryan, M. L., Hinkley, S., & Bowler, B. P. 2017, *AJ*, 154, 245
- Moór, A., Kóspál, Á., Ábrahám, P., Balog, Z., & Csengeri, T. 2016, *ApJ*, 826, 123
- Moór, A., Pascucci, I., Kóspál, Á., Ábrahám, P., & Csengeri, T. 2011, *ApJS*, 193, 4
- Moór, A., Pawellek, N., Ábrahám, P., Kóspál, Á., & Vida, K. 2020, *AJ*, 159, 288
- Morales, F. Y., Rieke, G. H., Werner, M. W., Bryden, G., & Stapelfeldt, K. R. 2011, *ApJ*, 730, L29+
- Moro-Martín, A., Marshall, J. P., Kennedy, G., Sibthorpe, B., & Matthews, B. C. 2015, *ApJ*, 801, 143
- Mouillet, D., Larwood, J. D., Papaloizou, J. C. B., & Lagrange, A. M. 1997, *MNRAS*, 292, 896
- Mustill, A. J., & Wyatt, M. C. 2009, *MNRAS*, 399, 1403
- Nielsen, E. L., De Rosa, R. J., Macintosh, B., Wang, J. J., & Ruffio, J.-B. 2019, *The Astronomical Journal*, 158, 13
- Pan, M., & Schlichting, H. E. 2012, *ApJ*, 747, 113
- Park, C., Jaffe, D. T., Yuk, I.-S., Chun, M.-Y., & Pak, S. 2014, in *Proc. SPIE*, Vol. 9147, *Ground-based and Airborne Instrumentation for Astronomy V*, 91471D
- Patel, R. I., Metchev, S. A., Heinze, A., & Trollo, J. 2017, *AJ*, 153, 54
- Pecaut, M. J., Mamajek, E. E., & Bubar, E. J. 2012, *ApJ*, 746, 154
- Phillips, M. W., Tremblin, P., Baraffe, I., Chabrier, G., & Allard, N. F. a. 2020, *A&A*, 637, A38
- Rameau, J., Chauvin, G., Lagrange, A. M., Klahr, H., & Bonnefoy, M. 2013, *A&A*, 553, A60
- Rebull, L. M., Stapelfeldt, K. R., Werner, M. W., Mannings, V. G., & Chen, C. 2008, *ApJ*, 681, 1484
- Rieke, G. H., Su, K. Y. L., Stansberry, J. A., Trilling, D., & Bryden, G. 2005, *ApJ*, 620, 1010
- Riviere-Marichalar, P., Barrado, D., Montesinos, B., Duchêne, G., & Bouy, H. 2014, *A&A*, 565, A68
- Sibthorpe, B., Kennedy, G. M., Wyatt, M. C., Lestrade, J. F., & Greaves, J. S. 2018, *MNRAS*, 475, 3046
- Silverberg, S. M., Kuchner, M. J., Wisniewski, J. P., & Bans, A. S. 2018, *ApJ*, 868, 43
- Smith, B. A., & Terrile, R. J. 1984, *Science*, 226, 1421
- Soummer, R., Pueyo, L., & Larkin, J. 2012, *ApJ*, 755, L28
- Su, K. Y. L., Rieke, G. H., Malhotra, R., Stapelfeldt, K. R., & Hughes, A. M. 2013, *ApJ*, 763, 118
- Tanner, A., Plavchan, P., Bryden, G., Kennedy, G., & Matrá, L. 2020, *PASP*, 132, 084401
- Torres, C. A. O., Quast, G. R., da Silva, L., de La Reza, R., & Melo, C. H. F. 2006, *A&A*, 460, 695
- Trilling, D. E., Bryden, G., Beichman, C. A., Rieke, G. H., & Su, K. Y. L. 2008, *ApJ*, 674, 1086
- Wahhaj, Z., Liu, M. C., Biller, B. A., Nielsen, E. L., & Hayward, T. L. 2014, *A&A*, 567, A34
- Weinberger, A. J., Anglada-Escudé, G., & Boss, A. P. 2013, *ApJ*, 762, 118
- Wilner, D. J., Andrews, S. M., MacGregor, M. A., & Hughes, A. M. 2012, *ApJ*, 749, L27
- Wizinowich, P., Acton, D. S., Shelton, C., Stomski, P., & Gathright, J. 2000, *PASP*, 112, 315
- Wyatt, M. C. 2003, *ApJ*, 598, 1321
- , 2005, *A&A*, 440, 937
- , 2008, *ARA&A*, 46, 339
- Wyatt, M. C., & Dent, W. R. F. 2002, *MNRAS*, 334, 589
- Yelverton, B., & Kennedy, G. M. 2018, *MNRAS*, 479, 2673
- Zuckerman, B., Song, I., Bessell, M. S., & Webb, R. A. 2001, *ApJ*, 562, L87