

1 EVALUATING THE POTENTIAL OF PYRIPROXYFEN DISSEMINATION USING
2 MOSQUITO HOME SYSTEM AGAINST *Aedes albopictus* AT DENGUE HOTSPOT
3 AREA.

4
5 Ahmad Mohiddin Mohd Ngesom¹, Nazni Wasi Ahmad², Lee Han Lim², Asmalia Md Lasim³,
6 David Greenhalgh⁴, Mazrura Sahani¹, Rozita Hod⁵, Hidayatulfathi Othman^{1*}

7
8 ¹ *Faculty of Health Sciences, Universiti Kebangsaan Malaysia*

9 ² *Medical Entomology Unit, Institute for Medical Research*

10 ³ *Faculty of Science and Technology, Universiti Kebangsaan Malaysia.*

11 ⁴ *Department of Mathematics and Statistics, University of Strathclyde, United Kingdom.*

12 ⁵ *Department of Communiy Health, Universiti Kebangsaan Malaysia*

13
14 **Corresponding Author: hida@ukm.edu.my*

15

16

17

18

19

20

21

22

23

24

25

26

ABSTRACT

27 *Aedes* mosquitoes were found to lay their eggs in the cryptic breeding sites. Eliminating cryptic
28 and open breeding sites is essential in reducing dengue virus transmission. However, it is often
29 challenging for health officers to assess these breeding sites which are usually missed during larval
30 surveillance. The autodissemination approach may produce a better outcome by manipulating
31 female mosquitoes to disperse insecticide to other *Aedes* spp. mosquito habitats. Thus, the present
32 study aims to evaluate the effectiveness of the pyriproxyfen autodissemination technique using
33 Mosquito Home System against the population of mosquitoes. This study was conducted in Bandar
34 Baru Bangi, Selangor, Malaysia. The Mosquito Home System was deployed to control *Aedes* spp.
35 populations at treatment sites using before-after-control-impact (BACI) design. The presence of
36 pyriproxyfen distribution was confirmed using the WHO larval bioassay which resulted in 10-35%
37 larvae mortalities. Autodissemination of pyriproxyfen significantly reduced the population size of
38 mosquito eggs ($p<0.05$), larvae ($p<0.05$), and ovitrap index ($p<0.05$) at the treatment areas
39 compared to the control areas. Moreover, rainfall was correlated positively against ovitrap index (r
40 = 0.247), larvae ($r = 0.420$) and eggs ($r = 0.422$). The study provides promising results for
41 controlling *Aedes* spp. populations and also highlights the potentials of this technique as an
42 alternative in vector control programmes. However, further studies on larger scale field trials are
43 warranted.

44

45 **KEYWORDS:** *Aedes*; Autodissemination; emergence inhibition; pyriproxyfen; vector control

46

47

48

ABSTRAK

49 Nyamuk *Aedes* ditemui bertelur di kawasan pembiakan yang tersembunyi. Penghapusan bekas
50 tersembunyi dan terbuka adalah penting bagi mengurangkan tranmisi virus denggi. Walau
51 bagaimanapun, kawasan pembiakan ini sukar dikesan oleh anggota kesihatan dan lazimnya
52 diabaikan semasa pemantauan larva. Kaedah penyebaran-auto memberikan keputusan yang baik
53 dengan memanipulasi nyamuk betina untuk memindahkan insektisid ke habitat nyamuk *Aedes*.
54 Oleh itu, kajian ini adalah untuk menilai keberkesanan kaedah penyebaran-auto pyriproxyfen
55 menggunakan Mosquito Home System terhadap populasi nyamuk liar. Kajian ini dijalankan di
56 Bandar Baru Bangi, Selangor. Mosquito Home System digunakan untuk mengawal populasi *Aedes*
57 spp. di lokasi rawatan dengan kaedah sebelum-selepas-kawalan-impak. Kehadiran penyebaran
58 pyriproxyfen dibuktikan dengan bioasai larva WHO telah menunjukkan 10-35% mortaliti larva.
59 Penyebaran pyriproxyfen secara signifikan menurunkan saiz populasi telur nyamuk ($p < 0.05$), larva
60 ($p < 0.05$) dan indeks ovitrap ($p < 0.05$) di kawasan rawatan berbanding kawasan kawalan. Selain itu,
61 taburan hujan berkorelasi secara positif terhadap indeks ovitrap ($r = 0.247$), larva ($r = 0.420$) dan
62 telur ($r = 0.422$). Kajian ini memberikan keputusan yang memberangsangkan dalam mengawal
63 populasi *Aedes* spp. dan menyerlahkan potensi kaedah ini sebagai alternatif dalam program
64 kawalan vektor. Walau bagaimana pun, kajian lapangan pada skala besar adalah satu keperluan.

65

66 **KEYWORDS:** *Aedes*; kawalan vektor; penyebaran-auto; perencatan tumbesaran; pyriproxyfen

67

68

69

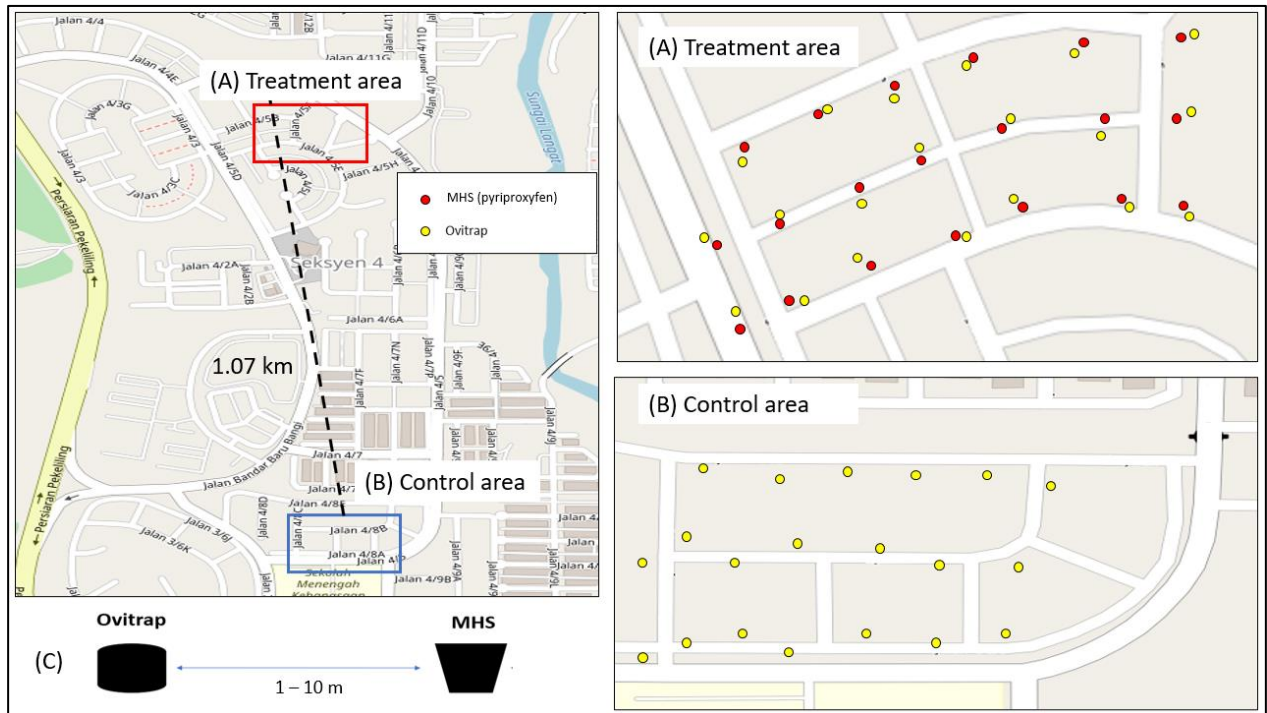
INTRODUCTION

70
71 Dengue fever is one of the most common vector-borne diseases spreading across the world. It is
72 estimated that more than 3.9 billion people from 129 countries are at risk of contracting dengue
73 fever, with one million deaths reported each year (Bhatt et al. 2011; WHO 2020). The World Health
74 Organization (WHO 2020) reported that the Asian region represents 70% of the global burden of
75 dengue with several countries having become endemic including Cambodia (Ladien et al. 2019),
76 Indonesia (Maula et al. 2018), Thailand (Srichan et al. 2018), Singapore (Ong et al. 2018) and
77 Malaysia (Suppiah et al. 2018).

78 *Aedes aegypti* and *Ae. albopictus* play a vital role in the transmission of dengue, yellow
79 fever and zika virus infection. *Aedes aegypti* is more competent and easily adapts to different
80 environments in a short period compared to *Ae. albopictus* (Main et al. 2018). Both species are
81 more likely to be near human habitats and are usually active in the early morning and late afternoon
82 (Sahani et al. 2012). However, due to their anthropophilic nature (Raji et al. 2019), this species
83 prefers to feed on human rather than animal blood, thus acting as the primary vector for the
84 transmission of dengue virus.

85 Currently, there are no commercial vaccines and specific treatments for dengue infections.
86 Thus dengue fever mainly controlled by prevention through management system (Lindsay et al.
87 2017; Othman et al. 2017). However, vector control programme that rely on insecticide and
88 surveillance activities might not be sufficient to control dengue transmission (Abu Hasan et al.
89 2017), perhaps due to insecticide resistance, expanding *Ae. aegypti* populations and lack of
90 management strategies (Achee et al. 2015; Bowman et al. 2016). Therefore, the development of
91 new alternative methods is necessary to overcome the spread of dengue and other mosquito-borne
92 diseases (Buchman et al. 2019; Hidayatulfathi et al. 2017).

117



118
 119 Figure 1. Study area in Seksyen 4, Bandar Baru Bangi. (A) Treatment site consisted of a 20
 120 placement point of Mosquito Home System (MHS: red circle), 20 placemnt point of ovitrap
 121 (ovitrap: yellow circle). (B) Control site consisted of a ovitrap without any MHS. (C) Ovitrap
 122 were deployed in between 1 – 10 m interval with MHS.
 123
 124

AUTODISSEMINATION STATIONS

125 The Mosquito Home System (hereafter referred as the MHS) trap used for this research is described
 126 elsewhere (Yazan et al. 2020). The MHS was made from black polyethylene 19.7 cm in height and
 127 14.6 cm diameter at the top. It was rounded shape similar to a flowerpot with ten openings at the
 128 top. The MHS was filled with Mosquito Home Aqua (MHAQ) emulsifier formulations (0.004%
 129 w/w of pyriproxyfen according to the manufacturer's recommendations) and C-fold white paper
 130 towels were placed on the wall of the stations which served as oviposition substrate for mosquitoes
 131 (Figure 2). The oviposition substrate site was contaminated with MHAQ at half of the water level
 132 to act as a moistened surfaces and source of the pyriproxyfen (Panigrahi et al. 2014). Gravid female
 133 mosquitoes were deliberately exposed by tarsal contact with MHAQ solutions treated surfaces

134 during oviposition and disseminated to other containers via “skip oviposition” behavior. Mosquito
 135 Home System and MHAQ was supplied by One Team Networks, Sdn Bhd.

136



137
 138 Figure 2. Mosquito Home System consisting of an oviposition substrate, MHAQ solution bottle
 139 and MHAQ reservoir.

140
 141

STUDY PROCEDURES

142 This study was conducted based on previous researches (Caputo et al. 2012; Suman et al. 2014)
 143 with several modifications; for 21 weeks from April to September 2018. The study was conducted
 144 with longer period of testing by using pyriproxyfen in liquid form. It was divided into three phases;
 145 the pre-intervention phase (4 weeks), the intervention phase (13 weeks) and the post-intervention
 146 phase (4 weeks) based on before-after-control-impact (BACI) design (Smith et al. 1993; Stewart-
 147 Oaten & Murdoch 1986). Initially, ovitraps were deployed in the treatment and control area until
 148 the end of the trials (Figure 1A, B). The ovitraps were observed at weekly intervals and larvae were
 149 identified to species to determine the ratio of *Aedes* sp. In the second month, the MHSs were
 150 deployed to selected treatment areas for 13 weeks (Figure 1A). Following the intervention phase,

151 MHS were placed around the ovitrap at distance interval range of 1 – 10 meters within access of
152 the *Aedes* population (Figure 1C). The larvae density and ratio of *Aedes* sp. were recorded
153 continuously until the end of the trials. The impact of autodissemination in the field was assessed
154 by monitoring the residual effect of MHAQ in water samples from each treatment and control area.
155 The transference of MHAQ to other ovitraps by mosquitoes was detected by comparing the larval
156 mortality in water samples collected from each treatment and control site via larval bioassay. The
157 overall design of the study procedure is shown in Figure 3.

158 **MOSQUITO SURVEILLANCE**

159 The surveillance of mosquitoes was carried out using 120 ovitrap (60 in the treatment area, 60 in
160 the control area) deployed randomly around the residential at ground level in the partially or totally
161 shaded area to protect them from heavy rain, wind and direct sunlight (Chadee & Ritchie 2010).
162 Due to the skip oviposition behaviour exhibited in *Aedes* sp., three ovitrap were placed clustering
163 at 20 placement points (one cluster with three ovitrap) at the treatment and control locations (Figure
164 1A, B). The ovitraps are collected in five to seven days, and were replaced with a new set (VBD
165 2005; Norzahira et al. 2011; Ahmad-Azri et al. 2019). Each ovitrap and paddle collected from the
166 treatment and control areas was taken to the laboratory separately to prevent any contamination.
167 Number of eggs and number of larvae were counted and larval identification was performed under
168 a binocular stereo microscope.

169 **INTERVENTION STUDIES**

170 In treatment sites, 20 placement point (40 MHS stations) were deployed around the residential area
171 within ten meters intervals from each cluster of ovitraps. The MHS treatment was conducted for
172 thirteen weeks from June 2018 (week five) to August 2018 (week 18); all MHSs were removed
173 from the treatment areas at the end of week 18. No MHS were placed at the control area (Figure
174 1A). Mosquito Home Systems were serviced fortnightly in order to refill MHAQ solution and to

175 replace any missing or broken units. Each MHS from the treatment area was observed and the
176 number of eggs (in the oviposition substrate), larvae and pupae were recorded in weekly basis.
177 Meanwhile, water samples from the MHSs were collected at two weeks intervals after the first
178 deployment. The recovered waters was transferred to a new cup and brought back to the laboratory
179 for further evaluations (Figure 3).

180 **ASSESSMENT OF PYRIPROXYFEN AUTODISSEMINATION EFFICACY**

181

182 **Mosquito Home System**

183 The direct impact of pyriproxyfen was evaluated using larval bioassay from water samples
184 collected from 20 placement points of MHS at 5, 7, 9, 11, 13, 15, and 17 weeks. Mosquito Home
185 System were selected to obtained 50 ml to 200 ml. In addition, water samples from MHS only
186 available during intervention period.

187 **Ovitrap Surveillance**

188 The pyriproxyfen dispersal by *Aedes* spp. was assessed by monitoring the mortality or pupation of
189 larvae exposed using the water samples collected from the treatment area (potentially contaminated
190 with pyriproxyfen) and the control area. Water collected from 30 ovitrap (10 placement points)
191 were tested at three different points in time, pre-intervention, intervention and post-intervention at
192 every two weeks.

193 **Mosquito Rearing**

194 Mosquito rearing and maintenance are described elsewhere (Imam et al. 2014). Larvae *Ae.*
195 *albopictus* laboratory strain were obtained from a colony established in the Vector Control
196 Research Unit (VCRU), Universiti Sains Malaysia. Filter paper with eggs were submerged into
197 seasoned tap water and hatched larvae were transferred to an enamel pan containing 1 liter of
198 seasoned tap water and 100mg of Tetramin® Baby fish as food for larvae. All pupae were

199 transferred in a plastic cup and placed in a mosquito rearing cage, and provided with cotton soaked
200 in 10% sucrose. Female mosquitoes were solely bloodfed on guinea pig and eggs were collected
201 on filter paper. The third instar of F₁ and F₂ generation larvae mosquitoes were used in all bioassays.
202 Insectaries were maintained at temperature of 26±2°C and 60±20% RH and preferably a
203 photoperiod of 12 hours light followed by 12 hours dark.

204 **Larval Bioassays**

205 Water samples collected from 30 ovitraps from each site and MHSs were brought back to the
206 laboratory for the assessment of auto-dissemination activity. Those samples were filtered to remove
207 organic debris and wild mosquito populations. Twenty laboratory-reared third instar *Ae. albopictus*
208 larvae were exposed to 50 ml - 200 ml field water samples following larval bioassay procedure as
209 described by the WHO (WHO 2016). For the laboratory control, three cups were set up using tap
210 water and 20 larvae per bioassay. The percentage of larval mortality was recorded every 24 hours
211 and pupal mortality, abnormal morphology or coloration were observed until the larvae (control)
212 reached adulthood or died. Experiments were conducted at temperature of 26±2°C and 60±20%
213 RH and preferably a photoperiod of 12 hours light followed by 12 hours dark. Each treatment was
214 replicated three times (depending the volume of water collected from MHSs and ovitraps) and the
215 complete assays were repeated every two weeks until the end of the trials. In certain circumstances,
216 some bioassay had to be conducted using single replicate as the amount of water collected was too
217 low.

218

219

220

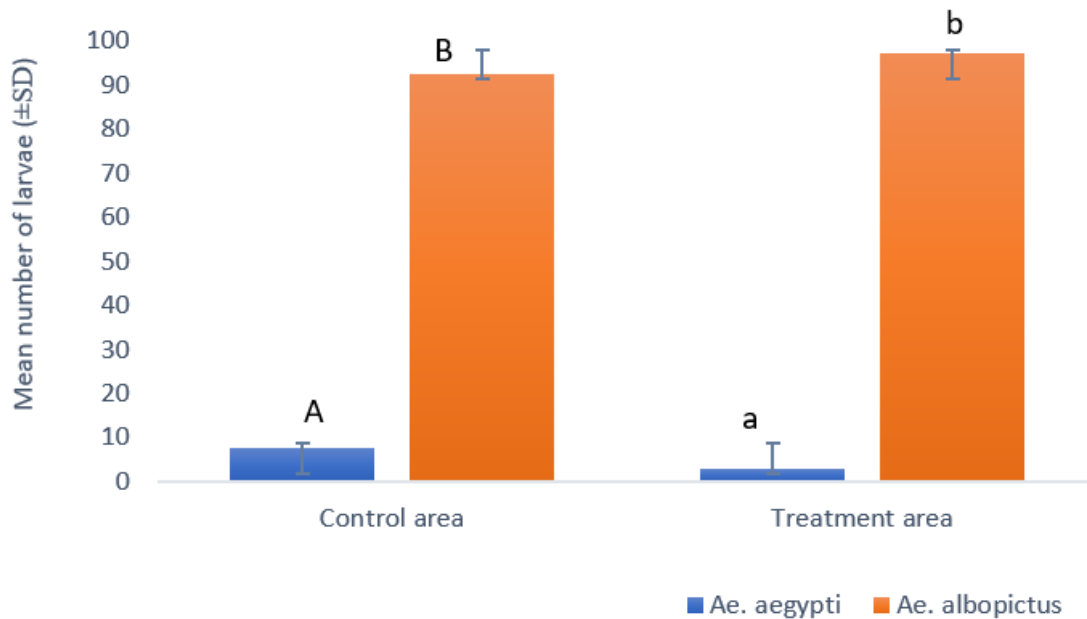
221

225 **METEOROLOGY DATA**
226 Meteorological data including rainfall distribution, relative humidity and temperature were
227 obtained from the Malaysian Meteorological Department. Data collection was conducted from
228 April to September 2018.

229 **STATISTICAL ANALYSIS**
230 The abundance level of mosquito populations was evaluated using a positive ovitrap index. The
231 average value of eggs per container was keyed into the Microsoft Office Excel file. The mean
232 number of larvae was compared by a non-parametric Mann-Whitney-U-test. The relationship
233 between meteorological parameters and population size of *Aedes* spp. such as the average numbers
234 of eggs collected at the autodissemination station, the number of eggs and larvae from the treatment
235 and control locations as well as the ovitrap index was analysed using Pearson's Correlation. A
236 paired *t*-test analysis was used to determine the differences between larval and egg populations in
237 the control and treatment areas (Afify et al. 2014). The paired BACI approach was found to be a
238 powerful analytic tool for comparing any changes in treatment areas with control areas. All
239 statistical analyses were conducted using Statistical Package for the Social Science (SPSS) version
240 23.0.

241 **RESULTS AND DISCUSSION**
242 A total of 19,676 mosquito larvae were recorded from treatment locations in Seksyen 4, Bandar
243 Baru Bangi throughout the study (21 weeks). The collection showed that 97.07% of larvae were
244 *Ae. albopictus* species whilst the remaining larvae were *Ae. aegypti* (2.93%). Additionally the *Ae.*
245 *albopictus* species significantly the highest proportion (93.76%) found in both controlled ($U =$
246 0.000 ; $Z = -5.548$; $P = 0.000$) and treatment locations ($U = 0.000$; $Z = -5.550$; $P = 0.000$) (Figure
247 4).

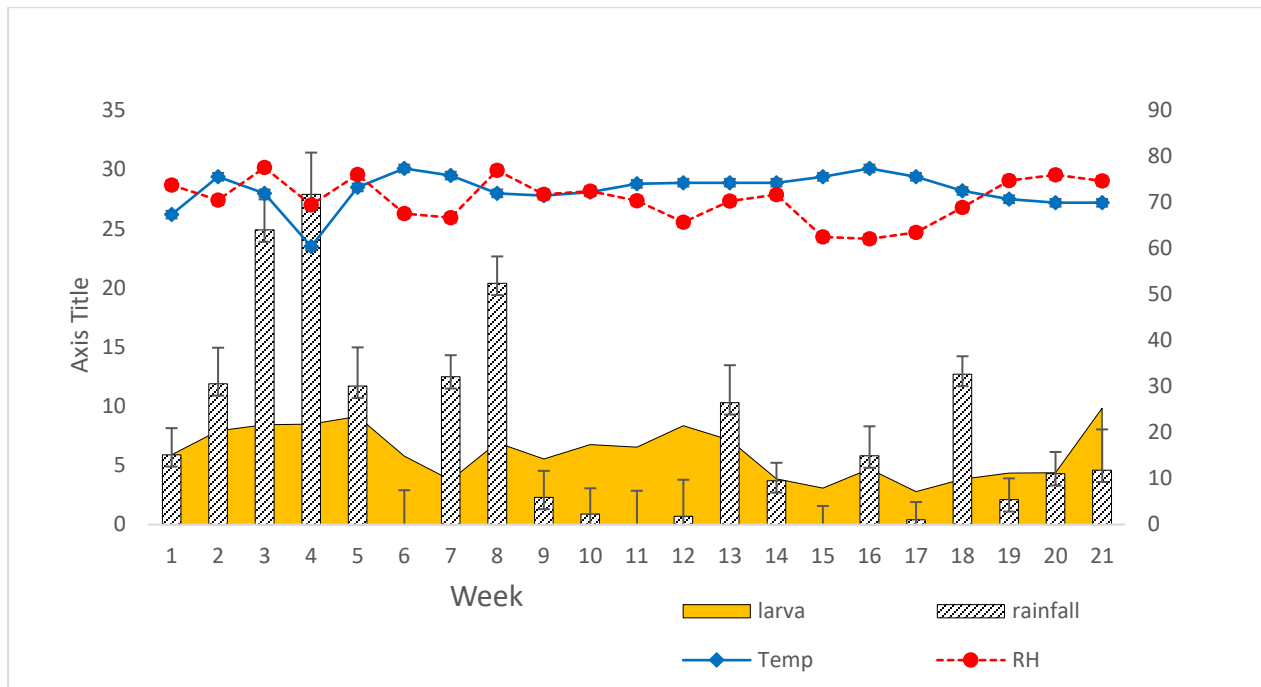
248



249
 250 Figure 4. No of larvae collected (mean \pm SD) of *Ae. aegypti* (blue bars) and *Ae. albopictus*
 251 (orange bar) in control (Mann-Whitney-*U*, $p = 0.000$) and treatment sites (Mann-Whitney-*U*, $p =$
 252 0.000). Different letters above bars indicate the significant differences between *Ae. aegypti* and
 253 *Ae. albopictus* in each treatment and control area.

254
 255 During the study period, a trimodal pattern of mean number of larvae was observed to
 256 increase gradually from the first weeks until the fifth weeks. The values then decreased until week
 257 seven and subsequently more or less increased until week 12. Moreover, the frequency of the larvae
 258 were steadily and parallel to the increase in *Aedes* sp. larvae populations (weeks 13 – 21). In the
 259 meantime, the average rainfall was 71.32 mm (SE= 10.51; 95CI; 49.963, 92.693) and the average
 260 temperature 27.67°C (SE= 0.413; 95CI; 26.832, 28.515). The highest rainfall was recorded in week
 261 four (28.5 mm); in weeks 6, 11 and 15 the lowest rainfall was recorded. The temperature showed
 262 a stable fluctuations ranging from 23.5 °C to 30.1°C (Figure 5).

263



264
265 Figure 5. Temporal variation of weekly rainfall (patterned bars), mean number of *Aedes* spp.
266 larvae (yellow area), relative humidity (red line) and mean temperature (blue line) in Bandar Baru
267 Bangi.
268

269
270 In this study, ovitraps were installed at control and treatment sites weekly to obtain baseline
271 data related to the area (mosquito abundance and density). As the number of dengue cases reported
272 in Malaysia is increasing, it is very important to determine the mosquitoes population species that
273 play a crucial role in the transmission of dengue diseases. In a suburban area of Merida City, *Ae.*
274 *albopictus* was first reported in artificial containers, at a trash collection point with improper was
275 management, and in an abandoned area which was covered with vegetation (Contreras-Perera et
276 al. 2019). Rozilawati et al. (2007) also found that the *Ae. albopictus* was the most prevalent species
277 in the suburban areas. However, both *Ae. aegypti* and *Ae. albopictus* can be found indoors and
278 outdoors, although *Ae. aegypti* is strictly domiciliary, preferring to rest, biting, mate and oviposit
279 indoors, while *Ae. albopictus* is more exhopagic and breeds in a natural containers. The high
280 numbers of *Ae. albopictus* obtained in this study might explained by the fact that the ovitraps were
281 mainly placed in outdoor locations.

282 Both *Ae. aegypti* and *Ae. albopictus* exhibit skip oviposition behavior, in other words the
283 species may find several breeding containers in which to lay their eggs. Thus we can study any
284 mosquito species that inhabits a given area with a view to exposing the mosquito to pyriproxyfen
285 which will subsequently be transferred to other breeding sites. Other findings found that both *Ae.*
286 *aegypti* and *Ae. albopictus* are equally efficient in transferring priproxyfen with 95 – 100%
287 reduction in mosquito populations. Moreover, the autodissemination strategy has been shown to
288 significantly reduce mosquito populations but has several potential problems, in particular it works
289 well in high mosquito population densities but not in a low ones and also encounters difficulties in
290 extreme weather conditions and at extreme vector to host ratio. Moreover the exact amount of
291 autodissemination station required in each localities, the maintainance costs and the long-term
292 efficacy of this technique still need to be explored (Pleydell & Bouyer 2019).

293

294 **PYRIPROXYFEN DISSEMINATION EFFICACY**

295

Mosquito Home System

296 The WHO larval bioassay was conducted using a water samples collected from MHS stations which
297 showed 100% mortalities of larvae after 24 hours exposure; and therefore, no survival larvae were
298 recorded from the MHS station (Figure 6). Even after two weeks from the pyriproxyfen
299 replacement, MHAQ still retained a high level of efficacy with 100% pupal mortality.

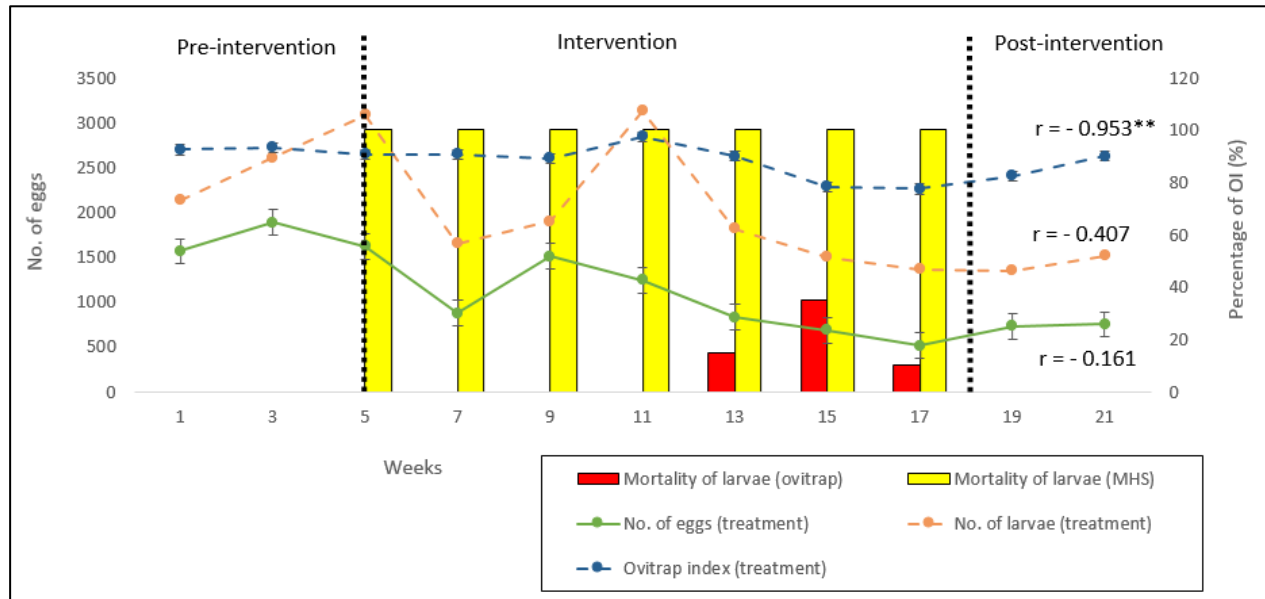
300

Ovitrap Surveillance

301 The autodissemination activity of pyriproxyfen was evaluated based on larval bioassay on samples
302 of water collected from ten placement point of the ovitrap. The mortality of the larvae was 15% at
303 the beginning of week 13, increasing to 35% week 15 and then decreasing to 10% in week 17.
304 Moreover, there is no pupal mortality was recorded from the water samples collected from the
305 treatment area in the pre-intervention and post-intervention periods (Figure 6). Thus, no pupal

306 mortality was also reported from the water samples collected at control areas throughout the study
 307 periods. In addition, there is a negative correlation between the mortality of larvae from the ovitrap
 308 with ovitrap index (percentage positive) ($r = -0.953$), number of eggs ($r = -0.161$) and larvae ($r =$
 309 -0.407) (Figure 6).

310



311 Figure 6. Correlation analysis between mortality of larvae from the ovitrap with number of eggs,
 312 ovitrap index (percentage positive) and numbers of larvae collected from the ovitrap in the
 313 treatment site for 21 weeks. Before-intervention / intervention-post treatments are indicated by
 314 dotted line. ** $p < 0.001$.

315
 316
 317 Based on the findings by Chism & Apperson (2003), the amount of pupal mortality may have an
 318 association with the time it takes the mosquitoes to lay eggs. The longer the time it took for
 319 mosquitoes to lay their eggs (egg number should be high), the higher the amount of pyriproxyfen
 320 carried and transferred to other containers, thus increasing pupal mortality rate. A good relationship
 321 was obtained from various field trials with the percentage of pupal mortality and the percentage of
 322 sentinel contamination being positively correlated ($r = 0.6$) (Suman et al. 2018). However, these
 323 result are contradictory and seems like other factors might influence the mortality of the larvae. It

324 is important to investigate this and further study needs to be done to understand the transference
325 process mechanism.

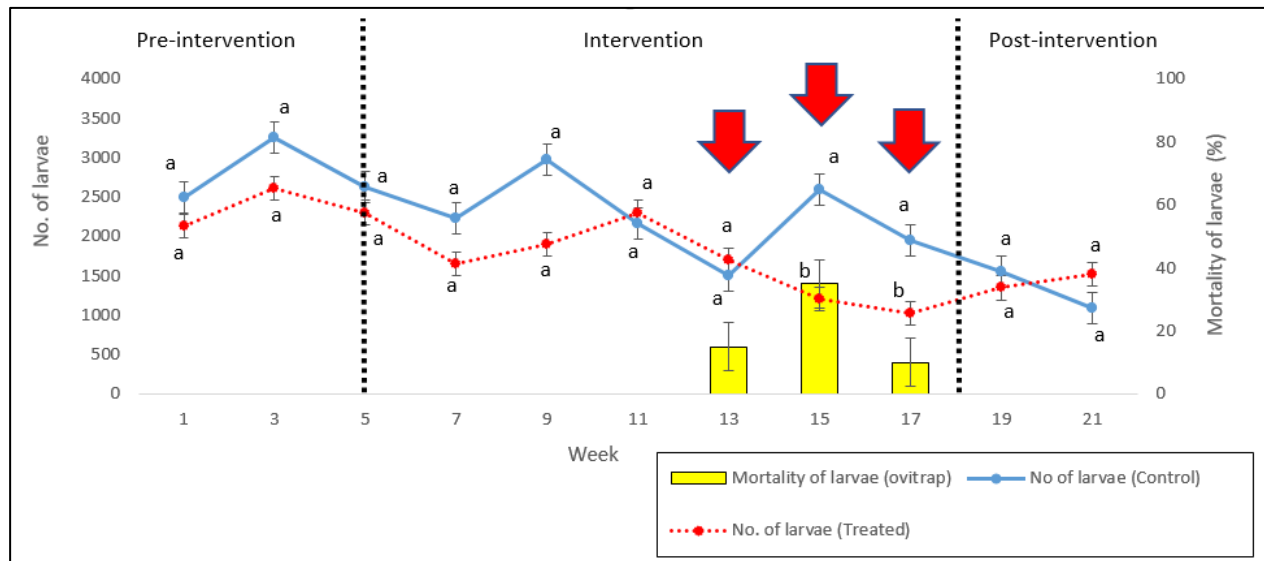
326 The effect of pyriproxyfen are a dose-dependent and inhibit mosquitoes development,
327 morphological processes, embryogenesis and reproductive system by different levels of dosage
328 (Invest et al. 2008; Khan et al. 2016; Lau et al. 2015). Current findings report that pyriproxyfen can
329 be transferred to other containers with overall suppression around 12 – 19%. However, the result
330 vary with the time and place of the study (Unlu et al. 2020). Other field trials were conducted at
331 the city of Manaus, Brazil with higher pupal mortality reaching 100% which is consistent with
332 other studies: up to 100% (Abad-Franch et al. 2015), 14 – 53% (Llyod et al. 2017), 50 -70 %
333 (Caputo et al. 2012) and 70 -100% of pupal mortality (Unlu et al. 2017). These results were higher
334 compared to our study probably due to the different day lengths, formulation of the pyriproxyfen
335 (powder, oil or liquid) and the number competing oviposites in the environment. Moreover, other
336 studies also found that the effectiveness of pyriproxyfen was reduced in within the times and can
337 be influenced by various factors and substrates used (Suman et al. 2014). Besides that, the solution
338 used (MHAQ) in this study was replenished every two weeks which might explain the effectiveness
339 of its killing effect against mosquito larvae.

340 **Impact of MHS and Ovitrap on Mosquito Populations**

341 Based on BACI analysis, the reduction in larvae, eggs and ovitrap index was significant (p
342 < 0.05) when comparing pre-treatment with the post-treatment periods (Figure 7). In the early
343 stages of the study, before the intervention there was no significant difference in egg populations
344 between the control and treatment sites. This indicates that both populations had approximately
345 equal numbers of eggs and larvae at each study site. The graph shows fluctuations in the numbers
346 of eggs and larvae from week 4 to week 11. However there was a consistent declining trend in both
347 egg and larvae populations from week 12 to week 17/18 prior to a slight improvement in the

348 following week. Significant differences were recorded in the numbers of eggs between the control
 349 and treatment sites ($p = 0.01$, paired t -test, $n = 13$) and the numbers larvae between the control and
 350 treatment sites ($p < 0.05$, paired t -test, $n = 13$). In contrast, after the MHS was removed from the
 351 treatment site, there was no significant difference shown between the sampling locations for either
 352 the number of egg ($p = 0.761$, paired t -test, $n = 4$) or larvae ($p = 0.654$, paired t -test, $n = 4$).

353



354

355

356

357

358

359

360

361

362

Figure 7. Weekly abundance of larvae *Aedes* mosquitoes collected by ovitrap surveillance in comparison during pre-treatment, treatment and post-treatment periods in the treatment and control sites. The pre-treatment, treatment, and post treatment time periods are separated by vertical black dotted line. The red arrows line indicate the presence of pyriproxyfen in the ovitraps containers which successfully killed the larvae. Different letters indicate statistically significant differences at $p < 0.01$ between the control and treatment area.

363

364

365

366

367

368

369

370

371

372

373

374

375

376

377

378

379

380

381

382

This study has proven the effectiveness of the MHS as an autodissemination station by transferring pyriproxyfen particles from the MHS to the ovitrap, although the efficacy was low and varied throughout the trials. Larval bioassay was conducted to determine efficacy in the MHS, and in the ovitrap as well due to the potential of the MHS to be a source for dissemination of pyriproxyfen. Direct samples collected from the MHS using MHAQ formulations yielded promising results with 100% larvae mortality (Figure 5). The results indicate that pyriproxyfen

368 significantly reduced the larvae population by inhibiting the egg production and causing death in
369 immature larvae (Ohba et al. 2013).

370 Although the MHS stations were deployed starting from week five, there was no presence
371 of pyriproxyfen observed until the 13th week; the mortalities of larvae were observed in water
372 samples collected from the ovitrap using larval bioassays. In the present study, larval mortality was
373 inconsistent at week 13, 15 and 17 with higher larval mortality reported in week 15 (Figure 6). This
374 situation indicated that the mosquitoes took a considerable amount of time to disperse pyriproxyfen
375 particles to other breeding containers. This is likely due to the choice competition between the
376 natural containers in the residential areas, which reduces mosquito tendency to lay eggs in the
377 treatment container (Sithiprasasna et al. 2013). Residential areas may contain various plants and
378 sources for mosquito breeding. Waste containers such as plastic containers, cups, roofs, and
379 poultry containers may also become potential breeding sites.

380 Currently, Malaysian vector control strategies still rely on conventional methods that focus
381 on thermal fogging, ultra-low volume spraying, larviciding, source reduction, and enforcement
382 activities (Pang et al. 2017). Although thermal fogging eliminates adult mosquitoes, their offspring
383 are still viable elsewhere in breeding sites. The particles of insecticide were unable to penetrate
384 into the cryptic or hidden areas such as closets or under the beds, thereby enabling the larvae to
385 survive. Several findings found the inefficiency of space spraying in vector control management
386 and that should be combined with others vector control techniques. Tee et al. (2019) found that one
387 of the biggest issues in space spraying is the shortage of personnel. All premises must be checked
388 within 200 meters of index case and a large number of workers were expected to cover at least 200
389 meters during fogging activities. Since dengue cases have been registered on a regular basis, they
390 need to prioritize all dengue localities which creates a backlog in some places and treatment are
391 often missed. To ensure the effectiveness of the activities, all activities such as space spraying,

392 ULV fogging, search and destroy larviciding must be performed simultaneously. However, other
393 factors such as meteorological factors, vector control activities and human activities should be
394 taken into account, and should be incorporated into dengue outbreak control programs.

395 As far as we are concerned, the OI is the best parameter for describing the *Aedes* population
396 in the field (Sahani et al. 2012). This index was used under the guidelines of the Ministry Health
397 of Malaysia to identify appropriate strategies and actions against each level of the OI. It was
398 proposed that OI should be below a threshold values (10%) and that all preventive measures be
399 activated if the OI reaches 30%. The presence of various factors such labor shortages, transportation
400 and the high frequency of dengue cases, limited our ability to investigate a broader aspect of the
401 local mosquito population. In addition, information on egg data and the adult population can also
402 play an important role in expanding coverage in the vector control programme but is not practically
403 used at the operational level (VBDS 2005). Moreover, previous studies found no correlation
404 between the number of eggs and the adult population at treatment and control sites (Suter et al.
405 2016; Unlu et al. 2018).

406 Autodissemination of pyriproxyfen approach has become one of the most interesting
407 methods to combine with other vector control strategies. The effectiveness of autodissemination
408 relies highly on *Aedes* sp. working as transportation to disseminate insecticide to other cryptic
409 breeding sites, in compliance with their “skip-oviposition” behaviour (Mains et al. 2015; Lloyd et
410 al. 2017). The application of autodissemination techniques increased the effectiveness of vector
411 control program while reducing cost, time and labor compared to the previous *Aedes* spp.
412 surveillance routine (Unlu et al. 2017). Other than that, mosquito exposed to pyriproxyfen were
413 much more effective in finding cryptic breeding sites than humans. New paradigms in vector
414 control are needed on the basis of these issues. An effective control measure against *Aedes* sp.

415 mosquitoes is needed and we require to explicitly target adult, larvae, and cryptic breeding habitats
 416 for mosquitoes.

417

418 **IMPACT OF METEOROLOGICAL FACTORS ON MOSQUITO POPULATIONS**

419 Temporal variation in meteorological data in Bandar Baru Bangi is indicated in Figure 5. The
 420 relationships between meteorological factors and entomological parameters were analysed using
 421 Pearson's correlation analysis and did not showed any significant correlation ($p > 0.05$). As well as
 422 there was a positive relationship between relative humidity denoted and the entomological data.
 423 For temperature data a positive relationship was observed with three other variables (number of
 424 larvae, number of eggs, and number of eggs collected from the MHSs), but a negative correlation
 425 was observed with the ovitrap index ($r = 0.152$). Rainfall was positively correlated with ovitrap
 426 index, number of larvae and number of eggs but not with the number of egg collected from MHS
 427 ($r = -0.119$) (Table 1).

428
 429 **Table 1.** Pearson's correlation analysis (r – correlation coefficient) between meteorological parameters and
 430 entomological data from ovitrap surveillance and MHS at treatment areas in 21 weeks.

Meteorological parameters	Entomological data			
	Ovitrap index	No. Larvae	No. eggs	No. eggs (MHS)
Rainfall	0.247	0.420	0.422	-0.119
Temperature	-0.152	0.066	0.127	0.447
Relative humidity	0.084	0.324	0.398	0.160

431
 432 Overall, meteorological factors are considered as some of the environmental factors for the
 433 risk affecting mosquito populations since they influence the mosquito survival. In this study,
 434 rainfall shows a moderate degree of correlation may play an important factor affecting the
 435 entomological pattern of mosquito abundance in the treatment area. Meanwhile, low correlation
 436 have been showed between temperature and relative humidity. Most of the entomological factors
 437 increased with the increasing in rainfall. A similar pattern has been found when using ovitrap

438 (Rozilawati et al. 2007), egg count (Serpa et al. 2013) and house index (Withanage et al. 2020). A
439 study in Central Nigeria reported that higher densities of mosquitoes were collected in the wet
440 season compared to the dry season (Amaechi et al. 2018). The increase in rainfall may influence the
441 number of egg and larvae (Hod et al. 2013). It is thought that increased rainfall may affected the
442 amount of water in containers which may potentially serve as breeding sites for *Aedes* spp.
443 mosquito, thus, making the condition more ideal and suitable for mosquitoes (Betanzos-Reyes et
444 al. 2018). This situation may provide more breeding opportunities and subsequently prevent the
445 mosquitoes from ovipositing inside the MHSs and ovitraps. Other than that, Suman et al. (2018)
446 found that the concentrations of pyriproxyfen delivered were diluted from the autodissemination
447 stations during the high rainfall. The pyriproxyfen solution was flushed out and reduced the pupal
448 mortality and site contamination (Suman et al. 2017). Choi et al. (2016) found that the location of
449 a region might possibly influence the differences in the interaction between rainfall and mosquito
450 breeding sites, but such interaction can also be one of the model frameworks that provide early
451 warning to the presence of dengue cases (Choi et al. 2016). However, heavy and continuous rainfall
452 has been linked to a reduction in adult mosquito population due to the washing away of immature
453 stage of mosquitoes.

454 We believe that climatic factors may also contribute to changes in epidemiological
455 transmission of diseases related to mosquito population dynamics (Zul-Izzat et al. 2019), egg
456 viability, larval development, and adult dispersal, while rainfall affects mosquito productivity and
457 abundance of species (Tokachil et al. 2018; Valdez et al. 2018). Although each factor individually
458 affects the biological system of *Aedes* mosquitoes, interaction between different factors will have
459 a significant impact on the final proportion of mosquitoes (Azhar et al. 2016; Zapletal et al. 2018).
460 Furthermore, our results suggest that both temperature and rainfall are more likely to contribute to

461 additional changes in mosquito populations and possible habitat expansion for urban mosquitoes
462 (Othman et al. 2019).

463 **CONCLUSION**

464 This study has proven the transfer of pyriproxyfen by wild *Aedes* spp. mosquitoes; by mortality of
465 larvae during larva bioassays and by significant reduction of the population of *Aedes* spp. in the
466 treatment location. The application of the MHS and pyriproxyfen demonstrated excellent potential
467 to be used as an alternative tool in vector control. It is essential to assess the minimum number of
468 MHSs needed to provide optimum auto-dissemination results. As the use of insect growth regulator
469 can interfere with public health enforcement activities, the development of the MHAQ product has
470 to be more effective than commercial larvicide. Therefore, further studies need to be conducted to
471 improve the effectiveness of formulation as well as to prove the concept under large-scale settings.

472

473 **ACKNOWLEDGEMENTS**

474 We wish to thank One Team Networks Sdn Bhd for providing the pyriproxyfen and Mosquito
475 Home System used in this study. We also wish to thank Ms. Rawaida and Ms. Siti Rahayu for field
476 sampling. We are grateful to Dr. Vanitha Mariappan and David Greenhalgh for proofreading of
477 the manuscript.

478

479

480

481

482

483

484

REFERENCES

- 485 Abad-Franch, F., Zamora_Perea, E., Ferraz, G., Padilla-Torres, S.D. & Luz, S.L.B. 2015.
486 Mosquito-disseminated pyriproxyfen yields high breeding-sit coverage and boosts juvenile
487 mosquito mortality at the neighbourhood scale. *PLoS Negl Trop Dis* 9(4): e0003702.
- 488 Abu Hasan, Z., Williams, H., Ismail, N.M., Othman, H., Cozier, G.E., Acharya, K.R., et al. 2017.
489 The toxicity of angiotensin-converting enzyme inhibitors to larvae of the disease vectors
490 *Aedes aegypti* and *Anopheles gambiae*. *Scientific Reports* 7:45409.
- 491 Achee, N.L., Gould, F., Perkins, T.A., Reiner, R.C., Morrison, A.C., Ritchie, S.A., Gubler, D.J.,
492 Teyssou, R. & Scott, T.W. 2015. A critical assessment of vector control for dengue
493 prevention. *PLoS Negl Trop Dis* 9(5): e0003655
- 494 Afify, A., Horlacher, B., Roller, J. & Galizia, C.G. 2014. Different repellents for *Aedes aegypti*
495 against blood-feeding and oviposition. *PLoS ONE* 9(7): e103765.
- 496 Ahmad-Azri, M., Syamsa, R.A., Ahmad-Firdaus, M.S. & Aishah-Hani, A. 2019. A comparison to
497 different types of ovitraps for outdoor monitoring of *Aedes* mosquitoes in Kuala Lumpur.
498 *Trop Biomed* 36(2): 33-347.
- 499 Amaechi, E.C., Ukpai, O.M., Ohaeri, C.C., Ejike, U.B., Irole-Eze, O.P. et al. 2018. Distribution
500 and seasonal abundance of anopheline mosquitoes and their association with rainfall around
501 irrigation and non-irrigation areas in Nigeria. *Cuadernos de Investigacion* 10(2): 267-272
- 502 Azhar, Z.I., Jusoh, A., Syed Abdul Rahim, S.S., Hassan, M.R., Safian, N. & Shah, S.A. 2016.
503 Temporal spatial distribution of dengue and implications on control in Hulu Langat,
504 Selangor, Malaysia. *Dengue Bull* 39: 19-31.
- 505 Betanzos-Reyes, A.F., Rodriguez, M.H., Romerp-Martinez, M., Sesma-Medrano, E., Rangel-
506 Flores, H. & Santos-Luna, R. 2018. Association with *Aedes* spp. abundance and
507 climatological effects. *Salud Publica Mex* 60:12-20.

- 508 Bhatt, S., Gething, P.W., Brady, O.J., Messina, J.P., Farlow, A.W., Moyes, C.L., et al. 2011. The
509 global distribution and burden dengue. *Nature* 496(7446):504-7.
- 510 Bowman, L.R., Dobegan, S. & McCall, P.J. 2016. Is dengue vector control deficient in
511 effectiveness of evidence?: systematic review and meta-analysis. *PLoS Negl Trop Dis* 10(3):
512 e0004551
- 513 Buchman, A., Gamez, S., Li, M., Antosheckin, I., Li, H.H., Wang, H.W. et al. 2019. Engineered
514 resistance to zika virus in transgenic *Aedes aegypti* expressing a polycistronic cluster of
515 synthetic small RNAs. *PNAS* 116(9): 3656-3661.
- 516 Caputo, B., Lenco, A., Cianci, D., Pombi, M., Petrarca, V., Baseggio, A. et al. 2012. The
517 autodissemination approach: A novel concept to fight *Aedes albopictus* in urban areas. *PLoS*
518 *Negl Trop Dis* 6(8): e1793.
- 519 Chadee, D.D. & Ritchie, S.A. 2010. Efficacy of sticky and standard ovitraps for *Aedes aegypti* in
520 Trinidad, Wes Indies. *J Vector Ecol* 35(2): 395-400.
- 521 Chism, B.D. & Apperson, C.S. 2003. Horizontal transfer of insect growth regulator pyriproxyfen
522 to larval microcosm by gravid *Aedes albopictus* and *Ochlerotatus triseriatus* mosquitoes in
523 the laboratory. *Med Vet Entomol* 17: 211-220.
- 524 Choi, Y., Tang, C.S., McIver, L., Hashizume, M., Chan, V., Abeyasinghe, R.R. et al. 2016. Effects
525 of weather factors on dengue fever incidence and implication for interventions in Cambodia.
526 *BMC Public Health* 16: 241.
- 527 Contreras-Perera, Y.J., Briceno-Mendez, M., Flores-Suares, A.E., Manrique-Saide, P., Palacio-
528 Vargas, J.A. et al. 2019. New record of *Aedes albopictus* in a suburban area of Merida,
529 Yucatan, Mexico. *J Am Mosq Control Assoc* 35(3): 210-213.

- 530 Hidayatulfathi, O., Shamsuddin, A.F., Rajab, N.F., Nor Zafirah, A.B., Nur Hazwani, A.A., Nur
531 Afriza, M.F.O. et al. 2017. Three repellent gels that contain essential oils from local
532 Malaysian plants against dengue vector. *Trop Biomed* 34(3): 540-549.
- 533 Hod, R., Othman, H., Jemian, N.A., Sahani, M., Udin, M.K., Ali, Z.M. et al. 2013. The COMBI
534 approach in managing dengue cases in non urban residential area, Nilai, Malaysia. *IJPHR*
535 3(2):347-352.
- 536 Imam, H., Zarnigar,., Sofi, G. & Seikh, A. 2014. The basic rules and methods of mosquito rearing
537 (*Aedes aegypti*). *Trop Parasitol* 4(1): 53-55.
- 538 Invest, J.F., Lucas, J.R. 2008. Pyriproxyfen as a mosquito larvicide. In: Robinson WH, Bajomi D,
539 editors. Proceedings of the 6th International Conference on Urban Pests. July 13-16;
540 Budapest, Hungary. Veszprem Papai, Hungary: OOK-Press KFT; P. 239-245.
- 541 Khan, G.Z., Khan, I., Khan, I.A., Alamzeb, Salman, M. & Ullah, K. 2016. Evaluation of different
542 formulation of IGRs against *Aedes albopictus* and *Culex quinquefasciatus* (Diptera:
543 Culicidae). *Asian Pac J Trop Biomed* 6(6): 485-491.
- 544 Ladien, J., Souv, K., Leang, R., Huy, R., Cousien, A., Peas, M. et al. 2019. An algorithm applied
545 to national surveillance data for the early detection of major dengue outbreaks in Cambodia.
546 *PLoS ONE* 14(2): e0212003.
- 547 Lau, K.W., Chen, C.D., Lee, H.L., Rashid, Y.N. & Azirun, M.S. 2015. Evaluation of insect growth
548 regulators against field-collected *Aedes aegypti* and *Aedes albopictus* (Diptera: Culicidae)
549 from Malaysia. *J Med Entomol* 52(2):199-206.
- 550 Liang, Y., Mohd Ngesom, A.M., Bahauddin, R., Hidayatul, F.O., Nazni, W.A., Lee, H.L. et al.
551 2019. Modelling the effect of a novel autodissemination trap on the spread of dengue in Shah
552 Alam and Malaysia. *Computat Math Methods Med* 2019:1923479.

- 553 Lindsay, S.W., Wilson, A., Golding, N., Scott, T.W. & Takken, W. 2017. Improving the built
554 environment in urban areas to control *Aedes aegypti* borne diseases. *Bulletin World Health
555 Organization* 95: 607-608.
- 556 Llyod, A.M., Farooq, M., Estep, A.S., Xue, R.D. & Kline, D.L. 2017. Evaluation of pyriproxyfen
557 dissemination via *Aedes albopictus* from a point-source larvicide application in Northeast
558 Florida. *J Am Mosq Control Assoc* 33(2): 151-155.
- 559 Lwetoijera, D., Kiware, S., Okumu, F., Devine, G.J., Majambere, S. 2019. Autodissemination of
560 pyriproxyfen suppresses stable populations of *Anopheles arabiensis* under semi-controlled
561 settings. *Malaria J* 18:166.
- 562 Mains, B.J., Nicholson, J., Winokur, O.C., Steiner, C., Riemersma, K.K., Stuart, J. et al. 2018.
563 Vector competence of *Aedes aegypti*, *Culex tarsalis*, and *Culex quinquefasciatus* from
564 California for Zika virus. *PLoS Negl Trop Dis* 12(6): e0006524.
- 565 Maula, A.W., Fuad, A. & Utarini, A. 2018. Ten-years trend of dengue research in Indonesia and
566 South-east Asian countries: a bibliometric analysis. *Glob Health Action* 11(1):1504398.
- 567 Mbare, O., Lindsay, S.W., Fillinger, U. 2014. Pyriproxyfen for mosquito control: female
568 sterilization or horizontal transfer to oviposition substrates by *Anopheles gambiae* sensu
569 stricto and *Culex quinquefasciatus*. *Parasites Vectors* 7: 280.
- 570 Ngesom, A.M.M., Greenhalgh, D., Lasim, A.M., Sahani, M., Hod, R. & Othman, H. 2020. A
571 Review: Autodissemination of Pyriproxyfen as Novel Strategy to Control Dengue Outbreaks.
572 *Pertanika. J. Sci & Technol* 28(4): 1117-1140.
- 573 Norzahira, R., Hidayatulfathi, O., Wong, H.M., Cheryl, A., Firdaus, R., Chew, H.S. et al. 2011.
574 Ovitrap surveillance of the dengue vectors, *Aedes (Stegomyia) aegypti* (L.) and *Aedes*
575 (*stegomyia*) *albopictus* Skuse in selected areas in Bentong, Pahang Malaysia. *Trop Biomed*
576 28(1): 48-54.

- 577 Ohba, S.Y., Ohashi, K., Pujiyati, E., Higa, Y., Kawada, H., Mito, N. & Takagi, M. 2013. The effect
578 of pyriproxyfen as “population growth regulator” against *Aedes albopictus* under semi-field
579 condition. *PLoS ONE* 8(7): e67045
- 580 Ong, J., Liu, X., Rajarethinam, J., Kok, S.Y., Liang, S., Tang, C.S. et al. 2018. Mapping dengue
581 risk in Singapore using random forest. *PLoS Negl Trop Dis* 12(6) :e0006587.
- 582 Othman, H., Nordin, S.A., Rashid, N.A., Abas, M.B.H., Hod, R. & Sahani, M. 2017. Dengue free
583 community as an approach for understanding the value and challenges of inter-agencies
584 partnerships in an intervention program. *Int J Public Health* 4(6):1810-1826.
- 585 Othman,H., Zul-Izzat, I.K., Norhafizah, K., Nor Azimah, A.R., Muhammad Badrul, H., Mazrura,
586 S., Rozita, H., Saiful Azlan, N. & Nor Azwani, M.N. 2019. Applying health belief model for
587 the assessment of community knowledge, attitude and prevention practices following a
588 dengue epidemic in a town ship in Selangor, Malaysia. *Int J Community Med Public Health*
589 6: 958-970.
- 590 Pang, T., Mak, T.K. & Gubler, D.J. 2017. Prevention and control of dengue the light at the end of
591 the tunnels. *Lancets Infec Dis* 17: e79-e87.
- 592 Panigrahi, S.K., Barik, T.K., Mohanty, S. & Tripathi, N.K. 2014. Laboratory evaluation of
593 oviposition behavior of field collected *Aedes* mosquitoes. *Journal of Insect* 207489: 8p.
- 594 Pleydell, D.R.J. & Bouyer, J. 2019. Biopesticides improve efficiency of the sterile insect technique
595 for controlling mosquito-driven dengue epidemics. *Commun Biol* 2: 201
- 596 Raji, J.I., Nelo, N., Castillo, J.S., Sheyla, G., Saldana, V., Stensmyr, M.C. et al. 2019. *Aedes aegypti*
597 mosquitoes detect acidic volatiles found in human odor using IR8a pathway. *Curr Biol*
598 29:1253-1262.
- 599 Rozilawati, H., Zairi, J., Adanan, C.R. 2007. Seasonal abundance of *Aedes albopictus* in selected
600 urban and suburban areas in Penang, Malaysia. *Trop Biomed* 24(1): 83-94.

- 601 Sahani, M., Othman, H., Mohd Nor, N.A., Hod, R., Mohd Ali, Z., Rasidi, M.N.M. et al. 2012.
602 Ecology survey on *Aedes* mosquito in Senawang, Negeri Sembilan. *Sains Malaysiana* 41(2):
603 261-269.
- 604 Serpa, L.L.N., Marques, G.R.A.M., Lima, A.P., Voltolini, J.C., Arduino, M.B., Barbosa, G.L. et
605 al. 2013. Study of the distribution and abundance of the eggs of *Aedes aegypti* and *Aedes*
606 *albopictus* according to the habitat and meteorological variables, municipality of Sao
607 Sebatiao, Sao Paulo State, Brazil. *Parasites Vectors* 6:321.
- 608 Sithiprasasna, R., Mahapibul, P., Noigamal, C., Perich, M.J., Zeichner, M.C., Burge, B. et al. 2013.
609 Field evaluation of a lethal ovitrap for the control of *Aedes aegypti* (Diptera: Culicidae) in
610 Thailand. *J Med Entomol* 40(4):455-462.
- 611 Smith, E.P., Orvos, D.R. & Cairns, J. 1993. Impact assessment using the before-after-control-
612 impact (BACI) model: concern and comments. *Can J Fish Aquat Sci* 50: 627-637.
- 613 Srichan, P., Niyom, S.L., Pacheun, O., Iamsirithawon, S., Chatchen, S., Jones, C., White, L.J. &
614 Pan-ngum, W. 2018. Addressing challenges faced by insecticide spraying for the control of
615 dengue fever in Bangkok, Thailand: a qualitative approach. *Int Health* 10(5): 349-355.
- 616 Stewart-Oaten, A. & Murdoch, W.W. 1986. Environmental impact assessment:
617 "Pseudoreplication" in time?. *Ecology* 67(4):929-940.
- 618 Suman, D.S., Farajollahi, A., Healy, S., Williams, G.M., Wang, Y., Schoeler, G. et al. 2014. Point-
619 source and area-wide field studies of pyriproxyfen autodissemination against urban
620 container-inhabiting mosquitoes. *Acta Tropica* 135: 96-103.
- 621 Suman, D.S., Wang, Y., Faraji, A., William, G.M., Willinges, E. & Gaugler, R. 2018. Seasonal
622 field efficacy of pyriproxyfen autodissemination stations against container-inhabiting
623 mosquito *Aedes albopictus* under different habitat conditions. *Pest Manag Sci* 74(4): 885-
624 895.

- 625 Suppiah, J., Ching, S.M., Amin-Nordin, S., Mat-Nor, L.A., Ahmad-Najimudin, N.A., Low,
626 G.K.K.K. et al. 2018. Clinical manifestations of dengue in relation to dengue serotype and
627 genotype in Malaysia: A retrospective observational study. *PLoS Negl Trop Dis* 12(9):
628 e0006817.
- 629 Suter, T.T., Flacio, E., Farina, B.F., Engeler, L., Tonolla, M. & Regis, L.N. 2016. Surveillance and
630 control of *Aedes albopictus* in the Swiss-Italian border region: differences in egg densities
631 between intervention and non-intervention areas. *PLoS Negl Trop Dis* 10: e0004315.
- 632 Tee, G.H., Yoep, N., Jai, A.N., Abdul Mutalip, M.H., Paiwai, F., Hashim, M.H., Pan, S., Lodz,
633 N.A. & Aris, T. 2019. Prolonged dengue outbreak at a high-rise apartment in Petaling Jaya,
634 Selangor, Malaysia: A case study. *Trop Biomed* 36(2): 550-558.
- 635 Tokachil, N. & Yusuf, N. 2018. Effect of rainfall duration on *Aedes aegypti* populations. *AIP*
636 *Proceedings*: 020081
- 637 Tuten, H.C., Moosmann, P., Mathis, A. & Schaffner, F. 2016. Effects of pyriproxyfen on *Aedes*
638 *japonicus* development and its autodissemination by gravid female in laboratory trials. *J Am*
639 *Mosquito Contr* 32(1): 55-58.
- 640 Unlu, I., Rochlin, L., Suman, D.S., Wang, Y., Chandel, K., Gaugler, R. 2020. Large-scale
641 operational pyriproxyfen autodissemination deployment to suppress the immature asian tiger
642 mosquito (Diptera: culicidae) populations. *J Med Entomol* XX(X): 1-11.
- 643 Unlu, I., Suman, D.S., Wang, Y., Klingler, K., Faraji, A. & Gaugler, R. 2017. Effectiveness of
644 autodissemination stations containing pyriproxyfen in reducing immature *Aedes albopictus*
645 populations. *Parasites Vectors* 10: 139
- 646 Valdez, L.D., Sibona, G.J. & Condat, C.A. 2018. Impact of rainfall on *Aedes aegypti* populations.
647 *Ecol Model* 385: 96-105.

- 648 Vector Diseases Branch (VBD). Protocol for surveillance and monitoring of vector using ovitrap.
649 Putrajaya: Division of Disease Control, Ministry of Health. Malay; 2005.
- 650 Withanage, G.P., Hapuarachchi, H.C., Viswakula, S.D., Gunawardena, Y.I.N.S. & Hapugoda, M.
651 2020. Entomological surveillance with viral tracking demonstrates a migrated viral strain
652 caused dengue epidemic in July, 2017 in Sri Lanka. *PLoS ONE* 15(5): e0231408
- 653 World Health Organization (WHO). 2020. Dengue and severe dengue. Downloaded from:
654 <https://www.who.int/news-room/fact-sheets/detail/dengue-and-severe-dengue>; assessed
655 March 25, 2020.
- 656 World Health Organization (WHO). Monitoring and managing insecticide resistance in *Aedes*
657 mosquito populations. Geneva: WHO; 2016. 11 p.
- 658 Yazan, L.S., Paskaran, K., Gopalsamy. & Majid, R.A. 2020. Aedestech Mosquito Home System
659 prevents the hatch of *Aedes* mosquito eggs and reduces its population. *Pertanika J. Sci. &*
660 *Technol* 28(1): 263-278.
- 661 Zul-‘Izzat, I.Z., Hidayatulfathi, O., Norhafizah, K., Nor Azimah, A.R., Mohamad Badrul, H.A.,
662 Mazrura, S., Rozita, H. & Saiful Azlan, N. 2019. Knowledge and practices regarding *Aedes*
663 control amongst residents of dengue hotspot areas in Selangor: A cross-sectional study. *Sains*
664 *Malaysiana* 48(4): 841-849.
- 665 Zapletal, J., Erraguntla, M., Adelman, Z.N., Myles, K.M. & Lawley, M.A. 2018. Impacts of diurnal
666 temperature and larval density on aquatic development of *Aedes aegypti*. *PLoS ONE* 13:
667 e0194025.
- 668
- 669
- 670