



Manchester Metropolitan University

Jayalakshmi, M and Garg, L and Maharajan, K and Jayakumar, K and Srinivasan, K and Bashir, AK and Ramesh, K (2021) Fuzzy Logic-Based Health Monitoring System for COVID'19 Patients. *Computers, Materials and Continua*, 67 (2). pp. 2431-2447. ISSN 1546-2218

Downloaded from: <http://e-space.mmu.ac.uk/627616/>

Version: Published Version

Publisher: Tech Science Press

DOI: <https://doi.org/10.32604/cmc.2021.015352>

Usage rights: Creative Commons: Attribution 4.0

Please cite the published version

<https://e-space.mmu.ac.uk>

Fuzzy Logic-Based Health Monitoring System for COVID'19 Patients

M. Jayalakshmi¹, Lalit Garg^{2,*}, K. Maharajan³, K. Jayakumar⁴, Kathiravan Srinivasan⁵,
Ali Kashif Bashir⁶ and K. Ramesh⁷

¹National Engineering College, Kovilpatti, 628503, India

²Faculty of Information and Communication Technology, University of Malta, Msida, MSD2080, Malta

³Vel Tech Rangarajan Dr. Sagunthala R& D Institute of Science and Technology, Chennai, 600062, India

⁴School of Computer Science and Engineering, Vellore Institute of Technology (VIT), Vellore, 632014, India

⁵School of Information Technology and Engineering, Vellore Institute of Technology (VIT), Vellore, 632014, India

⁶Department of Computing and Mathematics, Manchester Metropolitan University, Manchester, UK

⁷Department of Computer Science, Karnataka State Akkamahadevi Women's University, Vijayapura, India

*Corresponding Author: Lalit Garg. Email: lalit.garg@um.edu.mt

Received: 17 November 2020; Accepted: 21 December 2020

Abstract: In several countries, the ageing population contour focuses on high healthcare costs and overloaded health care environments. Pervasive health care monitoring system can be a potential alternative, especially in the COVID-19 pandemic situation to help mitigate such problems by encouraging healthcare to transition from hospital-centred services to self-care, mobile care and home care. In this aspect, we propose a pervasive system to monitor the COVID'19 patient's conditions within the hospital and outside by monitoring their medical and psychological situation. It facilitates better healthcare assistance, especially for COVID'19 patients and quarantined people. It identifies the patient's medical and psychological condition based on the current context and activities using a fuzzy context-aware reasoning engine based model. Fuzzy reasoning engine makes decisions using linguistic rules based on inference mechanisms that support the patient condition identification. Linguistics rules are framed based on the fuzzy set attributes belong to different context types. The fuzzy semantic rules are used to identify the relationship among the attributes, and the reasoning engine is used to ensure precise real-time context interpretation and current evaluation of the situation. Outcomes are measured using a fuzzy logic-based context reasoning system under simulation. The results indicate the usefulness of monitoring the COVID'19 patients based on the current context.

Keywords: Pervasive healthcare; COVID'19; context-aware; fuzzy reasoning engine; fuzzy logic; role-based expert system



This work is licensed under a Creative Commons Attribution 4.0 International License, which permits unrestricted use, distribution, and reproduction in any medium, provided the original work is properly cited.

1 Introduction

COVID'19 positive older adults with some medical history (comorbidity) have more probability of suffering from long-term illness or certain severe or life-threatening medical conditions. They might get terrified as soon they came to know about their likelihood of being COVID'19 positive. The psychological pressure on these age groups makes them scared, feeling stressed, and depressed. The fear of social isolation and feeling of loneliness may increase their mental stress. Context-aware computing can be an effective solution in such a scenario as it has demonstrated success in many domains [1–3], thanks to its accuracy. The proposed approach is designed for facilitating remote monitoring services to improve the quality of care of COVID'19 patients. A context-aware system for monitoring a patient's medical and physical conditions receives information. It consists of combinations of sensors to gather the patient's physiological signals to predict the patients' current condition through a decision support system and initiate necessary actions to safeguard the patient's life. The proposed pervasive context-aware architecture to monitor the patient's condition uses a fuzzy logic-based context-modelling and reasoning framework. As shown in Fig. 1, the system consists of the following modules.

- a. Wireless Sensor Network (WSN)—Consists of sensors for monitoring the patient's vital signs.
- b. Remote monitoring services: For monitoring the patient's physiological signal remotely and continuously through Body Area Network (BAN), connected to the internet and facilitating the interaction between patients and caretakers through a web camera and sensors.
- c. Reasoning and decision support: To predict the patient's current situation through current and previous knowledge and to perform an action accordingly.
- d. Cloud Storage: To store sensor data for future analysis services.

It is challenging to obtain a correct and accurate prediction of the current context using the traditional approaches, especially with the raw data. i.e., the sensor data, which might be imperfect and incomplete. This research aims to develop an extensible and flexible approach to monitor the patient's vital signs based on the current context and predict the patient's condition even remotely and act accordingly. The current context is interpreted using a fuzzy reasoning framework, which facilitates meaningful reasoning. The framework and its performance are evaluated using simulation.

2 Literature Survey

References [4,5] describe the basic concepts of remote patient monitoring while [1,6,7] investigate related issues such as health conditions' monitoring on specific aspects, scheduling alarm in the particular situation, and behavioural activities of the patient. Reference [8] reviews the personal care prototype of wearable devices, like Jawbone UP. Reference [1] illustrates (a) monitoring patients' activities for an extended period, (b) pattern recognition during sleeping, and (c) automatic warning indication. CARA project [7] develops the context-aware decision processing in a hospital environment and [9,10] propose a framework to facilitate optimized and continuous care using intelligent reasoning methods for the massive volume of heterogeneous data. The cascaded reasoning method [2,11] designed a pipeline for reasoning components to monitor patients. References [12,13] created a context-based emergency alarm system for doctors to monitor their patients' health. References [14–17] proposed a prototypical model for operator-assisted home-based total care networks integrated with a service platform to share patient-related information. Reference [16] advised a patient's electrocardiogram (ECG) monitoring collecting and

displaying the ECG data in real-time. References [18–22] have suggested various methods for monitoring the patient’s medical condition. Psychological parameters play a vital role in a patient’s recovery. The positive mental health will make the patient feel better and improve his/her health. References [23,24] proposed sensor-based activity recognition in smart homes. The researchers in [25–34] proposed an approach to characterize the patient’s length of stay in the hospital relating to its context and traits. In this paper, we propose a framework to monitor the patient’s medical history and psychological factors, especially for the COVID’19 affected older adults.

3 Proposed Methodology

WSN plays a vital role in implementing the proposed healthcare monitoring system, as shown in Fig. 1.

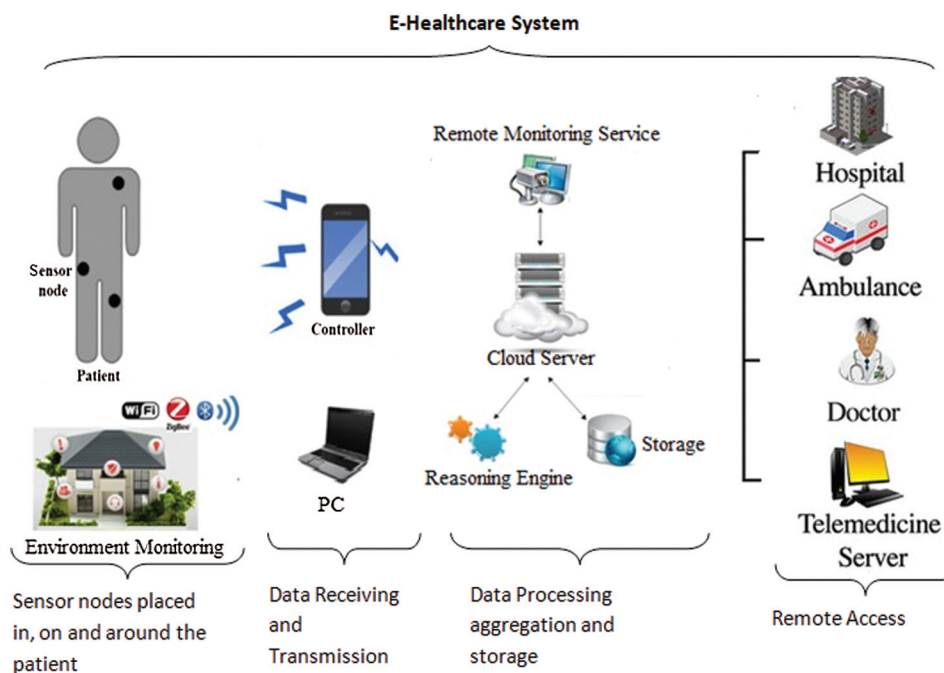


Figure 1: The proposed healthcare monitoring system’s architecture

According to the design, the patient is monitored by WSN. Once the WSN starts collecting the data, the gathered information is sent to the BS (base station) for further processing. WSN and BS are connected through WiFi, ZigBee [35] or Bluetooth. The data processing layer processes and analyzes the data. Caretakers, hospitals, or healthcare professionals are provided with the interpretation obtained through the data processing and decision analysis based on the physical event monitoring, the patient’s medical history, and its comparison with the current context. The reasoning method is used to understand the patient’s behaviour based on the current context. Among the various context reasoning decision models available, the fuzzy logic is selected as it makes it easy to add, delete, and update the rules based on the context. Semantics-based ontology mechanisms, rule-based expert systems, statistical classification, and instance-based are examples of existing reasoning mechanisms. However, these approaches need domain knowledge to fabricate better output. Though the Neural Network (NN) and Bayesian NN (BNN) can

understand the problem, the system must be trained frequently to update the model weights. It is proposed to develop a new framework to overcome the frequent update of model weights in the existing system. The new framework is designed by adapting the rule-based method with learning skills, making our system more intelligent than the current system. We propose the most suitable approach to obtain pervasive healthcare monitoring by combining a fuzzy rule-based reasoning method, a classification model, and a case-based reasoning method into a single framework. This proposed framework will recognize the patient’s condition based on daily living activities and their medical history. In the proposed approach, a context-aware healthcare monitoring system is implemented using a window-based framework (Fig. 2).

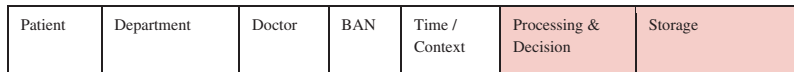


Figure 2: Window-based framework

In Fig. 2, “Patient,” “Department,” “Doctor” and “BAN” (Body Area Network—a wireless network of wearable computing devices) are members of the framework. The sensing operation is carried out based on the time or context. As the interpretation of the sensor data as the context is imperfect and incomplete, to make the sensor data meaningful, an extensible and flexible method is adopted by implementing the processing and decision-making approach. The working principle of the window-based framework for the hospital management system is shown in Fig. 3. It comprises the following steps where P_n denotes the ‘nth’ patient, DP_n denotes the ‘nth’ department, D_n denotes the ‘nth’ doctor, and H_n denotes the ‘nth’ hospital.

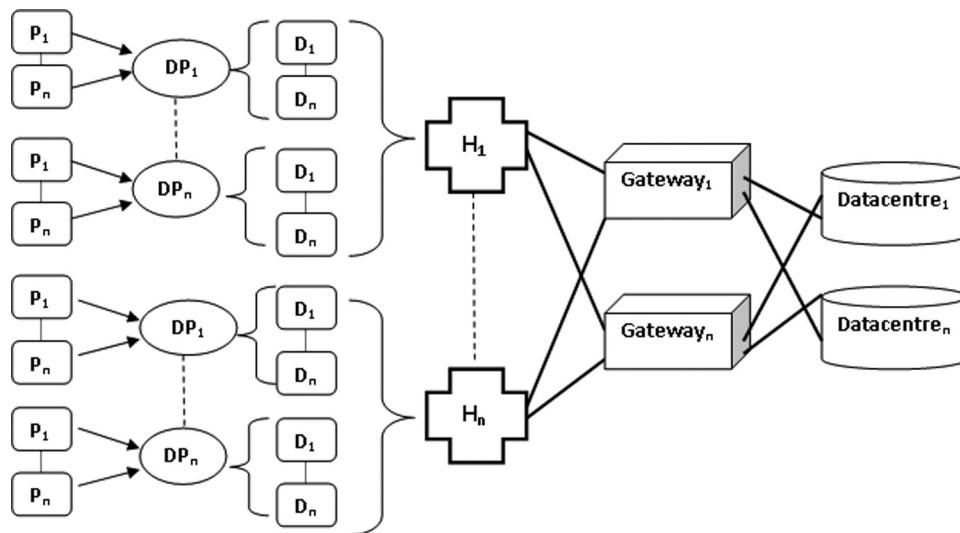


Figure 3: Window-based hospital management system

Step 1: Initialization

Step 1.1: Let H_k be the hospital k , where $k = \{1, 2, \dots, K\} \quad \forall k \in H$

Step 1.2: Let DP_d be the department d , where $d = \{1, 2, \dots, D\} \quad \forall d \in DP$

Step 1.3: Let Do_{dj}^k be the j th doctor, where $j = \{1, 2, \dots, J\}$ in the d th department (where $\forall d \in DP$) of the k th hospital (where $\forall k \in H$).

$$Do_{dj}^k = \{Do_{11}^1 \cup Do_{12}^2 \cup \dots \cup Do_{DJ}^K\} \quad \forall k \in H.$$

Step 1.4: Let P_{dp}^k be the Patient p , where $p = \{1, 2, \dots, P\}$ in the k th hospital's d th department.

$$P_{dp}^k = \{P_{11}^1 \cup P_{12}^2 \cup \dots \cup P_{DP}^K\} \quad \forall d \in DP, \forall p \in P, \forall k \in H$$

Step 1.5: Let BAN_p^{dj} be the BAN_p , where $p = \{1, 2, \dots, P\}$ in the j th hospital's d th department.

$$BAN_p^d = \{BAN_1^{11}, BAN_2^{11}, \dots, BAN_1^{21}, \dots, BAN_1^{12}, \dots, BAN_p^{DK}\} \quad \forall d \in DP, \forall k \in H$$

Step 2: Sensing and Processing

Step 2.1: $P_{dp}^k(w)$ and $BAN_p^{dk}(w)$ be the amount of data generated from the patient's P_p respective BAN_p in the k th hospital's d th department.

Step 2.2: Processing of the sensor data using Fuzzy Context Model

After initializing all the requirements and components wherever it is essential to monitor the patient's health condition, the next step is to process the sensor data. Moreover, sensors' data need to be indexed as context entities' attributes to perform this operation. A fuzzy context model is used to structure the context of current raw data and constructed with two models, namely the low-level context and high-level context models. The low-level contexts are structured into Personal Context and Environmental Context. In contrast, the high-level contexts consist of the activity event and medical condition. The patient's state is obtained from the low-level context and high-level context that identify the patient's current condition based on the current context. The different types of attributes belong to low-level and high-level contexts are listed in Fig. 4.

After pre-processing, the sensor data is indexed into the respective attributes set using a discrete fuzzy set. The fuzzy set is adapted to represent sensor data attributes as a low-level or high-level context using the fuzzy rule-based engine. The respective membership function for each attribute is built with the fuzzy set (Fig. 5). The function is used to represent how each attribute is taking part in the activity. It is used to measure the degree of involvement of each input. A membership function symbolizes the degree of participation of each input. It describes the functional overlap between inputs and eventually agrees on the output response. The attributes and their corresponding membership functions for our context model are given in Tab. 1

Along with the high-level context elucidation, the reasoning operation is also performed with the help of the fuzzy set listed in Tab. 1. In the fuzzy reasoning process, the relationship among the attributes is identified using the fuzzy semantic rules. These Semantic rules are also used to map the various fuzzy sets. The syntax for the fuzzy semantic rules is defined as follows.

"If A is X, then B is Y," where A and B are the fuzzy numbers in the fuzzy sets X and Y.

The membership values (weighting factors) are used to find the supremacy of semantic rules in the fuzzy output sets. Inputs are combined logically (based on logical methods) to obtain a specified input's expected output. For example, consider fuzzy semantic rules given in Tab. 2.

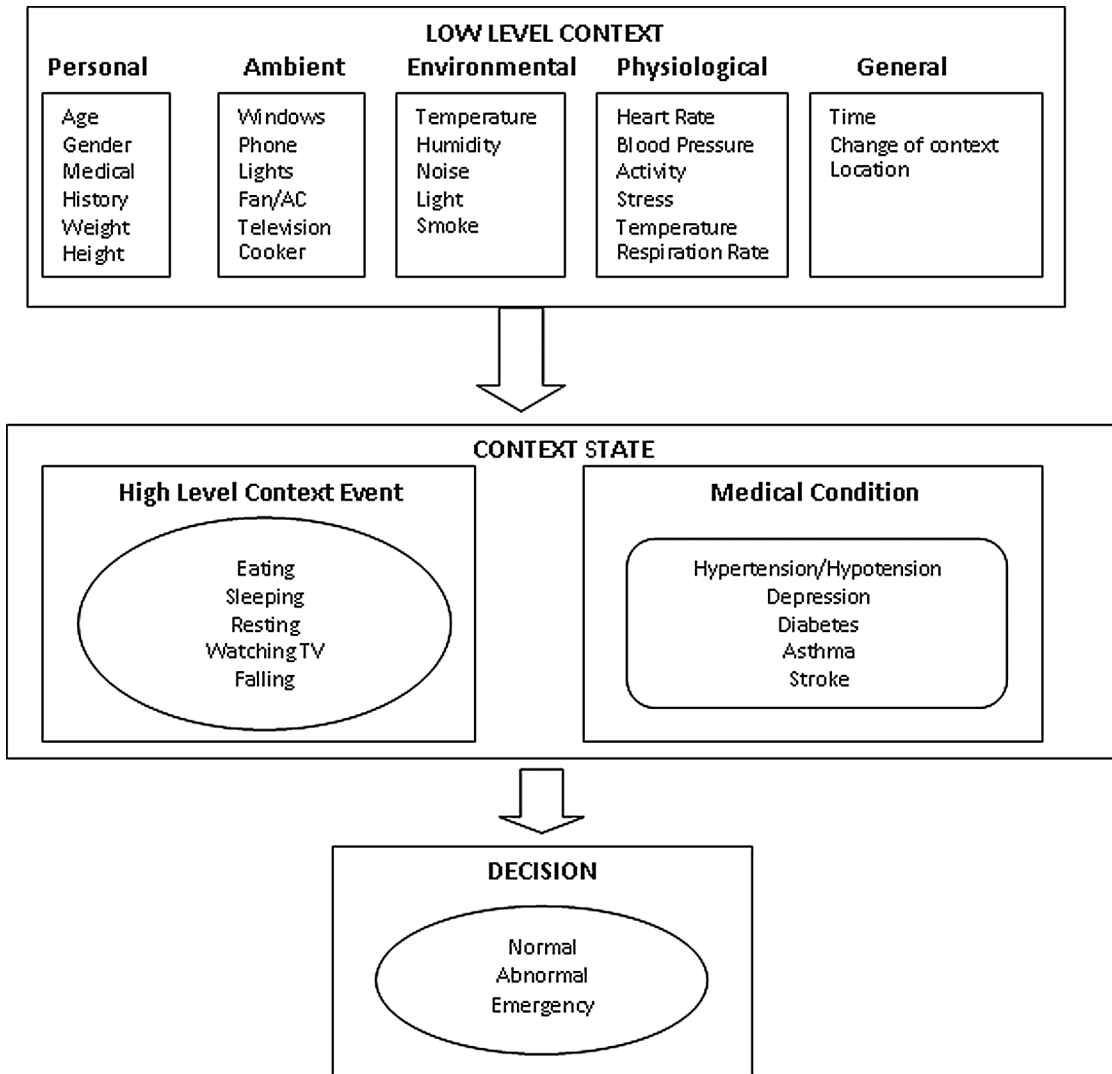


Figure 4: Low-level and high-level contexts

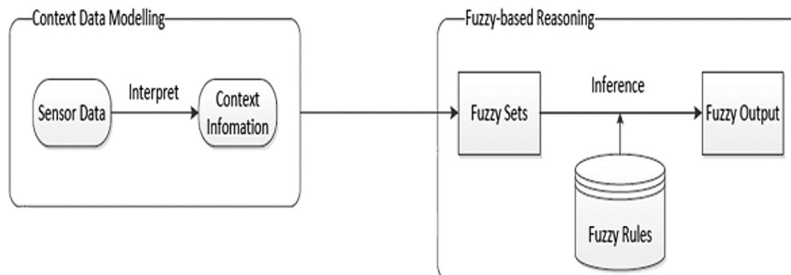


Figure 5: Fuzzy context modelling

Table 1: Attributes, fuzzy sets, and membership function

Attributes	Fuzzy set	Membership function
{Male, Female}	Gender	Gender of the person
{Young, Middle-age, Elder}	Age	Age of the person
{Open, Close}	Window	Status of window
{Morning, Afternoon, ..., Late Night}	Time	Time of the day
{ON, OFF}	TV	TV status
{Cold, Warm, Hot}	Temperature	Room temperature
{Mute, Normal, Noisy}	Sound	Level of noise
{Bedroom, Living Room, ..., Kitchen}	Location	Current location
{Dry, Normal, Wet}	Humidity	Humidity level
{Dark, Normal}	Light	Status of light
{Hypertension, ..., Diabetes}	Medical condition	Health status

Table 2: Fuzzy activity-based semantic rules

Rule 1:	If Activity is Sleeping and (TV is ON or Cooker is ON or Lights is ON) then Situation is Abnormal
Rule 2:	If Activity is Sleeping and Location is not Bedroom, then Situation is Abnormal
Rule 3:	If Activity is Cooking and Location is Kitchen and Cooker is OFF, then the Situation is Abnormal
Rule 4:	If (Activity is Resting or Activity is WatchingTV) and Duration is VeryLong, then the Situation is Abnormal

Rule 3 portrays that though the location is the kitchen, the cooker is in the off state. By this condition, fuzzy reasoning mechanism will predict that the situation is abnormal, and hence the patient is in an abnormal condition. Psychologically, COVID'19 patients are disturbed due to the current pandemic and lockdown. We can predict the COVID'19 patients' condition based on current context and activity. These activity-based semantic rules will produce a better outcome. For instance, Rule 2 combines the fuzzy set location and the context to formulate the semantic rule. Though the patient is not in Bedroom, the patient is sleeping. It says that the patient is Abnormal, and the patient needs medical assistance immediately. By monitoring the activity of COVID'19 affected patients, it is possible to predict their psychological and medical conditions. [Tab. 3](#) lists the examples for Fuzzy Patients' medical history-based semantic rules. Here a patient's medical history and activity event are considered to predict the condition of the patient. In rule 2, fuzzy sets such as location, TV, and patient's medical history predict the patient's status. Usually, the sensor data is uncertain, inaccurate, and consists of missing information. Due to this distinctiveness and to make the sensor data meaningful, a rule-based mechanism is proposed by adopting the fuzzy logic principle.

As shown in [Fig. 6](#), this rule-based system consists of fuzzy sets, rules, and a hypothesizing engine to predict the sensed data based on the current context. From the inference operation, the patients' current status is decided. The fuzzification uses the defined membership functions to process the inputs like ECG (Electrocardiogram), BP (Blood Pressure), Temperature, etc., and fuzzify them. The inference/hypothesizing engine begins the processing after fuzzifying the input

with the membership function’s help. It uses the defined semantic rule to classify the input from one or more fuzzy sets to map with the patient’s correct condition.

Table 3: Patient’s medical history based semantics rules

Rule 1:	If the activity is not Exercising and (HeartRate is VeryHigh or RespirationRate is VeryHigh), then Situation is Abnormal
Rule 2:	If (Activity is Sleeping or Activity is Resting or Activity is WatchingTV or Activity is Toileting) and SystolicBlood Pressure is High, and DynamicBloodPressure is High) then the Situation is Abnormal
Rule 3:	If SystolicBloodPressure is VeryHigh and DynamicBloodPressure is VeryHigh, then Situation is Abnormal
Rule 4:	If (HeartRate is VeryLow or RespirationRate is VeryLow) and (SystolicBloodPressure is VeryLow or DynamicBloodPressure is VeryLow), then Situation is Abnormal

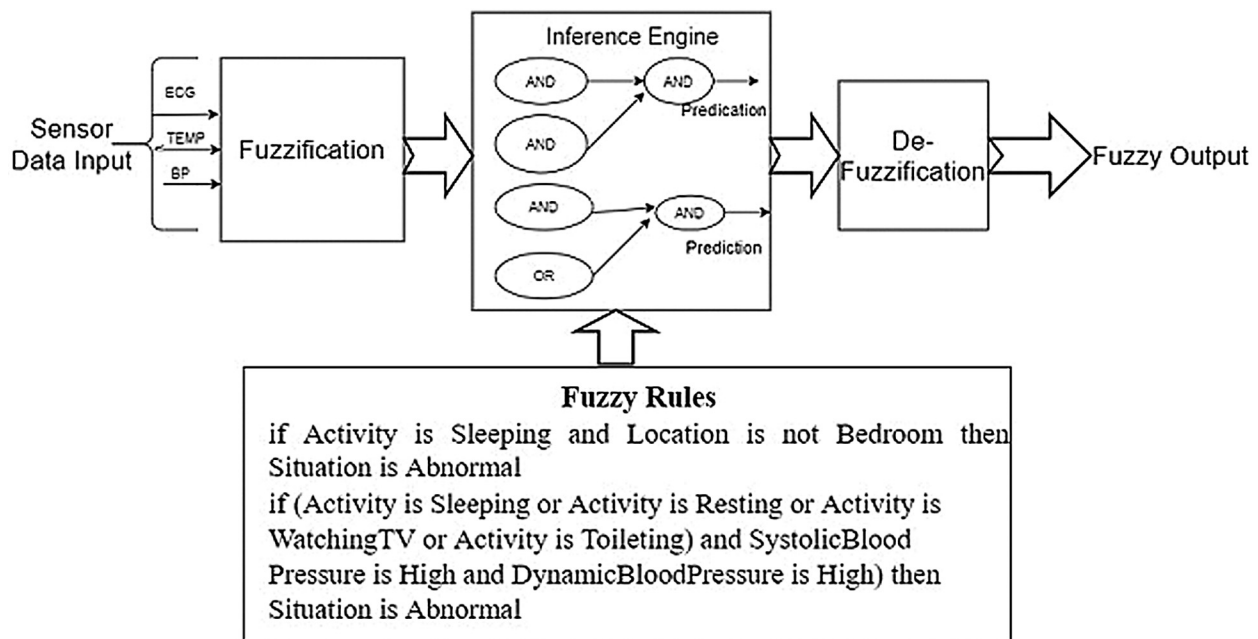


Figure 6: Fuzzy rule-based engine

After mapping, the defuzzification is performed to extract the fuzzy output, obtaining the patient’s exact status. Decisions should be made by applying effective data analysis techniques. Assume that a patient’s blood pressure data A checked on timeframe $T = \{1, 2, 3, \dots, t\}$ with $G = \{W1, W2, \dots, Wm\}$ window frames as shown in Fig. 7. For example, P_4^{23} represents the patient ‘4’ associated with the department ‘3’ in hospital ‘2’. B_{34}^{32} indicates BAN-3 of patient 4 is tied to the department ‘3’ of hospital ‘2’. The normal blood pressure of three-timeslots (4, 5, 6) in the second (Fig. 7) window (W2) is checked as 140 (Avg.W2), which is higher than the critical level of 125, i.e., (if (Avg.Wm > 125)).

Step 3: Storage and Access

After extracting and processing the sensor data to decide the patient’s condition, it must be stored for further analysis. For this purpose, cloud assistive technology [36] will bring a better outcome. Assume that there is a geo-dispersed data center DC_n , where $\{n = 1, 2, 3, \dots, N\}$ placed in the cloud, connected to all gateways GW_m where $\{m = 1, 2, 3, \dots, M\}$. With gateways’ help, the data is transferred and stored in the corresponding cloud data center for future analysis.

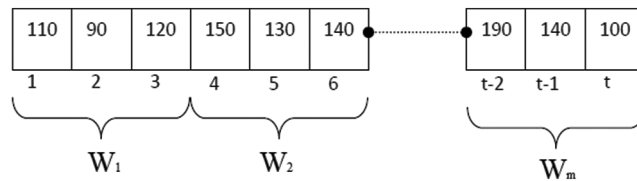


Figure 7: Time slot on window-based framework

4 Performance Evaluations

Monitoring and measuring Covid’19 patients’ daily living activities are mandatory to decide their medical history and psychological condition. It is essential to monitor the daily living activity of Covid’19 positive patient is to recognize their psychological condition. This daily living activity can be classified, based on the motion, into (1) the motionless activity or static activity, and (2) motion full or dynamic activity or complex activity. The static activity corresponds to the motion which belongs to the human body’s static posture, such as lying, standing, sleeping, etc., measured as the thigh and trunk posture. Three-dimensional acceleration and orientation of the thigh and the trunk ($t, A_x, A_y, A_z, G_x, G_z, T_x, T_y, T_z$) are measured continuously using smartphones and bio harness sensors. The standard deviation in each one-second window of the thigh or trunk acceleration values determines the motionless activity. When the standard deviation is lower than a threshold, then the activity is classified as static else dynamic. In our testing, the threshold value for thigh acceleration was 0.25 m/s, and for the trunk, it was 0.3 m/s to detect static activity. The patient’s activity state is determined by accelerating the thigh and trunk and previous activity state. If the acceleration value is above the threshold and the previous state is static, then the patient activity transits from static to dynamic. The algorithm in Fig. 8 is a simple rule-based system used for the real-time recognition of static activities. The mean accelerations over the one-second window are converted to a corresponding inclination angle (α), using the arc cosine transformation, as described in Eq. (1).

$$\alpha \text{ degrees} = 180/\Pi * \text{arc cos} (\beta/f) \tag{1}$$

where β is the mean acceleration of the corresponding axis, f is the earth’s gravity, α in degrees corresponds to the angle of inclination for the trunk or thigh. Moreover, the real-time classification of complex/dynamic activities of Covid’19 patients, the machine learning classifiers, such as Bayesian Network, Decision Tree, K-Nearest Neighbors, and Neural Network, are employed. For new occurrences, the classification model is used to identify the membership. The inference process starts as soon the classification model is fed with the sensor data and completes with the help of the features extracted from the sensor data. The patient’s activity is predicted from the maximum confidence value.

```

input: Extracted Feature Vector, Previous Activity State
output: Activity State
begin
    SD-Thigh → Standard Deviation of the Smartphone Acceleration;
    SD-Trunk → Standard Deviation of the BioHarness Acceleration;
    for each SD-Thigh and SD-Trunk of the feature-vector do
        switch Previous Activity State do
            case Transitional
                if SD-Thigh <=0:25 and SD-Trunk<= 0:3 then
                    ActivityState = Stationary;
                else
                    ActivityState = Active;
                end
            end
            case Active
                if SD-Thigh <= 0.25 and SD-Trunk<= 0.3 then
                    ActivityState= Transitional;
                else
                    ActivityState= Active;
                end
            end
            case Stationary
                if SD-Thigh > 02.5 and SD-Trunk > 0.3 then
                    ActivityState=Transitional;
                else
                    ActivityState= Stationary;
                end
            end
        endsw
    end
end

```

Figure 8: Algorithm for simple rule based system

Classification Models

Information was obtained from individual patients named physically for supervised learning. Each person's data are randomly grouped for training and testing. The classification model is applied to each record's training data set and then tested with the respective testing set known as the personal model. This model is specific for each user but cannot be adapted for different users. Moreover, to overcome the scalability limitation in a personal model, another model is proposed, as the default model can be adapted for different users. In this model, the diverse user's information is joined together to fabricate a standard classification model. Though a common classification model is built, it may not match each person's specific activity because of the individuals' physical divergence. Further, to obtain better performance using the classification model adapted model, misclassified occurrences are removed or filtered after evaluating the default model using a 10-fold cross-validation method.

As shown in [Tab. 4](#), the default model's and adapted model's total instances are 6109 and 6827, respectively. The adapted model can be the perfect model for each user as it can be

built with higher instances. The 10-fold cross-validation is used to test the classifiers' efficiency because the adapted model is examined for each specific user by applying various machine learning classifiers. Tab. 5 lists the performance of different classifiers. Each adapted model's classification accuracy remains consistently above 90%. Fig. 9 plots three different Bayesian network classifier models' accuracy values for eight patients. The default model's process starts with identifying the most related/similar previous cases (or problems). Their information is then reused to solve the problem (similar to a previous case or problem). Next, this solution is modified for the new problem. The updated solution is retained if it is suitable for solving the new problem.

Table 4: Number of activity instance for different classification models

Activity	Personal model	Default model	Adapted model
Sitting	415	525	605
Standing	302	405	495
Walking	1485	1580	1689
Running	1048	1137	1258
Bending	389	476	598
Walking stairs	1894	1986	2182
Total	5533	6109	6827

Table 5: Weighted average accuracy using different classifiers and models

Classifier	Precision (%)	Recall (%)	F1-score (%)	MCC (%)	Accuracy (%)
Personal model					
Bayesian network	98.3	98.3	98.3	98.0	98.3
K-nearest neighbor	99.1	99.1	99.0	98.9	99.0
Neural network	98.8	98.7	98.7	98.6	98.7
Decision tree	99.0	99.0	99.0	98.9	99.0
Default model					
Bayesian network	86.3	85.1	85.2	82.8	85.1
K-nearest neighbor	98.1	98.1	98.1	98.0	98.1
Neural network	97.1	96.9	96.9	96.6	96.9
Decision tree	97.9	97.9	97.9	97.6	97.9
Adapted model					
Bayesian network	93.2	93.2	93.1	93.0	93.2
K-nearest neighbor	98.3	98.3	98.2	98.0	98.3
Neural network	98.3	98.2	98.2	98.1	98.2
Decision tree	98.5	98.5	98.5	98.3	98.5

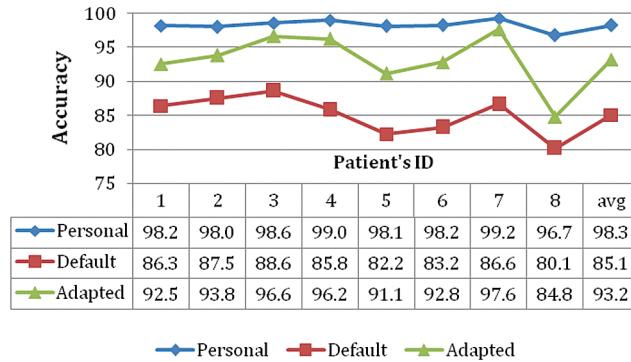


Figure 9: Accuracy of different models using Bayesian network classifier

The similarity measures involved in case-retrieval very much depend on the application domain. Further, context awareness and a query-sensitive mechanism are used for the similarity measure to address these problems. The query-sensitive methodology is developed with context understanding within our reasoning system, as in Eq. (2).

$$Q_i(P, T) = \frac{\sum_{p=1}^n E * Q(p, T)}{\sum_{p=1}^n E} \quad (2)$$

where Q_i represents the global similarity of the present case (queried) P . The past case $T \cdot Q_i$ is calculated based on the local similarity of the present case, the past case, and the dynamic weight E . The default model (CBR) is capable of making analogies based on previous experience. However, to perform reasoning functions, sufficient solved cases are needed as the reasoning resources. Supervised learning scheme—labelling the solutions can be tedious. Unsupervised learning mechanism—by adopting an adaptation technique for CBR derived from fuzzy logic based on intelligent reasoning and modelling.

- The Fuzzy adaptation model first configures the fuzzy reasoning engine by setting up fuzzy sets and rules.
- Then traverse the case base to find similar cases using K-NN. Now, based on the traversed case, predict the weighted median of similarity.
- If the confidence of the prediction is low, apply the fuzzy adaptation technique.
- Use the fuzzy output to revise the solution of the present case.

Daily activity performance can be measured with the help of a confusion matrix as shown in Tab. 6

- If the outcome of a prediction is abnormal, and the actual situation is also abnormal, it is called a true positive (TP).
- If the actual situation is normal, but the predicted situation is abnormal, it is a false positive (FP).
- Conversely, a true negative (TN) has occurred when both the prediction and actual situations are normal. A false-negative (FN) is when the prediction outcome is normal, while the actual situation is abnormal.

The receiver operating characteristic (ROC) is used to evaluate our reasoning framework to predict accuracy. Fig. 10 describes the ROC curve calculating the TP and the FP rates. Each point

in ROC represents the prediction result for three different models. The best possible prediction method would yield a point in the upper left corner (0, 1).

Table 6: Confusion matrix

	Actually abnormal (+ive)	Actually normal (-ive)
Predicated abnormal (+ive)	TP (Patient is abnormal and prediction is abnormal)	FP (Patient is normal but prediction is abnormal)
Predicted normal (-ive)	FN (Patient is abnormal but prediction as normal)	TN (Patient is normal and prediction is normal)

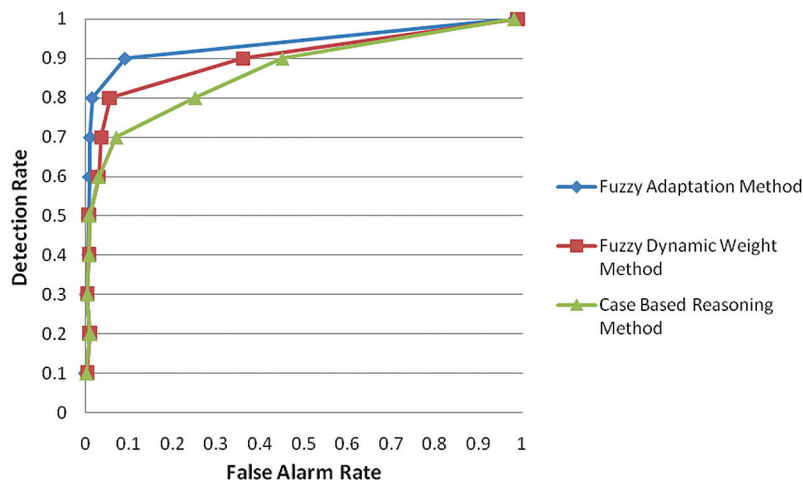


Figure 10: Receiver operating characteristics curve for anomaly detection

For the Fuzzy adaptation method, the best performance is 96.5% Specificity, 92.3% Precision, and 91.8% accuracy (Fig. 11); while setting the confidence value threshold to 0.7, the normal CBR approach only gives 91.5% Specificity, 82.8% Precision, and 89.5% Accuracy.

The proposed method’s packet loss and data transmission rates are compared with the existing healthcare monitoring system [18]. Tab. 7 describes the amount of data transmitted within 24 hours, the packet loss rate, and the sensor data acquisition frequency. As in Tab. 7, while using the existing method, the percentage of packet loss is 0.7% for transferring 7MB of data per day.

For the Fuzzy adaptation method, the best performance is 96.5% Specificity, 92.3% Precision, and 91.8% accuracy (see Fig. 11); while setting the confidence value threshold to 0.7, the normal CBR approach only gives 91.5% Specificity, 82.8% Precision, and 89.5% Accuracy. The proposed method’s packet loss and data transmission rates are compared with the existing healthcare monitoring system [17]. Tab. 7 describes the amount of data transmitted within 24 h, the packet loss rate, and the sensor data acquisition frequency. As in Tab. 7, while using the existing method, the percentage of packet loss is 0.7% for transferring 7MB of data per day. In our proposed method, the data loss of transferring 30 GB data per day is less than 0.64%, as shown in Tab. 8.

Therefore, the proposed method (in Tab. 8) has a better packet delivery ratio than the existing method (in Tab. 7). From Tab. 8, the short-distance wireless transmission and remote wireless transmission are operated normally, and there is less data loss while transmitting the health care data in real-time.

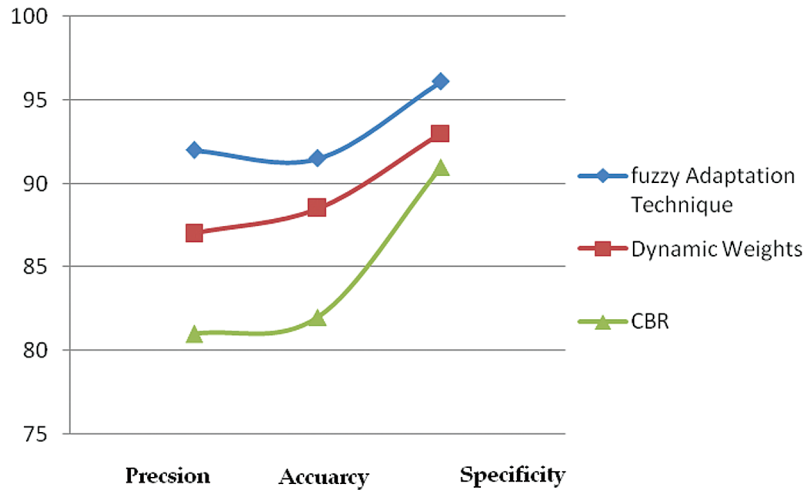


Figure 11: Accuracy prediction graph for three models

Table 7: Performance table—existing healthcare application [18]

Parameter	Acquisition frequency of the sensor data (Hz)	Packet loss-rate (%)	Data transmitted in 24 h	Std
Heartrate	0.3	<0.1	25,920 bytes	24
Respiratory	0.3	<0.1	25,910 bytes	24
Patient temperature	0.3	<0.1	25,890 bytes	24
R–R interval	1	<0.1	86,390 bytes	24
Acceleration X	100	<0.1	2,164,986 bytes	24
Acceleration Y	100	<0.1	2,164,980 bytes	24
Acceleration Z	100	<0.1	2,164,900 bytes	24

Table 8: Performance table—proposed healthcare application

Performance factors	Healthcare application
Bio harness sensor data size (heartbeat, temperature)	30 GB/day
Transmission capacity of the generated sensor data	29 GB/day
Packet delivery ratio	98.5%
Data loss	<0.64%
Energy consumption	73.59 J
Classification accuracy	96.87%

5 Conclusion

In this article, we proposed a context-aware health monitoring system to monitor the health and psychological condition of the COVID'19 affected or quarantined elderly patients. This framework is developed with a fuzzy-reasoning mechanism to make a prediction/decision about the patient's status using the event and medical context. A fuzzy context set is used to categorize the attributes based on the activity of the patient. The patient's activity and medical history are recognized using three different classification models; among these fuzzy adapted model yields the best accuracy since it follows the unsupervised learning method. This proposed method appreciably improves the reasoning engine's performance in accuracy, specificity, and efficiency. By adopting the proposed framework, the COVID'19 patients, especially the older adults, can be monitored to analyze their activity based on the context. Moreover, this is obtained by acclimatizing the adaptation model with the context reasoning method. The proposed method can enhance the system functionality in security aspects since the patient's data carries the most accurate information to undergo treatment encryption standards.

Funding Statement: This work is partially funding by the University of Malta's Internal Research Grants.

Conflicts of Interest: The authors declare that they have no conflicts of interest to report regarding the present study.

References

- [1] M. Jayalakshmi and V. Gomathi, "Pervasive health monitoring through video-based activity information integrated with sensor-cloud oriented context-aware decision support system," *Multimedia Tools and Applications*, vol. 79, no. 5, pp. 3699–3712, 2020.
- [2] M. Jayalakshmi and V. Gomathi, "Sensor-cloud based precision agriculture approach for intelligent water management," *International Journal of Plant Production*, vol. 14, pp. 177–186, 2020.
- [3] M. T. Mardini, Y. Iraqi and N. Agoulmine, "A survey of healthcare monitoring systems for chronically ill patients and elderly," *Journal of Medical Systems*, vol. 43, no. 3, pp. 50, 2019.
- [4] J. Cubo, A. Nieto and E. Pimentel, "A cloud-based internet of things platform for ambient assisted living," *Sensors*, vol. 14, no. 8, pp. 14070–14105, 2014.
- [5] U. Varshney, "Context-awareness in healthcare," in *Pervasive Healthcare Computing*, Boston, MA: Springer, pp. 231–257, 2009.
- [6] J. Huisken, "What is the future of data and analytics in healthcare after COVID-19?," *Health IT OUTCOMES*, 2020. [Online]. Available: <https://www.healthitoutcomes.com/doc/what-is-the-future-of-data-and-analytics-in-healthcare-after-covid-0001>.
- [7] B. Yuan and J. Herbert, "Fuzzy CARA—A fuzzy-based context reasoning system for pervasive healthcare," *Procedia Computer Science*, vol. 10, pp. 357–365, 2012.
- [8] Y. Huang, J. Xu, B. Yu and P. B. Shull, "Validity of FitBit, jawbone UP, Nike+ and other wearable devices for level and stair walking," *Gait & Posture*, vol. 48, no. 1, pp. 36–41, 2016.
- [9] M. Dirin, A. Dirin and T. H. Laine, "User-centered design of a context-aware nurse assistant (CANA) at finish elderly houses," in *Proc. of the 9th Int. Conf. on Ubiquitous Information Management and Communication*, Bali, Indonesia, pp. 1–8, 2015.
- [10] F. Ongenaes, J. Famaey, S. Verstichel, S. De Zutter, S. Latré *et al.*, "Ambient-aware continuous care through semantic context dissemination," *BMC Medical Informatics and Decision Making*, vol. 14, no. 1, pp. 97–102, 2014.
- [11] M. De Brouwer, F. Ongenaes, P. Bonte and F. De Turck, "Towards a cascading reasoning framework to support responsive ambient-intelligent healthcare interventions," *Sensors*, vol. 18, no. 10, pp. 3514–3538, 2018.

- [12] M. T. Mardini, Y. Iraqi and N. Agoulmine, "A survey of healthcare monitoring systems for chronically ill patients and elderly," *Journal of Medical Systems*, vol. 43, no. 3, pp. 50, 2019.
- [13] WHO, "Mental health and psychological resilience during the COVID-19 pandemic," *Coronavirus disease (COVID-19) outbreak*, WHO, 2020. [Online]. Available: <https://www.euro.who.int/en/health-topics/health-emergencies/coronavirus-covid-19/news/news/2020/3/mental-health-and-psychological-resilience-during-the-covid-19-pandemic>.
- [14] F. Paganelli and D. Giuli, "An ontology-based system for context-aware and configurable services to support home-based continuous care," *IEEE Transactions on Information Technology in Biomedicine*, vol. 15, no. 2, pp. 324–333, 2010.
- [15] B. Yuan and J. Herbert, "Context-aware hybrid reasoning framework for pervasive healthcare," *Personal and Ubiquitous Computing*, vol. 18, no. 4, pp. 865–881, 2014.
- [16] C.-Y. Yang and W.-F. Wang, "Effective electrocardiogram steganography based on coefficient alignment," *Journal of Medical Systems*, vol. 40, no. 3, pp. 66–79, 2016.
- [17] A. Vasukidevi, M. Jayalakshmi and V. Gomathi, "Secure communication between wireless medical sensor networks and data servers using Paillier and ElGamal key cryptosystem," in *2016 Int. Conf. on Computing Technologies and Intelligent Data Engineering*, Kovilpatti, India, pp. 1–6, 2016.
- [18] W. Zhang, K. T. Weiping and R. Stoll, "A context-aware mhealth system for online physiological monitoring in remote healthcare," *International Journal of Computers Communications & Control*, vol. 11, no. 1, pp. 142–156, 2015.
- [19] G. T. Reddy and N. Khare, "An efficient system for heart disease prediction using hybrid OFBAT with rule-based fuzzy logic model," *Journal of Circuits, Systems and Computers*, vol. 26, no. 4, pp. 1750001–1750061, 2017.
- [20] G. T. Reddy, M. P. K. Reddy, K. Lakshmana, D. S. Rajput, R. Kaluri *et al.*, "Hybrid genetic algorithm and a fuzzy logic classifier for heart disease diagnosis," *Evolutionary Intelligence*, vol. 13, no. 2, pp. 185–196, 2020.
- [21] T. R. Gadekallu, N. Khare, S. Bhattacharya, S. Singh, P. K. R. Maddikunta *et al.*, "Deep neural networks to predict diabetic retinopathy," *Journal of Ambient Intelligence and Humanized Computing*, 2020. <https://doi.org/10.1007/s12652-020-01963-7>.
- [22] K. Srinivasan, N. Mahendran, D. R. Vincent, C. Y. Chang, S. Syed-Abdul *et al.*, "Realizing an integrated multistage support vector machine model for augmented recognition of unipolar depression," *Electronics*, vol. 9, no. 4, pp. 647–661, 2020.
- [23] S. I. McClean, L. Garg, P. Chaurasia, B. Scotney and C. Nugent, "Using model-based clustering to discretize duration information for activity recognition," in *Proc 24th Int. Sym. on Computer-Based Medical Systems*, Bristol, UK: IEEE, 2011.
- [24] P. Chaurasia, S. I. McClean, C. D. Nugent and B. Scotney, "A duration-based online reminder system," *International Journal of Pervasive Computing and Communications*, vol. 10, no. 3, pp. 337–366, 2014.
- [25] L. Garg, S. I. McClean, B. Meenan and P. Millard, "A non-homogeneous discrete time Markov model for admission scheduling and resource planning in a cost or capacity constrained healthcare system," *Health Care Management Science*, vol. 13, no. 2, pp. 155–169, 2010.
- [26] L. Garg, S. I. McClean, M. Barton, B. J. Meenan and K. Fullerton, "Intelligent patient management and resource planning for complex, heterogeneous and stochastic healthcare systems," *IEEE Transactions on Systems, Man and Cybernetics-Part A: Systems and Humans*, vol. 42, no. 6, pp. 1332–1345, 2012.
- [27] L. Garg, S. I. McClean, B. J. Meenan and P. Millard, "Phase-type survival trees and mixed distribution survival trees for clustering patients' hospital length of stay," *Informatica*, vol. 22, no. 1, pp. 57–72, 2011.
- [28] J. Gillespie, S. I. McClean, B. Scotney, L. Garg, M. Barton *et al.*, "Costing hospital resources for stroke patients using phase-type models," *Health Care Management Science*, vol. 14, no. 3, pp. 279–291, 2011.
- [29] S. I. McClean, J. Gillespie, L. Garg, M. Barton, B. Scotney *et al.*, "Using phase-type models to cost stroke patient care across health, social and community services," *European Journal of Operational Research*, vol. 236, no. 1, pp. 190–199, 2014.

- [30] L. Garg, S. I. McClean, M. Barton, B. Meenan and K. Fullerton, "Forecasting hospital bed requirements and cost of care using phase type survival trees," in *Proc. of IEEE Int. Conf. Intelligent Systems*, London, UK, pp. 185–190, 2010.
- [31] N. Mahendran, P. M. Durai Raj Vincent, K. Srinivasan, V. Sharma and D. K. Jayakody, "Realizing a stacking generalization model to improve the prediction accuracy of major depressive disorder in adults," *IEEE Access*, vol. 8, no. 4, pp. 49509–49522, 2020.
- [32] N. Mahendran, P. M. Durai Raj Vincent, K. Srinivasan, C. Y. Chang, A. Garg *et al.*, "Sensor-assisted weighted average ensemble model for detecting major depressive disorder," *Sensors*, vol. 19, no. 22, pp. 4822–4836, 2019.
- [33] S. Syed-Abdul, S. Malwade, A. A. Nursetyo, M. Sood, M. Bhatia *et al.*, "Virtual reality among the elderly: A usefulness and acceptance study from Taiwan," *BMC Geriatrics*, vol. 19, no. 1, pp. 223–234, 2019.
- [34] P. Chakriswaran, P. M. Durai Raj Vincent, K. Srinivasan, V. Sharma, C. Y. Chang *et al.*, "Emotion AI-driven sentiment analysis: A survey, future research directions," *Applied Sciences*, vol. 9, no. 24, pp. 5462–5478, 2019.
- [35] M. Uradzinski, H. Guo, X. Liu and M. Yu, "Advanced indoor positioning using zigbee wireless technology," *Wireless Personal Communications*, vol. 97, no. 4, pp. 6509–6518, 2017.
- [36] A. Shahzad, Y. S. Lee, M. Lee, Y. G. Kim and N. Xiong, "Real-time cloud-based health tracking and monitoring system in designed boundary for cardiology patients," *Journal of Sensors*, vol. 2018, pp. 1–15, 2018.