

Original citation:

Hobson, David (David G.) and Zhu, Yeqi. (2016) Optimal consumption and sale strategies for a risk averse agent. *SIAM Journal on Financial Mathematics*, 7 (1). pp. 674-719.

Permanent WRAP URL:

<http://wrap.warwick.ac.uk/79786>

Copyright and reuse:

The Warwick Research Archive Portal (WRAP) makes this work of researchers of the University of Warwick available open access under the following conditions. Copyright © and all moral rights to the version of the paper presented here belong to the individual author(s) and/or other copyright owners. To the extent reasonable and practicable the material made available in WRAP has been checked for eligibility before being made available.

Copies of full items can be used for personal research or study, educational, or not-for-profit purposes without prior permission or charge. Provided that the authors, title and full bibliographic details are credited, a hyperlink and/or URL is given for the original metadata page and the content is not changed in any way.

Publisher's statement:

First Published in *SIAM Journal on Financial Mathematics*, 7 (1). pp. 674-719. 2016. published by the Society for Industrial and Applied Mathematics (SIAM). Copyright © by SIAM. Unauthorized reproduction of this article is prohibited.

<http://dx.doi.org/10.1137/140982738>

A note on versions:

The version presented in WRAP is the published version or, version of record, and may be cited as it appears here.

For more information, please contact the WRAP Team at: wrap@warwick.ac.uk

OPTIMAL CONSUMPTION AND SALE STRATEGIES FOR A RISK AVERSE AGENT

DAVID HOBSON AND YEQI ZHU

ABSTRACT. In this article we consider an optimal consumption/optimal portfolio problem in which an agent with constant relative risk aversion seeks to maximise expected discounted utility of consumption over the infinite horizon, in a model comprising a risk-free asset and a risky asset in which the risky asset can only be sold and not bought.

The problem is an extension of the Merton problem and a special case of the transaction costs model of Constantinides-Magill and Davis-Norman. Via various transforms we are able to make considerable progress towards an analytical solution. The solution can be expressed via a first crossing problem for an initial-value, first order ODE.

The fact that we have a relatively explicit solution means we are able to consider the comparative statics of the problem. There are some surprising conclusions, such as consumption rates are not monotone increasing in the return of the asset, nor are the certainty equivalent values of the risky positions monotone in the risk aversion.

Key words: Optimal consumption/investment problem, transaction costs, sale strategy, reflecting diffusion, local time.

AMS subject classifications: 91G10, 93E20

1. INTRODUCTION

This article is concerned with the optimal behaviour of an agent whose goal is to maximise the expected discounted utility of consumption, and who finances consumption from a combination of initial wealth and from the sale of an initial endowment of an infinitely divisible security. Her actions are to choose an optimal consumption strategy and an optimal holding or portfolio of a risky security, under the restriction that the risky asset can only be sold, and purchases are not permitted. As such this problem is an extension of the Merton [21] optimal consumption/optimal portfolio problem and a special case of a consumption/investment problem with proportional transaction costs.

Merton [21] considered portfolio optimisation and consumption in a continuous-time stochastic model, with an investment opportunity set comprising a risk-free bond and a risky asset with constant return and volatility. Merton chose to study these issues by first understanding the behaviour of a single agent acting as a price-taker. Under an assumption of constant relative risk aversion (CRRA) he obtained a closed form solution to the problem and the optimal strategy in his model consists of trading continuously in order to keep the fraction of wealth invested in the risky security equal to a constant.

Merton's model was subsequently generalised to an incomplete financial market setting where perfect hedging is no longer possible. Constantinides and Magill [4] (see also Constantinides [3]) introduced proportional transaction costs to the model and considered an investor whose aim is to maximise the expected utility of consumption over an infinite horizon under power utility. They conjectured the existence of a 'no-transaction' region, and that it is optimal to keep the proportion of wealth invested in the risky asset within some interval. Subsequently Davis and Norman [5] gave

Date: May 10, 2016.

Department of Statistics, University of Warwick, Coventry, CV4 7AL, UK. D.Hobson@warwick.ac.uk, Yeqi.Zhu@warwick.ac.uk.

a precise formulation. The Davis and Norman [5] analysis of the problem via stochastic control is a landmark in the study of transaction cost problems. This analysis was extended using viscosity solutions by Shreve and Soner [23].

Recently there have been a series of papers considering the problem from the dual perspective using the the concept of shadow prices. Kallsen and Muhle-Karbe [16] consider an agent with logarithmic utility, and their results are extended to power utility by Herczegh and Prokaj [11]. Choi et al [2] give a deep analysis of the solution of the problem, including several singular cases, and give a complete analysis of the parameter combinations for which a solution exists.

In this article we consider a special case of the transaction cost model in which the transaction costs associated with purchases of the risky asset are infinite. Effectively purchases are disallowed, and we may think of an agent who is endowed with a quantity of an asset which she may sell, but which she may not trade dynamically. There are at least two main reasons for considering this special case. First, there are often situations whereby agents are endowed with units of assets which they may sell but may not repurchase, whether for legal reasons or because of liquidity or trading restrictions. Second, our situation may be thought of as an approximation of the large transaction cost regime.

The dual method via shadow prices has been exploited to great success. Nonetheless, one of the advantages of the primal method which focusses on the value function (expressed via the solution of a differential equation problem with free boundary) is that is possible to calculate the optimal consumption and investment strategy and the certainty equivalent value of the holding of risky asset directly. For example, the optimal consumption is given in terms of a derivative of the value function. In general comparative statics are available more directly from the primal approach.

In this paper we take the classical, stochastic control approach to the primal problem, placing us in the tradition of [5, 23] rather than the shadow price literature [16, 11, 2]. Our methods arguably lead to simpler set of governing equations than those that arise from the shadow price method (see Section 4.1 for a comparison). In the setting of the sale problem we study the comparative statics of the problem. To the best of our knowledge this has not been attempted via the shadow-price approach, and would appear to be quite challenging even under the current best formulation of this method.

The next two sections describe the main results, first informally, and then more precisely. Then, in Section 4, we give the heuristics behind the results, which are proved in Section 5 (and the appendices). A final section discusses the comparative statics in the model.

2. RELATED LITERATURE AND MAIN CONCLUSIONS

2.1. Related literature. Davis and Norman [5] were the first to study the Merton model with proportional transaction costs in a mathematically precise formulation. They showed that under optimal behaviour the no transaction region is a wedge containing the Merton line and that the optimal buying and selling strategies are local times at boundaries chosen to keep the process inside the wedge. In the transaction region, transactions take place at infinite speed and except for the initial transaction, all transactions take place at the boundaries. They obtained their results by writing down the (non-linear, second order) Hamilton-Jacobi-Bellman (HJB) equation with free boundary conditions and then by a series of transformations reducing the problem to one of solving a system of first order ordinary differential equations. Motivated by Davis and Norman's work, Shreve and Soner [23] studied the same problem but with an approach via viscosity solutions. They recovered the results of Davis and Norman [5] without imposing all of the conditions of [5].

Kallsen and Muhle-Karbe [16] were the first to consider using the shadow price method. They restricted attention to the case of logarithmic utility and showed that the approach could be used

both to develop a candidate solution and to prove a verification result. Further, they showed it was possible to determine the shadow price process. Herczegh and Prokaj [11] extended the results to a power-law investor. In the logarithmic case the optimal consumption plan is relatively simple, so one of the contributions of Herczegh and Prokaj was to develop a heuristic for solving for the optimal consumption, and thence the shadow price in the power-law case. At about the same time, and independently, Choi et al [2] also undertook a detailed study of the problem for a power-law investor. In their main result they determine precisely for which parameter combinations the problem is well-posed, and they go on to give an expression for the shadow price via the solution of a differential equation.

In related work, Duffie and Sun [7], Liu [19] and Korn [20] study the problem when there are fixed (as opposed to proportional) transaction costs. Liu used the HJB approach, deriving an ordinary differential equation to characterise the value function and solving it numerically. He found that if there is only a fixed transaction cost, the optimal trading strategy is to trade to a certain target amount as soon as the fraction of wealth in stock goes outside a certain range. Korn [20] solved a similar problem by an impulse control and optimal stopping approach. He proved the Bellman principle and solved for the reward function by an iteration procedure under the assumption that the value function is finite.

Whilst financial assets can often be actively traded, in other contexts dynamic trading is not possible. Svensson and Werner [24] were the first to consider the problem of pricing non-traded assets in Merton's model. More generally, it is a standard assumption in the Real Options literature (see Dixit and Pindyck [6]) that the underlying asset is not liquidly traded. An agent can sell the asset, but cannot purchase any units. In the simplest case the agent is endowed with a single unit of an indivisible asset which cannot be traded and the problem reduces to an optimal sale problem for an asset. Evans et al [8], see also Henderson and Hobson [13], consider an agent with power-law utility who owns an indivisible, non-traded asset and wishes to choose the optimal time to sell the asset in order to maximise the expected utility of terminal wealth in an incomplete market. Their results show that the optimal criterion for the sale of the asset is to sell the first time the value of the non-traded asset exceeds a certain proportion of the agent's trading wealth and this critical threshold is governed by a transcendental equation.

A second application where our assumption that the agent cannot actively trade is reasonable is in the context of executive stock options. Legal restrictions (see Carpenter [1]) mean that executives cannot short sell stock on their own company. If executives are compensated with a large tranche of options, then they might wish to hedge their position by selling stock and the restriction on short sales becomes an implicit bar on any trading. Often, in the mathematical finance literature (see Grasselli and Henderson [10] and Leung and Sircar [18]) the simple assumption is made that legal restrictions prevent the agent from any trading in the underlying asset.

2.2. Informal statement of the main conclusions. This paper considers an individual who is endowed with cash and units of an infinitely divisible asset, which can be sold but not dynamically traded, and who aims to maximise the expected discounted utility of consumption over an infinite horizon. (The case of an indivisible asset is considered by Henderson and Hobson [14].) The problem facing the individual is to choose the optimal strategy for the liquidation of the endowed asset portfolio, and an optimal consumption process chosen to keep cash wealth non-negative. The price process of the endowed asset is assumed to follow an exponential Brownian motion and the agent is assumed to have constant relative risk aversion.

The constraint that the asset can be sold but not bought is equivalent to an assumption of no transaction costs on sales, and an infinite transaction cost on purchases. (The assumption of no transaction cost on sales can easily be relaxed to a proportional transaction cost on sales by working

with a process representing the post-transaction-cost price rather than the pre-cost price.) In this sense the problem we consider can be interpreted as a special case of the Davis-Norman problem for Merton's model with transaction costs in which the transaction cost associated with buying the endowed asset is infinite.

Our main results are of three types. First we are able to completely classify the different types of optimal strategies and the parameter ranges over which they apply. Second, we can simplify the problem of solving for the value function, especially when compared with direct approaches for solving the HJB equation via smooth fit. Third, we can perform comparative statics on quantities of interest, and uncover some surprising implications of the model.

Some of our main results are as follows.

Result 1. *If the endowed asset is depreciating over time then the investor should sell immediately. Conversely, if the mean return is too strong and the coefficient of relative risk aversion is less than unity, then the problem is ill-posed, and provided the initial holding of the endowed asset is positive the value function is infinite.*

Otherwise, there are two cases. For small and positive mean return there exists a finite critical ratio and the optimal sale strategy for the endowed asset is to sell just enough to keep the ratio of wealth held in the endowed asset to cash wealth below this critical ratio. For larger returns it is optimal to first consume all cash wealth, and once this cash wealth is exhausted to finance consumption through sales of the endowed asset.

Result 2. *In the case where the critical ratio is finite then it is given via the solution of a first crossing problem for a first-order initial-value ordinary differential equation (ODE). Other quantities of interest can be expressed in terms of the solution of this ODE. In the case where the critical ratio is infinite, the value function can again be expressed in terms of the solution of a first-order ODE.*

Result 3. *We give three sample conclusions from the comparative statics:*

- (1) *The optimal consumption process is not monotone in the drift of the endowed asset. Although we might expect that the higher the drift, the more the agent would consume, sometimes the agent's consumption is a decreasing function of the drift.*
- (2) *The certainty equivalent value of the holdings of the risky asset is not monotone in risk aversion. For small quantities of endowed asset, the certainty equivalent value is increasing in risk aversion, while for larger quantities, it is decreasing.*
- (3) *The cost of illiquidity (see Definition 26 below), representing the loss in welfare of the agent when compared with an otherwise identical agent who can buy and sell the risky asset with zero transaction costs, is a U-shaped function of the size of the endowment in the risky asset.*

We work with bond as numéraire (so that interest rate effects can be ignored) and then the relevant parameters are the discount parameter and the relative risk aversion of the agent, and the drift and volatility of the price process of the risky asset. In the non-degenerate parameter cases the agent faces a conflict between the incentive to keep a large holding in the risky asset (since it has a positive return) and the incentive to sell in order to minimise risk exposure. From the homothetic property we expect decisions to depend on the ratio between the value of the holdings of risky asset and cash wealth.

The HJB equation for our problem is second order, non-linear and subject to value matching and smooth fit of the first and second derivatives at an unknown free-boundary. One of our contributions is to show that the problem can be reduced to a crossing problem for the solution of a first order ODE. (Choi et al [2] and Herczegh and Prokaj [11] also reduce the problem to a first order ODE, but ours appears simpler in two ways. First, we have an initial value problem. This is a result of the fact

that we do not allow sales. Second, the ODE itself is simpler to analyse, because the set of candidate crossing points is expressed via a quadratic function (rather than an ellipse or hyperbola as in [2].) This big simplification (compared with [5, 23]) is useful both when considering analytical properties of the solution, and when trying to construct a solution numerically. We classify the parameter combinations which lead to different types of solutions and provide a thorough analysis of the existence and finiteness of the critical ratio, and the corresponding optimal strategies. In the case of a finite and positive critical ratio we show how the solution to the problem can be characterised by an autonomous one-dimensional diffusion process with reflection and its local time.

The structure of the paper is as follows. First, we give a precise description of the model and then a statement of the main results. The HJB equation for the problem is second order and non-linear, but a change of variable makes the equation homogeneous and then a change of dependent variable reduces the order. Hence the form of the solution is governed by the solution of a first crossing problem of an initial value problem for a first order ODE. Even though closed-form solutions of this ODE are not available we can provide a complete characterisation of when the first crossing problem has a solution, and given a solution of the first crossing problem we show how to construct the (candidate) value function. There are two types of degenerate solution (in one case it is always optimal to liquidate all units of the risky asset immediately, and in the other the value function is infinite and the problem is ill-posed). In addition there are two different types of non-degenerate behaviour (in one case the agent sells units of asset in order to keep the proportion of wealth held in the risky asset below a certain level, and in the other the agent exhausts all her cash reserves before selling any units of the risky asset.) We give proofs of all the main results, although technical details of the verification arguments are sometimes relegated to the appendices.

Once the analysis of the problem is complete we are in a position to consider the comparative statics of the problem. We consider the comparative statics of the critical ratio, the value function, the optimal consumption, the certainty equivalent value of the portfolio and the cost of illiquidity.

3. THE MODEL AND MAIN RESULTS

We work on a filtered probability space $(\Omega, \mathcal{F}, \mathbb{P}, (\mathcal{F}_t)_{t \geq 0})$ such that the filtration satisfies the usual conditions and is generated by a standard Brownian motion $B = (B_t)_{t \geq 0}$. The price process $Y = (Y_t)_{t \geq 0}$ of the endowed asset is assumed to be given by

$$(3.1) \quad Y_t = y_0 \exp \left[\left(\alpha - \frac{\eta^2}{2} \right) t + \eta B_t \right],$$

where α and $\eta > 0$ are the constant mean return and volatility of the non-traded asset, and y_0 is the initial price.

Let $C = (C_t)_{t \geq 0}$ denote the consumption rate of the individual and let $\Theta = (\Theta_t)_{t \geq 0}$ denote the number of units of the endowed asset held by the investor. The consumption rate is required to be progressively measurable and non-negative, and the portfolio process Θ is progressively measurable, right-continuous with left limits (RCLL), non-negative and non-increasing to reflect the fact that the non-traded asset is only allowed for sale. We assume the initial number of shares held by the investor is θ_0 . Since we allow for an initial transaction at time 0 we may have $\Theta_0 < \theta_0$. We write $\Theta_{0-} = \theta_0$. This is consistent with our convention that Θ is right-continuous.

We denote by $X = (X_t)_{t \geq 0}$ the wealth process of the individual, and suppose that the initial wealth is x_0 where $x_0 \geq 0$. Provided the only changes to wealth occur from either consumption or from the sale of the endowed asset, X evolves according to

$$(3.2) \quad dX_t = -C_t dt - Y_t d\Theta_t,$$

subject to $X_{0-} = x_0$, and $X_0 = x_0 + y_0(\theta_0 - \Theta_0)$. We say a consumption/sale strategy pair is admissible if the components satisfy the requirements listed above and if the resulting cash wealth process X is non-negative for all time. Let $\mathcal{A}(x_0, y_0, \theta_0)$ denote the set of admissible strategies for initial setup $(X_{0-} = x_0, Y_0 = y_0, \Theta_{0-} = \theta_0)$.

The objective of the agent is to maximise over admissible strategies the discounted expected utility of consumption over the infinite horizon, where the discount factor is β and the utility function of the agent is assumed to be CRRA with relative risk aversion $R \in (0, \infty) \setminus 1$. In particular, the goal is to find

$$(3.3) \quad \sup_{(C, \Theta) \in \mathcal{A}(x_0, y_0, \theta_0)} \mathbb{E} \left[\int_0^\infty e^{-\beta t} \frac{C_t^{1-R}}{1-R} dt \right].$$

Since the set-up has a Markovian structure, we expect the value function, optimal consumption and optimal sale strategy to be functions of the current wealth and endowment of the agent and of the price of the risky asset. Let $V = V(x, y, \theta, t)$ be the forward starting value function for the problem so that

$$(3.4) \quad V(x, y, \theta, t) = \sup_{(C, \Theta) \in \mathcal{A}(x, y, \theta, t)} \mathbb{E} \left[\int_t^\infty e^{-\beta s} \frac{C_s^{1-R}}{1-R} ds \mid X_{t-} = x, Y_t = y, \Theta_{t-} = \theta \right].$$

Here the space of forward starting, admissible strategies $\mathcal{A}(x, y, \theta, t)$ is such that $C = (C_s)_{s \geq t}$ is a non-negative progressively measurable process, $\Theta = (\Theta_s)_{s \geq t}$ is a right-continuous, decreasing and progressively measurable process and satisfies $\Theta_t - (\Delta \Theta)_t = \theta$, and X given by $X_s = x - \int_t^s C_u du - \int_{[t, s]} Y_u d\Theta_u$ is non-negative.

Define the certainty equivalent value (see, for example, [12]) $p = p(x, y, \theta, t)$ of the holdings of the risky asset to be the solution to

$$(3.5) \quad V(x + p, y, 0, t) = V(x, y, \theta, t).$$

In fact, by the scalings of the problem it will turn out that p is independent of time (and henceforth we write $p = p(x, y, \theta)$), and depends on the price y of the risky asset and the quantity θ of the holdings in the risky asset, only through the product $y\theta$.

Our goal is to characterise the value function, the optimal consumption and sale strategies, and the certainty equivalent price p .

The key to the form of the solution to the problem is contained in the following proposition, which concerns the solution of an ODE on $[0, 1]$ and which is proved in Appendix A. There is a one-to-one correspondence between the four cases in the proposition and the four types of solution to the optimal sale problem.

Let $\epsilon = \alpha/\beta$ and $\delta^2 = \eta^2/\beta$.

Proposition 1. For $q \in [0, 1]$ define $m(q) = 1 - \epsilon(1-R)q + \frac{\delta^2}{2}R(1-R)q^2$ and $\ell(q) = 1 + \left(\frac{\delta^2}{2} - \epsilon\right)(1-R)q - \frac{\delta^2}{2}(1-R)^2q^2 = m(q) + q(1-q)\frac{\delta^2}{2}(1-R)$. Let $n = n(q)$ solve

$$(3.6) \quad n'(q) = O(q, n(q))$$

where

$$(3.7) \quad O(q, n) = \frac{(1-R)}{R} \frac{n}{(1-q)} - \frac{\delta^2(1-R)^2}{2} \frac{qn}{R} \frac{1}{\ell(q) - n} = \frac{(1-R)}{R} \frac{n}{(1-q)} \frac{m(q) - n}{\ell(q) - n}$$

subject to $n(0) = 1$ and $\frac{n'(0)}{1-R} < \frac{\ell'(0)}{1-R} = \frac{\delta^2}{2} - \epsilon$. Suppose that if n hits zero, then 0 is absorbing for n . See Figure 3.1.

For $R < 1$, let $q^* = \inf\{q > 0 : n(q) \leq m(q)\}$. For $R > 1$, let $q^* = \inf\{q > 0 : n(q) \geq m(q)\}$. For $j \in \{\ell, m, n\}$ let $q_j = \inf\{q > 0 : j(q) = 0\} \wedge 1$.

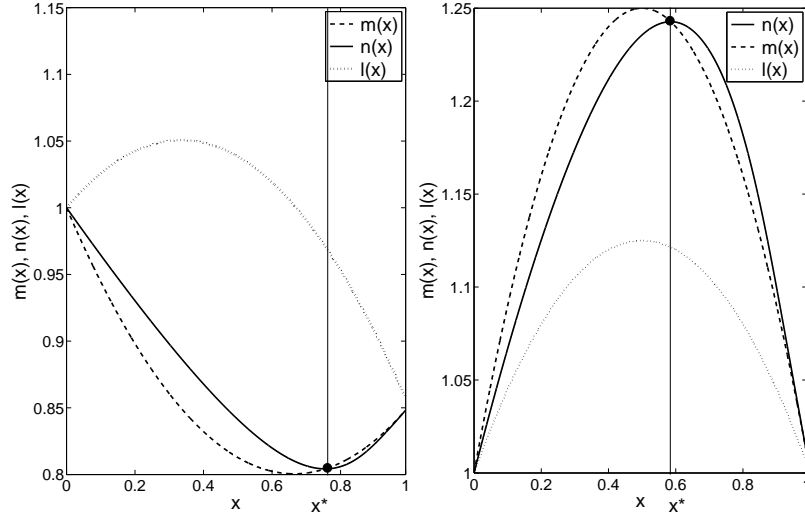


FIGURE 3.1. Stylised plot of $m(q)$, $n(q)$, $\ell(q)$ and q^* . Parameters are chosen to satisfy the conditions in the second case of Proposition 1 so that $q^* \in (0, 1)$. The left figure is in the case $R < 1$ and the right figure $R > 1$.

- (1) Suppose $\epsilon \leq 0$. Then $q^* = 0$.
- (2) Suppose $0 < \epsilon < \delta^2 R$ and if $R < 1$, suppose in addition that $\epsilon < \frac{\delta^2}{2}R + \frac{1}{1-R}$. Then $0 < q^* < 1$.
- (3) Suppose $\epsilon \geq \delta^2 R$ and if $R < 1$, $\epsilon < \frac{\delta^2}{2}R + \frac{1}{1-R}$. Then $q^* = 1 = q_\ell = q_n = q_m$.
- (4) Suppose $R < 1$ and $\epsilon > \frac{\delta^2}{2}R + \frac{1}{1-R}$. Then $q_m < q_n = q_\ell < 1$. If $R < 1$, $\epsilon = \frac{\delta^2}{2}R + \frac{1}{1-R}$ and $\epsilon < \delta^2 R$ then $q_m < q_n = q_\ell = 1$. If $R < 1$, $\epsilon = \frac{\delta^2}{2}R + \frac{1}{1-R}$ and $\epsilon \geq \delta^2 R$ then $q^* = 1 = q_\ell = q_n = q_m$.

Remark 2. Note that the condition $\epsilon < \delta^2 R$ is equivalent to $(1 - R)m'(1) > 0$. Further, if $R < 1$, then the condition $\epsilon < \frac{\delta^2}{2}R + \frac{1}{1-R}$ is equivalent to $m(1) > 0$. Also, n has a turning point at $q^* < 1$ if and only if $n(q^*) = m(q^*)$. See Figure 3.1. In particular, if m is monotone (and $\epsilon > 0$) then $q^* = 1$. Then, if $R < 1$, $0 < \epsilon < \delta^2 R$ and $\epsilon < \frac{\delta^2}{2}R + \frac{1}{1-R}$, we have $q_\ell = q_n = 1$.

Remark 3. It is easy to see that $(1 - R)n$ is decreasing in ϵ . In fact it can also be shown that over parameter ranges where $0 < q^* < 1$ then q^* is increasing in ϵ .

Theorem 4 divides the parameter space into the four distinct regions. In particular, it distinguishes the degenerate cases, and it gives necessary and sufficient conditions for the two different regimes in the non-degenerate case.

- Theorem 4.**
- (1) Suppose $\epsilon \leq 0$. Then it is always optimal to sell the entire holding of the endowed asset immediately, so that $\Theta_t = 0$ for $t \geq 0$. The value function for the problem is $V(x, y, \theta, t) = (R/\beta)^R e^{-\beta t} (x + y\theta)^{1-R} / (1 - R)$; and the certainty equivalent value of the holdings of the asset is $p(x, y, \theta) = y\theta$.
 - (2) Suppose $0 < \epsilon < \delta^2 R$ and $\epsilon < \frac{\delta^2}{2}R + \frac{1}{1-R}$ if $R < 1$. Then there exists a positive and finite critical ratio z^* and the optimal behaviour is to sell the smallest possible quantity of the risky asset which is sufficient to keep the ratio of wealth in the risky asset to cash wealth at or below the critical ratio. If $\theta > 0$ then $p(x, y, \theta) > y\theta$.

- (3) Suppose $\epsilon \geq \delta^2 R$ and $\epsilon < \frac{\delta^2}{2}R + \frac{1}{1-R}$ if $R < 1$. Then the optimal consumption and sale strategy is first to consume liquid (cash) wealth, and then when this liquid wealth is exhausted, to finance further consumption from sales of the illiquid asset. If $\theta > 0$ then $p(x, y, \theta) > y\theta$.
- (4) Suppose $R < 1$ and $\epsilon \geq \frac{\delta^2}{2}R + \frac{1}{1-R}$. Then the problem is ill-posed, and provided θ is positive, the value function $V = V(x, y, \theta, t)$ is infinite. There is no unique optimal strategy, and the certainty equivalent value p is not defined.

Remark 5. In light of Proposition 1 there is one fewer case for $R > 1$. The fourth case in the theorem does not happen for $R > 1$ since the value function is always finite, as in Merton's problem.

Similarly, when $R < 1$, if $\delta^2 \geq 2/(R(1-R))$ then the third case above does not happen. In that case, as ϵ increases we move directly from $\epsilon < \frac{\delta^2}{2}R + \frac{1}{1-R}$ and a finite value function and z^* to $\epsilon \geq \frac{\delta^2}{2}R + \frac{1}{1-R}$ and an infinite value function.

Remark 6. In their more general model with transaction costs Choi et al [2] show that if $R < 1$ and $\epsilon \geq \frac{\delta^2 R}{2} + \frac{1}{1-R}$ then the problem is ill-posed, so the final part of the theorem is a corollary of [2, Theorem 2.6]

The second and third cases above are non-degenerate and they are further characterised in Theorem 7 and Theorem 10. In Theorem 7 the solution is expressed in terms of a one-dimensional autonomous reflecting stochastic process J and its local time at zero L , see (3.14).

For $0 \leq q \leq q^*$ define $N(q) = n(q)^{-R}(1-q)^{R-1}$ where n is the solution to (3.6). Assuming that N is monotonic, let W be inverse to N . Let $h^* = N(q^*)$. Then $W(h^*) = q^*$, and $h^*(1-q^*)^{1-R} = m(q^*)^{-R}$.

Theorem 7. *i) Suppose $R < 1$. Suppose $0 < \epsilon < \delta^2 R$ and $\epsilon < \frac{\delta^2}{2}R + \frac{1}{1-R}$ so that $0 < q^* < 1$. Then N as defined above is increasing, and W is well defined.*

Let z^ be given by*

$$(3.8) \quad z^* = (1 - q^*)^{-1} - 1 = \frac{q^*}{1 - q^*} \in (0, \infty).$$

On $[1, h^]$ let h be the solution of*

$$(3.9) \quad u^* - u = \int_h^{h^*} \frac{1}{(1-R)fW(f)} df,$$

where $u^ = \ln z^*$. Let g be given by*

$$(3.10) \quad g(z) = \begin{cases} \left(\frac{R}{\beta}\right)^R m(q^*)^{-R} (1+z)^{1-R} & z \in [z^*, \infty); \\ \left(\frac{R}{\beta}\right)^R h(\ln z) & z \in (0, z^*]. \end{cases}$$

Then, the value function V is given by

$$(3.11) \quad V(x, y, \theta, t) = e^{-\beta t} \frac{x^{1-R}}{1-R} g\left(\frac{y\theta}{x}\right), \quad x > 0, \theta > 0$$

and we can extend this to $x = 0$ and $\theta = 0$ by continuity to give

$$(3.12) \quad V(x, y, 0, t) = e^{-\beta t} \frac{x^{1-R}}{1-R} \left(\frac{R}{\beta}\right)^R$$

$$(3.13) \quad V(0, y, \theta, t) = e^{-\beta t} \frac{y^{1-R}\theta^{1-R}}{1-R} \left(\frac{R}{\beta}\right)^R m(q^*)^{-R}$$

Fix $z_0 = y_0\theta_0/x_0$. Let $(J, L) = (J_t, L_t)_{t \geq 0}$ be the unique pair such that

- (a) J is positive,
(b) L is increasing, continuous, $L_0 = 0$, and dL_t is carried by the set $\{t : J_t = 0\}$,
(c) J solves

$$(3.14) \quad J_t = (z^* - z_0)^+ - \int_0^t \tilde{\Lambda}(J_s) ds - \int_0^t \tilde{\Gamma}(J_s) dB_s + L_t,$$

where $\Lambda(z) = \alpha z + z \left(g(z) - \frac{1}{1-R} z g'(z) \right)^{-1/R}$, $\Gamma(z) = \eta z$, $\tilde{\Lambda}(j) = \Lambda(z^* - j)$ and $\tilde{\Gamma}(j) = \Gamma(z^* - j)$.

For such a pair $0 \leq J_t \leq z^*$.

If $z_0 \leq z^*$ then set $\Theta_0^* = \theta_0$ and $X_0^* = x_0$; else if $z_0 > z^*$ then set

$$\Theta_0^* = \theta_0 \frac{z^*}{(1+z^*)} \frac{(1+z_0)}{z_0}$$

and $X_0^* = x_0 + y_0(\theta_0 - \Theta_0)$. This corresponds to the sale of a positive quantity $\theta_0 - \Theta_0$ of units of the endowed asset at time 0.

Then, the optimal holdings Θ_t^* of the endowed asset, the optimal consumption process $C_t^* = C(X_t^*, Y_t, \Theta_t^*)$, the resulting wealth process and the certainty equivalent value are given by

$$(3.15) \quad \Theta_t^* = \Theta_0^* \exp \left\{ -\frac{1}{z^*(1+z^*)} L_t \right\};$$

$$(3.16) \quad X_t^* = \frac{Y_t \Theta_t^*}{(z^* - J_t)};$$

$$(3.17) \quad C(x, y, \theta) = x \left[g \left(\frac{y\theta}{x} \right) - \frac{1}{1-R} \frac{y\theta}{x} g' \left(\frac{y\theta}{x} \right) \right]^{-\frac{1}{R}};$$

$$(3.18) \quad p(x, y, \theta) = x \left[\frac{g \left(\frac{y\theta}{x} \right)}{g(0)} \right]^{\frac{1}{1-R}} - x.$$

- ii) Now suppose $R > 1$ and $0 < \epsilon < \delta^2 R$ so that $0 < q^* < 1$. Let all quantities be defined as before. Then N is decreasing. On $(h^*, 1)$ h is defined via

$$u^* - u = \int_{h^*}^h \frac{1}{(R-1)fW(f)} df.$$

The value function, the optimal holdings Θ^* , the optimal consumption process C^* , the resulting wealth process X^* and the certainty equivalent value p are the same as before.

Remark 8. Recall that n solves the first order differential equation (3.6), and $q^* \in (0, 1)$ is the solution of a first crossing problem for n . Once we have constructed n and determined q^* , numerically if appropriate, expressions for all other quantities can be derived by solving a further integral equation, which can be re-expressed as a first order differential equation. This two-stage procedure is significantly simpler than solving the HJB equation directly, as this equation is second order and non-linear, and subject to second-order smooth fit at an unknown free boundary.

Remark 9. In the corresponding Merton problem for the unconstrained agent who may both buy and sell the risky asset at zero transaction cost, optimal behaviour for the agent is to hold a fixed proportion $q^M = \alpha/\eta^2 R = \epsilon/\delta^2 R$ of total wealth in the risky asset. This corresponds to keeping $Q_t := Y_t \Theta_t / (X_t + Y_t \Theta_t)$ equal to the constant q^M or equivalently $Z_t = Y_t \Theta_t / X_t$ equal to $z^M := q^M / (1 - q^M) = \epsilon / (\delta^2 R - \epsilon)$. In Lemma 27 below we show that if $\epsilon > 0$ then $q^* > \epsilon / \delta^2 R = q^M$ so that optimal behaviour for the agent who cannot buy units of the risky asset is to keep the ratio of money invested in the risky asset to cash wealth in interval $[0, q^*]$ where $q^M \in (0, q^*)$.

The following theorem characterises the solution to the problem in the second non-degenerate case (the third case in Theorem 4). In this case, the optimal strategy is to first hold the endowed asset and finance consumption with initial wealth. When liquid wealth is exhausted, consumption is further financed by the sale of endowed asset. Here, the critical threshold $z^* = \infty$.

Theorem 10. *Suppose $\epsilon \geq \delta^2 R$ and if $R < 1$, $\epsilon < \frac{\delta^2}{2}R + \frac{1}{1-R}$.*

Let n solve (3.6) on $[0, 1]$. Then for the given parameter combinations we have $q^ = 1$. As in Theorem 7, let $N(q) = n(q)^{-R}(1-q)^{R-1}$. Then N is monotonic.*

Let W be inverse to N . For $R < 1$ define $\gamma : (1, \infty) \mapsto \mathbb{R}$ by

$$(3.19) \quad \gamma(v) = \frac{\ln v}{1-R} + \frac{R}{1-R} \ln m(1) - \frac{1}{1-R} \int_v^\infty \frac{(1-W(s))}{sW(s)} ds.$$

If $R > 1$ define $\gamma : (0, 1) \mapsto \mathbb{R}$ by

$$(3.20) \quad \gamma(v) = -\frac{\ln v}{R-1} - \frac{R}{R-1} \ln m(1) - \frac{1}{R-1} \int_0^v \frac{(1-W(s))}{sW(s)} ds.$$

Let h be inverse to γ and let $g(z) = (R/\beta)^R h(\ln z)$.

Then, the value function V is given by

$$(3.21) \quad V(x, y, \theta, t) = e^{-\beta t} \frac{x^{1-R}}{1-R} g\left(\frac{y\theta}{x}\right), \quad x > 0, \theta > 0$$

which can be extended by continuity to give

$$(3.22) \quad V(x, y, 0, t) = e^{-\beta t} \frac{x^{1-R}}{1-R} \left(\frac{R}{\beta}\right)^R,$$

$$(3.23) \quad V(0, y, \theta, t) = e^{-\beta t} \frac{y^{1-R} \theta^{1-R}}{1-R} \left(\frac{R}{\beta}\right)^R m(1)^{-R}.$$

The optimal consumption process C^ is given by $C_t^* = C(X_t^*, Y_t, \Theta_t^*)$ where $C(x, y, \theta)$ is as in (3.17) and the optimal holdings Θ_t^* of the endowed asset and the resulting wealth process are given by*

$$(3.24) \quad \Theta_t^* = \begin{cases} \theta_0 & t \leq \tau \\ \theta_0 e^{-\frac{\beta}{R} m(1)(t-\tau)} & t > \tau \end{cases}, \quad X_t^* = \begin{cases} x_0 - \int_0^t C(X_s^*, Y_s, \theta_0) ds & t \leq \tau \\ 0 & t > \tau \end{cases},$$

where $\tau = \inf\{t \geq 0 : X_t^ = 0\}$. Finally the certainty equivalent value is given by (3.18).*

Remark 11. Note that $\lim_{z \uparrow \infty} \frac{1}{z}(g(z) - \frac{zg'(z)}{1-R})^{-1/R} = \beta m(1)/R$ and hence by continuity we may set $C(0, y, \theta) = y\theta\beta m(1)/R$. Then for $t > \tau$ we have that

$$C_t^* = C(0, Y_t, \Theta_t^*) = \frac{\beta}{R} m(1) Y_t \Theta_t^*.$$

4. HEURISTICS

The goal is to solve for the value function $V = V(x, y, \theta, t)$ as in (3.4). From the scalings of the problem we expect that we can write

$$V(x, y, \theta, t) = e^{-\beta t} \frac{x^{1-R}}{1-R} g\left(\frac{y\theta}{x}\right)$$

where the key variable is the ratio $z = y\theta/x$ of wealth held in the risky asset to cash wealth. Note that if $\theta = 0$ then the problem is purely deterministic, the optimal strategy is to consume a constant fraction of wealth per unit time, and the value function is such that $g(0) = (R/\beta)^R$.

Further, we expect that the no-transaction region will be a wedge $0 \leq y\theta \leq z^*x$ and that for $Y_0\Theta_{0-} > z^*X_{0-}$ the optimal sale strategy includes an immediate sale to bring the ratio of risky

wealth to cash wealth below z^* . In particular, if $Y_0 = y$ and if the initial portfolio ($X_{0-} = x, \Theta_{0-} = \theta$) is such that $y\theta > xz^*$ then we sell $\phi = -(\Delta\Theta)_0$ units of the risky asset where $\phi = \theta - \frac{z^*}{1+z^*} \frac{x+y\theta}{y_0}$ so that (recall Θ is right continuous so that $\Theta_{0+} = \Theta_0$)

$$\frac{y\Theta_0}{X_0} = \frac{y(\theta - \phi)}{x_0 + y_0\phi} = z^*.$$

This should not change the value function and we conclude: for $y\theta > xz^*$

$$x^{1-R}g\left(\frac{y\theta}{x}\right) = (x + y\phi)^{1-R}g(z^*) = \frac{(x + y\theta)^{1-R}}{(1 + z^*)^{1-R}}g(z^*),$$

or equivalently $g(z) = \left(\frac{R}{\beta}\right)^R A(1+z)^{1-R}$ for $z > z^*$ where $A = \left(\frac{\beta}{R}\right)^R \frac{g(z^*)}{(1+z^*)^{1-R}}$.

We expect that

$$\int_0^t e^{-\beta s} \frac{C_s^{1-R}}{1-R} ds + V(X_t, Y_t, \Theta_t, t)$$

will be a supermartingale in general and a martingale under the optimal strategy. Applying Itô's formula, and optimising over C_t and Θ_t we find the Hamilton-Jacobi-Bellman equation is a (second order, semi-linear) differential equation for g in the no-transaction region:

$$(4.1) \quad 0 = \frac{R}{1-R} \left(g - \frac{zg'(z)}{1-R} \right)^{1-1/R} - \beta \frac{g}{1-R} + \mu \frac{zg'(z)}{1-R} + \frac{\eta^2}{2} \frac{z^2 g''}{1-R} \quad z \leq z^*.$$

Finally, we expect that there will be value matching and second-order smooth fit at the free boundary.

In analysing the problem our first goal is to solve (4.1). The equation in the no-transaction region can be simplified by setting $z = e^u$ and $h(u) = h(e^z) = \left(\frac{\beta}{R}\right)^R g(z)$. Then $h(-\infty) = 1, h'(-\infty) = 0$ and h solves a (second-order, non-linear) autonomous equation (with no u -dependence):

$$0 = \left(h - \frac{h'}{1-R} \right)^{1-1/R} - h + \left(\epsilon - \frac{\delta^2}{2} \right) h' + \frac{\delta^2}{2} h''.$$

This equation can be simplified by setting $\frac{dh}{du} = w(h)$ so that $\frac{d^2h}{du^2} = h'' = w'(h)w(h)$. After the transformations we find that w solves (5.8) below. In particular w solves a first-order equation, with $w(1) = 0$.

Various further transformations do not reduce the order of the problem, but rather simplify the problem significantly in appearance, and improve our ability to interpret the solution. Set $W(h) = (1-R)hw(h)$, $N = W^{-1}$ and finally $n(q) = N(q)^{-1/R}(1-q)^{1-1/R}$. Then (at least for the range of problems we consider) $0 \leq W \leq 1$, so that N and n are defined on $[0, 1]$ and n solves the linear first order equation (3.6) subject to $n(0) = 1$.

The advantage of switching to n becomes apparent when we consider the solution outside the no-transaction region. For $z \geq z^*$, $g(z) = \left(\frac{R}{\beta}\right)^R A(1+z)^{1-R}$ for A to be determined. Then using the same transformations we find that for $h \geq h^* = A(1+z^*)^{1-R}$ we have $h(u) = \left(\frac{\beta}{R}\right)^R g(e^u) = A(1+e^u)^{1-R}$ and

$$w(h) = \frac{dh}{du} = (1-R)h \frac{e^u}{1+e^u} = (1-R)h \frac{(h/A)^{1/(1-R)} - 1}{(h/A)^{1/(1-R)}}.$$

It follows that for $h > h^*$, $W(h) = 1 - (A/h)^{1/(1-R)}$ and for $q > \tilde{q}^* := W(h^*)$, $N(q) = A(1-q)^{-(1-R)}$ and $n(q) = A^{-1/R}$ which is a constant.

Second order smooth fit of g corresponds to first order smooth fit of w (and W, N and n). Hence we are looking for a solution n and free boundary q^* such that $n \in C^1$ and $n' = 0$ at $q = \tilde{q}^*$. However, the places in (q, n) space where $n' = 0$ are exactly the points on the curve $(q, m(q))$ where

m is the quadratic function of q given in the statement of Proposition 1. Hence the free boundary problem becomes a first crossing problem for n , and $\tilde{q}^* = q^*$, the first crossing point by n of m .

Suppose $0 < R < 1$. (The analysis for $R > 1$ is similar, but sometimes the inequalities and monotonicities are reversed.) It is clear from the form of the differential equation for n that if $n(\hat{q}) \in (0, \ell(\hat{q}))$ for some $\hat{q} \in (0, 1)$ then $n(q) < \ell(q)$ on $[\hat{q}, 1 \wedge q_\ell)$, where q_ℓ is the first time that ℓ hits zero. Further, n is decreasing at q if $n(q) \in (m(q), \ell(q))$. By the above arguments $A = n(q^*)^{-R}$ and by construction

$$q^* = W(h^*) = \frac{w(h^*)}{(1-R)h^*} = 1 - \left(\frac{A}{h^*}\right)^{1/(1-R)} = 1 - \frac{1}{(1+z^*)}.$$

In particular, we can read off the limits of the no-transaction region and the value function outside the no-transaction region directly from the solution of the first crossing problem for n ; $z^* = \frac{q^*}{1-q^*}$ and $g(z) = \left(\frac{R}{\beta}\right)^R n(q^*)^{-R} (1+z)^{1-R}$ for $z \geq z^*$. This simplifies many of the comparative statics for the problem significantly. Finally, given h^* and q^* we can solve for h and hence g and V via $w(h) = \frac{dh}{du}$ or equivalently (3.9).

4.1. Relationship with Choi et al. In a recent paper, Choi et al [2] consider the finite transaction cost version of the problem we discuss here. Their results can be specialized to our problem. Conversely our approach as described above extends to the case of transaction costs; the main change is that instead of solving a first order equation for n started at $n(0) = 1$ we need to find a solution for n which starts and ends on the curve $(q, m(q))$. One unimportant distinction between this paper and [2] is that we insist that $X \geq 0$ whereas Choi et al work in the solvency region whereby agents are allowed negative cash wealth, provided any borrowings can be covered by the sale of the risky asset, net of any transaction costs. In our case the stronger requirement $X \geq 0$ is not unnatural, and does have the advantage of simplifying the analysis, in that some of the singular cases discussed in [2] do not occur. Instead we have the results in Theorem 10.

In their more complicated problem with an extra parameter corresponding to the round-trip transaction cost, Choi et al [2] concentrate on deriving the form of the value function, and delimiting the various parameter regimes under which the solution takes different forms. They find some very interesting results concerning how the solution changes within the different regimes. In our simpler problem when the risky asset can be sold but not bought, we prove a similar set of results. The innovation in our paper is that we discuss in detail the comparative statics.

The solution approach in Choi et al is different to that proposed here in that the approach is via the dual problem and shadow prices. In contrast our approach is classical and is based on consideration of the HJB equation for the value function. In principle, the two formulations should be equivalent, and one is a re-parametrisation of the other, and one or other approach in a given application may lead to a more direct solution or an easier verification. But, our belief is that our final problem, as expressed as a first crossing problem for the solution of a first order differential equation is simpler, at least in appearance, than that in [2], and this remains the case, both when our approach is extended to finite transaction costs, and when their method is specialised to allow sales but not purchases. (It may be the case that the source of this apparent simplification is the extra effort we expend after the order reduction i.e. after changing the dependent variable from u to h . In particular, the transformation from w to n leads to an equation which is much simpler to interpret. Choi et al [2] make a similar order reducing transformation, but then proceed directly from the resulting equation.)

Choi et al [2, Section 5] reduce the problem¹ to solving

$$s'(p) = \frac{P(p, s)}{Q(p, s)}$$

where P is a polynomial in s and p which is quadratic in both p and s and Q is a polynomial which is quadratic in p and linear in s . In Choi et al's method the candidate locations of the smooth-fit points are the solutions to $P(p, s) = 0$ which are points on an ellipse, or on a hyperbola. In contrast, in our formulation the candidate locations of the smooth fit points lie on the quadratic m . Further, in our formulation, and as described above, the value function outside the no-transaction region and the location of the free boundary can be inferred directly from the solution of the first crossing problem for n . Finally, we note that in a closing remark Choi et al [2, Remark 6.15] state that they are unable to give a direct argument for the monotonicity of one of the important quantities of interest. In our specification, this monotonicity is easy to prove.

5. PROOFS AND VERIFICATION ARGUMENTS

For $F = F(x, y, \theta, t) \in C^{1,2,1,1}$ such that $F_x > 0$ define operators \mathcal{L} and \mathcal{M} by

$$\begin{aligned} \mathcal{L}F &= \sup_{c>0} \left\{ e^{-\beta t} \frac{c^{1-R}}{1-R} - cF_x \right\} + \alpha y F_y + F_t + \frac{1}{2} \eta^2 y^2 F_{yy} \\ &= \frac{R}{1-R} e^{-\frac{\beta}{R} t} F_x^{1-1/R} + \alpha y F_y + F_t + \frac{1}{2} \eta^2 y^2 F_{yy}, \\ \mathcal{M}F &= F_\theta - y F_x. \end{aligned}$$

Remark 12. The state space of (X_t, Y_t, Θ_t, t) is $[0, \infty) \times (0, \infty) \times [0, \infty) \times [0, \infty)$, and we want to define \mathcal{L} and \mathcal{M} on this region including at the boundary. In practice, all the functions to which we apply the operators are of the form $F(x, y, \theta, t) = e^{-\beta t} \bar{F}(x, y, \theta)$ for some function \bar{F} which is independent of t in which case $F_t = -\beta F$, and this latter form is well defined at $t = 0$. Also, we typically need $\mathcal{M}F$ only for $\theta > 0$. Then, given F defined for $x > 0$ we can define F at $x = 0$ by continuity, and then $\mathcal{M}F|_{x=0}$ is also well defined. $\mathcal{L}F$ at $\theta = 0$ can be defined similarly, by first defining F at $\theta = 0$ by continuity. In order to define $\mathcal{L}F$ at $x = 0$ for $\theta > 0$ we extend the domain of F to $x > -\theta y$ and then show that F_x and the other derivatives of F are continuous across $x = 0$ with this extension.

5.1. The Verification Lemma in the case of a depreciating asset. Suppose $\epsilon \leq 0$. Our goal is to show that the conclusions of Theorem 4(1) hold.

From Proposition 1 we know $q^* = 0$. Define the candidate value function via

$$(5.1) \quad G(x, y, \theta, t) = e^{-\beta t} \left(\frac{R}{\beta} \right)^R \frac{(x + y\theta)^{1-R}}{1-R} \quad x \geq 0, \theta \geq 0.$$

The candidate optimal strategy is to sell all units of the risky asset immediately. The domain of G can be extended to $-\theta y < x < 0$ for $\theta > 0$, using the same functional form as in (5.1).

Prior to the proof of the theorem, we need the following lemma.

Lemma 13. *Suppose $\epsilon \leq 0$. Consider the candidate value function constructed in (5.1). Then on $(x \geq 0, \theta > 0)$ we have $\mathcal{M}G = 0$, and on $(x \geq 0, \theta \geq 0)$ we have $\mathcal{L}G \leq 0$ with equality at $\theta = 0$.*

¹The methodologies of Kallsen and Muhle-Karbe [16], Herczegh and Prokač [11] and Choi et al [2] all lead to a differential equation which must be solved. In [16, Equation (3.13)] this is expressed as a semi-linear second order equation $f'' = L_{KM}(f, f')$ where L_{KM} is a polynomial of third order in f' with co-efficients which are ratios of linear functions of e^f . In [11, Equation (55)] the problem is reduced to a first order differential equation $f' = L_{HP}(x, f)$ where L_{HP} is cubic in f with co-efficients which are rational functions of x .

Proof. Given the form of the candidate value function in (5.1), we have

$$\mathcal{M}G = e^{-\beta t} \left(\frac{R}{\beta}\right)^R y(x+y\theta)^{-R} - e^{-\beta t} \left(\frac{R}{\beta}\right)^R y(x+y\theta)^{-R} = 0.$$

On the other hand, writing $z = y\theta/x$, provided $x > 0$

$$\mathcal{L}G = \beta \left(\frac{R}{\beta}\right)^R e^{-\beta t} \frac{(x+y\theta)^{1-R}}{1-R} \left[\epsilon(1-R) \frac{z}{1+z} - \frac{1}{2} \delta^2 R(1-R) \left(\frac{z}{1+z}\right)^2 \right] \leq 0,$$

with equality at $z = 0$. If $x = 0$ then $\mathcal{L}G = \beta G(1-R)[\epsilon - \frac{\delta^2 R}{2}] < 0$. \square

Theorem 14. *Suppose $\epsilon \leq 0$. Then the value function is*

$$(5.2) \quad V(x, y, \theta, t) = e^{-\beta t} \left(\frac{R}{\beta}\right)^R \frac{(x+y\theta)^{1-R}}{1-R},$$

and the optimal holdings Θ_t^* of the endowed asset, the optimal consumption process C_t^* and the resulting wealth process are given by

$$(5.3) \quad (\Delta\Theta^*)_{t=0} = -\theta_0, \quad C_t^* = \frac{\beta}{R}(x_0 + y_0\theta_0)e^{-\frac{\beta}{R}t}, \quad X_t^* = (x_0 + y_0\theta_0)e^{-\frac{\beta}{R}t}.$$

Proof. Note that candidate optimal strategy given in (5.3) is to sell the entire holding of the risky asset at time zero (which gives $X_0^* = x_0 + y_0\theta_0$) and thereafter to finance consumption from liquid wealth, whence the wealth process $(X_t^*)_{t \geq 0}$ is deterministic and evolves as $dX_t^* = -C_t^* dt$. This gives $X_t^* = (x_0 + y_0\theta_0)e^{-\frac{\beta}{R}t}$. It follows that the candidate optimal strategy is admissible.

The value function under the strategy proposed in (5.3) is

$$\begin{aligned} \mathbb{E} \left[\int_0^\infty e^{-\beta t} \frac{C_t^{*1-R}}{1-R} dt \right] &= \int_0^\infty e^{-\beta t} \left(\frac{\beta}{R}\right)^{1-R} \frac{\left(e^{-\frac{\beta}{R}t}(x_0 + y_0\theta_0)\right)^{1-R}}{1-R} dt \\ &= \left(\frac{R}{\beta}\right)^R \frac{(x_0 + y_0\theta_0)^{1-R}}{1-R} = G(x_0, y_0, \theta_0, 0). \end{aligned}$$

Hence $V \geq G$.

Now, consider general admissible strategies. Suppose first that $R < 1$. Define the process $M = (M_t)_{t \geq 0}$ by

$$(5.4) \quad M_t = \int_0^t e^{-\beta s} \frac{C_s^{1-R}}{1-R} ds + G(X_t, Y_t, \Theta_t, t).$$

Applying the generalised Itô's formula [9, Section 4.7] to M_t and suppressing the argument $(X_{s-}, Y_s, \Theta_{s-}, s)$ in derivatives of G , leads to

$$\begin{aligned} M_t - M_0 &= \int_0^t \left[e^{-\beta s} \frac{C_s^{1-R}}{1-R} - C_s G_x + \alpha Y_s G_y + \frac{1}{2} \eta^2 Y_s^2 G_{yy} + G_s \right] ds \\ &\quad + \int_0^t (G_\theta - Y_s G_x) d\Theta_s \\ (5.5) \quad &\quad + \sum_{0 \leq s \leq t} [G(X_s, Y_s, \Theta_s, s) - G(X_{s-}, Y_{s-}, \Theta_{s-}, s) - G_x(\Delta X)_s - G_\theta(\Delta \Theta)_s] \\ &\quad + \int_0^t \eta Y_s G_y dB_s \\ &= N_t^1 + N_t^2 + N_t^3 + N_t^4. \end{aligned}$$

(Note that in the sum we allow for a portfolio rebalancing at $s = 0$.)

Lemma 13 implies that $\mathcal{L}G \leq 0$ and $\mathcal{M}G = 0$, which leads to $N_t^1 \leq 0$ and $N_t^2 = 0$. Using the fact that $(\Delta X)_s = -Y_s(\Delta\Theta)_s$ and writing $\theta = \Theta_{s-}$, $x = X_{s-}$, $\chi = -(\Delta\Theta)_s$ each non-zero jump in N^3 is of the form

$$(\Delta N^3)_s = G(x + y\chi, y, \theta - \chi, s) - G(x, y, \theta, s) + \chi [G_\theta(x, y, \theta, s) - yG_x(x, y, \theta, s)].$$

Given the form of the candidate value function in (5.1), it is easy to see that $\psi(\phi) = G(x + y\phi, y, \theta - \phi, s)$ is constant in ϕ , which gives $\psi(\chi) = \psi(0)$ and $yG_x = G_\theta$ whence $(\Delta N^3) = 0$. Then, since $R < 1$, we have $0 \leq M_t \leq M_0 + N_t^4$, and the local martingale N_t^4 is bounded from below and hence a supermartingale. Taking expectations we find $\mathbb{E}(M_t) \leq M_0 = G(x_0, y_0, \theta_0, 0)$, which gives

$$(5.6) \quad G(x_0, y_0, \theta_0, 0) \geq \mathbb{E} \int_0^t e^{-\beta s} \frac{C_s^{1-R}}{1-R} ds + \mathbb{E}G(X_t, Y_t, \Theta_t, t) \geq \mathbb{E} \int_0^t e^{-\beta s} \frac{C_s^{1-R}}{1-R} ds,$$

where the last inequality follows since $G(X_t, Y_t, \Theta_t, t) \geq 0$ for $R \in (0, 1)$. Letting $t \rightarrow \infty$ in (5.6) leads to

$$G(x_0, y_0, \theta_0, 0) \geq \mathbb{E} \int_0^\infty e^{-\beta t} \frac{C_t^{1-R}}{1-R} dt,$$

and taking a supremum over admissible strategies leads to $G \geq V$.

The case $R > 1$ is considered in the Appendix C. □

5.2. Proof in the ill-posed case of Theorem 4. Recall we are in the case where $R < 1$ and $\epsilon \geq \delta^2 R/2 + 1/(1-R)$.

It is sufficient to give an example of an admissible strategy when $\theta > 0$ for which the expected utility of consumption is infinite. Note that $V(x, y, 0, t) = e^{-\beta t} x^{1-R} R^R \beta^{-R} / (1-R)$ so that the value function is not continuous at $\theta = 0$.

Consider a consumption and sale strategy pair $((\tilde{C})_{t \geq 0}, (\tilde{\Theta})_{t \geq 0})$, given by

$$(5.7) \quad \tilde{\Theta}_t = \tilde{\Theta}_t(\phi) = e^{-\phi t} \theta_0, \quad \tilde{C}_t = \tilde{C}_t(\phi) = \phi Y_t \tilde{\Theta}_t = \phi y_0 \theta_0 \exp \left\{ \beta(\epsilon - \delta^2/2 - \phi/\beta)t + \delta\sqrt{\beta} B_t \right\},$$

where ϕ is some positive constant.

Note first that such strategies are admissible since the corresponding wealth process satisfies $d\tilde{X}_t = -\phi Y_t \tilde{\Theta}_t dt + Y_t d\tilde{\Theta}_t = 0$, and hence $(\tilde{X}_t)_{t \geq 0} = x_0 > 0$. In particular, consumption is financed by the sale of the endowed asset only.

The expected discounted utility from consumption $\tilde{G} = \tilde{G}(\phi)$ corresponding to the consumption and sale processes $(\tilde{C}, \tilde{\Theta})$ is given by

$$\begin{aligned} \tilde{G} &= \mathbb{E} \left[\int_0^\infty e^{-\beta t} \frac{\tilde{C}_t^{1-R}}{1-R} dt \right] \\ &= \frac{(\phi y_0 \theta_0)^{1-R}}{1-R} \mathbb{E} \left[\int_0^\infty \exp \left\{ \beta \left[(1-R) \left(\epsilon - \frac{\delta^2}{2} - \frac{\phi}{\beta} \right) - 1 \right] t + (1-R)\delta\sqrt{\beta} B_t \right\} dt \right] \\ &= \frac{(\phi y_0 \theta_0)^{1-R}}{1-R} \int_0^\infty \exp \left\{ \beta(1-R) \left[\left(\epsilon - \frac{\delta^2 R}{2} - \frac{1}{1-R} \right) - \frac{\phi}{\beta} \right] t \right\} dt \end{aligned}$$

Suppose first that $\epsilon > \delta^2 R/2 + 1/(1-R)$. Then for $\lambda \in (0, 1)$ and $\phi = \lambda\beta(\epsilon - \delta^2 R/2 - 1/(1-R))$ we have

$$\left(\epsilon - \frac{\delta^2 R}{2} - \frac{1}{1-R} \right) - \frac{\phi}{\beta} = (1-\lambda) \left(\epsilon - \frac{\delta^2 R}{2} - \frac{1}{1-R} \right) > 0,$$

and \tilde{G} is infinite.

Now suppose that $\epsilon = \delta^2 R/2 + 1/(1-R)$. Then

$$\tilde{G}(\phi) = \frac{(\phi y_0 \theta_0)^{1-R}}{(1-R)} \frac{1}{\phi(1-R)} = \phi^{-R} \frac{(y_0 \theta_0)^{1-R}}{(1-R)^2}$$

and $\tilde{G}(\phi) \uparrow \infty$ as $\phi \downarrow 0$.

5.3. The Verification Lemma in the first non-degenerate case with finite critical exercise ratio. Suppose $0 < \epsilon < \delta^2 R$ and if $R < 1$, $\epsilon < \frac{\delta^2}{2}R + \frac{1}{1-R}$. From Proposition 1 we know $0 < q^* < 1$.

Recall the definition $N(q) = n(q)^{-R}(1-q)^{R-1}$ and that W is inverse to N . We have $h^* = N(q^*)$.

Proposition 15. (1) For $R < 1$, N is increasing on $[0, q^*]$. W is increasing and $0 < W(v) < q^*$ on $(1, h^*)$. For $R > 1$, N is decreasing on $[0, q^*]$. W is decreasing and $0 < W(v) < q^*$ on $(h^*, 1)$.

(2) Let $w(v) = v(1-R)W(v)$. Then w solves

$$(5.8) \quad \frac{\delta^2}{2}w(v)w'(v) - v + \left(\epsilon - \frac{\delta^2}{2}\right)w(v) + \left(v - \frac{w(v)}{1-R}\right)^{1-1/R} = 0.$$

(3) For $R < 1$ and $1 < v < h^*$, and for $R > 1$ and $h^* < v < 1$ we have $w'(v) < 1 - R w(v)/((1-R)v)$ with $w'(h^*) = 1 - R w(h^*)/((1-R)h^*)$.

The proof of Proposition 15 is given in the appendix.

Now define h on $[1, h^*]$ by $\frac{dh}{du} = w(h) = (1-R)hW(h)$ subject to $h(u^*) = h^*$. Then h solves (3.9) and $w'(h)w(h) = \frac{d^2h}{du^2}$. Let $g(z) = \left(\frac{R}{\beta}\right)^R h(\ln z)$. Then g solves (3.10).

Lemma 16. Let $m(q^*)^{-R}$, z^* and g be as given in Equations (3.8) and (3.10) of Theorem 7. Then, $g(z)$, $g'(z)$, $g''(z)$ are continuous at $z = z^*$.

Proof. We have

$$g(z^*+) = \left(\frac{R}{\beta}\right)^R h^*(1-q^*)^{1-R}(1+z^*)^{1-R} = \left(\frac{R}{\beta}\right)^R h^* = \left(\frac{R}{\beta}\right)^R h(u^*) = g(z^*-).$$

For the first derivative we have for $z > z^*$,

$$zg'(z) = (1-R) \left(\frac{zg(z)}{1+z}\right)$$

and then since $\frac{z^*}{1+z^*} = q^*$, $z^*g'(z^*) = (1-R) \left(\frac{R}{\beta}\right)^R h^*q^*$. Meanwhile, for $z < z^*$, and noting that $\frac{dh}{du} = h(1-R)W(h) = w(h)$,

$$zg'(z) = \left(\frac{R}{\beta}\right)^R h'(u) = \left(\frac{R}{\beta}\right)^R w(h)$$

so that $z^*g'(z^*-) = \left(\frac{R}{\beta}\right)^R w(h^*)$ and the result follows from the substitution $w(h^*) = (1-R)h^*W(h^*) = (1-R)h^*q^*$.

Finally, for $z > z^*$

$$(5.9) \quad z^2g''(z) = -R(1-R) \left(\frac{R}{\beta}\right)^R m(q^*)^{-R}(1+z)^{1-R} \left(\frac{z}{1+z}\right)^2 = -R(1-R)g(z) \left(\frac{z}{1+z}\right)^2$$

and $(z^*)^2g''(z^*+) = -R(1-R)g(z^*)(q^*)^2$. For $z < z^*$,

$$(5.10) \quad z^2g''(z) = \left(\frac{R}{\beta}\right)^R (h'' - h') = \left(\frac{R}{\beta}\right)^R (w'(h) - 1)w(h)$$

and at z^* , $(z^*)^2g''(z^*-) = -R(1-R) \left(\frac{R}{\beta}\right)^R h^*(q^*)^2$ where we use Proposition 15 (3). \square

Proposition 17. *Suppose $g(z)$ solves (3.10). Then for $R < 1$, g is an increasing concave function such that $g(0) = (\frac{R}{\beta})^R$. Otherwise, for $R > 1$, g is a decreasing convex function such that $g(0) = (R/\beta)^R$ and $g(z) \geq 0$. Further, for all values of R we have that $0 \geq Rg'(z)^2 + (1 - R)g(z)g''(z)$ with equality for $z \geq z^*$.*

Proof. Consider first $R < 1$. Since the statements are immediate in the region $z \geq z^*$, and since there is second order smooth fit at z^* the result will follow if $h(-\infty) = 1$, h is increasing and, using (5.10), $w(h)w'(h) - w(h) \leq 0$. The last two properties follow from Proposition 15 since $w(h) \geq 0$ and $w'(h) < 1$.

To evaluate $h(-\infty)$ note that

$$u^* - u = \int_{h(u)}^{h^*} \frac{df}{(1-R)fW(f)} = \int_{W(h(u))}^{q^*} \frac{N'(q)}{(1-R)N(q)q} dq = \int_{W(h(u))}^{q^*} \frac{\frac{\delta^2}{2}(1-R)}{\ell(q) - n(q)} dq.$$

We have that $\ell(q) - n(q)$ is bounded away from zero when q is bounded away from zero. Further, near $q = 0$ we have $\ell(q) - n(q) \sim Cq$ for some positive constant $C = \ell'(0) - n'(0+)$. Hence $W(h(-\infty)) = 0$ and $h(-\infty) = 1$, since $W(1) = 0$.

For $R > 1$, and $z \geq z^*$, the statement holds immediately. For $z \leq z^*$, Proposition 15 implies that h is decreasing and $w(h) \leq 0$, $w'(h) < 1$. Together with (5.10), we have g is a decreasing convex function and $g(z) \geq 0$ given that $h \in [0, 1]$.

For the final statement of the proposition, for $z \geq z^*$ the result follows immediately, whereas for $z < z^*$

$$(1-R)gg''z^2 + R(zg')^2 = \left(\frac{R}{\beta}\right)^{2R} [(1-R)hw(h)[w'(h) - 1] + Rw(h)^2] \leq 0$$

where the final inequality follows from Proposition 15(3), noting that $(1-R)w(h) \geq 0$. □

Define the candidate value function via

$$(5.11) \quad G(x, y, \theta, t) = e^{-\beta t} \frac{x^{1-R}}{1-R} g\left(\frac{y\theta}{x}\right) \quad x > 0, \theta > 0;$$

and extend to $x \leq 0$ and $\theta = 0$ using the formulae

$$(5.12) \quad G(x, y, \theta, t) = e^{-\beta t} \frac{(x + y\theta)^{1-R}}{1-R} m(q^*)^{-R} \quad -\theta y < x \leq 0, \theta > 0;$$

$$(5.13) \quad G(x, y, 0, t) = e^{-\beta t} \frac{x^{1-R}}{1-R} \left(\frac{R}{\beta}\right)^R \quad x \geq 0, \theta = 0.$$

Lemma 18. *Fix y and t . Then $G = G(x, \theta)$ is concave in x and θ on $[0, \infty) \times [0, \infty)$. In particular, if $\psi(\chi) = G(x - \chi y\phi, y, \theta + \chi\phi, t)$, then ψ is concave in χ .*

Proof. Consider first $R < 1$. In order to show the concavity of the candidate value function it is sufficient to show that $G(x, 0)$ is concave in x , $G(0, \theta)$ is concave in θ and that the Hessian matrix given by

$$H_G = \begin{pmatrix} G_{xx} & G_{x\theta} \\ G_{x\theta} & G_{\theta\theta} \end{pmatrix}.$$

has a positive determinant, and that one of the diagonal entries is non-positive. The conditions on $G(x, 0)$ and $G(0, \theta)$ are trivial to verify.

Direct computation leads to

$$\begin{aligned} G_{xx}(x, y, \theta, y) &= e^{-\beta t} x^{-R-1} \left[-Rg(z) + \frac{2R}{1-R} z g'(z) + \frac{1}{1-R} z^2 g''(z) \right], \\ G_{x\theta}(x, y, \theta, t) &= -e^{-\beta t} x^{-R-1} \frac{y}{1-R} [Rg'(z) + z g''(z)], \\ G_{\theta\theta}(x, y, \theta, t) &= e^{-\beta t} x^{-R-1} \frac{y^2}{1-R} g''(z), \end{aligned}$$

and the determinant of the Hessian matrix is

$$(5.14) \quad G_{xx}G_{\theta\theta} - (G_{x\theta})^2 = -e^{-2\beta t} x^{-2R} \theta^{-2} \frac{R}{(1-R)^2} \left[(1-R)g(z) z^2 g''(z) + R(zg'(z))^2 \right]$$

which is non-negative by Proposition 17. Further, since g is concave we have that $G_{\theta\theta} \leq 0$.

In order to show the concavity of ψ in χ , it is equivalent to examine the sign of $\frac{d^2\psi}{d\chi^2}$. But

$$\frac{d^2\psi}{d\chi^2} = \phi^2 [y^2 G_{xx} + G_{\theta\theta} - 2y G_{x\theta}] = \phi^2(y, 1) \det(H_G)(y, 1)^T \leq 0.$$

For $R > 1$ the argument is similar, except that $G_{\theta\theta} \leq 0$ is now implied by the convexity of g . \square

Lemma 19. *Consider the candidate value function constructed in (5.11).*

(a) For $\theta > 0$ and $0 \leq x \leq y\theta/z^*$, $\mathcal{M}G = 0$ and $\mathcal{L}G \leq 0$.

(b) For $\theta > 0$ and $x \geq y\theta/z^*$, $\mathcal{M}G \geq 0$. For $\theta \geq 0$ and $x \geq y\theta/z^*$, $\mathcal{L}G = 0$.

Proof. (a) For $z \geq z^*$, $\mathcal{M}G = 0$ is immediate from the definition of G . For $0 < x \leq y\theta/z^*$ $\mathcal{L}G$ we have that $G(x, y, \theta, t) = \left(\frac{R}{\beta}\right)^R m(q^*)^{-R} e^{-\beta t} \frac{x^{1-R}}{1-R} (1+z)^{1-R}$ and then

$$\begin{aligned} \mathcal{L}G &= \beta G \left[m(q^*) - 1 + \epsilon(1-R) \frac{z}{1+z} - \frac{1}{2} \delta^2 R(1-R) \frac{z^2}{(1+z)^2} \right], \\ &= \beta G \left[m(q^*) - m\left(\frac{z}{1+z}\right) \right]. \end{aligned}$$

The required inequality follows from Part (5) of Lemma 27 in Appendix A and the fact that $m(q)/(1-R)$ is increasing on $(q^*, 1)$. At $x = 0$ using both (5.11) and (5.12) we have $\mathcal{L}G|_{x=0+} = \mathcal{L}G|_{x=0-} = \beta G [m(q^*) - m(1)] < 0$.

(b) In order to prove $\mathcal{L}G = 0$ for $\theta > 0$ we calculate

$$\begin{aligned} \mathcal{L}G(x, y, \theta, t) &= e^{-\beta t} \frac{x^{1-R}}{1-R} \left[R \left(g - \frac{z g'(z)}{1-R} \right)^{1-1/R} - \beta g + \alpha z g'(z) + \frac{\eta^2}{2} z^2 g''(z) \right] \\ &= \beta e^{-\beta t} \frac{x^{1-R}}{1-R} \left[h^{1-1/R} \left(1 - \frac{w(h)}{(1-R)h} \right) - h + \left(\epsilon - \frac{\delta^2}{2} \right) w(h) + \frac{\delta^2}{2} w'(h) w(h) \right] \end{aligned}$$

and the result follows from Proposition 15. For $\theta = 0$, $\mathcal{L}G = 0$ is a simple calculation.

Now consider $\mathcal{M}G$. We have

$$(5.15) \quad \mathcal{M}G = e^{-\beta t} x^{-R} y \left[\frac{(1+z)}{1-R} g'(z) - g(z) \right].$$

Hence for $R < 1$, it is sufficient to show that $\psi(z) \geq 0$ on $(0, z^*]$ where

$$\psi(z) = \frac{1+z}{1-R} - \frac{g(z)}{g'(z)}.$$

By value matching and smooth fit $g(z^*) = m(q^*)^{-R} (1 + z^*)^{1-R}$ and $z^*g'(z^*) = m(q^*)^{-R}(1 - R)(1 + z^*)^{-R}$. Hence $\psi(z^*) = 0$ and it is sufficient to show that ψ is decreasing. But

$$\begin{aligned} \psi'(z) &= \frac{R}{1-R} + \frac{g(z)g''(z)}{g'(z)^2} \\ &= \frac{R}{1-R} + \frac{h[w(h)w'(h) - w(h)]}{w(h)^2} \\ (5.16) \quad &\leq 0 \end{aligned}$$

where the last inequality follows from Proposition 15. Similarly, for $R > 1$, provided that g is decreasing by Proposition 17, it is sufficient to show that ψ is increasing. But Proposition 15 gives

$$\psi'(z) = \frac{R}{1-R} + \frac{g(z)g''(z)}{g'(z)^2} = \frac{R}{1-R} + \frac{h[w(h)w'(h) - w(h)]}{w(h)^2} \geq 0.$$

□

Proposition 20. *Let X^* , Θ^* and C^* be as defined in Theorem 7. Then they correspond to an admissible wealth process. Moreover $Z_t^* = Y_t\Theta_t^*/X_t^*$ satisfies $0 \leq Z_t^* \leq z^*$.*

Proof. Note that if $y_0\theta_0/x_0 > z^*$ then the optimal strategy includes a sale of the endowed asset at time zero, and the effect of the sale is to move to new state variables $(X_0^*, y_0, \Theta_0^*, 0)$ with the property that $Z_0^* = y_0\Theta_0^*/X_0^* = z^*$.

Recall the definitions of $\tilde{\Lambda}$ and $\tilde{\Gamma}$ and set $\Sigma(z) = z(1+z)$ and $\tilde{\Sigma}(j) = \Sigma(z^* - j)$.

Consider the equation

$$(5.17) \quad \hat{J}_t = \hat{J}_0 - \int_0^t \tilde{\Lambda}(\hat{J}_s) ds - \int_0^t \tilde{\Gamma}(\hat{J}_s) dB_s + \hat{L}_t$$

with initial condition $\hat{J}_0 = (z^* - z_0)^+$. This equation is associated with a stochastic differential equation with reflection (Revuz and Yor [22, p385]) and has a unique solution (J, L) for which (J, L) is adapted, $J \geq 0$, $L_0 = 0$ and L only increases when J is zero.

Note that $\tilde{\Lambda}(z^*) = \Lambda(0) = 0 = \tilde{\Gamma}(z^*)$ and hence J is bounded above by z^* .

Recall that $\Theta_t^* = \Theta_0^* \exp(-L_t/\tilde{\Sigma}(0))$. Then Θ_t^* is adapted, continuous and hence progressively measurable (Karatzas and Shreve [17, p5]). Θ_t^* is also decreasing and $d\Theta_t^* = -\Theta_t^* dL_t/\tilde{\Sigma}(0) = -\Theta_t^* dL_t/\tilde{\Sigma}(J_t)$ since L only grows when $J = 0$.

Then let $Z_t^* = z^* - J_t$, $X_t^* = \Theta_t^* Y_t / Z_t^*$ and $C_t^* = X_t^* (g(Z_t^*) - Z_t^* g'(Z_t^*) / (1-R))^{-1/R}$. Then X^* and C^* are positive and progressively measurable. It remains to show that X is the wealth process arising from the consumption and sale strategy (C^*, Θ^*) . But, from (5.17) and using, for example $\tilde{\Lambda}(J_t) = \Lambda(Z_t^*)$,

$$dZ_t^* = \Lambda(Z_t^*) dt + \Gamma(Z_t^*) dB_t + \Sigma(Z_t^*) \frac{d\Theta_t^*}{\Theta_t^*}.$$

and then

$$\begin{aligned} dX_t^* &= \frac{\Theta_t^* Y_t}{Z_t^*} \left[\frac{d\Theta_t^*}{\Theta_t^*} + \frac{dY_t}{Y_t} - \frac{dZ_t^*}{Z_t^*} + \left(\frac{dZ_t^*}{Z_t^*} \right)^2 - \frac{dY_t dZ_t^*}{Y_t Z_t^*} \right] \\ &= X_t^* \left[\left(\eta - \frac{\Gamma(Z_t^*)}{Z_t^*} \right) dB_t + \left(\alpha - \frac{\Lambda(Z_t^*)}{Z_t^*} + \frac{\Gamma(Z_t^*)^2}{(Z_t^*)^2} - \eta \frac{\Gamma(Z_t^*)}{Z_t^*} \right) dt \right] + \left(\frac{Y_t}{Z_t^*} - \frac{Y_t}{Z_t^*} \frac{\Sigma(Z_t^*)}{Z_t^*} \right) d\Theta_t^* \\ &= -C_t^* dt - Y_t d\Theta_t^* \end{aligned}$$

as required, where we use the definitions of Λ , Γ and Σ for the final equality. □

Proof of Theorem 7. First we show that there is a strategy such that the candidate value function is attained, and hence that $V \geq G$.

Observe first that if $y_0\theta_0/x_0 > z^*$ then

$$\theta_0 - \Theta_0^* = \theta_0 \left(1 - \frac{z^*}{1+z^*} \frac{1+z_0}{z_0} \right)$$

and

$$X_0^* = x_0 + y_0(\theta_0 - \Theta_0^*) = x_0 \frac{(1+z_0)}{(1+z^*)}$$

Then, since $g(z^*)/g(z_0) = (1+z^*)^{1-R}/(1+z_0)^{1-R}$ for $z_0 > z^*$,

$$G(X_0^*, y_0, \Theta_0^*, 0) = \frac{(X_0^*)^{1-R}}{1-R} g(z^*) = \frac{x_0^{1-R}}{1-R} g(z_0) = G(x_0, y_0, \theta_0, 0).$$

For a general admissible strategy define the process $M = (M_t)_{t \geq 0}$ by

$$(5.18) \quad M_t = \int_0^t e^{-\beta s} \frac{C_s^{1-R}}{1-R} ds + G(X_t, Y_t, \Theta_t, t).$$

Write M^* for the corresponding process under the proposed optimal strategy. Then $M_0^* = G(X_0^*, y_0, \Theta_0^*, 0) = G(x_0, y_0, \theta_0, 0)$ so there is no jump of M^* at $t = 0$. Further, although the optimal strategy may include the sale of a positive quantity of the risky asset at time zero, it follows from Proposition 20 that thereafter the process Θ^* is continuous and such that $Z_t^* = Y_t \Theta_t^* / X_t^* \leq z^*$.

From the form of the candidate value function and the definition of g given in (3.10), we know that G is $C^{1,2,1,1}$. Then applying Itô's formula to M_t , using the continuity of X^* and Θ^* for $t > 0$, and writing G as shorthand for $G(X_s^*, Y_s, \Theta_s^*, s)$ we have

$$(5.19) \quad \begin{aligned} M_t^* - M_0 &= \int_0^t \left[e^{-\beta s} \frac{(C_s^*)^{1-R}}{1-R} - C_s^* G_x + \alpha Y_s G_y + \frac{1}{2} \eta^2 Y_s^2 G_{yy} + G_t \right] ds \\ &+ \int_{(0,t]} (G_\theta - Y_s G_x) d\Theta_s^* \\ &+ \int_0^t \eta Y_s G_y dB_s \\ &=: N_t^1 + N_t^2 + N_t^3 \end{aligned}$$

Since $Z_t^* \leq z^*$, and since $C_t^* = e^{-\beta s/R} G_x^{-1/R}$ and $\mathcal{L}G = 0$ for $z \leq z^*$ we have $N_t^1 = 0$. Further, $d\Theta_s \neq 0$ if and only if $Z_t^* = z^*$ and then $\mathcal{M}G = 0$, so that $N_t^2 = 0$.

To complete the proof of the theorem we need the following lemma which is proved in Appendix B.

Lemma 21. (1) N^3 given by $N_t^3 = \int_0^t \eta Y_s G_y(X_s^*, Y_s, \Theta_s^*, s) dB_s$ is a martingale.
(2) $\lim_{t \uparrow \infty} \mathbb{E}[G(X_t^*, Y_t, \Theta_t^*, t)] = 0$.

Returning to the proof of the theorem, and taking expectations on both sides of (5.19), we have $\mathbb{E}[M_t^*] = M_0$, which leads to

$$G(x_0, y_0, \theta_0, 0) = \mathbb{E} \left(\int_0^t e^{-\beta s} \frac{(C_s^*)^{1-R}}{1-R} ds \right) + \mathbb{E}[G(X_t^*, y, \Theta_t^*, t)].$$

Using the second part of Lemma 21 and applying the monotone convergence theorem, we have

$$G(x_0, y_0, \theta_0, 0) = \mathbb{E} \left(\int_0^\infty e^{-\beta s} \frac{C_s^{1-R}}{1-R} ds \right)$$

and hence $V \geq G$.

Now we consider general admissible strategies. Applying the generalised Itô's formula [9, Section 4.7] to M_t leads to the same expression as in (5.5). Lemma 19 implies that under general admissible

strategies, $N_t^1 \leq 0$, $N_t^2 \leq 0$. Consider the jump term,

$$(5.20) \quad N_t^3 = \sum_{0 \leq s \leq t} [G(X_s, Y_s, \Theta_s, s) - G(X_{s-}, Y_s, \Theta_{s-}, s) - G_x(\Delta X)_s - G_\theta(\Delta \Theta)_s]$$

Using the fact that $(\Delta X)_s = -Y_s(\Delta \Theta)_s$ and writing $\theta = \Theta_{s-}$, $x = X_{s-}$, $\chi = -(\Delta \Theta)_s$ each non-zero jump in N^3 is of the form

$$(\Delta N^3)_s = G(x + y\chi, y, \theta - \chi, s) - G(x, y, \theta, s) + \chi [G_\theta(x, y, \theta, s) - yG_x(x, y, \theta, s)].$$

But, by Lemma 18, $G(x + y\chi, y, \theta - \chi, s)$ is concave in χ and hence $(\Delta N^3) \leq 0$.

For $R < 1$ the rest of the proof is exactly as in Theorem 14. The case of $R > 1$ is covered in Appendix C. □

5.4. The Verification Lemma in the second non-degenerate case with no finite critical exercise ratio. Throughout this section we suppose that $\epsilon \geq \delta^2 R$ and that if $R < 1$ then $0 < \epsilon < \frac{\delta^2}{2} R + \frac{1}{1-R}$. It follows that $q^* = 1$ and $z^* = \infty$, and that $n(1) = m(1) > 0$.

Recall the definition of n in (3.6) and the subsequent definitions of N by $N(q) = n(q)^{-R}(1-q)^{R-1}$ and $W = N^{-1}$. Suppose $R < 1$ and define γ as in (3.19) by

$$\gamma(v) = \frac{1}{1-R} \ln v + \frac{R}{1-R} \ln m(1) - \frac{1}{1-R} \int_v^\infty \frac{1-W(s)}{sW(s)} ds.$$

In the case $R > 1$ define γ via (3.20) so that

$$\gamma(v) = -\frac{1}{R-1} \ln v - \frac{R}{R-1} \ln m(1) - \frac{1}{R-1} \int_0^v \frac{1-W(s)}{sW(s)} ds.$$

For all R define also $\tilde{\gamma}$ by

$$\tilde{\gamma}(v) = \frac{\ln v}{1-R} - \gamma(v).$$

Let h be inverse to γ and set $g(z) = (R/\beta)^R h(\ln z)$.

Lemma 22. (1) Suppose $R < 1$. Then $\gamma : (1, \infty) \mapsto (-\infty, \infty)$ is well defined, increasing, continuous and onto. Furthermore,

$$\lim_{v \uparrow \infty} \tilde{\gamma}(v) = \frac{-R}{1-R} \ln m(1) \quad \text{and} \quad \lim_{v \uparrow \infty} (1-W(v))e^{\gamma(v)} = 1.$$

Suppose $R > 1$. Then $\gamma : (0, 1) \mapsto (-\infty, \infty)$ is well defined, decreasing, continuous and onto. Furthermore,

$$\lim_{v \downarrow 0} \tilde{\gamma}(v) = \frac{R}{R-1} \ln m(1) \quad \text{and} \quad \lim_{v \downarrow 0} (1-W(v))e^{\gamma(v)} = 1.$$

(2) h solves $h' = (1-R)hW(h)$, and $h(-\infty) = 1$.

Proof. Suppose $R < 1$, the proof for $R > 1$ being similar. First we want to show that

$$\int^\infty \frac{1-W(s)}{sW(s)} ds < \infty, \quad \text{and} \quad \int_{1+} \frac{1-W(s)}{sW(s)} ds = \infty,$$

which, given $\lim_{s \uparrow \infty} W(s) = 1$ and $\lim_{s \downarrow 1} W(s) = 0$ is equivalent to

$$\int^\infty \frac{1-W(s)}{s} ds < \infty; \quad \int_{1+} \frac{1}{W(s)} ds = \infty.$$

But $(1-q)N(q)^{1/(1-R)} \xrightarrow{q \uparrow 1} n(1)^{-R/(1-R)}$ and so $(1-W(s)) \sim n(1)^{-R/(1-R)} s^{-1/(1-R)}$ for large s and the first integral is finite. Conversely, since $N'(0+) = \kappa$ for some $\kappa \in (0, \infty)$ we have

$W'(1+) = \kappa^{-1}$ and $W(s) \sim (s-1)\kappa^{-1}$ for s near 1. Since $1/(s-1)$ is not integrable near 1, the second integral explodes.

It follows that γ is onto; the fact that γ is increasing follows on differentiation. Indeed $\gamma'(v) = 1/((1-R)vW(v))$ and hence $h' = (1-R)hW(h)$. Also $h(-\infty) := \lim_{u \downarrow -\infty} h(u) = 1$.

The first limit result for $\tilde{\gamma}$ follows immediately from the definition. For the second,

$$\begin{aligned} \lim_{v \uparrow \infty} e^{\gamma(v)}(1-W(v)) &= \lim_{v \uparrow \infty} e^{-\tilde{\gamma}(v)} v^{1/(1-R)}(1-W(v)) = \lim_{v \uparrow \infty} e^{-\tilde{\gamma}(v)} \lim_{q \uparrow 1} N(q)^{1/(1-R)}(1-q) \\ &= m(1)^{R/(1-R)} \lim_{q \uparrow 1} n(q)^{-R/(1-R)} = 1. \end{aligned}$$

□

Define the candidate value function via

$$(5.21) \quad G(x, y, \theta, t) = e^{-\beta t} \frac{x^{1-R}}{1-R} g\left(\frac{y\theta}{x}\right), \quad x > 0, \theta > 0$$

and extend the definition to $\theta = 0$ and $-\theta y < x \leq 0$ by

$$(5.22) \quad G(x, y, \theta, t) = e^{-\beta t} \frac{(x+y\theta)^{1-R}}{1-R} \left(\frac{R}{\beta}\right)^R m(1)^{-R} \quad -\theta y < x \leq 0, \theta > 0;$$

$$(5.23) \quad G(x, y, 0, t) = e^{-\beta t} \frac{x^{1-R}}{1-R} \left(\frac{R}{\beta}\right)^R \quad x \geq 0, \theta = 0.$$

Here continuity of G at $x = 0$ follows from the identity

$$(5.24) \quad \lim_{z \uparrow \infty} z^{R-1} g(z) = \lim_{u \uparrow \infty} e^{-(1-R)u} h(u) = \lim_v e^{-(1-R)\gamma(v)} v = \lim_v e^{-(1-R)\tilde{\gamma}(v)} = m(1)^{-R}.$$

Lemma 23. Fix y and t . Then $G = G(x, \theta)$ is concave in x and θ on $[0, \infty) \times [0, \infty)$. In particular, if $\psi(\chi) = G(x - \chi y, y, \theta + \chi, t)$, then ψ is concave in χ .

Proof. The proof follows similarly to the proof of Lemma 18, and makes use of the fact $dh/du = (1-R)hW(h)$ proved in Lemma 22. □

Lemma 24. Consider the candidate function constructed in (5.21)–(5.23). Then for $x > 0, \theta > 0$, $\mathcal{L}G = 0$, and $\mathcal{M}G \geq 0$. Further, $\mathcal{M}G = 0$ at $(x = 0, \theta > 0)$ and $\mathcal{L}G = 0$ at $x = 0$ and at $\theta = 0$.

Proof. The majority of the lemma follows exactly as in Lemma 19.

For $\mathcal{M}G|_{x=0}$, note that $G_\theta|_{x=0} = yG(1-R)/(x+y\theta)|_{x=0} = (1-R)G/\theta$. Then, $yG_x|_{x=0-} = yG(1-R)/(x+y\theta)|_{x=0-} = (1-R)G/\theta$, whereas for $x > 0$,

$$yG_x = \frac{y(1-R)G}{x} - \frac{g' y^2 \theta}{g x^2} G = \frac{(1-R)G}{\theta} \left[z - \frac{z^2 g'(z)}{(1-R)g(z)} \right],$$

and then for fixed (y, θ)

$$\lim_{x \downarrow 0} \left[z - \frac{z^2 g'(z)}{(1-R)g(z)} \right] = \lim_{u \uparrow \infty} e^u \left(1 - \frac{h'(u)}{(1-R)h(u)} \right) = \lim_v e^{\gamma(v)} (1-W(v)) = 1.$$

□

Proof of Theorem 10. For an admissible strategy $(C, \Theta) = (C_t, \Theta_t)_{t \geq 0}$ define the process $M(C, \Theta) = (M_t)_{t \geq 0}$ via

$$(5.25) \quad M_t = \int_0^t e^{-\beta s} \frac{C_s^{1-R}}{1-R} ds + G(X_t, Y_t, 0, t).$$

where G is as given in (5.21)–(5.23).

Case 1: $\theta_0 = 0$ and $x_0 > 0$: we show $V = G$. For these initial values the agent does not own any units of asset for sale and consumption can only be financed from liquid (cash) wealth. Then

$(\Theta_t)_{t \geq 0} = 0$, $dX_t = -C_t dt$ and the problem is non-stochastic. The candidate optimal consumption function is $C(x, y, 0) = \beta x/R$ and the associated consumption process is $C_t^* = \frac{\beta}{R} x_0 e^{-\frac{\beta}{R} t}$ with resulting wealth process $X_t^* = x_0 e^{-\frac{\beta}{R} t}$.

Then the value function is

$$\begin{aligned} \mathbb{E} \left[\int_0^\infty e^{-\beta t} \frac{C_t^{*1-R}}{1-R} dt \right] &= \int_0^\infty e^{-\beta t} \left(\frac{\beta}{R} \right)^{1-R} \frac{\left(e^{-\frac{\beta}{R} t} x_0 \right)^{1-R}}{1-R} dt \\ &= \left(\frac{R}{\beta} \right)^R \frac{x_0^{1-R}}{1-R} = G(x_0, y_0, 0, 0), \end{aligned}$$

where the last equality follows from (5.23). Hence, we have $V \geq G$.

Now consider general admissible strategies. Let M^0 be given by $M_t^0 = M_t(C_t, 0)$. Applying Itô's formula to M^0 , we get

$$\begin{aligned} M_t^0 - M_0^0 &= \int_0^t \left[e^{-\beta s} \frac{C_s^{1-R}}{1-R} - C_s G_x + \alpha Y_s G_y + \frac{1}{2} \eta^2 Y_s^2 G_{yy} + G_s \right] ds \\ &\quad + \int_0^t \eta Y_s G_y dB_s \\ &= N_t^1 + N_t^3. \end{aligned}$$

Lemma 24 implies that $\mathcal{L}G = 0$ and hence $N_t^1 = 0$.

Suppose $R < 1$. Then we have $0 \leq M_t^0 \leq M_0^0 + N_t^3$, and the local martingale N_t^3 is now bounded from below and hence a supermartingale. Taking expectations we conclude $\mathbb{E}(M_t^0) \leq M_0^0 = G(x_0, y_0, 0, 0)$, and hence

$$(5.26) \quad G(x_0, y_0, 0, 0) \geq \mathbb{E} \int_0^t e^{-\beta s} \frac{C_s^{1-R}}{1-R} ds + \mathbb{E} G(X_t, Y_t, 0, t) \geq \mathbb{E} \int_0^t e^{-\beta s} \frac{C_s^{1-R}}{1-R} ds,$$

Letting $t \rightarrow \infty$, (5.26) we conclude

$$G(x_0, y_0, 0, 0) \geq \mathbb{E} \int_0^\infty e^{-\beta t} \frac{C_t^{1-R}}{1-R} dt.$$

and taking a supremum over admissible strategies we have $G \geq V$, and hence $G = V$.

For $R > 1$, a modification of the proof of Theorem 14 applies here also and $G = V$.

Case 2: $x_0 = 0$ and $\theta_0 > 0$: we show $V \geq G$. Under the candidate optimal strategy defined in Theorem 10 the consumption and sale processes evolve according to $C_t dt = -Y_t d\Theta_t$, meaning that the investor finances consumption only from the sales of the endowed asset and wealth stays constant and identically zero. In this case, the proposed strategies in (3.24) become

$$\Theta_t^* = \theta_0 e^{-\frac{\beta}{R} \phi t}, \quad C_t^* = \frac{\beta}{R} \phi Y_t \Theta_t^* = \frac{\beta}{R} \phi y_0 \theta_0 \exp \left\{ \beta(\epsilon - \delta^2/2 - \phi/R)t + \delta \sqrt{\beta} B_t \right\}.$$

where temporarily we write $\phi = m(1) = \delta^2 R(1-R)/2 - \epsilon(1-R) + 1 > 0$.

The corresponding value function is

$$\begin{aligned}
G^* &= \mathbb{E} \left[\int_0^\infty e^{-\beta t} \frac{C_t^{*1-R}}{1-R} dt \right] \\
&= \left(\frac{\beta}{R} \right)^{1-R} \frac{(\phi y_0 \theta_0)^{1-R}}{1-R} \mathbb{E} \left[\int_0^\infty e^{-\beta t} e^{(1-R)\beta(\epsilon - \frac{\delta^2}{2} - \frac{\phi}{R})t + \delta\sqrt{\beta}(1-R)B_t} dt \right] \\
&= \left(\frac{\beta}{R} \right)^{1-R} \frac{(\phi y_0 \theta_0)^{1-R}}{1-R} \int_0^\infty e^{\{(\epsilon(1-R) - \frac{\delta^2}{2}R(1-R) - 1) - \frac{(1-R)}{R}\phi\}\beta t} dt \\
&= \left(\frac{R}{\beta} \right)^{1-R} \frac{(\phi y_0 \theta_0)^{1-R}}{1-R} \int_0^\infty e^{-(\beta\phi/R)t} dt = \left(\frac{R}{\beta} \right)^R \frac{(y_0 \theta_0)^{1-R}}{1-R} \phi^{-R} = G(0, y_0, \theta_0, 0).
\end{aligned}$$

Then, under the candidate optimal strategy,

$$G(0, y_0, \theta_0, 0) = \mathbb{E} \left[\int_0^\infty e^{-\beta t} \frac{(C_t^*)^{1-R}}{1-R} dt \right],$$

and we have $G(0, y_0, \theta_0, 0) \leq V(0, y_0, \theta_0, 0)$.

Case 3: $x_0 > 0$ and $\theta_0 > 0$: we show $V \geq G$. Let $M^* = M(C^*, \Theta^*)$ for the candidate optimal strategies in Theorem 10.

From the form of the candidate value function we know that G is $C^{1,2,1,1}$. Then applying Itô's formula to M^* , we have

$$\begin{aligned}
(5.27) \quad M_t^* - M_0^* &= \int_0^t \left[e^{-\beta s} \frac{(C_s^*)^{1-R}}{1-R} - C_s^* G_x + \alpha Y_s G_y + \frac{1}{2} \eta^2 Y_s^2 G_{yy} + G_t \right] ds \\
&\quad + \int_{(0,t]} (G_\theta - Y_s G_x) d\Theta_s \\
&\quad + \int_0^t \eta Y_s G_y dB_s \\
&=: N_t^1 + N_t^2 + N_t^3.
\end{aligned}$$

Since $C_s^* = G_x^{-1/R} e^{\beta s/R}$ is optimal and, by Lemma 24, $\mathcal{L}G = 0$, we have $N_t^1 = 0$. Further, under the proposed strategies in (3.24), $d\Theta_t \neq 0$ if and only if $X_t = 0$. Then, by Lemma 24, $\mathcal{M}G|_{x=0} = 0$ and $N_t^2 = 0$.

The following Lemma is proved in the appendix.

Lemma 25. (1) N^3 given by $N_t^3 = \int_0^t \eta Y_s G_y(X_s^*, Y_s, \Theta_s^*, s) dB_s$ is a martingale.
(2) $\lim_{t \uparrow \infty} \mathbb{E}[G(X_t^*, Y_t, \Theta_t^*, t)] = 0$

The conclusion that $V \geq G$ now follows exactly as in the proof of Theorem 7 but using Lemma 25 in place of Lemma 21.

Case 4: $x_0 \geq 0$ and $\theta_0 > 0$: $V \leq G$. To complete the proof of the theorem, it remains to show for $\theta_0 > 0$ and general admissible strategies, we have $V(x_0, y_0, \theta_0, 0) \leq G(x_0, y_0, \theta_0, 0)$. Recall the definition of M in (5.25).

Applying the generalised Itô's formula [9, Section 4.7] to M_t leads to the expression in (5.5) and

$$M_t - M_0 = N_t^1 + N_t^2 + N_t^3 + N_t^4.$$

Lemma 24 implies that under general admissible strategies, $N_t^1 \leq 0$, and $N_t^2 \leq 0$ with equality at $x = 0$. Consider the jump term,

$$(5.28) \quad N_t^3 = \sum_{0 \leq s \leq t} [G(X_s, Y_s, \Theta_s, s) - G(X_{s-}, Y_s, \Theta_{s-}, s) - G_x(\Delta X)_s - G_\theta(\Delta \Theta)_s]$$

Using the fact that $(\Delta X)_s = -Y_s(\Delta\Theta)_s$ and writing $\theta = \Theta_{s-}$, $x = X_{s-}$, $\chi = -(\Delta\Theta)_s$ each non-zero jump in N^3 is of the form

$$(\Delta N^3)_s = G(x + y\chi, y, \theta - \chi, s) - G(x, y, \theta, s) + \chi [G_\theta(x, y, \theta, s) - yG_x(x, y, \theta, s)].$$

Note that by Lemma 23, $G(x + y\chi, y, \theta - \chi, s)$ is concave in χ and hence $(\Delta N^3) \leq 0$.

For the case $R < 1$ the remainder of the proof follows as in the proof of Theorem 14. The case $R > 1$ for general admissible strategies is covered in Appendix C. \square

6. COMPARATIVE STATICS

In this section, we provide comparative statics describing how the outputs of the model depend on market parameters. This section consists of five parts, analysis of the optimal threshold z^* , the value function g , the optimal consumption $C(x, y, \theta)$, the utility indifference price $p(x, y, \theta)$, and the cost of illiquidity $p^*(x, y, \theta)$, and are based on our numerical results. The cost of illiquidity, defined in (6.3) below represents the loss in cash terms faced by our agent when compared with an otherwise identical agent with the same initial portfolio who is able to adjust her portfolio of the risky asset in either direction at zero cost.

The equations describing the function n and the first crossing of m are simple to implement in MATLAB, and then it also proved straightforward to calculate h or γ and thence the value function in the non-degenerate cases. Figures 6.1 and 6.2 are generic plots of the various functions used in the construction of the value function. The parameter values are such that we are in the second non-degenerate case ($\epsilon \geq \delta^2 R$ and $\epsilon < \frac{\delta^2 R}{2} + \frac{1}{1-R}$ if $R < 1$), but the figures would be similar for the first non-degenerate case ($0 < \epsilon < \delta^2 R$ and $\epsilon < \frac{\delta^2 R}{2} + \frac{1}{1-R}$ if $R < 1$). The two figures cover the cases $R < 1$ and $R > 1$ respectively. For $R < 1$, as plotted in Figure 6.1, m and n are monotone decreasing and W is increasing on $[1, \infty)$ with $\lim_{v \rightarrow 1} W(v) = 0$ and $\lim_{v \rightarrow \infty} W(v) = 1$. Further, we have $\gamma(v)$ is increasing on $[1, \infty)$ and g is concave and increasing. For $R > 1$, as plotted in Figure 6.2, m and n are monotone increasing and W is decreasing on $(0, 1]$ with $\lim_{v \rightarrow 0} W(v) = 1$ and $\lim_{v \rightarrow 1} W(v) = 0$. Finally, we have $\gamma(v)$ is decreasing on $(0, 1]$ and g is convex decreasing and convergent to zero as z tends to infinity.

Figures 6.3 and 6.4 show that z^* increases as mean return ϵ increases and decreases as volatility δ increases or risk aversion R increases. As ϵ increases, the non-traded asset Y becomes more valuable and it is optimal for the investor to wait longer to sell Y for a higher return. For $\epsilon = 0$, when the endowed asset has zero return but with additional risk, the optimal strategy is to sell immediately to remove the risk. Similarly, as δ increases, the level of z^* decreases as holding Y involves additional risk. Hence, it is optimal for the investor to sell units of Y sooner in order to mitigate this risk. As the risk aversion of the investor increases, she is less tolerant to the risk of the endowed asset and hence more inclined to sell Y earlier. As $R \rightarrow 0$, (provided $\epsilon > 0$) we have $z^* \rightarrow \infty$, which implies the optimal strategy is never to sell the asset. In the limit the investor is not concerned about the risk of holding the risky asset. Conversely, as $R \rightarrow \infty$, we have $z^* \rightarrow 0$. In this case, the investor cannot tolerate any risks and it is therefore optimal to sell the asset immediately to arrive at a safe position.

The value function as expressed via g in non-degenerate cases is plotted in Figures 6.5 and 6.6 under different drifts and risk aversions. These figures show that g is increasing in drift while g has no monotonicity in risk aversion. (A similar plot shows that g is decreasing in volatility.) As the non-traded asset becomes more valuable, the investor can choose optimal sale and consumption strategies which lead to a larger value function. (Further, as the asset becomes more risky, the additional risk makes the value function smaller.) Meanwhile, as ϵ increases, z^* in Figure 6.5 is

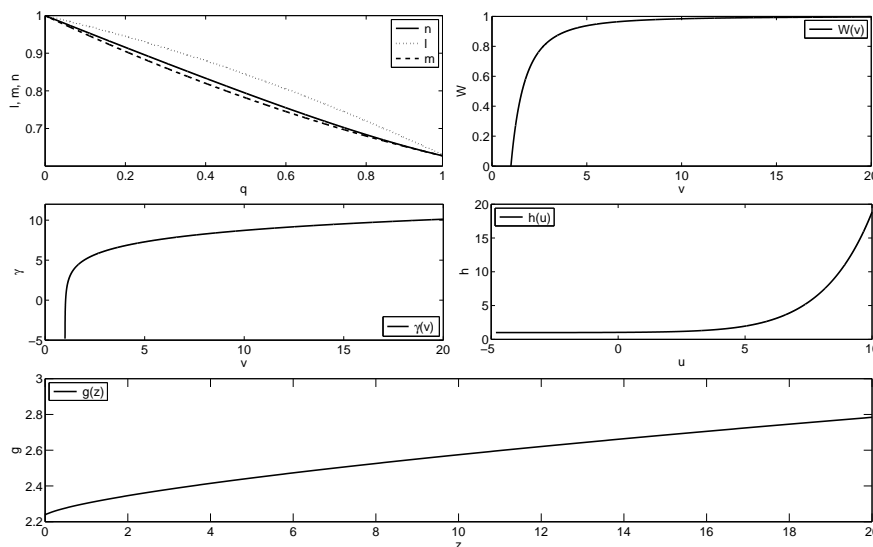


FIGURE 6.1. Transformations from m, n, ℓ to $W(v)$ to $\gamma(v)$ to $h(u)$ and $g(z)$ in the second non-degenerate scenario in the case $R < 1$. Parameters are $\epsilon = 1$ $\delta = 1$, $\beta = 0.1$ and $R = 0.5$. For these parameters m is monotonic decreasing.

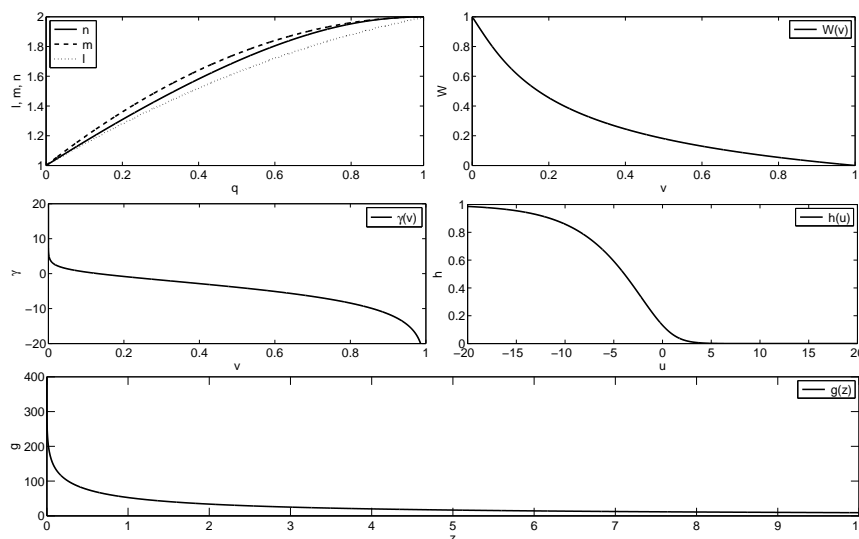
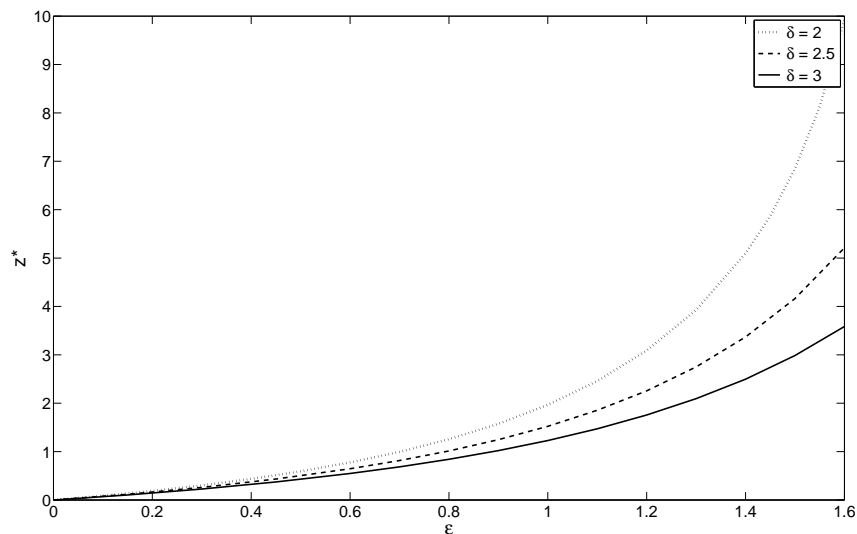
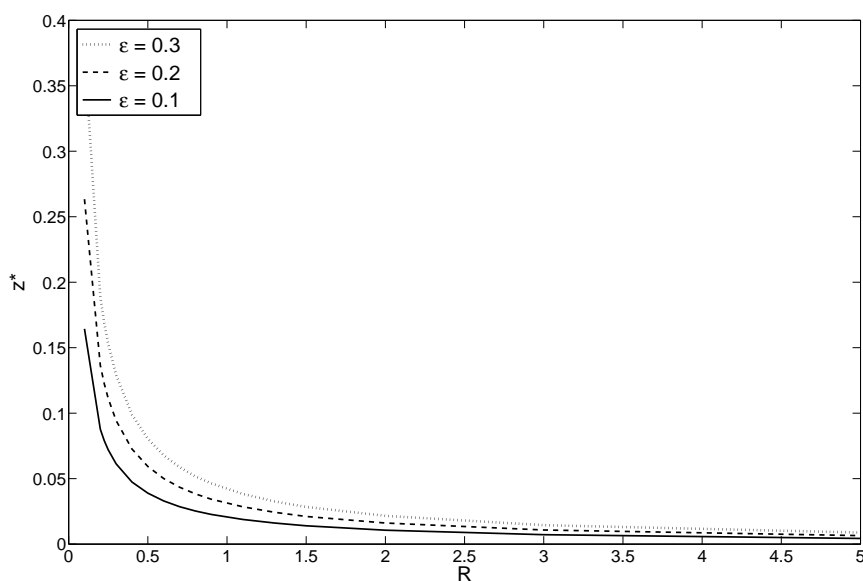


FIGURE 6.2. Transformations from m, n, ℓ to $W(v)$ to $\gamma(v)$ to $h(u)$ and $g(z)$ in the second non-degenerate scenario in the case $R > 1$. Parameters are $\epsilon = 3$ $\delta = 1$, $\beta = 0.1$ and $R = 2$.

decreasing (and as δ increases, z^* is increasing). These results are consistent with the results in described in the previous paragraph. At $z = z^*$, smooth fit conditions are satisfied. Observe also that for different values of drift, we nonetheless have that g starts at the same point. This corresponds to the value function when $\theta_0 = 0$ whereby consumption is only financed by initial wealth and the problem is deterministic. In this case, we have $g(0) = (R/\beta)^R$.

Optimal consumption $C(x, y, \theta)$ is considered in Figures 6.7—6.9. Figure 6.7 plots the optimal consumption $C(1, 1, \theta)$ as a function of endowed units θ and shows that the optimal consumption

FIGURE 6.3. z^* increases as ϵ increases or as δ increases. Here $\beta = 0.1$ and $R = 0.5$.FIGURE 6.4. z^* decreases as R increases or as ϵ decreases. Here $\delta = 3$ and $\beta = 0.1$.

increases in θ : as the size of the holdings of the non-traded asset Y increases, the agent feels richer and hence consumes at a faster rate. For $\theta = 0$, the optimal consumption $C(x, y, 0) = xg(0)^{-\frac{1}{\alpha}} = \frac{\beta}{R}x$ is strictly positive and is financed from cash wealth. Figure 6.7 also suggests that the optimal consumption $C(1, 1, \theta)$ decreases in risk aversion. Given the set of parameters the critical risk aversion (i.e. the boundary between the two non-degenerate cases) is at $R = \epsilon/\delta^2 = 0.75$. For the bottom two lines in Figure 6.7 with $R > 0.75$, we have $\epsilon < \delta^2 R$ and this falls into the first non-degenerate case with finite z^* . For $R \leq 0.75$, we have $\epsilon \geq \delta^2 R$, which is the second non-degenerate case with infinite z^* . As we see, there is no discontinuity in consumption with respect to risk

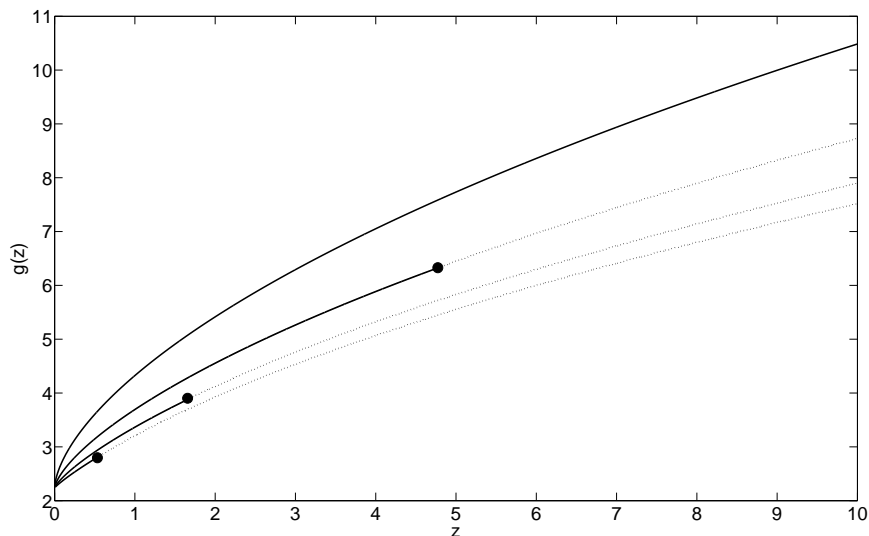


FIGURE 6.5. $g(z)$ with different ϵ in the first and second non-degenerate scenarios. Dotted line: $z \geq z^*$, solid line: $z \leq z^*$ and dots represent z^* . ϵ varies from top to bottom as 2, 1.5, 1, 0.5, with fixed parameters $\delta = 2$, $\beta = 0.1$ and $R = 0.5$. The top line is the value function g in the second non-degenerate scenario given $\epsilon = \delta^2 R = 2$ and z^* is infinite.

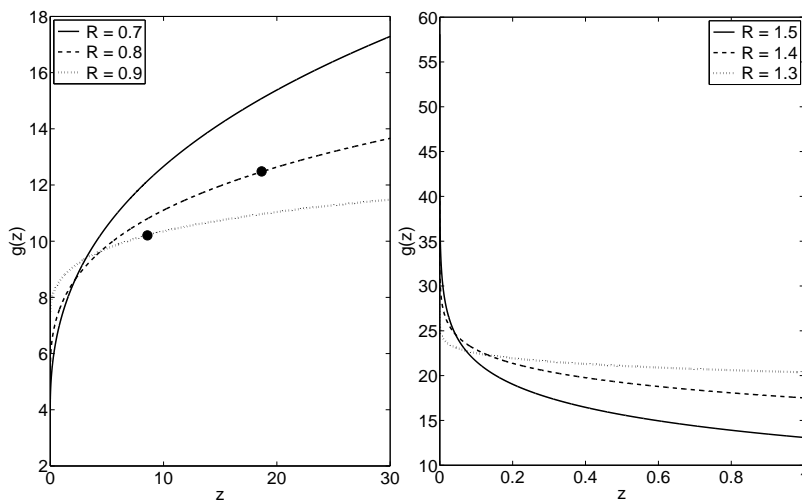


FIGURE 6.6. $g(z)$ with different risk aversion R in the first and second non-degenerate scenarios. In the left graph, R takes values in 0.7, 0.8 and 0.9. The rest of the parameters are $\epsilon = 3$, $\delta = 2$, $\beta = 0.1$. The critical risk aversion is $R = \epsilon/\delta^2 = 0.75$. The dots represent finite z^* and the solid line is the value function g in the second non-degenerate scenario with infinite z^* . In the right graph, R takes values in 1.3, 1.4 and 1.5 and the rest of the parameters are $\epsilon = 6$, $\delta = 2$ and $\beta = 0.1$.

aversion at either $R = 0.75$ or $R = 1$. The optimal consumptions for different risk aversions differ primarily in the levels, and the dominant factor is the optimal consumption for $\theta = 0$. As argued above $C(x, y, 0) = \beta x/R$ is decreasing in R .

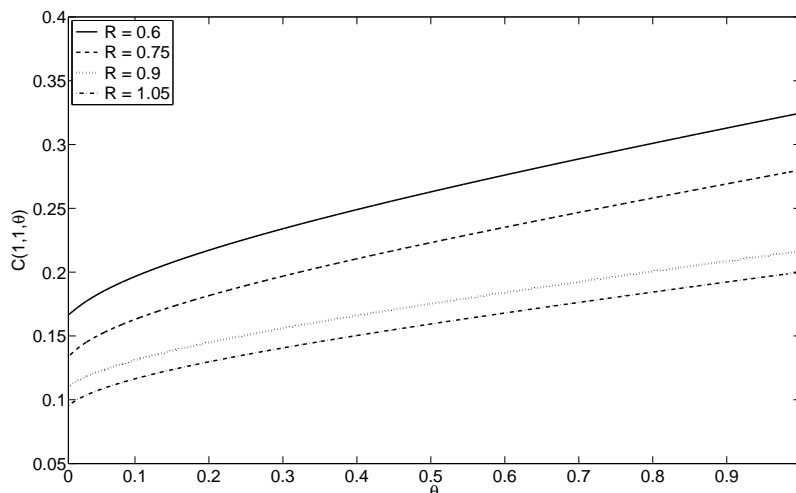


FIGURE 6.7. Optimal consumption $C(1, 1, \theta)$ as R varies. R takes values in 0.6, 0.75, 0.9, 1.05 with parameters $\epsilon = 3$, $\delta = 2$, $\beta = 0.1$ and $\theta \in [0, 1]$. The critical risk aversion is $R = \epsilon/\delta^2 = 0.75$. The top two lines correspond to the optimal consumption in the second non-degenerate scenario where z^* is infinite under the condition that $\epsilon \geq \delta^2 R$. The bottom two lines correspond to the first non-degenerate case with finite z^* .

Figure 6.8 plots both consumption as a function of wealth $C(x, 1, 1)$ and the ratio of consumption to wealth $C(x, 1, 1)/x$ as a function of x with different risk aversions. Note that this can only be shown for $x > y\theta/z^* = 1/z^*$ since if $x < 1/z^*$ the agent makes an immediate sale of units of risky asset. The critical value of the risk aversion is $R = \epsilon/\delta^2 = 0.75$. For $R > 0.75$, we have $z^* < \infty$ and $x^* = 1/z^* > 0$ while for $R \leq 0.75$, $z^* = \infty$ and $x^* = 1/z^* = 0$. The results show that the optimal rate of consumption is an increasing function of wealth but that consumption per unit wealth is a decreasing function of wealth. (In the standard Merton problem, consumption is proportional to wealth.) As the agent becomes richer, she consumes more, but the fraction of wealth that she consumes becomes smaller. The explanation is that her endowed wealth is being held constant. By scaling we have that if both x and θ are increased by the same factor, then consumption would also rise by the same factor, but here x is increasing, but θ (and y) are held constant, and hence consumption increases more slowly than wealth. In the limit $x \rightarrow \infty$ we have $\lim_{x \rightarrow \infty} C(x, 1, 1) = \infty$ and $\lim_{x \rightarrow \infty} C(x, y, \theta)/x = g(0)^{-\frac{1}{R}} = \beta/R$.

Figure 6.9 plots the optimal consumption $C(1, 1, \theta)$ as a function of θ and ϵ . Here we find a first surprising result: we might expect the optimal consumption $C(x, y, \theta)$ to be increasing in the drift, but this is not the case for large θ . For an explanation of this phenomena, recall that the optimal exercise ratio z^* is increasing in the drift. As the drift increases, the asset has a more promising return on average which makes the agent feel richer and consume at a higher rate. However, a larger drift also implies a larger z^* , indicating that the agent should postpone the sale of the risky asset. Hence, a larger drift involves more risk, and in order to mitigate this risk, the agent consumes less in the short term. Hence, the optimal consumption decreases in the drift for large θ . We find similar results if we consider $C(1, 1, \theta)$ as a function of δ . Optimal consumption is not necessarily decreasing in volatility and consumption can be increasing in volatility for large values of θ . Analogously, if we plot $C(x, 1, 1)$ we find that consumption is a decreasing (increasing) function of return ϵ if wealth x is small (large).

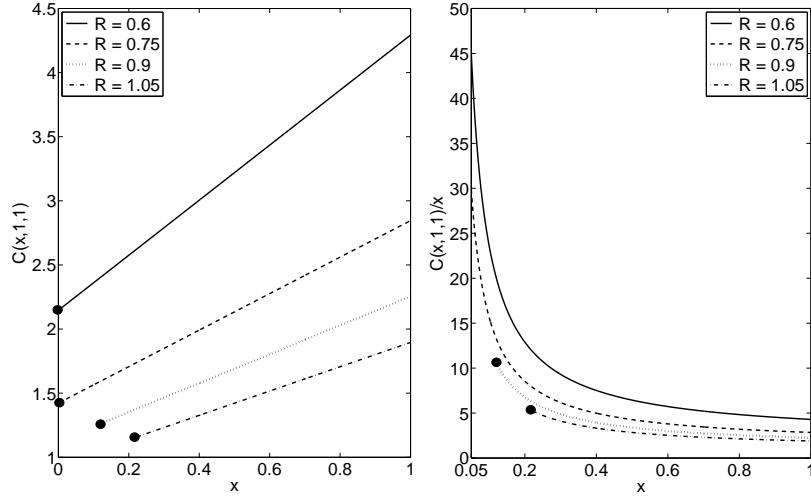


FIGURE 6.8. Optimal consumption $C(x, 1, 1)$ and $C(x, 1, 1)/x$ as R varies. R takes values in 0.6, 0.75, 0.9 and 1.05 with parameters $\epsilon = 3$, $\delta = 2$, $y_0 = 1$ and $\theta_0 = 1$. The dots represent $x^* = 1/z^*$ and the critical risk aversion is $R = \epsilon/\delta^2 = 0.75$. In both graphs, the top two lines correspond to the optimal consumptions in the second non-degenerate case with $x^* = 0$. The bottom two lines are the optimal consumptions in the first non-degenerate case with finite z^* , or equivalently, $x^* > 0$.

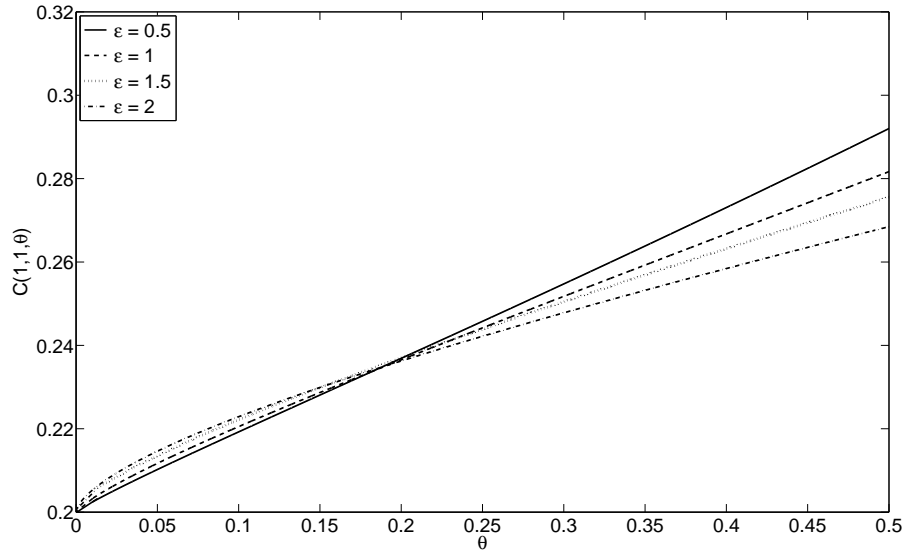


FIGURE 6.9. Optimal consumption $C(1, 1, \theta)$ as ϵ varies. ϵ takes values in 0.5, 1, 1.5 and 2 with parameters $\delta = 2$, $\beta = 0.1$, $R = 0.5$, $x_0 = 1$ and $y_0 = 1$. The critical mean return is $\epsilon = \delta^2 R = 2$. When $\epsilon = 2$ we are in the second non-degenerate case.

Figures 6.10—6.13 plot the utility indifference price or certainty equivalence value $p(x, y, \theta)$. Recall that in the second and third cases of Theorem 4 the certainty equivalent value of the non-traded asset is given by

$$p(x, y, \theta) = x \left[\frac{g\left(\frac{y\theta}{x}\right)}{g(0)} \right]^{\frac{1}{1-R}} - x$$

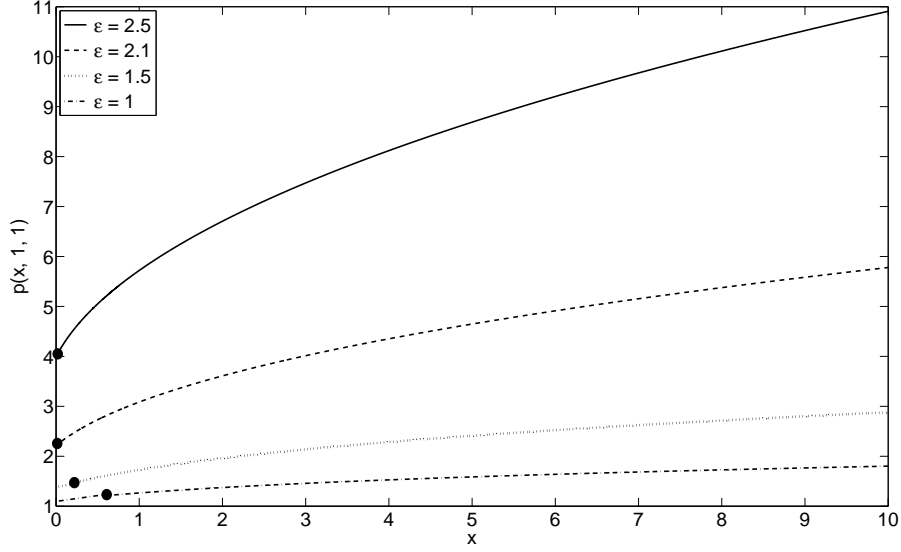


FIGURE 6.10. Indifference price $p(x, 1, 1)$ as ϵ varies. ϵ varies from top to bottom as 2.5, 2.1, 1.5, 1 with fixed parameters $\delta = 2$, $\beta = 0.1$, $R = 0.5$, $\theta_0 = 1$ and $y_0 = 1$. The dots represent $x^* = 1/z^*$ and the critical mean return is $\epsilon = \delta^2 R = 2$.

Figures 6.10 and 6.11 consider the indifference price as a function of wealth. Dots in figures represent the optimal exercise ratio $z^* = y\theta/x$. In each of the figures we choose a range of parameter values such that sometimes we are in the first non-degenerate case, and sometimes in the second non-degenerate case. In Figure 6.10, for $\epsilon < 2$, we have $z^* < \infty$ and $x^* = 1/z^* > 0$, and for $\epsilon \geq 2$, we have $z^* = \infty$ and $x^* = 0$. We can see $p(x, 1, 1)$ is concave and increasing in x . It follows from Theorem 7 that $g(z) = (R/\beta)^R m(q^*)^{-R} (1+z)^{1-R}$ for $z \geq z^*$. Further, under the condition that $0 < \epsilon < \delta^2 R$ and $\epsilon < \frac{\delta^2}{2} R + \frac{1}{1-R}$, which ensures a finite exercise ratio,

$$\lim_{x \rightarrow 0} p(x, y, \theta) = \lim_{x \rightarrow 0} x \left\{ \left[\frac{g\left(\frac{y\theta}{x}\right)}{g(0)} \right]^{\frac{1}{1-R}} - 1 \right\} = \lim_{x \rightarrow 0} \left\{ m(q^*)^{\frac{R}{R-1}} (x + y\theta) - x \right\} = m(q^*)^{\frac{R}{R-1}} y\theta > y\theta.$$

In that case, for $x = 0$, where no initial wealth is available to finance consumption, it is optimal for the investor to sell some units of the endowed asset Y immediately so as to keep the ratio of the wealth invested in the endowed asset to liquid wealth below z^* , i.e. from the initial portfolio $(x = 0, \theta = \Theta_{0-})$ the agent moves to $(x = X_{0+}, \theta = \Theta_{0+})$, where $\Theta_{0+} = \frac{z^*}{1+z^*} \Theta_{0-}$ and $X_{0+} = \frac{1}{1+z^*} y\Theta_{0-}$. The monotonicity of $p(x, 1, 1)$ in ϵ and δ is also illustrated in Figures 6.10 and 6.11: a higher mean return adds value to the asset, while the increasing volatility makes Y more risky and reduces value. Also observe that for the drift larger than the critical value, the change in drift does not move the dot (representing the critical ratio) while for the drift smaller than the critical value, the dot moves rightwards as drift increases. To the left of the dot, the agent should sell the endowed asset initially, while to the right of the dot, the agent should wait. As drift increases, the agent should wait longer for a higher return when selling the asset.

Figure 6.12 considers the indifference price $p(1, 1, \theta)$ and unit indifference price $p(1, 1, \theta)/\theta$ as a function of θ . We see that $p(1, 1, \theta)$ is increasing in θ and for $\theta = 0$, $p(1, 1, 0) = 0$, reflecting the fact that a null holding is worth nothing. We also have the unit price $p(1, 1, \theta)/\theta$ is decreasing in the units of asset θ . For small holdings, the marginal price $\lim_{\theta \rightarrow 0} p(1, 1, \theta)/\theta$ is infinite. As $\theta \rightarrow \infty$, the figures imply that the unit price $p(1, 1, \theta)/\theta$ tends to some constant larger than the unit price

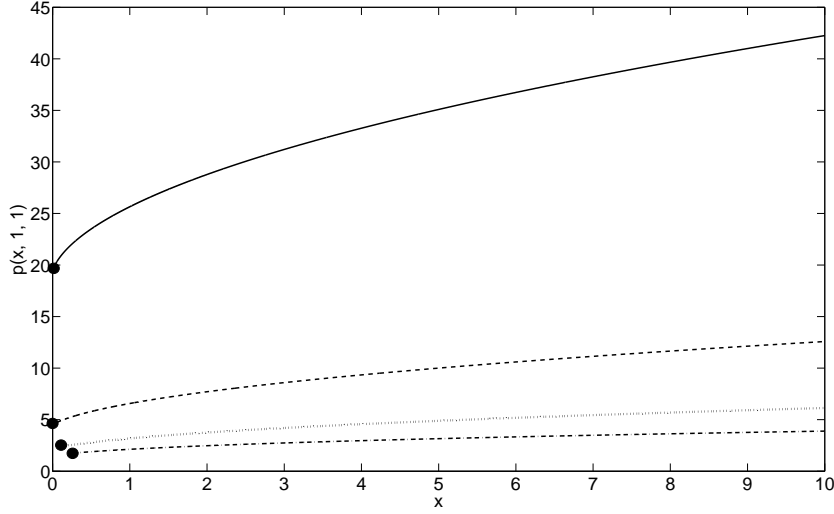


FIGURE 6.11. Indifference price $p(x, 1, 1)$. δ varies from top to bottom as 2.1, 2.4, 2.8 and 3.2 with fixed parameters $\epsilon = 3$, $\beta = 0.1$, $R = 0.5$, $\theta_0 = 1$ and $y_0 = 1$. The dots represent $x^* = 1/z^*$ and the critical volatility is $\delta = \sqrt{\epsilon/R} = 2.45$. The top two lines correspond to the indifference prices in the second non-degenerate case with $x^* = 0$. The bottom two lines are indifference prices in the first non-degenerate case with $x^* > 0$.

y of Y :

$$\lim_{\theta \rightarrow \infty} \frac{p(x, y, \theta)}{\theta} = \lim_{\theta \rightarrow \infty} \frac{x \left[\frac{g(y\theta/x)}{g(0)} \right]^{\frac{1}{1-R}} - x}{\theta} = \lim_{\theta \rightarrow \infty} \frac{m(q^*)^{\frac{R}{R-1}} (x + y\theta) - x}{\theta} = m(q^*)^{\frac{R}{R-1}} y > y,$$

where the second equality follows since for $z \geq z^*$, we have $g(z) = (R/\beta)^R m(q^*)^{-R} (1+z)^{1-R}$.

Figure 6.12 also illustrates the monotonicity of p in the drift parameter ϵ and we have $p(1, 1, \theta)$ and $p(1, 1, \theta)/\theta$ both increase in the drift. Similarly, it can be shown that $p(1, 1, \theta)$ and $p(1, 1, \theta)/\theta$ are both decreasing in δ , reflecting the increased riskiness of positions as volatility increases.

Figure 6.13 plots the indifference price as a function of cash wealth for different risk aversions. Naively we might expect the price to be monotone decreasing in risk aversion - a more risk averse agent will assign a lower value to a risky asset. However, the results show that this not the case, and for large wealths the utility indifference price is increasing in R . (If we fix wealth x and consider the certainty equivalent value as a function of quantity θ then we find a similar reversal, and the certainty equivalent value is increasing in R for small θ .)

An explanation of this phenomena is as follows. Consider an agent with positive cash wealth and zero endowment of the risky asset. This agent consumes at rate $\beta x/R$; in particular, as the parameter R increases, the agent consumes more slowly. The introduction of a small endowment will not change this result, and in general, an increase in the parameter R postpones the time at which the critical ratio reaches z^* . (Although z^* depends on R also, this is a secondary effect.) Since the endowed asset is appreciating, on average, by the time the agent chooses to start selling the asset, it will be worth more. The total effect is to make the indifference price increasing in R . Similarly, the indifference price $p(1, 1, \theta)$ and the unit indifference price $p(1, 1, \theta)/\theta$ as functions of θ are not necessarily monotone in risk aversion.

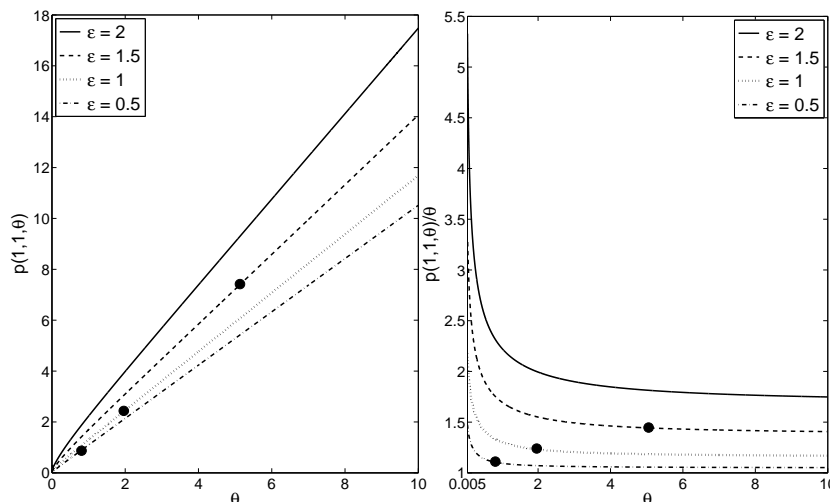


FIGURE 6.12. Indifference price $p(1,1,\theta)$ and unit price $p(1,1,\theta)/\theta$. ϵ varies from top to bottom as 2, 1.5, 1, 0.5 with fixed parameters $\delta = 2$, $\beta = 0.1$, $R = 0.5$, $x_0 = 1$ and $y_0 = 1$. The dots represent $\theta^* = z^*$ and the critical mean return is $\epsilon = \delta^2 R = 2$. The top line corresponds to the indifference price in the second non-degenerate case with infinite z^* .

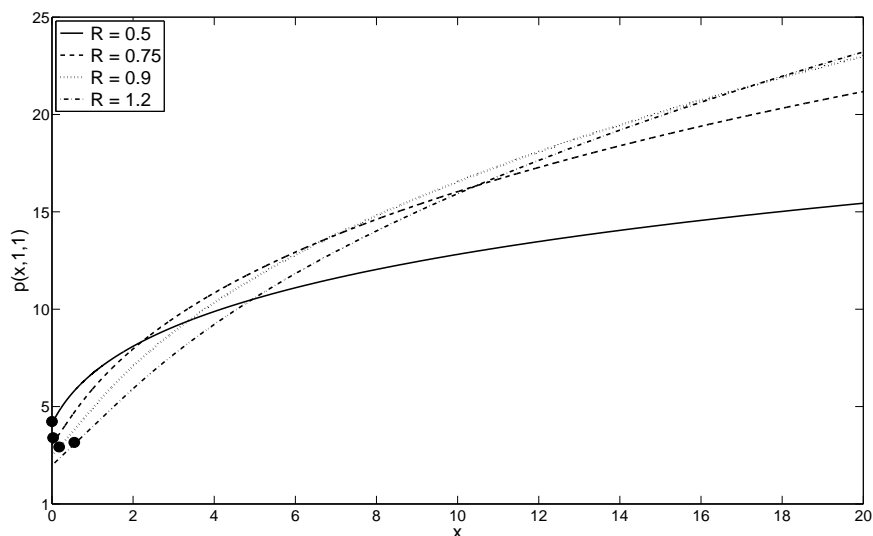


FIGURE 6.13. Indifference price $p(x,1,1)$. R takes values in 0.5, 0.75, 0.9 and 1.2 with fixed parameters $\epsilon = 3$, $\delta = 2$, $\beta = 0.1$, $y_0 = 1$ and $\theta_0 = 1$. The dots represent $x^* = 1/z^*$ and the critical risk aversion is $R = \epsilon/\delta^2 = 0.75$. The top two lines for $x \in [0,1]$ correspond to the indifference prices in the second non-degenerate case with $x^* = 0$. The bottom two lines are indifference prices in the first non-degenerate case with $x^* > 0$.

Finally, we consider the impact of the illiquidity assumption. We do this by considering the value function of our agent who cannot buy the endowed asset and comparing it with the value function of an otherwise identical agent, but who can both buy and sell the endowed asset with zero transaction costs. Suppose parameters are such that we are in the second case of Theorem 4.

In the illiquid market, where Y is only allowed for sale, Theorem 7 proves the value function is

$$(6.1) \quad V_I(x, y, \theta, 0) = \frac{x^{1-R}}{1-R} g\left(\frac{y\theta}{x}\right) = \sup_{(C, \Theta)} \mathbb{E} \left[\int_0^\infty e^{-\beta t} \frac{C_t^{1-R}}{1-R} dt \right],$$

where the newly introduced subscript I stands for the value function in the illiquid market, in which the asset can only be sold.

In a liquid market such that Y can be dynamically traded, wealth evolves as $dX_t = -C_t dt + \Pi_t dY_t/Y_t$. Here $(\Pi)_{t \geq 0}$ represents the portfolio process. We suppose the agent is endowed with Θ_0 units of Y initially and is constrained to keep X positive. This is Merton's model and we know the optimal strategy is to keep a constant fraction of wealth in the risky asset. The initial endowment therefore only changes initial wealth and the value function is

$$(6.2) \quad V_L(x, y, \theta, 0) = \sup_{(C, \Pi)} \mathbb{E} \left[\int_0^\infty e^{-\beta t} \frac{C_t^{1-R}}{1-R} dt \right] = \frac{(x + y\theta)^{1-R}}{1-R} \left[\frac{\beta}{R} - \frac{\alpha^2(1-R)}{2\sigma^2 R^2} \right]^{-R},$$

where the subscript L stands for the value function in the liquid market.

Now we consider the cost of illiquidity.

Definition 26. *The cost of illiquidity, denoted $p^* = p^*(x, y, \theta)$ is the solution to*

$$(6.3) \quad V_L(x - p^*, y, \theta, t) = V_I(x, y, \theta, t).$$

and represents the amount of cash wealth the agent who can only sell the risky asset would be prepared to forgo, in order to be able to trade the risky asset with zero transaction costs.

Equating (6.1) and (6.2), we can solve for p^* to obtain

$$(6.4) \quad p^*(x, y, \theta) = x \left[1 + \frac{y\theta}{x} - g\left(\frac{y\theta}{x}\right)^{\frac{1}{1-R}} \left(\frac{\beta}{R} - \frac{\alpha^2(1-R)}{2\sigma^2 R^2} \right)^{\frac{R}{1-R}} \right].$$

Consider (6.4) when $\theta = 0$, where the investor is not endowed any units of Y initially, we have

$$p^*(x, y, 0) = x \left[1 - \left(\frac{\beta}{R} - \frac{\alpha^2(1-R)}{2\sigma^2 R^2} \right)^{\frac{R}{1-R}} g(0)^{\frac{1}{1-R}} \right] = x \left[1 - \left(1 - \frac{\epsilon^2(1-R)}{2\delta^2 R} \right)^{\frac{R}{1-R}} \right] > 0.$$

Suppose $R < 1$, $0 < \epsilon < \frac{\delta^2}{2}R + \frac{1}{1-R}$ and $\epsilon < \delta^2 R$, so that z^* is finite. Figure 6.14 plots $p^*(1, 1, \theta)$ for $\theta \in [0, 10]$. Notice that p^* decreases initially, has a strictly positive minimum near 0.95 and then increases, before becoming linear beyond $\theta = z^*$. Clearly, whatever the initial endowment of the agent, she has a smaller set of admissible strategies than an agent who can trade dynamically, and the cost of liquidity is strictly positive. For small initial endowments the agent would like to increase the size of her portfolio of the risky asset, and the smaller her initial endowment the more she would like to purchase at time zero. Hence the cost of illiquidity is decreasing in θ for small θ . However, for large θ , the agent would like to make an initial transaction (to reduce the ratio of wealth held in the risky asset to cash wealth to below z^*), and indeed since she is free to do so, her optimal strategy involves such a transaction at time zero. Hence for large wealth the cost of liquidity is proportional to $(x + y\theta)$, and hence is increasing in θ . For this reason, the cost of illiquidity is a U-shaped function of θ .

APPENDIX A. PROPERTIES OF n

Recall the definitions of m and ℓ and the differential equation (3.6) for n , and also the definitions of q_ℓ , q_m , q_n and q^* . Define $\tilde{q} = \inf\{q > 0 : (1-R)n(q) \geq (1-R)\ell(q)\} \wedge 1$. Note that $m(0) = 1 = \ell(0)$ and $m(1) = 1 - \epsilon(1-R) + \delta^2 R(1-R)/2 = \ell(1)$. The concave function ℓ is positive on $(0, 1)$ if $\ell(1) = 1 - \epsilon(1-R) + \delta^2 R(1-R)/2 \geq 0$.

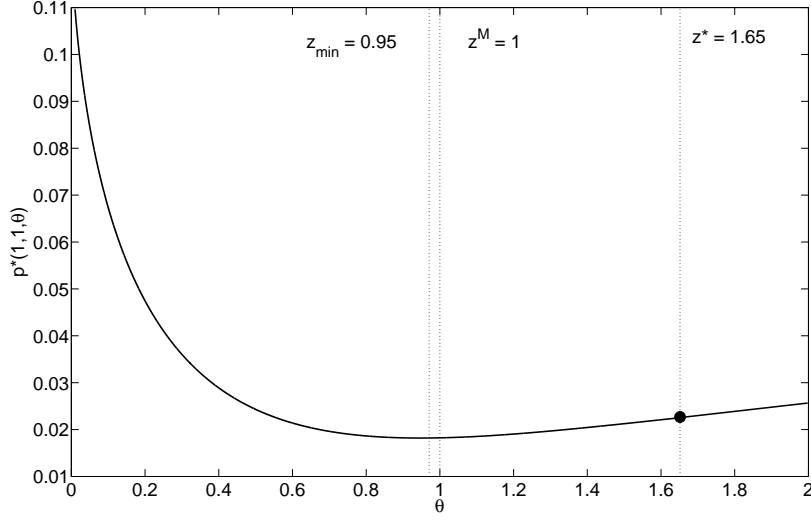


FIGURE 6.14. Cost of illiquidity $p^*(1, 1, \theta)$ as θ varies. Parameters are $\epsilon = 1$, $\delta = 2$ and $R = 0.5$. Here, we fix $x_0 = y_0 = 1$ and $\theta \in [0, 1]$. For the corresponding Merton problem with dynamic trading in Y we have that it is optimal to invest a constant fraction $z^M = \frac{\epsilon}{\delta^2 R - \epsilon}$ in the risky asset. Recall Remark 9 and observe that $z^M \leq z^*$.

Lemma 27. (1) Define Φ via

$$\Phi(\chi) = \chi^2 - (1 - R) \left(\frac{\delta^2}{2} - \epsilon + \frac{1}{R} \right) \chi - \epsilon \frac{(1 - R)^2}{R}.$$

Then for $R \in (0, 1)$, $n'(0)$ is the smaller root of $\Phi(\chi) = 0$ and for $R \in (1, \infty)$, $n'(0)$ is the larger root.

- (2) For $q \in (0, q_n \wedge \tilde{q})$, $n'(q) > 0$ if and only if $n(q) < m(q)$, similarly $n'(q) = 0$ if and only if $n(q) = m(q)$.
- (3) If $\ell(1) \geq 0$ then $\tilde{q} = q_n = q_\ell = 1$.
- (4) If $\ell(1) < 0$ then $\tilde{q} = q_n = q_\ell < q^*$.
- (5) If $0 \leq q^* < 1$ then $q^* > \epsilon / \delta^2 R$ and $(1 - R)m$ is increasing on $(q^*, 1)$.

Proof. (1) From the expression (3.6) and l'Hôpital's rule, $n'(0) = \chi$ solves

$$\chi = \frac{1 - R}{R} - \frac{\delta^2 (1 - R)^2}{2R} \frac{1}{(1 - R) \left(\frac{\delta^2}{2} - \epsilon \right) - \chi},$$

or equivalently $\Phi(\chi) = 0$. Further $\ell'(0) = (1 - R) \left(\frac{\delta^2}{2} - \epsilon \right)$ and

$$\Phi \left((1 - R) \left(\frac{\delta^2}{2} - \epsilon \right) \right) = -\frac{\delta^2 (1 - R)^2}{2R} < 0.$$

For $R < 1$, we have $n'(0) < \ell'(0)$ by hypothesis, so that $n'(0)$ is the smaller root of Φ . For $R > 1$, we have $n'(0) > \ell'(0)$ by hypothesis and $n'(0)$ is the larger root of Φ .

(2) This follows immediately from the expression for $n'(q)$.

(3) Suppose $R < 1$. Since $n'(0) < \ell'(0)$ we have $\tilde{q} > 0$. Notice that if $0 < n(q) < \ell(q)$ and $\ell(q) - n(q)$ is sufficiently small, then $n'(q) < \ell'(q)$. Hence $\tilde{q} \geq q_n$. Further, if $n(q) < \ell(q) - \phi$ for some $\phi > 0$ on some interval $[\underline{q}, \bar{q}] \subset (0, 1)$, then $n'(q)/n(q)$ is bounded below by a constant on that interval and provided $n(\underline{q}) > 0$ it follows that $n(\bar{q}) > 0$ also. Hence, if ℓ is positive on $[0, 1)$

then so is n and $q_n = 1$. For $R > 1$, we have $n'(0) > \ell'(0)$ and the result follows via a similar argument.

(4) Suppose $R < 1$. The same argument as above gives that $\tilde{q} = q_n = q_\ell$ and now these quantities are less than one. Clearly $q_m < q_\ell$, and m is decreasing on $(0, q_m)$. We cannot have $q^* \leq q_m$ for then $n'(q^*) - m'(q^*) > 0$ and $n(q^*) - m(q^*) = 0$ contradicting the minimality of q^* , nor can we have $q_m < q^* \leq q_\ell$ for on this region $m < 0 \leq n$.

(5) We can only have $q^* < 1$ if $m(1) > 0$ and $(1 - R)m'(1) > 0$. For $R < 1$ we must have $n'(q^*) = 0 < m'(q^*)$. But m has a minimum at $\epsilon/\delta^2 R$, so $q^* > \epsilon/\delta^2 R$. For $R > 1$, we must have $n'(q^*) = 0 > m'(q^*)$. But m has a maximum at $\epsilon/\delta^2 R$, so $q^* > \epsilon/\delta^2 R$. \square

Proof of Proposition 1. (1) Note that $\Phi(m'(0)) = (1 - R)^2 \delta^2 \epsilon / 2$. Then, if $\epsilon < 0$ we have $n'(0) < m'(0)$ for $R < 1$ and $q^* = 0$. Otherwise, for $R > 1$, we have $n'(0) > m'(0)$ and $q^* = 0$. If $\epsilon = 0$ then $n'(0) = m'(0)$ and more care is needed.

Consider $R < 1$. Since $\epsilon \leq 0$, m is increasing. Suppose $n(\hat{q}) > m(\hat{q})$ for some \hat{q} in $[0, 1]$. Let $\underline{q} = \sup\{q < \hat{q} : n(q) = m(q)\}$. Then on (\underline{q}, \hat{q}) we have $n'(q) < 0 < m'(q)$ and $m(\hat{q}) - n(\hat{q}) = m(\underline{q}) - n(\underline{q}) + \int_{\underline{q}}^{\hat{q}} [m'(y) - n'(y)] dy > 0$, a contradiction.

For $R > 1$, the only difference is that m is decreasing given $\epsilon \leq 0$ and $n'(0) > m'(0)$.

(2) Consider first $R < 1$ and suppose that $0 < \epsilon < \min\{\delta^2 R, \frac{\delta^2}{2} R + \frac{1}{1-R}\}$. Then $m'(1) > 0$ and $m(1) > 0$. Since $\epsilon > 0$ we have $n'(0) > m'(0)$ and $n - m$ is positive at least initially. Write $n(q) = m(q) + \delta^2(1 - R)qb(q)/2$. Then $n(q) \leq \ell(q)$ implies $b(q) \leq 1 - q$.

Suppose $b(q) > 0$ for all $q \in (0, 1)$. Then $n(q) \geq m(q)$ and $n'(q) < 0$ so that $n(q) \geq n(1) = m(1)$ and

$$\begin{aligned} m(1) &= m(q) - (1 - q)(1 - R)(\epsilon - \delta^2 R) - (1 - q)^2 \delta^2 R(1 - R)/2 \\ &> m(q) + \phi(1 - q)\delta^2(1 - R)q/2, \end{aligned}$$

for $q > \epsilon/\delta^2 R$ and $\phi < (\delta^2 R - \epsilon) \min\{\frac{2}{\delta^2}, \frac{R}{\epsilon}\}$. For such q , $b(q) > \phi(1 - q)$. Hence

$$\frac{n'(q)}{n(q)} = -\frac{1 - R}{R} \frac{b(q)}{(1 - q)(1 - q - b(q))} \leq -\frac{1 - R}{R} \frac{\phi}{(1 - q)(1 - \phi)}$$

and we must have $n'(1 -) = -\infty$ contradicting the fact that $n(q) \leq \ell(q)$. It follows that we must have $b(q) = 0$ for some $q \in (0, 1)$. At this point n crosses m . Note that this crossing point is unique: at any crossing point $m'(q) > 0 = n'(q)$, so that all crossings of 0 in $(0, 1)$ by $n - m$ are from above to below.

For $R > 1$, we have $m'(1) < 0$ and $m(1) > 0$. Since $\epsilon > 0$, we have $n'(0) < m'(0)$ and $n - m$ is negative initially. Let $n(q) = m(q) + \delta^2(1 - R)qb(q)/2$. Then $n(q) \geq \ell(q)$ implies $b(q) \leq 1 - q$. Suppose $b(q) > 0$ for all $q \in (0, 1)$, then it leads to the same contradiction for $R < 1$. It follows that $b(q) = 0$ for some $q \in (0, 1)$, where n crosses m . At any crossing point $m'(q) < 0 = n'(q)$, so that n crosses m from below.

(3) $\epsilon \geq \delta^2 R$ and if $R < 1$, $\epsilon < \frac{\delta^2}{2} R + \frac{1}{1-R}$.

Consider first $R < 1$. Since $\epsilon > 0$ we have that $n'(0) > m'(0)$ and $n > m$ in a neighbourhood to the right of zero. Further, m is decreasing and there are no solutions of $n = m$ since at any solution we must have that $0 = n' < m' < 0$.

For $R > 1$, we have m is increasing and $n'(0) < m'(0)$. There are no solutions of $n = m$ in that at any solution we should have $0 = n' > m' > 0$.

(4) $R < 1$ and $\epsilon \geq \frac{\delta^2}{2} R + \frac{1}{1-R}$

Then $m(1) \leq 0$. Since m is decreasing at least until it hits zero, and since $n' = 0$ at a crossing point we cannot have that n crosses m before it hits zero. \square

Proof of Proposition 15. (1) N solves

$$N'(q) = \frac{\frac{1}{2}\delta^2(1-R)^2qN(q)}{\ell(q) - N(q)^{-1/R}(1-q)^{1-1/R}}$$

and N is strictly increasing for $R < 1$. Otherwise, it is decreasing for $R > 1$. W solves

$$(A.1) \quad W'(v) = \frac{\ell(W(v)) - v^{-1/R}(1-W(v))^{1-1/R}}{\frac{1}{2}\delta^2(1-R)^2vW(v)}$$

(2) Follows from (3.9) and (A.1).

(3) Consider first $R < 1$. On $(0, q^*)$ we have $n(q) > m(q)$ and then $\ell(q) - n(q) < \ell(q) - m(q) = q(1-q)\delta^2(1-R)/2$. Then $v^{-1/R}(1-W(v))^{1-1/R} = n(W(v))$ and

$$v(1-R)W'(v) = \frac{\ell(W(v)) - n(W(v))}{\frac{\delta^2}{2}(1-R)W(v)} < 1 - W(v)$$

It follows that $w'(v) = (1-R)W(v) + v(1-R)W'(v) < 1 - RW(v)$. At q^* , $n(q^*) = m(q^*)$ and the inequality becomes an equality throughout.

For $R > 1$, we have $n(q) < m(q)$ on $(0, q^*)$ and $\ell(q) - n(q) > \ell(q) - m(q) = q(1-q)\delta^2(1-R)/2$. Then again $v(1-R)W'(v) < 1 - W(v)$ and $w'(v) < 1 - RW(v)$ with equality at h^* .

Note that since W is non-negative, $1 - RW(h) \leq 1$. \square

APPENDIX B. THE MARTINGALE PROPERTY OF THE VALUE FUNCTION

Proof of Lemma 21. First we want to show the the local martingale

$$N_t^3 = \int_0^t \eta Y_s G_y(X_s^*, Y_s, \Theta_s^*, s) dB_s$$

is a martingale. This will follow if, for example,

$$(B.1) \quad \mathbb{E} \int_0^t (Y_s G_y(X_s^*, Y_s, \Theta_s^*, s))^2 ds < \infty$$

for each $t > 0$. From the form of the value function (5.11), we have

$$(B.2) \quad y G_y(x, y, \theta, s) = e^{-\beta t} \frac{x^{1-R}}{1-R} z g'(z) = G(x, y, \theta, t) \frac{z g'(z)}{g(z)} \leq (1-R) G(x, y, \theta, t)$$

where we use that $\frac{z g'(z)}{g(z)} = \frac{w(h)}{h} = (1-R)W(h)$ and $0 \leq W(h) \leq 1$.

Define a process $(D_t)_{t \geq 0}$ by $D_t = \ln G(X_t^*, Y_t, \Theta_t^*, t)$. Then D solves

$$\begin{aligned} D_t - D_0 &= \int_0^t \frac{1}{G} \left(G_t - C_s^* G_x + \alpha Y_s G_y + \frac{1}{2} \eta^2 Y_s^2 G_{yy} \right) ds \\ &\quad + \int_0^t \frac{1}{G} (G_\theta - Y_s G_x) d\Theta_s + \int_0^t \frac{1}{G} \eta Y_s G_y dB_s - \int_0^t \frac{1}{2G^2} \eta^2 Y_s^2 G_y^2 ds \\ &= - \int_0^t \frac{e^{-\frac{\beta}{R}s}}{1-R} \frac{1}{G} G_x^{\frac{R-1}{R}} ds + \int_0^t \frac{1}{G} \eta Y_s G_y dB_s - \int_0^t \frac{1}{2G^2} \eta^2 Y_s^2 G_y^2 ds. \end{aligned}$$

It follows that the candidate value function along the optimal trajectory has the representation

$$(B.3) \quad G(X_t^*, Y_t, \Theta_t^*, t) = G(X_0^*, y_0, \Theta_0^*, 0) \exp \left\{ - \int_0^t \frac{e^{-\frac{1}{R}\beta s}}{1-R} \frac{1}{G} G_x^{\frac{R-1}{R}} ds \right\} H_t$$

where $H = (H_t)_{t \geq 0}$ is the exponential martingale

$$H_t = \mathcal{E} \left(\frac{\eta Y_s G_y}{G} \circ B \right)_t := \exp \left\{ \int_0^t \frac{1}{G} \eta Y_s G_y dB_s - \int_0^t \frac{1}{2G^2} \eta^2 Y_s^2 G_y^2 ds \right\}.$$

Note that (B.2) implies $\frac{1}{G}\eta y G_y \leq \eta(1-R)$, so that H is indeed a martingale, and not merely a local martingale.

From (B.2) and (B.3), we have

$$\begin{aligned} (yG_y)^2 &= G(X_0, y_0, \Theta_0, 0)^2 \left(\frac{zg'(z)}{g(z)} \right)^2 \times \exp \left\{ -2 \int_0^t \frac{e^{-\frac{1}{R}\beta s}}{(1-R)G} \frac{1}{G} G_x^{\frac{R-1}{R}} ds \right\} H_t^2 \\ &\leq G(X_0, y_0, \Theta_0, 0)^2 (1-R)^2 H_t^2. \end{aligned}$$

But

$$H_t^2 = \mathcal{E} \left(\frac{2}{G} \eta Y_s G_y \circ B \right)_t \exp \left\{ \int_0^t \frac{1}{G^2} \eta^2 Y_s^2 G_y^2 ds \right\} \leq \mathcal{E} \left(\frac{2}{G} \eta Y_s G_y \circ B \right)_t e^{(1-R)^2 \eta^2 t}.$$

Hence $\mathbb{E}[H_t^2] \leq e^{(1-R)^2 \eta^2 t}$ and it follows that (B.1) holds for every t , and hence that the local martingale $N_t^3 = \int_0^t \eta y G_y dB_s$ is a martingale under the optimal strategy.

(ii) Consider $\int_0^t \frac{e^{-\frac{1}{R}\beta s}}{1-R} \frac{1}{G} G_x^{\frac{R-1}{R}} ds$. To date we have merely argued that this function is increasing in t . Now we want to argue that it grows to infinity at least linearly. By (5.11), we have

$$\begin{aligned} \frac{e^{-\frac{1}{R}\beta t}}{1-R} \frac{1}{G} G_x^{\frac{R-1}{R}} &= \frac{\left[g(z) - \frac{1}{1-R} z g'(z) \right]^{\frac{R-1}{R}}}{g(z)} = \frac{\left[h - \frac{1}{1-R} w(h) \right]^{\frac{R-1}{R}}}{h} \\ &= (1-W(h))^{1-1/R} h^{-1/R} = n(W(h)) \geq \min\{1, n(W(h^*))\} > 0. \end{aligned}$$

Hence from (B.3) there exists a constant $k > 0$ such that

$$0 \leq (1-R)G(X_t^*, Y_t, \Theta_t^*, t) \leq (1-R)G(x_0, y_0, \theta_0, 0) e^{-kt} H_t \rightarrow 0$$

and then $G \rightarrow 0$ in L^1 , as required. \square

Proof of Lemma 25. This follows exactly as in the proof of Lemma 21. \square

APPENDIX C. EXTENSION TO $R > 1$

Verification Lemmas for the case $R > 1$. It remains to extend the proofs of the verification lemmas to the case $R > 1$. In particular we need to show that the candidate value function is an upper bound on the value function. The main idea is taken from Davis and Norman [5].

Suppose $G(x, y, \theta, t)$ is the candidate value function. Consider for $\varepsilon > 0$,

$$(C.1) \quad \tilde{V}_\varepsilon(x, y, \theta, t) = \tilde{V}(x, y, \theta, t) = G(x + \varepsilon, y, \theta, t)$$

and $\tilde{M}_t = \tilde{M}_t(C, \Theta)$ given by

$$\tilde{M}_t = \int_0^t e^{-\beta s} \frac{C_s^{1-R}}{1-R} ds + \tilde{V}(X_t, Y_t, \Theta_t, t),$$

Then,

$$\begin{aligned}
\widetilde{M}_t - \widetilde{M}_0 &= \int_0^t \left[e^{-\beta s} \frac{C_s^{1-R}}{1-R} - C_s \widetilde{V}_x + \alpha Y_s \widetilde{V}_y + \frac{1}{2} \eta^2 Y_s^2 \widetilde{V}_{yy} + \widetilde{V}_t \right] ds \\
&\quad + \int_0^t (\widetilde{V}_\theta - Y_s \widetilde{V}_x) d\Theta_s \\
&\quad + \sum_{0 \leq s \leq t} \left[\widetilde{V}(X_s, Y_s, \Theta_s, s) - \widetilde{V}(X_{s-}, Y_{s-}, \Theta_{s-}, s-) - \widetilde{V}_x(\Delta X)_s - \widetilde{V}_\theta(\Delta \Theta)_s \right] \\
&\quad + \int_0^t \eta Y_s \widetilde{V}_y dB_s \\
&= \widetilde{N}_t^1 + \widetilde{N}_t^2 + \widetilde{N}_t^3 + \widetilde{N}_t^4.
\end{aligned}$$

Lemma 13 (in the case $\epsilon \leq 0$ and otherwise Lemma 19 or Lemma 24) implies $\widetilde{N}_t^1 \leq 0$ and $\widetilde{N}_t^2 \leq 0$. The concavity of $\widetilde{V}(x+y\chi, y, \theta-\chi, s)$ in χ (either directly if $\epsilon \leq 0$, or using Lemma 18 or Lemma 23) implies $(\Delta \widetilde{N}^3) \leq 0$.

Now define stopping times $\tau_n = \inf \left\{ t \geq 0 : \int_0^t \eta^2 Y_s^2 \widetilde{V}_y^2 ds \geq n \right\}$. It follows from (B.2) that $y \widetilde{V}_y$ is bounded and hence $\tau_n \uparrow \infty$. Then the local martingale $(\widetilde{N}_{t \wedge \tau_n}^4)_{t \geq 0}$ is a martingale and taking expectations we have $\mathbb{E}(\widetilde{M}_{t \wedge \tau_n}) \leq \widetilde{M}_0$, and hence

$$\mathbb{E} \left(\int_0^{t \wedge \tau_n} e^{-\beta s} \frac{C_s^{1-R}}{1-R} ds + \widetilde{V}(X_{t \wedge \tau_n}, Y_{t \wedge \tau_n}, \Theta_{t \wedge \tau_n}, t \wedge \tau_n) \right) \leq \widetilde{V}(x_0, y_0, \theta_0, 0).$$

In the case $\epsilon \leq 0$, (5.1) and (C.1) imply

$$\widetilde{V}(x, y, \theta, t) = e^{-\beta t} \frac{(x+\epsilon)^{1-R}}{1-R} \left(1 + \frac{y\theta}{x+\epsilon} \right)^{1-R} \left(\frac{R}{\beta} \right)^R \geq e^{-\beta t} \frac{(x+\epsilon)^{1-R}}{1-R} \left(\frac{R}{\beta} \right)^R \geq \frac{\epsilon^{1-R}}{1-R} \left(\frac{R}{\beta} \right)^R.$$

Thus \widetilde{V} is bounded, $\lim_{n \rightarrow \infty} \mathbb{E} \widetilde{V}(X_{t \wedge \tau_n}, Y_{t \wedge \tau_n}, \Theta_{t \wedge \tau_n}, t \wedge \tau_n) = \mathbb{E} \left[\widetilde{V}(X_t, Y_t, \Theta_t, t) \right]$, and

$$\widetilde{V}(x_0, y_0, \theta_0, 0) \geq \mathbb{E} \left(\int_0^t e^{-\beta s} \frac{C_s^{1-R}}{1-R} ds \right) + \mathbb{E} \left[\widetilde{V}(X_t, Y_t, \Theta_t, t) \right].$$

Similarly,

$$\widetilde{V}(x, y, \theta, t) \geq e^{-\beta t} \frac{\epsilon^{1-R}}{1-R} \left(\frac{R}{\beta} \right)^R$$

and hence $\mathbb{E} \left[\widetilde{V}(X_t, Y_t, \Theta_t, t) \right] \rightarrow 0$. Then letting $t \rightarrow \infty$ and applying the monotone convergence theorem, we have

$$\widetilde{V}_\epsilon(x_0, y_0, \theta_0, 0) = \widetilde{V}(x_0, y_0, \theta_0, 0) \geq \mathbb{E} \left(\int_0^\infty e^{-\beta s} \frac{C_s^{1-R}}{1-R} ds \right)$$

Finally let $\epsilon \rightarrow 0$. Then $V \leq \lim_{\epsilon \downarrow 0} \widetilde{V} = G$. Hence, we have $V \leq G$.

The two non-degenerate cases are very similar, except that now from (5.11) and (C.1),

$$\widetilde{V}(x, y, \theta, t) = e^{-\beta t} \frac{(x+\epsilon)^{1-R}}{1-R} g \left(\frac{y\theta}{x+\epsilon} \right) \geq e^{-\beta t} \frac{\epsilon^{1-R}}{1-R} \left(\frac{R}{\beta} \right)^R.$$

where we use that for $R > 1$, g is decreasing with $g(0) = \left(\frac{R}{\beta} \right)^R > 0$. Hence \widetilde{V} is bounded, and the argument proceeds as before. \square

REFERENCES

- [1] J. Carpenter (1998), The exercise and valuation of American stock options. *Journal of Financial Economics* **48**, 127-158.
- [2] J.H. Choi, M. Sirbu, G. Zitkovic (2013) Shadow prices and well posedness in the problem of optimal investment and consumption with transaction costs. *SIAM J. Control and Optimization* 51(6) pp. 4419-4449.
- [3] G. M. Constantinides (1986), *Capital market equilibrium with transaction costs*, The Journal of Political Economy, 94(4), pp. 842-862.
- [4] G. M. Constantinides, M. J. P. Magill (1976), *Portfolio selection with transaction costs*, Journal of Economic Theory, 13, pp. 264-271.
- [5] M. H. A. Davis, A. Norman (1990), *Portfolio selection with transaction costs*, Mathematics of Operations Research, 15, pp. 676-713.
- [6] A. Dixit and R. Pindyck (1994) *Investment under Uncertainty*. Princeton University Press, Princeton.
- [7] D. Duffie, T. S. Sun (1990), *Transactions costs and portfolio choice in a discrete-continuous-time setting*, Journal of Economic Dynamics and Control, 14, pp. 35-51.
- [8] J. D. Evans, V. Henderson, D. Hobson (2008), *Optimal timing for an asset sale in an incomplete market*, Mathematical Finance, 18(4), pp. 545-568.
- [9] J. M. Harrison (1985), *Brownian Motion and Stochastic Flow Systems*. Wiley, New York.
- [10] M. Grasselli and V. Henderson (2009) Risk aversion and block exercise of Executive Stock Options. *Journal of Economic Dynamics and Control* **33**, 109-127.
- [11] A. Herczegh and V. Prokaj (2015) Shadow price in the power utility case. *Annals of Applied Probability* 25(5) pp. 2671-2707.
- [12] V. Henderson, D. Hobson (2009), *Utility indifference pricing: an overview*, Indifference Pricing: Theory and Applications, Princeton University Press.
- [13] V. Henderson, D. Hobson (2008), *An explicit solution for an optimal stopping/optimal control problem which models an asset sale*, Annals of Applied Probability, 18(5), pp. 1681-1705.
- [14] V. Henderson, D. Hobson (2015), *Consumption and investment in a model for an indivisible asset sale*, In Preparation.
- [15] D. Hobson, Y. Zhu (2014), *Multi-asset consumption-investment problem with infinite transaction costs*, In Preparation.
- [16] J. Kallsen, J. Muhle-Karbe (2010) On using shadow prices in portfolio optimization with transaction costs. *Annals of Applied Probability* 20(4) pp. 1341-1358.
- [17] I. Karatzas, S. E. Shreve (1998), *Brownian motion and stochastic calculus, second edition*, Springer, New York.
- [18] T. Leung and R. Sircar (2009), Exponential hedging with optimal stopping and application to employee stock option valuation. *SIAM J Control and Optimization* **48**(3), 1422-1451.
- [19] H. Liu (2000), *Optimal consumption and investment with fixed and proportional transaction costs*, Available at SSRN 1493722.
- [20] R. Korn (1998), *Portfolio optimisation with strictly positive transaction costs and impulse control*, Finance and Stochastics, 2, pp. 85-114.
- [21] R. C. Merton (1969), *Life portfolio selection under uncertainty: the continuous-time case*, The Review of Economics and Statistics, 51, pp. 247-257.
- [22] D. Revuz, M. Yor (1999), *Continuous Martingales and Brownian Motion, third edition*, Springer, New York.
- [23] S. E. Shreve, H. M. Soner (1994), *Optimal investment and consumption with transaction costs*, Annals of Applied Probability, 4, pp. 609-692.
- [24] L.E. Svensson, I. Werner (1993), *Nontraded assets in incomplete markets: pricing and portfolio choices*, European Economic Review, 37(5), pp. 1149-1168.