

Original citation:

Santerne, A., Hébrard, G., Lillo-Box, J., Armstrong, David J., Barros, S. C. C, Demangeon, O., Barrado, D., Debackere, A., Deleuil, M., Delgado Mena, E. et al.. (2016) K2-29 b/WASP-152 b : an aligned and inflated hot jupiter in a young visual binary. The Astrophysical Journal, 824 (1). 55.

Permanent WRAP URL:

<http://wrap.warwick.ac.uk/78535>

Copyright and reuse:

The Warwick Research Archive Portal (WRAP) makes this work by researchers of the University of Warwick available open access under the following conditions. Copyright © and all moral rights to the version of the paper presented here belong to the individual author(s) and/or other copyright owners. To the extent reasonable and practicable the material made available in WRAP has been checked for eligibility before being made available.

Copies of full items can be used for personal research or study, educational, or not-for-profit purposes without prior permission or charge. Provided that the authors, title and full bibliographic details are credited, a hyperlink and/or URL is given for the original metadata page and the content is not changed in any way.

Publisher's statement:

"This is an author-created, un-copyedited version of an article accepted for publication/published in The Astrophysical Journal. IOP Publishing Ltd is not responsible for any errors or omissions in this version of the manuscript or any version derived from it. The Version of Record is available online at <http://dx.doi.org/10.3847/0004-637X/824/1/55> "

A note on versions:

The version presented here may differ from the published version or, version of record, if you wish to cite this item you are advised to consult the publisher's version. Please see the 'permanent WRAP URL' above for details on accessing the published version and note that access may require a subscription.

For more information, please contact the WRAP Team at: wrap@warwick.ac.uk

EPIC211089792 B: AN ALIGNED AND INFLATED HOT JUPITER IN A YOUNG VISUAL BINARY

A. SANTERNE^{1,2}, G. HÉBRARD^{3,4}, J. LILLO-BOX^{5,6}, D. J. ARMSTRONG^{7,8}, S. C. C. BARROS¹, O. DEMANGEON², D. BARRADO⁵, A. DEBACKERE⁹, M. DELEUIL², E. DELGADO MENA¹, M. MONTALTO¹, D. POLLACCO⁷, H. P. OSBORN⁷, S. G. SOUSA¹, L. ABE^{10,9}, V. ADIBEKYAN¹, J.-M. ALMENARA^{11,12}, P. ANDRÉ^{13,9}, G. ARLIC⁹, G. BARTHE⁹, P. BENDJOYA^{10,9}, R. BEHREND^{14,9}, I. BOISSE², F. BOUCHY^{2,14}, H. BOUSSIER^{15,9}, M. BRETTON^{16,9}, D. J. A. BROWN⁷, B. CARRY^{10,9}, A. CAILLEAU⁹, E. CONSEIL^{17,9}, B. COURCOL², B. DAUCHET⁹, J.-C. DALOUZY⁹, M. DELDEM¹⁸, P. DUBREUIL⁹, J.-M. FEHRENBACH^{13,9}, S. FERRATFIAT^{19,9}, R. GIRELLI^{20,21,9}, J. GREGORIO^{22,9}, S. JAECQUES⁹, F. KUGEL^{23,9}, J. KIRK⁷, O. LABREVOIR^{24,9}, J.-C. LACHURIE^{13,9}, K. W. F. LAM⁷, P. LE GUEN⁹, P. MARTINEZ^{13,9}, L. MAURIN^{15,9}, J. MCCORMAC⁷, J.-B. PIOPPA^{25,9}, U. QUADRI^{20,21,26,27,9}, A. RAJPUROHIT^{28,2}, J. REY¹⁴, J.-P. RIVET^{10,9}, R. ROY^{29,9}, N. C. SANTOS^{1,30}, F. SIGNORET^{25,9}, L. STRABLA^{20,21,9}, O. SUAREZ^{10,9}, D. TOUBLANC^{31,13,9}, M. TSANTAKI¹, P. A. WILSON³, M. BACHSCHMIDT⁹, F. COLAS^{32,9}, O. GERTEIS⁹, P. LOUIS⁹, J.-C. MARIO⁹, C. MARLOT⁹, J. MONTIER⁹, V. PERROUD⁹, V. PIC⁹, D. ROMEUF⁹, S. UBAUD⁹, AND D. VERILHAC⁹

Draft version January 29, 2016

ABSTRACT

In the present paper we report the discovery of a new hot Jupiter, EPIC211089792 b, first detected by the Super-WASP observatory and then by the *K2* space mission during its campaign 4. The planet has a period of 3.25d, a mass of $0.73 \pm 0.04 M_{\text{J}}$, and a radius of $1.19 \pm 0.02 R_{\text{J}}$. The host star is a relatively bright ($V=12.5$) G7 dwarf with a nearby K5V companion. Based on stellar rotation and the abundance of Lithium, we find that the system might be as young as about 450 Myr. The observation of the Rossiter-McLaughlin effect shows the planet is aligned with respect to the stellar spin. Given the deep transit (20mmag), the magnitude of the star and the presence of a nearby stellar companion, the planet is a good target for both space- and ground-based transmission spectroscopy, in particular in the near-infrared where the both stars are relatively bright.

Subject headings: stars: individual (EPIC21189792), planets and satellites: detection, techniques: photometric, techniques: radial velocities, techniques: spectroscopic, techniques: high angular resolution

alexandre.santerne@astro.up.pt

¹ Instituto de Astrofísica e Ciências do Espaço, Universidade do Porto, CAUP, Rua das Estrelas, 4150-762 Porto, Portugal

² Aix Marseille Université, CNRS, Laboratoire d'Astrophysique de Marseille UMR 7326, 13388, Marseille, France

³ Institut d'Astrophysique de Paris, UMR7095 CNRS, Université Pierre & Marie Curie, 98bis boulevard Arago, 75014 Paris, France

⁴ Observatoire de Haute-Provence, Université d'Aix-Marseille & CNRS, 04870 Saint Michel l'Observatoire, France

⁵ Departamento de Astrofísica, Centro de Astrobiología (CSIC-INTA), ESAC campus 28692 Villanueva de la Caada (Madrid), Spain

⁶ European Southern Observatory (ESO), Alonso de Cordova 3107, Vitacura, Casilla 19001, Santiago de Chile (Chile)

⁷ Department of Physics, University of Warwick, Gibbet Hill Road, Coventry CV4 7AL, UK

⁸ ARC, School of Mathematics & Physics, Queen's University Belfast, University Road, Belfast BT7 1NN, UK

⁹ European Pro/Am Network of Exoplanetary Transit Observers

¹⁰ Laboratoire Lagrange, UMR7239, Université de Nice Sophia-Antipolis, CNRS, Observatoire de la Côte d'Azur, 06300 Nice, France

¹¹ Université Grenoble Alpes, IPAG, 38000 Grenoble, France

¹² CNRS, IPAG, 38000 Grenoble, France

¹³ Observatoire de Belest-en-Lauragais - Assoc. Astronomie Adagio 30 Route de Revel, 31450 Varennes, France

¹⁴ Observatoire Astronomique de l'Université de Genève, 51 chemin des Maillettes, 1290 Versoix, Switzerland

¹⁵ SAF – Observatoire, 84450 St Saturnin les Avignon, France

¹⁶ Observatoire des Baronnies provençales, Observatoire Astronomique, 05150, Moydans, France

¹⁷ Observatoire de Géotopia, rue des écoles, 62350 Mont-Bernenchon, France

¹⁸ Observatoire Les Barres, 13113 Lamanon, France

¹⁹ Astronomes Amateurs Aixois de l'Observatoire de Vauve-

nargues, 1185 chemin du Puits d'Auzon, 13126 Vauvenargues, France

²⁰ Bassano Bresciano Observatory, Via San Michele, 4 25020 Bassano Bresciano, Italy

²¹ Italian Supernovae Search Project, Italy

²² Atalaia Group – Crow Observatory, Portalegre, Portugal

²³ Observatoire de Dauban, 04150 Banon, France

²⁴ Centre d'Astronomie, Plateau du Moulin á Vent, 04870, St-Michel-l'Observatoire, France

²⁵ Groupement Astronomique Populaire de la Région d'Antibes (GAPRA), 2 Rue Marcel-Paul 06160 Juan-Les-Pins, France

²⁶ American Association of Variable Star Observers, 49 Bay State Rd., Cambridge, MA 02138, USA

²⁷ Unione Astrofili Italiani – Sezione Stelle Variabili, Italy

²⁸ Astronomy and Astrophysics Division, Physical Research Laboratory, Ahmedabad 380009, India

²⁹ Observatoire de Blauvac, 293 chemin de St Guillaume, 84570 Blauvac, France

³⁰ Departamento de Física e Astronomia, Faculdade de Ciências, Universidade do Porto, Rua Campo Alegre, 4169-007 Porto, Portugal

³¹ Université de Toulouse, UPS-CNRS, IRAP, 9 Av. colonel Roche, 31028 Toulouse cedex 4, France

³² Institut de Mécanique Céleste et Calcul d'Ephémérides – CNRS UMR8028, 77 Av. Denfert-Rochereau, 75014 Paris, France

1. INTRODUCTION

While small exoplanets are nowadays the most searched for objects, giant planets are still interesting to characterize for two main reasons: (1) there are still open questions that are not fully understood, such as their formation or their inflation (see Santerne et al. 2016, and references therein) and (2) they are still the best targets for atmosphere characterization from space (e.g. Stevenson et al. 2014) or from the ground (e.g. Croll et al. 2015). The latter of which requires planet hosts much brighter than the typical stars targeted by the *CoRoT* (Baglin et al. 2006) and *Kepler* (Borucki et al. 2009) space missions (V magnitude mostly between 14 and 16).

After the failure of two of the reaction wheels, the resurrected *Kepler* mission, *K2* (Howell et al. 2014) is now targeting different fields of view along the ecliptic plane. *K2* targets are proposed by the community through international calls. As a result, *K2* is observing much brighter stars than during the prime mission (V magnitude up to 12) to allow for spectroscopic follow-up and atmosphere characterization, as well as many more M dwarfs (e.g. Crossfield et al. 2015; Almenara et al. 2015).

In this paper we present the discovery of a new giant planet, EPIC2011089792 b, transiting a relatively bright (V=12.5) and young (~ 450 Myr) star in a visual binary observed during the *K2* campaign 4. In Section 2, we present the target star and the observations performed that we analyzed in Section 3. We draw our conclusion and discuss the interest of this new planet in the context of ground-based atmospheric characterization in Section 4.

2. OBSERVATIONS AND DATA REDUCTION

2.1. Ground- and space-based photometry

2.1.1. *K2* data

The target star EPIC2011089792³³ was observed by the *Kepler* telescope from 2015-02-07 to 2015-04-23. Basic information about this target is provided in Table 1. We reduced the *K2* raw pixel data using both the Warwick (Armstrong et al. 2015a,b) and the LAM-K2 (Barros et al. 2015) pipelines which gave similar results, except that the Warwick light curve has more noise. We therefore adopted the light curve produced by the LAM-K2 pipeline. A transiting candidate was easily detected by both pipelines as it presents a 2%-deep transit-like event with a periodicity of about 3.258 days. This period is close to 153.5 times the integration time of the long-cadence mode of *Kepler*. This means that the orbital phases covered by *K2* coincide every two periods. As a consequence the transit is poorly sampled by the *K2* data. We then normalized the transits by fitting a parabola to 5 hours of out-of-transit data each side of the transit. This reduced light curve is the one used for the analysis described in section 3. The star also exhibits a clear variability at the level of 1% with a rotation period of about 11 days (see figure 1). Following the work of McQuillan et al. (2013, 2014), we computed the autocorrelation function of the light curve. We find the host star has a rotation period of 10.79 ± 0.02 days, which is close to three times the orbit of the planet.

³³ Guest Observer programme GO4007.

TABLE 1
VARIOUS IDENTIFICATION (IDS), MAGNITUDES, AND COORDINATES OF THE TARGET STAR.

	value	reference
EPIC ID	211089792	Huber et al. (2015)
TYC ID	1818-1428-1	Høg et al. (2000)
RA	04:10:40.955	Huber et al. (2015)
DEC	+24:24:07.35	Huber et al. (2015)
pmRA [mas/yr]	4.99	Fedorov et al. (2011)
pmDEC [mas/yr]	-39.73	Fedorov et al. (2011)
<i>Kepler</i> K_p	12.91	Huber et al. (2015)
Johnson B	13.597 ± 0.062	this work
Johnson V	12.526 ± 0.044	this work
2MASS J	10.622 ± 0.035	Cutri et al. (2013)
2MASS H	10.168 ± 0.041	Cutri et al. (2013)
2MASS Ks	10.062 ± 0.034	Cutri et al. (2013)
WISE $3.4\mu\text{m}$	10.095 ± 0.037	Cutri et al. (2013)
WISE $4.6\mu\text{m}$	10.142 ± 0.037	Cutri et al. (2013)
WISE $12\mu\text{m}$	9.991 ± 0.082	Cutri et al. (2013)

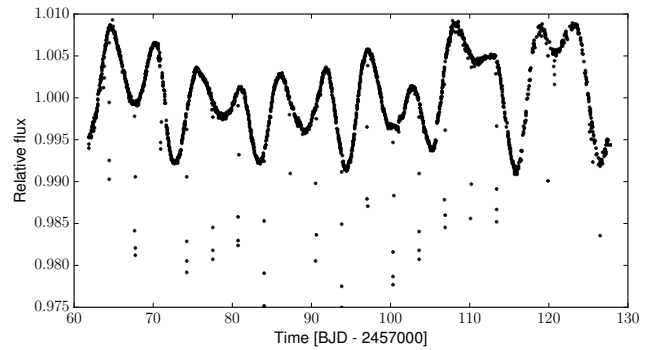


FIG. 1.— Extracted and detrended *K2* light curve of EPIC211089792.

2.1.2. Archival Super-WASP data

A 2% transit depth on a star of magnitude 12.5 could be easily detected from the ground. We checked the Super-WASP (Pollacco et al. 2006) public data available at the NASA exoplanet archive³⁴ and found that the *K2* star EPIC211089792 was observed at least from 2004-07-29 to 2008-03-16. This candidate was found in the WASP data with the same period, but a quick analysis of the spectrum misclassified it as an evolved star, and the star was no longer considered for precise radial velocities follow-up (Super-WASP team, private comm.). To allow a comparison of the WASP data with the *K2* ones, we converted the heliocentric julian dates (HJD) from the WASP data to barycentric julian dates (BJD) in the barycentric dynamical time (TDB) reference using the online tool kindly provided by Eastman et al. (2010). We then normalized the WASP transits by fitting a parabola in the out-of-transit parts, as for the *K2* ones.

2.1.3. Professional and amateur ground-based photometry

To improve the sampling of the transit and the precision of the ephemeris we performed a photometric cam-

³⁴ <http://exoplanetarchive.ipac.caltech.edu>

paign to observe the transit that occurred on 2016-01-15 using a network of professional and amateur facilities in Europe (France, Portugal, and Italy). In total 19 observatories detected the same transit and are listed in Table 3. The data were extracted using aperture photometry with the softwares *Munipack* (Hroch 2014) or *AstroImageJ* (Collins et al. 2016). We converted all the times in BJD TDB and normalised the transits as for the *K2* and Super-WASP data.

2.2. High-resolution imaging

2.2.1. FTN seeing-limited imaging

The SDSS DR9 (Ahn et al. 2012) images of the star EPIC211089792 revealed the presence of a close companion. To characterize this companion further, we obtained seeing-limited images with the Faulkes Telescope North (FTN), operated by the LCOGT network (Brown et al. 2013). We collected three exposures of 20s each in the B, V and R bands. We clearly detected a stellar companion located at about $4.3''$ and $\approx 35^\circ$ North-to-East (see Fig. 2).

We search for archival data from the Digitalized Sky Survey. Images taken in 1949 and 1993 do not resolve this stellar companion but one can clearly see an elongated PSF. The angular separation is about $3''$ and $4.5''$, and angles of $\approx 35^\circ$ and 37° (North-to-East) in the 1949 and 1993 images, respectively. This suggests that star B is a physical companion of star A. In the rest of the paper, we refer to component A and B as the brightest and faintest stars in the system, respectively. Using aperture photometry, we find that the component B is fainter than the star A by 2.40 ± 0.03 mag, 2.14 ± 0.02 mag, and 1.78 ± 0.01 mag in the B, V, and R bands, respectively. We then used the contaminated magnitudes from the APASS catalog (Munari et al. 2014) to derive the B and V magnitudes of star A which are reported in Table 1.

2.2.2. *AstrALux* lucky-imaging observations

To search for other stellar companions in the system we performed high-resolution imaging with the *AstrALux* lucky-imaging instrument (Hormuth et al. 2008) mounted at the 2.2-m telescope in the Calar Alto observatory (Spain). We observed this target in the i' and z' bands on 2015-11-20 under relatively good weather conditions (seeing of around $0.9''$ and fair transparency with about 0.2 mag of extinction at the zenith). We obtained 90,000 frames of 30ms in full frame mode ($24 \times 24''$) for the i' band and 57,000 frames of 30ms for the z' band. The frames were reduced using the observatory pipeline described in Hormuth et al. (2008). The pipeline performs a basic reduction of the individual frames (bias and flat-field correction), sorts them by image quality in terms of the Strehl ratio (Strehl 1902), then aligns and combines the best 10% of the frames to produce the final near-diffraction limited image. We found no extra star besides star B. We used an image from the M15 globular cluster to obtain the astrometric calibration (see Lillo-Box et al. 2014, for details). In the z' band image the star B is located at $4.307 \pm 0.018''$. According to our aperture photometry, the star B is fainter than the star A by 1.59 ± 0.01 mag and 1.42 ± 0.01 mag in the i' and z' bands, respectively. The $5-\sigma$ sensitivity curve of the

two images within the first $3''$ were then computed by following the prescriptions in Lillo-Box et al. (2014). The result is presented in Figure 2. No additional objects are found within these limits.

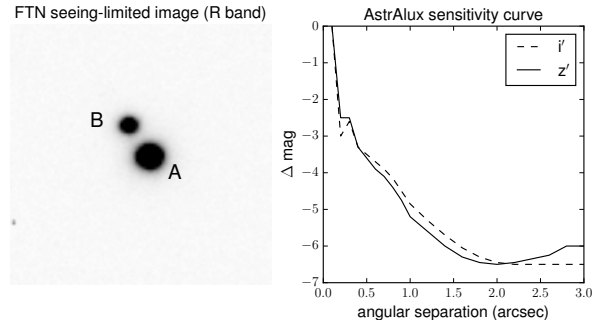


FIG. 2.— High-resolution imaging of EPIC211089792. Left panel: FTN R-band image ($30'' \times 30''$, North is up, East is right). Right panel: $5-\sigma$ sensitivity curve from *AstrALux* lucky-imaging observations.

2.3. Spectroscopic follow-up

2.3.1. *CAFE*

We obtained three observations with the *CAFE* spectrograph (Aceituno et al. 2013) mounted at the 2.2m telescope at the Calar Alto observatory (Spain). *CAFE* is a high-resolution spectrograph ($R=63,000$) with no movable pieces and a fixed wavelength coverage in the range 4000 – 9500 Å. The ambient conditions of the chamber where the instrument is located are continuously monitored to check for possible changes during the observations. The three spectra were reduced with the observatory pipeline, using the closest ThAr frame to perform the wavelength calibration and master bias and flats for the basic reduction. The radial velocity was extracted by using the cross-correlation technique, using a solar spectrum mask with more than two thousand specifically selected lines (see Lillo-Box et al. 2015, for details). The radial velocities, bisector and full width half maximum (FWHM) are provided in the Table 4 together with their uncertainties.

2.3.2. *SOPHIE*

We observed the target star 27 times with the *SOPHIE* spectrograph³⁵ (Bouchy et al. 2013) mounted at the 1.93m telescope at the Haute-Provence Observatory (France). These observations were carried out from 2015-10-08 to 2016-01-16 as part of a large programme to characterize *Kepler* and *K2* candidates. *SOPHIE* is a fiber-fed high-resolution echelle spectrograph stabilized in temperature and pressure. We used the high-efficiency ($R \sim 40,000$) mode which allows about 10 m.s^{-1} precision in exposure times of less than one hour for this star. We reduced the data using the online pipeline which compute the weighted cross-correlation function (CCF) between the spectra and a numeric mask which corresponds to a G2V star (Baranne et al. 1996; Pepe et al. 2002). The

³⁵ Program IDs: 15B.PNP.HEB

choice of this mask is driven by the spectral type of the host star (see section 3).

We corrected the data for the charge transfer inefficiency of the CCD (Bouchy et al. 2009) following the procedure described in Santerne et al. (2012). We also correct the radial velocities from second-order instrumental drifts (not corrected by the wavelength calibration) using the radial velocities from the constant star HD56124 observed during the same nights, as done in Santerne et al. (2014). We list in Table 4 the radial velocities, bisector, and FWHM of the star with their uncertainties estimated following the methods of Boisse et al. (2010) and Santerne et al. (2015).

Among the 27 observations done with SOPHIE, 16 spectra were collected during the transit night of 2016-01-15 in order to detect the Rossiter-McLaughlin effect.

The fiber of the SOPHIE spectrograph has an aperture on the sky of $3''$. Depending on the seeing condition and telescope tracking precision, the light from the component B might have affected the data. If both components are physically bound, it is expected that they have nearly the same radial velocity and thus, would be unresolved spectroscopically. Using the formalism developed by Santerne et al. (2015), we estimated that in the worst case, i.e. where the star B fully contributes to the observed spectrum and that both stars have exactly the same systemic radial velocity, and given their difference of magnitudes, the observed radial velocities would be diluted by up to 2%. This is substantially below the radial velocity photon noise we have on individual measurement and concluded that the star B should not affect significantly the radial velocities of the star A.

2.3.3. HARPS-N

We observed EPIC211089792A with HARPS-N³⁶, a fiber-fed high-resolution ($R \sim 110,000$) echelle spectrograph (Cosentino et al. 2012) mounted on 3.6m TNG at the La Palma Observatory (Spain). We obtained 22 spectra from 2016-01-04 to 2016-01-07 among which 19 were collected during the transit night of 2016-01-06 in order to detect the Rossiter-McLaughlin effect. As for SOPHIE, the spectra were reduced using the online pipeline and the radial velocities, bisector, and FWHM were measured on the CCF computed with a G2V mask. The fiber of HARPS-N has an aperture on the sky of $1''$ and only the star A was observed. The derived radial velocities, bisector and FWHM are listed in Table 4, together with their uncertainties.

3. MODELLING OF THE EXO-PLANETARY SYSTEM

3.1. Spectral characterization of stars A and B

The spectral analysis was performed on the co-added HARPS-N spectra of star A. The spectroscopic parameters were derived with the ARES+MOOG method (see Sousa 2014, for details) which is based on the measurement on equivalent widths of iron lines with ARES (Sousa et al. 2015). This method has been used to derive homogeneous parameters for planet-host stars (Santos et al. 2013, e.g.). We corrected the $\log g$ using the asteroseismic calibration of Mortier et al. (2014). We find that star A has a T_{eff} of 5363 ± 43 K, a $\log g$ of $4.49 \pm$

0.20 g.cm^{-2} , a micro-turbulence velocity v_{macro} of $1.05 \pm 0.08 \text{ km.s}^{-1}$, and an Iron abundance $[\text{Fe}/\text{H}]$ of 0.16 ± 0.03 dex. Using the method described in Boisse et al. (2010) on the CCF, we find a $v \sin i_*$ of $4 \pm 1 \text{ km.s}^{-1}$. We find evidence of Lithium in the co-added spectrum with an abundance of $A(\text{Li}) = 1.05 \pm 0.2$ dex.

We attempted to take a spectrum of star B with HARPS-N but the automatic guiding of the telescope was moving to star A. Therefore, to characterize the star B, we used the magnitude differences measured by the FTN and AstraLux facilities (see section 2). We modelled the spectral energy distribution of both stars using the BT-SETTL atmosphere models (Allard 2014) that we integrated in the B, V, R, i' , and z' bands. We used the result from the spectral analysis to estimate the magnitudes of the star A and we derived the spectral parameters of the star B by fitting the observed differences of magnitude through a Markov Chain Monte Carlo algorithm (MCMC). We assumed that both stars are at the same distance, hence have the same interstellar extinction, and have the same Iron abundance. At each step of the MCMC we checked that the stellar parameters did not correspond to unphysical stars or stars older than the universe, according to the Dartmouth evolution tracks of Dotter et al. (2008). We find that star B has a T_{eff} of 4400 ± 66 K and a $\log g$ of $4.60 \pm 0.04 \text{ g.cm}^{-2}$. This corresponds to a spectral type of K5V according to Cox (2000).

This allows us to determine precisely the contamination of the star B in the light curves of star A. The contaminant fully contributes to the flux measured either by *K2*, *WASP*, or the other professional and amateur facilities. By integrating the SED models in the *Kepler*, r' , and V bands, we find that the contamination is of $15.3 \pm 0.4\%$, $15.4 \pm 0.4\%$, and $12.8 \pm 0.4\%$, respectively.

3.2. Combined analysis of the system

We analyzed all the light curves, radial velocities³⁷ and the magnitudes (listed in the Table 1) of the target star using the PASTIS software (Díaz et al. 2014; Santerne et al. 2015). It models the transit light curves using a modified version of the JKTEBOP code (Southworth 2011, and references therein) that we oversampled by a factor of 10 to compensate the long integration time of the *Kepler* data (Kipping 2010). Radial velocities are modelled with a Keplerian orbit and the SED is modelled with the BT-SETTL library (Allard 2014). Stellar parameters are determined with the Dartmouth stellar evolution tracks and limb darkening coefficients are taken from the theoretical values of Claret & Bloemen (2011).

The statistical analysis of the data was performed with a MCMC algorithm which is fully described in Díaz et al. (2014). The model is described by six free parameters for the star (T_{eff} , $\log g$, $[\text{Fe}/\text{H}]$, the systemic radial velocity v_0 , the distance d , and the interstellar extinction $E(B - V)$), seven free parameters for the transiting planet (period P , epoch of first transit T_0 , radial velocity amplitude K , the radius ratio k_r , the orbital eccentricity e , inclination i , and the angle of periastron ω). We added

³⁷ we excluded for this analysis the two transit nights observed by SOPHIE and HARPS-N. By doing this, we avoid biasing the system parameters with possible instrumental systematics. The analysis of the Rossiter-McLaughlin is left for the next section.

³⁶ Program ID: OPT15B23

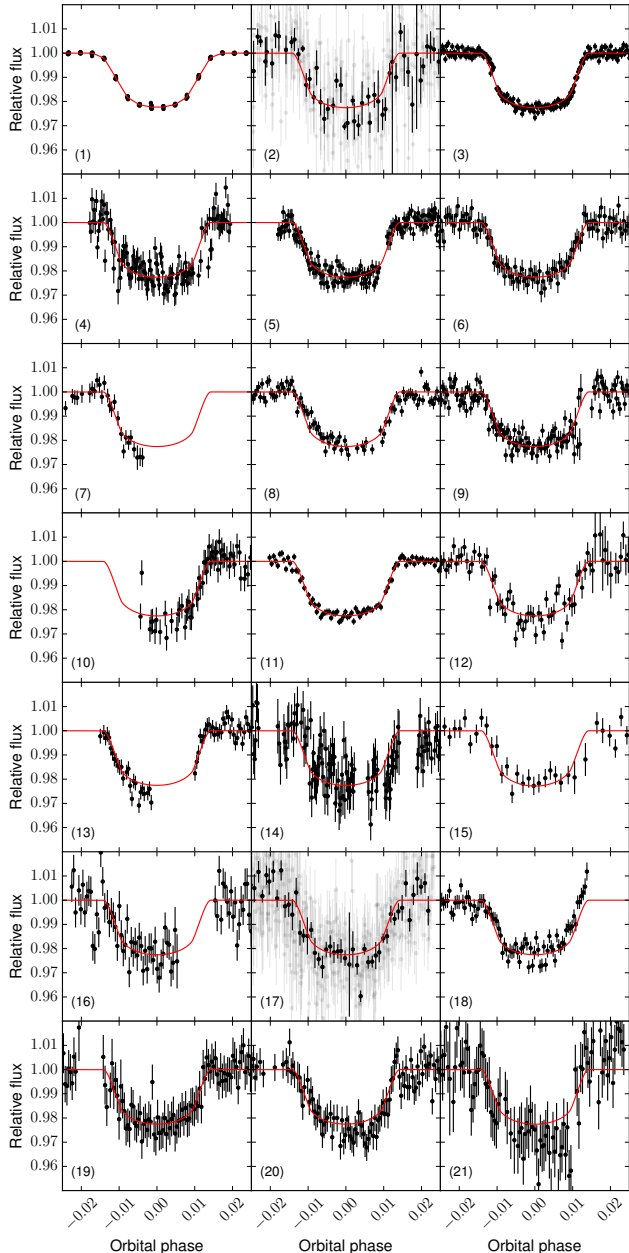


FIG. 3.— Phase-folded transit light curves of the transit planet EPIC211089792 b. Panel 1 is the *K2* data, panel 2 display the Super-WASP data and panels 3 to 21 are from the ground-based facilities listed in Table 3. The red line is the best model found in the MCMC analysis. For panels 2 and 17, the grey dots are the raw data and the black dots are the same data binned to 0.001 in phase.

to the model an extra source of white noise (jitter), an out-of-transit flux, and the contamination level for each of the 21 light curves listed in Table 3 which are let free in the analysis. Finally, we also added a jitter term for each of the radial velocity instruments, a radial-velocity offset between them, and a jitter term for the SED. In total, the model is composed of 82 free parameters.

We choose uninformative priors as much as possible, except for the stellar parameters that we constrained using on the results of the spectral analysis and the or-

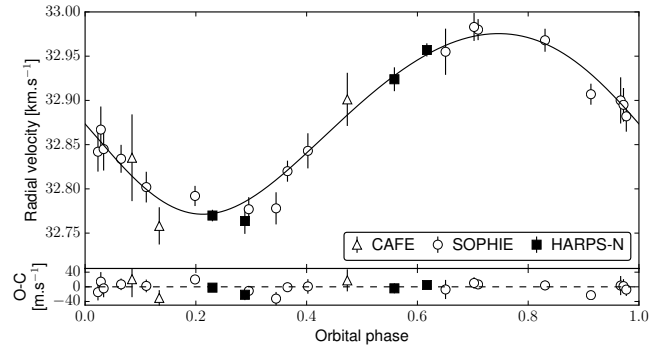


FIG. 4.— Phase-folded radial velocities of the exoplanet EPIC211089792 b. The black line is the best model found and the bottom panel is the corresponding residuals.

bit al ephemeris to speed up the convergence. We choose a Beta distribution as prior for the orbital eccentricity (Kipping 2013). The exhaustive list of free parameters and their prior is provided in Table 5.

We ran 5 exploratory MCMC chains of 10^5 iterations with an initial guess randomly drawn from the joint prior distribution. We then ran 20 MCMC chains of 3×10^5 iterations started from the best solution found in the exploratory MCMC, to further explore the posterior distribution in the vicinity of the global maximum. All chains converged towards the same solution which is assumed to be the global maximum. We then removed the burn-in phase of each chain before thinning (keep only one sample per maximum correlation length among all the parameters of each chain) and merging them to obtain more than 1000 independent samples of the posterior distribution. We finally determined the median and 68.3% confidence interval for each of the free parameters that we report in the Table 5. Note that the uncertainties reported in this table are only the statistical ones and do not take into account the unknown uncertainties on the models.

We display in the Fig. 3 the phase-folded transit light curves from the 21 different instruments with the best-fit model. In Fig. 4, we plot the phase-folded radial velocity data together with the best-fit model and the residuals.

3.3. Analysis of the Rossiter-McLaughlin effect

We analyzed the radial velocity data obtained during the transit nights of 2016-01-06 and 2016-01-15 with HARPS-N and SOPHIE, respectively. To model the Rossiter – McLaughlin effect, we used the formalism developed by Boué et al. (2013). We are neglecting here the effects of convective blue-shift and macro-turbulence. We fit the data using the MCMC procedure as described above. We used the results of the combined analysis, listed in Table 5, as prior for the orbital and transit parameters. We used a uniform prior for the spin-orbit angle λ and assumed a prior for the $v \sin i_*$ which follow a normal distribution with a mean of 4 km.s^{-1} and a width of 1 km.s^{-1} . To account for the different integration times between HARPS-N (10 minutes) and SOPHIE (20 minutes) data, we oversampled the Rossiter–McLaughlin model to 1 minute before binning it back to the actual HARPS-N or SOPHIE cadence. This is similar to what was proposed for photometric transits by

Kipping (2010).

We ran 20 chains of 3×10^5 iteration each started randomly from the joint prior distribution. We analyzed the chains as previously and found that the planet is aligned relative to the stellar spin with a value of $\lambda = 1.5 \pm 8.7^\circ$. The derived $v \sin i_*$ is $3.7 \pm 0.5 \text{ km.s}^{-1}$. The HARPS-N and SOPHIE data are displayed in Fig. 5 together with the best-fit model.

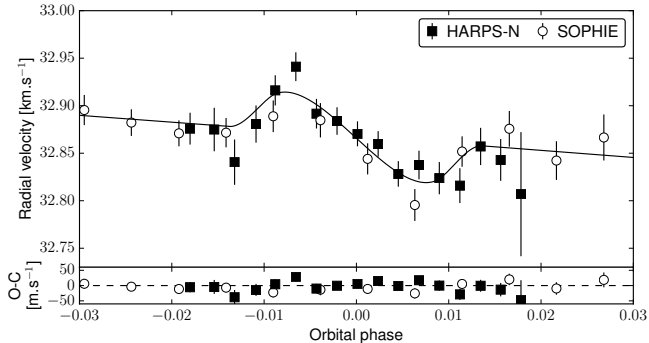


FIG. 5.— Observation of the Rossiter–McLaughlin effect for the planet EPIC211089792 b. The black line is the best model found and the bottom panel is the corresponding residuals.

3.4. Blend sanity checks

The detection of both the reflex motion and the Rossiter – McLaughlin effect is not enough to firmly assess the planetary nature of a candidate (e.g. Santos et al. 2002; Torres et al. 2005, Santerne et al., in prep.). The radial velocity variation is detected on star A, thus we can exclude star B to be the transit host. Even if it is quite unlikely, the system might still be a triple system located within the detection limits of AstraLux. According to Santerne et al. (2015), this triple system would imprint a significant variation in the bisector and/or FWHM.

We find no variation in the bisector with rms of 20 m.s^{-1} , 42 m.s^{-1} , and 15 m.s^{-1} on SOPHIE, HARPS-N, and CAFE, respectively which is compatible with the uncertainties (see Table 4). The FWHM has rms of 73 m.s^{-1} , 63 m.s^{-1} , and 50 m.s^{-1} on SOPHIE, HARPS-N, and CAFE. This is larger than the typical uncertainties (see Table 4). This variability is however not correlated with the observed radial velocity variation. We concluded that this FWHM scatter is caused by the variability of the star highlighted in the *K2* light curve (see Fig. 1).

Finally, we reduced the SOPHIE and HARPS-N data using a binary mask corresponding to a K5 dwarf. Even if this mask does not correspond to the spectral type of the host star, it might reveal the presence of an unresolved colder stellar companion (Santerne et al. 2015). The radial velocity amplitude derived with the K5V mask is consistent within the uncertainties with the one derived with a G2V mask.

From the absence of evidence of a blend in the spectroscopic and high-resolution imaging, we concluded this candidate is a *bona-fide* planet.

3.5. The planetary system

Based on the results of the combined and Rossiter–McLaughlin analyses, we derive the physical parameters for the EPIC211089792 system and present the results in Table 2.

The host star has a mass of $0.94 \pm 0.02 M_\odot$ and a radius of $0.86 \pm 0.01 R_\odot$. The age derived using the Dartmouth stellar tracks (Dotter et al. 2008) indicates the system is 2.6 ± 1.2 Gyr old. The age can be however estimated as 450 ± 200 Myr based both in the A(Li) and the P_{rot} . Both values correspond to an age older than the M34 cluster (250 Myr). The star might be younger than the Hyades cluster (or Praesepe) but few members of this 625-Myr association display either lithium abundances or rotations similar to our estimates (Jones et al. 1997; Barrado y Navascues & Stauffer 1996; Barnes et al. 2015; James et al. 2010). We can not use the activity index measured in the Ca II lines as the signal-to-noise at these wavelengths is at the order of unity and thus too low for reliable measurements. A combined analysis of both stellar and planet models as done in Guillot & Havel (2011) could provide further constrain on the age of this system.

Several theoretical works showed however that the episodic accretion at the early ages can destroy Lithium (Baraffe & Chabrier 2010) as well as the accretion of planetary material to fingering convection (Théado & Vauclair 2012). Considering these effects would give an even younger age for this system. Depending on the rotational evolution this star has experienced the Lithium depletion can be stronger or weaker, hence increasing the uncertainty on the age of this system.

The system is located at 185 ± 3 pc. With a separation of $\sim 4.3''$, the stellar companion (star B) has a current sky-projected separation of about 800 AU.

We find that the transiting planet has a mass of $0.73 \pm 0.04 M_J$ and a radius of $1.19 \pm 0.02 R_J$. This gives a bulk density of $0.53 \pm 0.04 \text{ g.cm}^{-3}$. EPIC211089792 b is therefore an inflated hot Jupiter. The orbit of the planet shows a $3\text{-}\sigma$ detection of the eccentricity of 0.066 ± 0.022 , but this might be caused by the effects of the stellar variability, clearly seen in the *K2* light curve, affecting the radial velocity measurements. We find a sky-projected spin-orbit angle of $1.5 \pm 8.7^\circ$. With a stellar radius of $0.86 \pm 0.01 R_\odot$ and a rotational period of 10.79 ± 0.02 d, the rotational velocity of the star is $4.06 \pm 0.05 \text{ km.s}^{-1}$, which is in consistent with the $v \sin i_*$ measured with the Rossiter–McLaughlin effect of $3.7 \pm 0.5 \text{ km.s}^{-1}$. The star is therefore seen nearly edge-on and the transiting planet is well aligned with the stellar spin. This system therefore agrees with the trends reported in Albrecht et al. (2012).

4. CONCLUSION AND DISCUSSION

In this paper, we report the discovery of a new hot Jupiter co-discovered in the *K2* and archival SuperWASP data. The host star is the primary of a visual binary system.

The star EPIC211089792 was observed during *K2*'s campaign #4 which also targeted both the Pleiades and the Hyades clusters. It is unlikely that this system belongs to Pleiades as estimated by Bouy et al. (membership probability of less than 2% 2015), in agreement with Sarro et al. (2014). Interestingly, we note that the system

TABLE 2
PHYSICAL PARAMETERS OF THE EPIC211089792 SYSTEM

Parameter	value and uncertainty
<i>Orbital parameters</i>	
Period P [d]	$3.2588321 \pm 1.9 \times 10^{-6}$
Transit epoch T_0 [BJD - 2.45×10^6]	$3219.0095 \pm 2.2 \times 10^{-3}$
Orbital eccentricity e	0.066 ± 0.022
Argument of periastron ω [$^\circ$]	132 ± 21
Inclination i [$^\circ$]	$86.656^{+0.11}_{-0.08}$
Semi-major axis a [AU]	$0.04217 \pm 2.4 \times 10^{-4}$
Spin-orbit angle λ [$^\circ$]	1.5 ± 8.7
<i>Transit & Keplerian parameters</i>	
System scale a/R_*	10.51 ± 0.15
Impact parameter b_{prim}	0.58 ± 0.02
Transit duration T_{14} [h]	2.22 ± 0.01
Planet-to-star radius ratio k_r	$0.14188 \pm 6.2 \times 10^{-4}$
RV amplitude K [m.s^{-1}]	103.5 ± 5.4
<i>Planet parameters</i>	
Planet mass M_p [M_{J}]	0.73 ± 0.04
Planet radius R_p [R_{J}]	1.19 ± 0.02
Planet density ρ_p [ρ_{J}]	0.43 ± 0.03
Planet density ρ_p [g.cm^{-3}]	0.53 ± 0.04
Equilibrium temperature T_{eq} [K]	1171 ± 10
<i>Stellar parameters</i>	
Stellar mass M_* [M_\odot]	0.94 ± 0.02
Stellar radius R_* [R_\odot]	0.86 ± 0.01
Stellar age ^a τ [Gyr]	2.6 ± 1.2
Stellar age ^b τ [Gyr]	0.45 ± 0.25
Distance d [pc]	185 ± 3
Reddening $E(B-V)$ [mag]	0.19 ± 0.02
Systemic RV v_0 [km.s^{-1}]	32.8786 ± 0.0044
Effective temperature T_{eff} [K]	5358 ± 38
Surface gravity $\log g$ [g.cm^{-2}]	4.540 ± 0.012
Iron abundance [Fe/H] [dex]	0.16 ± 0.03
Rotational velocity $v \sin i_*$ [km.s^{-1}]	3.7 ± 0.5
Rotation period P_{rot} [d]	10.79 ± 0.02
Spectral type	G7V

NOTE. — All the uncertainties provided here are only the statistical ones. Errors on the models are not considered, as they are unknown. Stellar parameters are derived from the combined analysis of the data and not from the spectral analysis. We assumed $1R_\odot=695,508\text{km}$, $1M_\odot=1.98842 \times 10^{30}\text{kg}$, $1R_{\text{J}}=71,492\text{km}$, $1M_{\text{J}}=1.89852 \times 10^{27}\text{kg}$, and $1\text{AU}=149,597,870.7\text{km}$.

^aBased on the Dartmouth stellar evolution tracks.

^bBased on Lithium abundance and stellar rotation.

has Lithium (for this stellar temperature) and Iron abundances that are compatible with the Hyades. Moreover, the systemic radial velocity of the star also agree with the Hyades (Perryman et al. 1998). However the system is too far away and the proper motion are not compatible with this cluster. We conclude it is unlikely that it belongs to the Hyades. Using the proper motion listed in Table 1, we find that the system has galactic velocities of $U=-17\text{km.s}^{-1}$, $V=11\text{km.s}^{-1}$, and $W=-23\text{km.s}^{-1}$, and thus has a 99% probability to belong to the thin disk.

EPIC211089792 is an inflated hot Jupiter amenable for precise spectrophotometric characterization of its at-

mosphere. Assuming an H_2 dominated atmosphere the planet gravity and equilibrium temperature would imply a scale height equal to about 418 km. The corresponding photometric precision on the transit depth measurement ($\sim \frac{2R_p H}{R_*^2}$) is ~ 190 ppm. Such a precision can be achieved using, for example, ground-based differential spectrophotometry, given that the presence of a close-by companion will allow optimal control of systematics and subtraction of the Earth atmosphere. On a 4m class telescope, considering the effect of atmospheric scintillation and assuming an optimized observing strategy ($t_{\text{exp}} \sim 15\text{s}$), for one single transit event we expect to archive a precision of around half the scale height on this target.

The two stars (target and companion) have a more favourable brightness contrast in the near-infrared ($Ks_A \sim 10.1$, $Ks_B \sim 10.9$). This means that EPIC211089792 should be well suited to analyze in the near infrared domain, especially from space with the *JWST* (Greene et al. 2015) or *ARIEL* (Tinetti 2015). In particular, the $1.4\mu\text{m}$ water absorption band has been found to be a powerful tracer of exoplanet atmospheric chemistry (Sing et al. 2016). The strength of this absorption band appears to be related to the presence or absence of clouds and hazes in the atmosphere, as probed for instance by optical observations. Clear atmospheric models would imply a $1.4\mu\text{m}$ absorption depth equal to about four scale heights (e.g. Hubbard et al. 2001). The equilibrium temperature of this exoplanet implies however that several compounds, in particular silicates, should be sequestered in the bottom atmosphere in the form of condensates (Burrows & Sharp 1999) and can potentially form cloud layers which can partially or totally mask the absorption features depending on the altitude at which they are found.

The Porto group acknowledges the support from the Fundação para a Ciência e Tecnologia, FCT (Portugal) in the form of the grants, projects, and contracts UID/FIS/04434/2013 (POCI-01-0145-FEDER-007672), PTDC/CTE-AST/098528/2008, PTDC/FIS-AST/1526/2014, SFRH/BPD/76606/2011, SFRH/BPD/70574/2010, SFRH/BPD/71230/2010, IF/00169/2012, IF/00028/2014, IF/01312/2014, and POPH/FSE (EC) by FEDER funding through the program “Programa Operacional de Factores de Competitividade - COMPETE”. AS is supported by the European Union under a Marie Curie Intra-European Fellowship for Career Development with reference FP7-PEOPLE-2013-IEF, number 627202. J.L-B acknowledges financial support from the Marie Curie Actions of the European Commission (FP7-COFUND) and the Spanish grant AYA2012- 38897-C02-01. JMA acknowledges funding from the European Research Council under the ERC Grant Agreement n. 337591-ExTrA. D.J.A. and D.P acknowledge funding from the European Union Seventh Framework programme (FP7/2007- 2013) under grant agreement No. 313014 (ETA-EARTH). OD acknowledges support by CNES through contract 567133 P.A.W acknowledges the support of the French Agence Nationale de la Recherche (ANR), under program ANR-12-BS05-0012 “Exo-Atmos”.

This work makes use of observations from the LCOGT network. This research has made use of the VizieR catalogue access tool, CDS, Strasbourg, France. The original description of the VizieR service was published in A&AS 143, 23. This research has made use of the NASA Exoplanet Archive, which is operated by the California Institute of Technology, under contract with the National Aeronautics and Space Administration under the Exoplanet Exploration Program. This research was made possible through the use of the AAVSO Photometric All-Sky Survey (APASS), funded by the Robert Martin Ayers Sciences Fund. This publication makes use of data products from the Wide-field Infrared Survey

Explorer, which is a joint project of the University of California, Los Angeles, and the Jet Propulsion Laboratory/California Institute of Technology, funded by the National Aeronautics and Space Administration. This publication makes use of data products from the Two Micron All Sky Survey, which is a joint project of the University of Massachusetts and the Infrared Processing and Analysis Center/California Institute of Technology, funded by the National Aeronautics and Space Administration and the National Science Foundation.

Facilities: Kepler (K2), TNG (HARPS-N), OHP (SOPHIE), CAHA (CAFE), Super-WASP.

REFERENCES

- Aceituno, J., Sánchez, S. F., Grupp, F., et al. 2013, A&A, 552, A31
- Ahn, C. P., Alexandroff, R., Allende Prieto, C., et al. 2012, ApJS, 203, 21
- Albrecht, S., Winn, J. N., Johnson, J. A., et al. 2012, ApJ, 757, L8
- Allard, F. 2014, IAU Symposium, 299, 271
- Almenara, J. M., Astudillo-Defru, N., Bonfils, X., et al. 2015, A&A, 581, L7
- Armstrong, D. J., Kirk, J., Lam, K. W. F., et al. 2015a, A&A, 579, A19
- Armstrong, D. J., Santerne, A., Veras, D., et al. 2015b, A&A, 582, A33
- Baglin, A., Auvergne, M., Boisnard, L., et al. 2006, 36th COSPAR Scientific Assembly, 36, 3749
- Baraffe, I., & Chabrier, G. 2010, A&A, 521, A44
- Baranne, A., Queloz, D., Mayor, M., et al. 1996, A&AS, 119, 373
- Barnes, S. A., Weingrill, J., Granzer, T., Spada, F., & Strassmeier, K. G. 2015, A&A, 583, A73
- Barrado y Navascues, D., & Stauffer, J. R. 1996, A&A, 310, 879
- Barros, S. C. C., Almenara, J. M., Demangeon, O., et al. 2015, MNRAS, 454, 4267
- Boisse, I., Eggenberger, A., Santos, N. C., et al. 2010, A&A, 523, A88
- Borucki, W. J., Koch, D., Jenkins, J., et al. 2009, Science, 325, 709
- Bouchy, F., Isambert, J., Lovis, C., et al. 2009, EAS Publications Series, 37, 247
- Bouchy, F., Díaz, R. F., Hébrard, G., et al. 2013, A&A, 549, A49
- Boué, G., Montalto, M., Boisse, I., Oshagh, M., & Santos, N. C. 2013, A&A, 550, A53
- Bouy, H., Bertin, E., Sarro, L. M., et al. 2015, A&A, 577, A148
- Brown, T. M., Baliber, N., Bianco, F. B., et al. 2013, PASP, 125, 1031
- Burrows, A., & Sharp, C. M. 1999, ApJ, 512, 843
- Claret, A., & Bloemen, S. 2011, A&A, 529, A75
- Collins, K. A., Kielkopf, J. F., & Stassun, K. G. 2016, arXiv:1601.02622
- Cosentino, R., Lovis, C., Pepe, F., et al. 2012, Proc. SPIE, 8446, 84461V
- Cox, A. N. 2000, Allen's Astrophysical Quantities,
- Croll, B., Albert, L., Jayawardhana, R., et al. 2015, ApJ, 802, 28
- Crossfield, I. J. M., Petigura, E., Schlieder, J. E., et al. 2015, ApJ, 804, 10
- Cutri, R. M., & et al. 2013, VizieR Online Data Catalog, 2328
- Díaz, R. F., Almenara, J. M., Santerne, A., et al. 2014, MNRAS, 441, 983
- Dotter, A., Chaboyer, B., Jevremović, D., et al. 2008, ApJS, 178, 89
- Eastman, J., Siverd, R., & Gaudi, B. S. 2010, PASP, 122, 935
- Fedorov, P. N., Akhmetov, V. S., & Bobylev, V. V. 2011, MNRAS, 416, 403
- James, D. J., Barnes, S. A., Meibom, S., et al. 2010, A&A, 515, A100
- Jones, B. F., Fischer, D., Shetrone, M., & Soderblom, D. R. 1997, AJ, 114, 352
- Greene, T. P., Line, M. R., Montero, C., et al. 2015, arXiv:1511.05528
- Guillot, T., & Havel, M. 2011, A&A, 527, A20
- Høg, E., Fabricius, C., Makarov, V. V., et al. 2000, A&A, 355, L27
- Hormuth, F., Hippler, S., Brandner, W., Wagner, K., & Henning, T. 2008, Proc. SPIE, 7014, 701448
- Howell, S. B., Sobeck, C., Haas, M., et al. 2014, PASP, 126, 398
- Hroch, F. 2014, Astrophysics Source Code Library, ascl:1402.006
- Hubbard, W. B., Fortney, J. J., Lunine, J. I., et al. 2001, ApJ, 560, 413
- Huber, D., Bryson, S. T., Haas, M. R., et al. 2015, arXiv:1512.02643
- Kipping, D. M. 2010, MNRAS, 408, 1758
- Kipping, D. M. 2013, MNRAS, 434, L51
- Lillo-Box, J., Barrado, D., & Bouy, H. 2014, A&A, 566, A103
- Lillo-Box, J., Barrado, D., Santos, N. C., et al. 2015, A&A, 577, A105
- McQuillan, A., Mazeh, T., & Aigrain, S. 2013, ApJ, 775, L11
- McQuillan, A., Mazeh, T., & Aigrain, S. 2014, ApJS, 211, 24
- Mortier, A., Sousa, S. G., Adibekyan, V. Z., Brandão, I. M., & Santos, N. C. 2014, A&A, 572, A95
- Munari, U., Henden, A., Frigo, A., et al. 2014, AJ, 148, 81
- Pepe, F., Mayor, M., Galland, F., et al. 2002, A&A, 388, 632
- Perryman, M. A. C., Brown, A. G. A., Lebreton, Y., et al. 1998, A&A, 331, 81
- Pollacco, D. L., Skillen, I., Collier Cameron, A., et al. 2006, PASP, 118, 1407
- Santerne, A., Díaz, R. F., Moutou, C., et al. 2012, A&A, 545, A76
- Santerne, A., Hébrard, G., Deleuil, M., et al. 2014, A&A, 571, A37
- Santerne, A., Díaz, R. F., Almenara, J.-M., et al. 2015, MNRAS, 451, 2337
- Santerne, A., Moutou, C., Tsantaki, M., et al. 2016, A&A in press, arXiv:1511.00643
- Santos, N. C., Mayor, M., Naef, D., et al. 2002, A&A, 392, 215
- Santos, N. C., Sousa, S. G., Mortier, A., et al. 2013, A&A, 556, A150
- Sarro, L. M., Bouy, H., Berihuete, A., et al. 2014, A&A, 563, A45
- Sing, D. K., Fortney, J. J., Nikolov, N., et al. 2016, Nature, 529, 59
- Sousa, S. G., Santos, N. C., Israelian, G., Mayor, M., & Udry, S. 2011, A&A, 533, A141
- Sousa, S. G. 2014, arXiv:1407.5817
- Sousa, S. G., Santos, N. C., Adibekyan, V., Delgado-Mena, E., & Israelian, G. 2015, A&A, 577, A67
- Southworth, J. 2011, MNRAS, 417, 2166
- Stevenson, K. B., Désert, J.-M., Line, M. R., et al. 2014, Science, 346, 838
- Strehl, K. 1902, Astronomische Nachrichten, 158, 89
- Tinetti, G. 2015, AAS/Division for Planetary Sciences Meeting Abstracts, 47, 416.20
- Torres, G., Konacki, M., Sasselov, D. D., & Jha, S. 2005, ApJ, 619, 558
- Théado, S., & Vauclair, S. 2012, ApJ, 744, 123

TABLE 3
LIST OF PHOTOMETRIC FACILITIES USED TO OBSERVE THE TRANSIT ON 2016-01-15. THE IDS 1 AND 2 ARE FOR *K2* AND SUPER-WASP,
RESPECTIVELY.

ID	observatory / telescope	location	UAI code	aperture size	filter	observers
3	C2PU	Calern observatory (FR)	010	1.04m	r'	LA, JPR, PB, OS
4	ADAGIO	Belesta-en-Lauragais (FR)	–	0.82m	R	PA, JCL, JMF, PM, DT
5	TJMS	Buthiers (FR)	199	0.59m	R	BD, OD, GC, JMV
6	Centre Astro	St-Michel-l'Observatoire (FR)	–	0.58m	R	OL
7	Baronnies Provencales	Moydans (FR)	B10	0.43m	R	MB
8	TAC	Calern observatory (FR)	010	0.40m	clear	FS, JBP
9	Blauvac	Blauvac (FR)	–	0.40m	clear	RR, RB
10	Géotopia	Mont-Bernenchon (FR)	–	0.32m	clear	EC
11	CROW	Portalegre (PT)	–	0.3m	clear	JG
12	Bassano Bresciano	Bassano Bresciano (IT)	565	0.30m	clear	UQ, LS, RG
13	AAAOV	Vauvenargues (FR)	–	0.3m	clear	SF
14	–	Cuq (FR)	–	0.3m	R	AC, VP
15	Blauvac	Blauvac (FR)	–	0.28m	V	RR, RB
16	–	St Saturnin les Avignon (FR)	–	0.28m	R	HB, LM
17	Dauban	Banon (FR)	–	0.2m	r'	FK
18	Les Barres	Lamanon (FR)	K22	0.2m	clear	MD
19	–	Sauternes (FR)	–	0.2m	clear	GA
20	Aspremont	Aspremont (FR)	–	0.2m	clear	PD, GB, SJ
21	–	Montebourg (FR)	–	0.11m	R	JCD

TABLE 4
 RADIAL VELOCITY DATA FOR THE TARGET STAR EPIC211089792 WITH THE MAIN SPECTROSCOPIC DIAGNOSES.

Epoch BJD _{TDB}	RV [km.s ⁻¹]	σ_{RV} [km.s ⁻¹]	BIS [km.s ⁻¹]	σ_{BIS} [km.s ⁻¹]	FWHM [km.s ⁻¹]	σ_{FWHM} [km.s ⁻¹]	Instrument –
2457312.54420	32.684	0.021	-0.045	0.042	9.527	0.052	CAFE
2457313.65075	32.827	0.030	-0.013	0.060	9.455	0.075	CAFE
2457351.49132	32.761	0.049	-0.045	0.098	9.411	0.122	CAFE
2457304.63868	32.980	0.006	-0.044	0.012	10.875	0.016	SOPHIE
2457332.61873	32.777	0.009	0.013	0.017	10.935	0.024	SOPHIE
2457364.45580	32.834	0.012	0.002	0.022	10.897	0.031	SOPHIE
2457378.47029	32.820	0.006	-0.019	0.011	10.814	0.015	SOPHIE
2457383.51446	32.907	0.006	-0.015	0.011	11.004	0.015	SOPHIE
2457384.44394	32.792	0.005	-0.019	0.009	10.895	0.013	SOPHIE
2457386.50338	32.968	0.008	-0.026	0.015	10.862	0.020	SOPHIE
2457400.45128	32.802	0.014	-0.041	0.025	10.711	0.035	SOPHIE
2457401.40215	32.843	0.017	-0.011	0.031	10.742	0.043	SOPHIE
2457402.37990	32.983	0.012	-0.026	0.021	10.704	0.029	SOPHIE
2457403.24248	32.900	0.024	-0.013	0.043	10.858	0.059	SOPHIE
2457403.25915	32.895	0.016	-0.011	0.028	10.801	0.039	SOPHIE
2457403.27577	32.882	0.014	-0.044	0.025	10.796	0.035	SOPHIE
2457403.29257	32.871	0.013	-0.031	0.024	10.762	0.034	SOPHIE
2457403.30921	32.872	0.015	-0.032	0.027	10.729	0.038	SOPHIE
2457403.32586	32.889	0.017	-0.007	0.030	10.799	0.041	SOPHIE
2457403.34251	32.885	0.018	0.002	0.032	10.810	0.045	SOPHIE
2457403.35918	32.844	0.016	-0.054	0.029	10.759	0.040	SOPHIE
2457403.37584	32.795	0.017	-0.039	0.030	10.790	0.042	SOPHIE
2457403.39253	32.852	0.016	-0.021	0.028	10.727	0.040	SOPHIE
2457403.40920	32.876	0.019	-0.058	0.033	10.857	0.046	SOPHIE
2457403.42583	32.842	0.020	-0.058	0.036	10.797	0.050	SOPHIE
2457403.44257	32.867	0.024	0.004	0.043	10.848	0.060	SOPHIE
2457403.45919	32.845	0.022	-0.059	0.040	10.825	0.055	SOPHIE
2457404.47376	32.778	0.015	-0.020	0.027	10.822	0.038	SOPHIE
2457405.47099	32.955	0.024	-0.008	0.044	10.700	0.061	SOPHIE
2457392.33082	33.0277	0.0056	-0.0150	0.0085	8.2177	0.0113	HARPS-N
2457393.52070	32.9313	0.0165	-0.0032	0.0247	8.3383	0.0330	HARPS-N
2457393.52923	32.9304	0.0227	-0.0420	0.0341	8.3174	0.0454	HARPS-N
2457393.53642	32.8961	0.0236	0.0638	0.0355	8.3361	0.0473	HARPS-N
2457393.54399	32.9362	0.0193	0.0435	0.0290	8.2869	0.0387	HARPS-N
2457393.55077	32.9716	0.0156	0.0148	0.0234	8.1960	0.0312	HARPS-N
2457393.55803	32.9965	0.0148	0.0355	0.0223	8.2852	0.0297	HARPS-N
2457393.56533	32.9471	0.0153	0.0373	0.0229	8.3614	0.0305	HARPS-N
2457393.57258	32.9393	0.0142	0.0244	0.0212	8.3294	0.0283	HARPS-N
2457393.57980	32.9259	0.0128	0.0243	0.0192	8.2970	0.0256	HARPS-N
2457393.58709	32.9152	0.0131	0.0258	0.0197	8.3203	0.0262	HARPS-N
2457393.59421	32.8837	0.0131	0.0437	0.0196	8.3174	0.0262	HARPS-N
2457393.60151	32.8931	0.0148	-0.0204	0.0221	8.2821	0.0295	HARPS-N
2457393.60869	32.8792	0.0167	0.0698	0.0250	8.3003	0.0334	HARPS-N
2457393.61594	32.8714	0.0181	0.0316	0.0272	8.2850	0.0362	HARPS-N
2457393.62327	32.9126	0.0194	-0.0260	0.0290	8.3519	0.0387	HARPS-N
2457393.63035	32.8985	0.0218	0.1226	0.0327	8.3215	0.0436	HARPS-N
2457393.63752	32.8624	0.0652	0.0442	0.0979	8.3365	0.1305	HARPS-N
2457394.32810	32.8404	0.0044	0.0490	0.0066	8.1585	0.0088	HARPS-N
2457394.51874	32.8343	0.0138	0.0192	0.0207	8.1709	0.0276	HARPS-N
2457395.39857	32.9945	0.0126	0.0322	0.0189	8.1570	0.0252	HARPS-N

TABLE 5

LIST OF FREE PARAMETERS USED IN THE PASTIS ANALYSIS OF THE LIGHT CURVES, RADIAL VELOCITIES AND SED WITH THEIR ASSOCIATED PRIOR AND POSTERIOR DISTRIBUTION.

Parameter	Prior ^a	Posterior
<i>Orbital parameters</i>		
Orbital period P [d]	$\mathcal{N}(3.25883; 1 \times 10^{-5})$	$3.2588321 \pm 1.9 \times 10^{-6}$
Epoch of first transit T_0 [BJD _{TDB}] - 2450000	$\mathcal{N}(3219.0128; 0.001)$	$3219.0095 \pm 2.2 \times 10^{-3}$
Orbital eccentricity e	$\beta(0.867; 3.03)$	0.066 ± 0.022
Argument of periastron ω [°]	$\mathcal{U}(0; 360)$	132 ± 21
Inclination i [°]	$\mathcal{S}(70; 90)$	$86.66^{+0.11}_{-0.08}$
<i>Planetary parameters</i>		
Radial velocity amplitude K [m.s ⁻¹]	$\mathcal{U}(0; 1000)$	103.5 ± 5.4
Planet-to-star radius ratio k_r	$\mathcal{U}(0; 0.5)$	$0.14188 \pm 6.2 \times 10^{-4}$
<i>Stellar parameters</i>		
Effective temperature T_{eff} [K]	$\mathcal{N}(5363; 43)$	5358 ± 38
Surface gravity $\log g$ [g.cm ⁻²]	$\mathcal{N}(4.49; 0.20)$	4.540 ± 0.012
Iron abundance [Fe/H] [dex]	$\mathcal{N}(0.16; 0.03)$	0.16 ± 0.03
Reddening E(B-V) [mag]	$\mathcal{U}(0; 1)$	0.19 ± 0.02
Systemic radial velocity v_0 [km.s ⁻¹]	$\mathcal{U}(-100, 100)$	32.8786 ± 0.0044
Distance to Earth d [pc]	$\mathcal{P}(2; 10; 1000)$	185 ± 3
<i>Instrumental parameters^b</i>		
CAFE radial velocity jitter [m.s ⁻¹]	$\mathcal{U}(0; 100)$	35 ± 32
SOPHIE radial velocity jitter [m.s ⁻¹]	$\mathcal{U}(0; 100)$	12 ± 4
HARPS-N radial velocity jitter [m.s ⁻¹]	$\mathcal{U}(0; 100)$	11^{+15}_{-8}
CAFE – SOPHIE radial velocity offset [m.s ⁻¹]	$\mathcal{U}(-1000; 1000)$	77 ± 30
HARPS-N – SOPHIE radial velocity offset [m.s ⁻¹]	$\mathcal{U}(-1000; 1000)$	-71 ± 10
SED jitter [mag]	$\mathcal{U}(0; 1)$	0.027 ± 0.025

REFERENCES. — The choice of prior for the orbital eccentricity is described in Kipping (2013).

^a $\mathcal{N}(\mu; \sigma^2)$ is a normal distribution with mean μ and width σ^2 , $\mathcal{U}(a; b)$ is a uniform distribution between a and b , $\mathcal{S}(a, b)$ is a sine distribution between a and b , $\beta(a; b)$ is a Beta distribution with parameters a and b , and $\mathcal{P}(n; a; b)$ is a power-law distribution of exponent n between a and b .

^bWe did not report in this table the out-of-transit flux, jitter, and contamination for each of the 21 light curves we analysed, as they are not really meaningful. We choose uninformative priors for the two first ones and a normal prior for the latter one, to correspond with the estimated contamination and its uncertainty (see section 2.2). Note that for ground-based light curves, we assumed a larger prior width (enlarged by a factor of 10 compared with the estimated error), to account for possible under/over-correction of the sky background.